

# 2018 D.V.A.L. YEARBOOK

## 35th Annual Winter Meeting – February 11, 2018



### Delaware Valley APBA League

**2017 DVAL  
Pennant  
Winner**



**Established 1984**

**2017 DVAL  
World Series  
Champion**



**2017 MVP  
Anthony Rizzo**

| AVG  | OBA  | SLG  | R  | RBI | 2B | 3B | HR | SB | BB |
|------|------|------|----|-----|----|----|----|----|----|
| .301 | .397 | .558 | 75 | 84  | 33 | 1  | 20 | 4  | 59 |



**2017 Cy Young Award  
J.A. Happ**

| ERA  | W  | L | IP  | BB | SO  | CG | SHO | BBA  | SOA  |
|------|----|---|-----|----|-----|----|-----|------|------|
| 2.88 | 12 | 6 | 131 | 37 | 140 | 3  | 1   | 2.54 | 9.59 |



# IN MEMORIAM



## ANNUAL RICHARD CLARKE MEMORIAL DVAL MANAGER OF THE YEAR AWARD

Richard Clarke was a manager in the DVAL from 1991-2004. Unfortunately, he was taken from us in an automobile accident, just before the 2005 season. We miss him very much.

Richard loved the DVAL and was a very successful manager, winning 2 pennants and 2 DVAL World Series Championships. One of the things Richard enjoyed about the DVAL was the annual CASEY predictions for the season. He often kidded me saying, "I just want to beat the CASEY predictions. That's how our owner judges me!". We felt it would be a fitting tribute to establish an annual DVAL Manager of the Year award in Richard's name, with the winner the manager whose team most exceeds the CASEY predictions.

| <b>Year</b> | <b>Team</b> | <b>Manager</b>  | <b>CASEY</b> | <b>Actual</b> | <b>Margin</b> |
|-------------|-------------|-----------------|--------------|---------------|---------------|
| 2005        | PHI         | Bob Welch       | 45           | 53            | 8             |
| 2006        | PHI         | Bob Welch       | 37           | 49            | 12            |
| (tie)       | STL         | Bill Roseman    | 37           | 49            | 12            |
| 2007        | NYM         | Al Loveland     | 37           | 46            | 9             |
| 2008        | HOU         | John Lloyd      | 45           | 57            | 12            |
| 2009        | STL         | Bill Roseman    | 47           | 56            | 9             |
| 2010        | PHI         | Bob Welch       | 37           | 55            | 18            |
| 2011        | HOU         | John Lloyd      | 38           | 48            | 10            |
| 2012        | PHI         | Bob Welch       | 40           | 52            | 12            |
| 2013        | CHI         | Ryan Russell    | 46           | 52            | 6             |
| 2014        | SF          | Nat Wentling    | 42           | 54            | 12            |
| 2015        | PHI         | Bob Welch       | 53           | 64            | 11            |
| 2016        | PHI         | Bob Welch       | 49           | 58            | 9             |
| 2017        | SD          | Steve Henderson | 47           | 53            | 6             |

(note: if there is a tie in the margin, the award goes to the team with the higher CASEY prediction)

### CASEY TEAM SCORECARD

| Team | Avg Diff | Best | Worst | Range |
|------|----------|------|-------|-------|
| ATL  | 0.81     | 7    | -6    | 13    |
| CHI  | -0.38    | 6    | -6    | 12    |
| CIN  | 0.56     | 7    | -7    | 14    |
| LA   | -2.75    | 6    | -12   | 18    |
| MIL  | -0.88    | 12   | -11   | 23    |
| NYM  | 1.13     | 9    | -8    | 17    |
| PHI  | 5.25     | 17   | -5    | 22    |
| PIT  | -3.38    | 3    | -12   | 15    |
| STL  | 1.50     | 12   | -11   | 23    |
| SD   | 0.63     | 11   | -7    | 18    |
| SF   | -2.81    | 12   | -19   | 31    |
| WAS  | 0.19     | 7    | -9    | 16    |

### CASEY PERFORMANCE

| YEAR | AVG  | MAX | MIN | Range |
|------|------|-----|-----|-------|
| 2002 | 4.00 | 11  | -5  | 16    |
| 2003 | 3.33 | 9   | -5  | 14    |
| 2004 | 5.00 | 10  | -19 | 29    |
| 2005 | 3.33 | 8   | -8  | 16    |
| 2006 | 5.83 | 12  | -15 | 27    |
| 2007 | 4.83 | 9   | -11 | 20    |
| 2008 | 5.00 | 12  | -11 | 23    |
| 2009 | 4.33 | 9   | -9  | 18    |
| 2010 | 7.17 | 17  | -19 | 36    |
| 2011 | 4.33 | 10  | -8  | 18    |
| 2012 | 4.67 | 12  | -11 | 23    |
| 2013 | 3.50 | 6   | -7  | 13    |
| 2014 | 5.50 | 12  | -10 | 22    |
| 2015 | 5.17 | 11  | -11 | 22    |
| 2016 | 5.00 | 9   | -12 | 21    |
| 2017 | 2.67 | 6   | -5  | 11    |



DVAL Hall of Fame Members

INDUCTED: 2000

**Mike Schmidt**



INDUCTED: 2001

**Dennis Martinez**



INDUCTED: 2001

**Brett Butler**



INDUCTED: 2002

**Ryne Sandberg**




INDUCTED: 2003

**Tim Lincecum**




INDUCTED: 2003

**Ozzie Smith**



INDUCTED: 2003

**John Smiley**



INDUCTED: 2004

**Orel Hershiser**



INDUCTED: 2004


**Andre Dawson**






DVAL Hall of Fame Members

INDUCTED: 2006  
**Tony Gwynn**



INDUCTED: 2006  
**David Cone**




INDUCTED: 2008  
**Andres Galarraga**




INDUCTED: 2010  
**Jeff Bagwell**



INDUCTED: 2010  
**Barry Larkin**



INDUCTED: 2010  
**Larry Walker**



INDUCTED: 2012  
**Barry Bonds**



INDUCTED: 2014  
**Greg Maddux**



INDUCTED: 2014  
**Pedro Martinez**





DVAL Hall of Fame Members

INDUCTED: 2014  
**Mike Piazza**



INDUCTED: 2016  
**Tom Glavine**





DVAL HALL OF FAME - VOTING HISTORY

| Year | ballot      | Player                                       |
|------|-------------|--|
| 1999 |             | no players elected                           |
| 2000 | 2           | Mike Schmidt                                 |
| 2001 | 1<br>2      | Dennis Martinez<br>Brett Butler              |
| 2002 | 1           | Ryne Sandberg                                |
| 2003 | 1<br>3<br>2 | Tim Lincecum<br>Ozzie Smith<br>John Smiley   |
| 2004 | 1<br>5      | Orel Hershiser<br>Andre Dawson               |
| 2006 | 1<br>1      | Tony Gwynn<br>David Cone                     |
| 2008 | 1           | Andres Galarraga                             |
| 2010 | 1<br>1<br>1 | Larry Walker<br>Barry Larkin<br>Jeff Bagwell |
| 2012 | 1           | Barry Bonds                                  |
| 2014 | 1<br>1<br>2 | Greg Maddux<br>Pedro Martinez<br>Mike Piazza |
| 2016 | 2           | Tom Glavine                                  |

## DVAL HALL OF FAME - VOTING HISTORY

| 1999               | 3's | 2's | 1's | TOTAL |              |
|--------------------|-----|-----|-----|-------|--------------|
| Schimdt, Mike      | 5   | 2   | 2   | 21    |              |
| McReynolds, Kevin  | 4   | 4   | 1   | 21    |              |
| Ryan, Nolan        | 2   | 3   | 1   | 13    |              |
| Strawberry, Darryl | 2   | 1   | 4   | 12    |              |
| Guerrero, Pedro    | 1   | 2   | 4   | 11    |              |
| Andersen, Larry    | 0   | 3   | 3   | 9     |              |
| McDowell, Roger    | 1   | 0   | 4   | 7     |              |
| Kruk, John         | 1   | 1   | 2   | 7     |              |
| Gullickson, Bill   | 1   | 1   | 1   | 6     |              |
| Scott, Mike        | 1   | 0   | 2   | 5     |              |
| Sax, Steve         | 0   | 1   | 1   | 3     |              |
| Welch, Bob         | 1   | 0   | 0   | 3     |              |
| Clark, Jack        | 0   | 0   | 1   | 1     | 1 eliminated |

| 2000                 | 3's       | 2's      | 1's      | TOTAL     |                |
|----------------------|-----------|----------|----------|-----------|----------------|
| <b>Schimdt, Mike</b> | <b>10</b> | <b>1</b> | <b>0</b> | <b>32</b> | <b>ELECTED</b> |
| Dawson, Andre        | 7         | 1        | 0        | 23        |                |
| Butler, Brett        | 5         | 2        | 0        | 19        |                |
| Scott, Mike          | 4         | 1        | 1        | 15        |                |
| Strawberry, Darryl   | 2         | 3        | 0        | 12        |                |
| McReynolds, Kevin    | 2         | 1        | 0        | 8         |                |
| Gullickson, Bill     | 1         | 2        | 0        | 7         |                |
| Van Slyke, Andy      | 1         | 2        | 0        | 7         |                |
| Ryan, Nolan          | 1         | 1        | 1        | 6         |                |
| McDowell, Roger      | 1         | 1        | 1        | 6         |                |
| Guerrero, Pedro      | 1         | 1        | 0        | 5         |                |
| Welch, Bob           | 1         | 1        | 0        | 5         |                |
| Andersen, Larry      | 0         | 1        | 0        | 2         | 2 eliminated   |
| Johnson, Howard      | 0         | 1        | 0        | 2         | 2 eliminated   |
| Kruk, John           | 0         | 0        | 0        | 0         | 0 eliminated   |
| Sax, Steve           | 0         | 0        | 0        | 0         | 0 eliminated   |

| 2001                    | 3's      | 2's      | 1's      | TOTAL     |                |
|-------------------------|----------|----------|----------|-----------|----------------|
| <b>Martinez, Dennis</b> | <b>9</b> | <b>2</b> | <b>1</b> | <b>32</b> | <b>ELECTED</b> |
| <b>Butler, Brett</b>    | <b>7</b> | <b>2</b> | <b>2</b> | <b>27</b> | <b>ELECTED</b> |
| Dawson, Andre           | 7        | 1        | 0        | 23        |                |
| Smith, Ozzie            | 5        | 2        | 1        | 20        |                |
| Strawberry, Darryl      | 2        | 3        | 0        | 12        |                |
| Valenzuela, Fernando    | 2        | 1        | 0        | 8         |                |
| Scott, Mike             | 1        | 0        | 1        | 4         |                |

**PLAYERS receiving zero points**

|                   |                 |
|-------------------|-----------------|
| McReynolds, Kevin | McDowell, Roger |
| Gullickson, Bill  | Guerrero, Pedro |
| Van Slyke, Andy   | Welch, Bob      |
| Ryan, Nolan       |                 |

| 2002                  | 3's       | 2's      | 1's      | TOTAL     |                |
|-----------------------|-----------|----------|----------|-----------|----------------|
| <b>Sandberg, Ryne</b> | <b>10</b> | <b>2</b> | <b>0</b> | <b>34</b> | <b>ELECTED</b> |
| Dawson, Andre         | 3         | 5        | 1        | 20        |                |
| Smith, Ozzie          | 4         | 2        | 0        | 16        |                |
| Smiley, John          | 2         | 3        | 1        | 13        |                |
| Valenzuela, Fernando  | 2         | 3        | 1        | 13        |                |
| Strawberry, Darryl    | 1         | 1        | 0        | 5         |                |
| Eckersley, Dennis     | 0         | 1        | 1        | 3         | 3 eliminated   |
| Scott, Mike           | 0         | 1        | 0        | 2         | 2 eliminated   |
| Dykstra, Lenny        | 0         | 0        | 1        | 1         | 1 eliminated   |

**PLAYERS receiving zero points**

|               |                |
|---------------|----------------|
| Carter, Joe   | Drabek, Doug   |
| Davis, Chili  | Myers, Randy   |
| McGee, Willie | Tewksbury, Bob |
| Roberts, Bip  |                |

| 2003                 | 3's      | 2's      | 1's      | TOTAL     |                |
|----------------------|----------|----------|----------|-----------|----------------|
| <b>Raines, Tim</b>   | <b>8</b> | <b>2</b> | <b>0</b> | <b>28</b> | <b>ELECTED</b> |
| <b>Smith, Ozzie</b>  | <b>7</b> | <b>1</b> | <b>3</b> | <b>26</b> | <b>ELECTED</b> |
| <b>Smiley, John</b>  | <b>6</b> | <b>4</b> | <b>0</b> | <b>26</b> | <b>ELECTED</b> |
| Dawson, Andre        | 5        | 2        | 2        | 21        |                |
| Valenzuela, Fernando | 3        | 2        | 0        | 13        |                |
| Strawberry, Darryl   | 1        | 1        | 0        | 5         |                |
| Belcher, Tim         | 1        | 0        | 0        | 3         | 3 eliminated   |
| Bonilla, Bobby       | 0        | 0        | 2        | 2         | 2 eliminated   |
| Orosco, Jesse        | 0        | 1        | 0        | 2         | 2 eliminated   |

**PLAYERS receiving zero points**

|                   |                   |
|-------------------|-------------------|
| Assenmacher, Paul | King, Jeff        |
| Blauser, Jeff     | Morandini, Mickey |
| Jefferies, Greg   | Rodriguez, Rich   |

| 2004                   | 3's       | 2's      | 1's      | TOTAL     |                |
|------------------------|-----------|----------|----------|-----------|----------------|
| <b>Hershiser, Orel</b> | <b>12</b> | <b>0</b> | <b>0</b> | <b>36</b> | <b>ELECTED</b> |
| <b>Dawson, Andre</b>   | <b>5</b>  | <b>5</b> | <b>0</b> | <b>25</b> | <b>ELECTED</b> |
| Valenzuela, Fernando   | 0         | 3        | 5        | 11        |                |
| Strawberry, Darryl     | 0         | 4        | 4        | 8         |                |
| Nixon, Otis            | 0         | 2        | 2        | 6         |                |

**PLAYERS receiving zero points**

|                |                 |
|----------------|-----------------|
| Portugal, Mark | Gilkey, Bernard |
| Morgan, Mike   | Fernandez, Tony |
| Hill, Ken      |                 |



## DVAL HALL OF FAME - VOTING HISTORY

| 2006                 | 3's       | 2's      | 1's      | TOTAL     |                |
|----------------------|-----------|----------|----------|-----------|----------------|
| <b>Gwynn, Tony</b>   | <b>11</b> | <b>0</b> | <b>0</b> | <b>33</b> | <b>ELECTED</b> |
| <b>Cone, David</b>   | <b>8</b>  | <b>3</b> | <b>0</b> | <b>30</b> | <b>ELECTED</b> |
| Gooden, Dwight       | 1         | 4        | 1        | 12        |                |
| Clark, Will          | 1         | 3        | 2        | 11        |                |
| Nixon, Otis          | 1         | 1        | 0        | 5         |                |
| Henderson, Rickey    | 0         | 2        | 0        | 4         |                |
| Strawberry, Darryl   | 1         | 0        | 1        | 4         |                |
| Bichette, Dante      | 0         | 1        | 1        | 3         | eliminated     |
| Caminiti, Ken        | 0         | 1        | 1        | 3         | eliminated     |
| Valenzuela, Fernando | 0         | 1        | 0        | 2         | eliminated     |
| Lankford, Ray        | 0         | 1        | 0        | 2         | eliminated     |
| DeShields, Delino    | 0         | 1        | 0        | 2         | eliminated     |
| O'Neill, Paul        | 0         | 0        | 1        | 1         | eliminated     |

### PLAYERS receiving zero points

|                  |                 |
|------------------|-----------------|
| Bell, Derek      | Offerman, Jose  |
| Bell, Jay        | Fassero, Jeff   |
| Davis, Eric      | Harnisch, Pete  |
| Dunston, Shawon  | Jones, Doug     |
| Fletcher, Darrin | Martinez, Ramon |
| Martin, Al       | Wetteland, John |

| 2008                     | 3's      | 2's      | 1's      | TOTAL     |                |
|--------------------------|----------|----------|----------|-----------|----------------|
| <b>Galarraga, Andres</b> | <b>7</b> | <b>4</b> | <b>0</b> | <b>29</b> | <b>ELECTED</b> |
| Grace, Mark              | 3        | 2        | 1        | 14        |                |
| Nen, Robb                | 3        | 2        | 0        | 13        |                |
| Gooden, Dwight           | 0        | 6        | 0        | 12        |                |
| Franco, John             | 2        | 1        | 2        | 10        |                |
| Benes, Andy              | 1        | 2        | 0        | 7         |                |
| Williams, Matt           | 1        | 1        | 2        | 7         |                |
| Clark, Will              | 0        | 2        | 0        | 4         |                |
| Nixon, Otis              | 0        | 1        | 1        | 3         | eliminated     |
| Strawberry, Darryl       | 1        | 0        | 0        | 3         | eliminated     |
| Burkett, John            | 0        | 0        | 2        | 2         | eliminated     |

### PLAYERS receiving zero points

|                |                 |
|----------------|-----------------|
| Ashby, Andy    | Mcgriff, Fred   |
| Beck, Rod      | Neagle, Denny   |
| Burks, Ellis   | Plesac, Dan     |
| Gant, Ron      | Reed, Rick      |
| Holmes, Darren | Reynolds, Shane |
| Jackson, Mike  | Shaw, Jeff      |
| Jones, Bobby   | Veres, Dave     |
| Justice, David | Wendell, Turk   |
| Karros, Eric   | Zeile, Todd     |
| Kile, Darryl   |                 |

| 2010                 | 3's      | 2's      | 1's      | TOTAL     |                |
|----------------------|----------|----------|----------|-----------|----------------|
| <b>Walker, Larry</b> | <b>7</b> | <b>3</b> | <b>1</b> | <b>28</b> | <b>ELECTED</b> |
| <b>Larkin, Barry</b> | <b>7</b> | <b>2</b> | <b>0</b> | <b>25</b> | <b>ELECTED</b> |
| <b>Bagwell, Jeff</b> | <b>6</b> | <b>3</b> | <b>0</b> | <b>24</b> | <b>ELECTED</b> |
| Sosa, Sammy          | 4        | 1        | 0        | 14        |                |
| Grace, Mark          | 2        | 2        | 0        | 10        |                |
| Palmeiro, Rafael     | 2        | 1        | 1        | 9         |                |
| Alomar, Roberto      | 2        | 1        | 0        | 8         |                |
| Franco, John         | 1        | 0        | 1        | 4         |                |
| Gooden, Dwight       | 0        | 2        | 0        | 4         |                |
| Benes, Andy          | 0        | 1        | 1        | 3         | eliminated     |
| Castilla, Vinny      | 0        | 1        | 0        | 2         | eliminated     |
| Clark, Will          | 0        | 1        | 0        | 2         | eliminated     |
| Grissom, Marquis     | 0        | 0        | 1        | 1         | eliminated     |

### PLAYERS receiving zero points

|                  |                  |
|------------------|------------------|
| Alfonzo, Edgardo | Nomo, Hideo      |
| Boone, Bret      | Ortiz, Russ      |
| Brown, Kevin     | Quantrill, Paul  |
| Burba, Dave      | Rueter, Kirk     |
| Burnitz, Jeromy  | Santiago, Benito |
| Finley, Steve    | Valdez, Ismael   |
| Jordan, Brian    | White, Rondell   |
| Leiter, Al       | Williams, Matt   |
| Mondesi, Raul    | Worrell, Tim     |
| Mueller, Bill    | Young, Eric      |
| Nen, Robb        |                  |

| 2012                | 3's      | 2's      | 1's      | TOTAL     |                |
|---------------------|----------|----------|----------|-----------|----------------|
| <b>Bonds, Barry</b> | <b>9</b> | <b>1</b> | <b>1</b> | <b>30</b> | <b>ELECTED</b> |
| Piazza, Mike        | 6        | 2        | 0        | 22        |                |
| Sosa, Sammy         | 6        | 1        | 0        | 20        |                |
| Biggio, Craig       | 5        | 1        | 0        | 17        |                |
| Sheffield, Gary     | 2        | 3        | 0        | 12        |                |
| Palmeiro, Rafael    | 2        | 2        | 1        | 11        |                |
| Alomar, Roberto     | 2        | 1        | 0        | 8         |                |
| Gooden, Dwight      | 1        | 1        | 0        | 5         |                |
| Alou, Moises        | 0        | 2        | 0        | 4         |                |
| Wells, David        | 1        | 0        | 1        | 4         |                |
| Grace, Mark         | 1        | 0        | 0        | 3         | eliminated     |
| Green, Shawn        | 0        | 0        | 1        | 1         | eliminated     |

### PLAYERS receiving zero points

|                 |                 |
|-----------------|-----------------|
| Astacio, Pedro  | Morris, Matt    |
| Clayton, Royce  | Sanders, Reggie |
| Floyd, Cliff    | Stanton, Mike   |
| Franco, John    | Tomko, Brett    |
| Klesko, Ryan    | Trachsel, Steve |
| Loaiza, Esteban | Vizcaino, Jose  |
| Lofton, Kenny   | Williams, Woody |
| Lopez, Javier   |                 |

## DVAL HALL OF FAME - VOTING HISTORY

| 2014                  | 3's       | 2's      | 1's      | TOTAL     |                |
|-----------------------|-----------|----------|----------|-----------|----------------|
| <b>Maddux,Greg</b>    | <b>11</b> | <b>1</b> | <b>0</b> | <b>35</b> | <b>ELECTED</b> |
| <b>Piazza,Mike</b>    | <b>4</b>  | <b>6</b> | <b>1</b> | <b>25</b> | <b>ELECTED</b> |
| <b>Martinez,Pedro</b> | <b>6</b>  | <b>3</b> | <b>0</b> | <b>24</b> | <b>ELECTED</b> |
| Glavine, Tom          | 4         | 4        | 0        | 20        |                |
| Schilling, Curt       | 4         | 4        | 0        | 20        |                |
| Biggio, Craig         | 2         | 6        | 1        | 19        |                |
| Smoltz, John          | 3         | 4        | 0        | 17        |                |
| Sheffield, Gary       | 4         | 1        | 0        | 14        |                |
| Hoffman, Trevor       | 1         | 4        | 2        | 13        |                |
| Sosa, Sammy           | 3         | 1        | 1        | 12        |                |
| Alomar, Roberto       | 0         | 5        | 1        | 11        |                |
| Johnson, Randy        | 2         | 2        | 0        | 10        |                |
| Alou, Moises          | 1         | 1        | 0        | 3         | eliminated     |
| Kent, Jeff            | 1         | 0        | 0        | 3         | eliminated     |
| Palmeiro, Rafael      | 0         | 1        | 1        | 3         | eliminated     |
| Gooden, Dwight        | 0         | 1        | 1        | 3         | eliminated     |
| Dye, Jermaine         | 0         | 0        | 2        | 2         | eliminated     |
| Jones, Todd           | 0         | 1        | 0        | 2         | eliminated     |
| Giles, Brian          | 0         | 0        | 1        | 1         | eliminated     |

### PLAYERS receiving zero points

|                |                 |
|----------------|-----------------|
| Aurilia, Rich  | Looper, Braden  |
| Ausmus, Brad   | Park, Chan Ho   |
| Gonzalez, Luis | Schmidt, Jason  |
| Clement, Matt  | Tavarez, Julian |
| Hampton, Mike  | Wells, David    |
| Lieber, Jon    |                 |

| 2016                | 3's      | 2's      | 1's      | TOTAL     |                |
|---------------------|----------|----------|----------|-----------|----------------|
| <b>Glavine, Tom</b> | <b>7</b> | <b>1</b> | <b>1</b> | <b>24</b> | <b>ELECTED</b> |
| Guerrero, Vlad      | 3        | 6        | 1        | 22        |                |
| Schilling, Curt     | 2        | 5        | 1        | 17        |                |
| Smoltz, John        | 2        | 5        | 1        | 17        |                |
| Sheffield, Gary     | 2        | 5        | 0        | 16        |                |
| Sosa, Sammy         | 4        | 2        | 0        | 16        |                |
| Alomar, Roberto     | 2        | 3        | 1        | 13        |                |
| Helton, Todd        | 1        | 5        | 0        | 13        |                |
| Biggio, Craig       | 3        | 1        | 0        | 11        |                |
| Johnson, Randy      | 2        | 2        | 1        | 11        |                |
| Wagner, Billy       | 1        | 4        | 0        | 11        |                |
| Hoffman, Trevor     | 1        | 2        | 0        | 7         |                |
| Kendall, Jason      | 0        | 1        | 0        | 2         | eliminated     |
| Rolen, Scott        | 0        | 1        | 0        | 2         | eliminated     |
| Kennedy, Adam       | 0        | 0        | 1        | 1         | eliminated     |

### PLAYERS receiving zero points

|                  |                 |
|------------------|-----------------|
| Cabrera, Orlando | Lugo, Julio     |
| Castillo, Luis   | Renteria, Edgar |
| Jones, Andruw    | Lidge, Brad     |
| Lee, Derrek      |                 |



**DVAL HALL OF FAME HITTERS**

**BAGWELL,JEFF**

| YR   | TM  | AVG  | GM   | AB   | R   | H    | RBI | DB  | TR | HR  | BB  | SO  | SB  | DP  | GS   | TB   | SLG  | OBA  | Tot Avg | RC    |
|------|-----|------|------|------|-----|------|-----|-----|----|-----|-----|-----|-----|-----|------|------|------|------|---------|-------|
| 1992 | ATL | .289 | 87   | 311  | 40  | 90   | 40  | 24  | 2  | 5   | 39  | 58  | 4   | 9   | 86   | 133  | .428 | .369 | .765    | 49.8  |
| 1993 | ATL | .241 | 64   | 166  | 24  | 40   | 22  | 11  | 1  | 4   | 23  | 29  | 1   | 5   | 45   | 65   | .392 | .333 | .679    | 21.9  |
| 1994 | ATL | .295 | 88   | 322  | 45  | 95   | 47  | 24  | 3  | 8   | 39  | 34  | 3   | 10  | 82   | 149  | .463 | .371 | .806    | 55.9  |
| 1995 | ATL | .327 | 89   | 336  | 89  | 110  | 97  | 18  | 3  | 32  | 49  | 38  | 9   | 11  | 89   | 230  | .685 | .413 | 1.215   | 97.0  |
| 1996 | ATL | .259 | 93   | 351  | 62  | 91   | 47  | 21  | 1  | 18  | 57  | 89  | 3   | 7   | 86   | 168  | .479 | .363 | .854    | 61.5  |
| 1997 | ATL | .252 | 94   | 361  | 77  | 91   | 60  | 23  | 0  | 19  | 63  | 77  | 11  | 7   | 94   | 171  | .474 | .363 | .884    | 64.3  |
| 1998 | ATL | .304 | 94   | 355  | 105 | 108  | 61  | 31  | 0  | 32  | 70  | 95  | 32  | 5   | 94   | 235  | .662 | .419 | 1.337   | 105.8 |
| 1999 | ATL | .296 | 94   | 378  | 96  | 112  | 64  | 16  | 0  | 26  | 69  | 61  | 42  | 3   | 93   | 206  | .545 | .405 | 1.178   | 92.8  |
| 2000 | ATL | .312 | 94   | 337  | 81  | 105  | 71  | 22  | 0  | 26  | 80  | 76  | 15  | 19  | 94   | 205  | .608 | .444 | 1.195   | 94.6  |
| 2001 | ATL | .265 | 94   | 362  | 91  | 96   | 97  | 22  | 0  | 41  | 64  | 83  | 2   | 13  | 94   | 241  | .666 | .376 | 1.100   | 90.9  |
| 2002 | ATL | .348 | 94   | 365  | 77  | 127  | 75  | 33  | 1  | 27  | 57  | 67  | 3   | 12  | 94   | 243  | .666 | .436 | 1.212   | 106.7 |
| 2003 | CHI | .233 | 94   | 343  | 58  | 80   | 52  | 19  | 2  | 23  | 53  | 86  | 2   | 13  | 94   | 172  | .501 | .336 | .822    | 58.1  |
| 2004 | CHI | .274 | 86   | 314  | 56  | 86   | 49  | 17  | 1  | 21  | 48  | 69  | 5   | 9   | 85   | 168  | .535 | .370 | .932    | 63.2  |
| 2005 | STL | .234 | 94   | 354  | 63  | 83   | 64  | 21  | 1  | 24  | 63  | 91  | 4   | 6   | 94   | 178  | .503 | .350 | .884    | 63.1  |
|      |     | .282 | 1259 | 4655 | 964 | 1314 | 846 | 302 | 15 | 306 | 774 | 953 | 136 | 129 | 1224 | 2564 | .551 | .385 | 1.001   | 1015  |

**BONDS,BARRY**

| YR   | TM | AVG  | GM   | AB   | R    | H    | RBI  | DB  | TR | HR  | BB   | SO   | SB  | DP  | GS   | TB   | SLG  | OBA  | Tot Avg | RC    |
|------|----|------|------|------|------|------|------|-----|----|-----|------|------|-----|-----|------|------|------|------|---------|-------|
| 1987 | LA | .154 | 75   | 253  | 39   | 39   | 22   | 11  | 2  | 7   | 42   | 64   | 25  | 4   | 64   | 75   | .296 | .275 | .651    | 24.4  |
| 1988 | LA | .312 | 64   | 77   | 16   | 24   | 24   | 5   | 4  | 6   | 7    | 11   | 6   | 0   | 17   | 55   | .714 | .369 | 1.283   | 21.5  |
| 1989 | LA | .222 | 88   | 306  | 58   | 68   | 28   | 21  | 6  | 10  | 35   | 59   | 18  | 5   | 73   | 131  | .428 | .302 | .757    | 42.6  |
| 1990 | LA | .236 | 87   | 335  | 47   | 79   | 37   | 18  | 6  | 10  | 46   | 72   | 17  | 4   | 88   | 139  | .415 | .328 | .777    | 48.7  |
| 1991 | LA | .243 | 90   | 329  | 60   | 80   | 60   | 24  | 0  | 23  | 45   | 70   | 31  | 3   | 84   | 173  | .526 | .334 | .988    | 63.5  |
| 1992 | LA | .295 | 90   | 346  | 64   | 102  | 44   | 16  | 5  | 16  | 34   | 54   | 26  | 10  | 86   | 176  | .509 | .358 | .929    | 68.1  |
| 1993 | LA | .313 | 87   | 297  | 71   | 93   | 60   | 23  | 4  | 16  | 66   | 47   | 24  | 7   | 83   | 172  | .579 | .438 | 1.242   | 81.1  |
| 1994 | LA | .281 | 90   | 324  | 76   | 91   | 75   | 19  | 6  | 28  | 73   | 45   | 14  | 9   | 90   | 206  | .636 | .413 | 1.211   | 88.3  |
| 1995 | LA | .304 | 90   | 345  | 86   | 105  | 99   | 10  | 3  | 38  | 59   | 37   | 33  | 7   | 90   | 235  | .681 | .406 | 1.324   | 102.8 |
| 1996 | LA | .288 | 94   | 361  | 82   | 104  | 84   | 20  | 10 | 18  | 68   | 65   | 17  | 12  | 94   | 198  | .548 | .401 | 1.052   | 83.1  |
| 1997 | LA | .276 | 94   | 344  | 79   | 95   | 68   | 9   | 4  | 23  | 73   | 57   | 28  | 12  | 94   | 181  | .526 | .403 | 1.080   | 79.1  |
| 1998 | LA | .288 | 94   | 351  | 91   | 101  | 87   | 16  | 2  | 33  | 77   | 68   | 24  | 18  | 94   | 220  | .627 | .416 | 1.198   | 97.0  |
| 1999 | LA | .309 | 94   | 350  | 73   | 108  | 72   | 25  | 3  | 22  | 65   | 61   | 20  | 10  | 94   | 205  | .586 | .417 | 1.151   | 90.0  |
| 2000 | LA | .249 | 94   | 269  | 57   | 67   | 48   | 18  | 2  | 19  | 57   | 52   | 8   | 8   | 62   | 146  | .543 | .380 | 1.005   | 57.2  |
| 2001 | LA | .290 | 94   | 328  | 72   | 95   | 75   | 19  | 8  | 28  | 69   | 51   | 9   | 6   | 87   | 214  | .652 | .413 | 1.222   | 90.4  |
| 2002 | LA | .353 | 93   | 309  | 106  | 109  | 102  | 22  | 3  | 46  | 106  | 52   | 13  | 5   | 93   | 275  | .890 | .518 | 1.922   | 146.2 |
| 2003 | LA | .333 | 94   | 285  | 82   | 95   | 67   | 26  | 6  | 24  | 96   | 33   | 4   | 6   | 84   | 205  | .719 | .501 | 1.556   | 103.9 |
| 2004 | LA | .289 | 94   | 291  | 81   | 84   | 80   | 17  | 0  | 34  | 64   | 39   | 5   | 9   | 75   | 203  | .698 | .417 | 1.259   | 85.8  |
| 2005 | LA | .377 | 93   | 308  | 105  | 116  | 90   | 22  | 0  | 42  | 84   | 33   | 5   | 4   | 85   | 264  | .857 | .510 | 1.801   | 136.1 |
| 2006 | LA | .154 | 30   | 26   | 2    | 4    | 7    | 0   | 0  | 2   | 4    | 4    | 0   | 2   | 0    | 10   | .385 | .267 | .583    | 2.7   |
| 2007 | LA | .243 | 89   | 263  | 34   | 64   | 40   | 13  | 0  | 17  | 40   | 41   | 0   | 5   | 67   | 128  | .487 | .343 | .824    | 43.9  |
| 2008 | LA | .238 | 89   | 248  | 38   | 59   | 47   | 6   | 0  | 17  | 60   | 41   | 0   | 8   | 66   | 116  | .468 | .386 | .893    | 44.8  |
|      |    | .281 | 1907 | 6345 | 1419 | 1782 | 1316 | 360 | 74 | 479 | 1270 | 1056 | 327 | 154 | 1670 | 3727 | .587 | .401 | 1.129   | 1566  |

**BUTLER,BRETT**

| YR   | TM  | AVG  | GM | AB  | R  | H   | RBI | DB | TR | HR | BB | SO | SB | DP | GS | TB  | SLG  | OBA  | Tot Avg | RC   |
|------|-----|------|----|-----|----|-----|-----|----|----|----|----|----|----|----|----|-----|------|------|---------|------|
| 1984 | ATL | .252 | 83 | 357 | 65 | 90  | 37  | 12 | 5  | 4  | 29 | 43 | 35 | 3  | 82 | 124 | .347 | .308 | .696    | 44.2 |
| 1985 | CHI | .241 | 84 | 324 | 60 | 78  | 16  | 7  | 6  | 2  | 42 | 30 | 31 | 3  | 84 | 103 | .318 | .328 | .707    | 39.4 |
| 1986 | CHI | .275 | 84 | 342 | 62 | 94  | 39  | 15 | 7  | 4  | 42 | 38 | 27 | 9  | 84 | 135 | .395 | .354 | .794    | 53.1 |
| 1987 | CHI | .263 | 82 | 315 | 53 | 83  | 36  | 7  | 4  | 4  | 27 | 40 | 18 | 8  | 76 | 110 | .349 | .322 | .646    | 38.6 |
| 1988 | PHI | .320 | 86 | 347 | 76 | 111 | 38  | 25 | 6  | 10 | 60 | 41 | 24 | 4  | 84 | 178 | .513 | .420 | 1.092   | 80.3 |
| 1989 | PHI | .264 | 88 | 341 | 64 | 90  | 33  | 17 | 5  | 4  | 46 | 34 | 22 | 3  | 87 | 129 | .378 | .351 | .776    | 49.6 |
| 1990 | PHI | .265 | 87 | 351 | 58 | 93  | 28  | 10 | 5  | 4  | 34 | 44 | 26 | 7  | 87 | 125 | .356 | .330 | .698    | 46.0 |
| 1991 | PHI | .252 | 90 | 361 | 65 | 91  | 22  | 10 | 7  | 2  | 45 | 45 | 37 | 2  | 90 | 121 | .335 | .335 | .746    | 47.3 |
| 1992 | PHI | .270 | 90 | 355 | 64 | 96  | 22  | 6  | 2  | 1  | 54 | 46 | 36 | 5  | 90 | 109 | .307 | .367 | .754    | 47.2 |
| 1993 | PHI | .259 | 90 | 340 | 82 | 88  | 19  | 8  | 3  | 4  | 62 | 61 | 54 | 3  | 89 | 114 | .335 | .373 | .902    | 53.6 |
| 1994 | NYM | .297 | 89 | 384 | 65 | 114 | 26  | 12 | 5  | 2  | 38 | 49 | 37 | 8  | 89 | 142 | .370 | .360 | .781    | 58.5 |

**DVAL HALL OF FAME HITTERS**

|      |     |      |      |      |     |      |     |     |    |    |     |     |     |    |      |      |      |      |      |       |
|------|-----|------|------|------|-----|------|-----|-----|----|----|-----|-----|-----|----|------|------|------|------|------|-------|
| 1995 | NYM | .313 | 90   | 380  | 83  | 119  | 41  | 14  | 5  | 6  | 61  | 61  | 31  | 3  | 90   | 161  | .424 | .408 | .958 | 72.7  |
| 1996 | NYM | .286 | 94   | 406  | 68  | 116  | 19  | 12  | 9  | 1  | 40  | 44  | 34  | 5  | 94   | 149  | .367 | .350 | .756 | 58.7  |
|      |     | .274 | 1137 | 4603 | 865 | 1263 | 376 | 155 | 69 | 48 | 580 | 576 | 412 | 63 | 1126 | 1700 | .369 | .356 | .791 | 685.1 |

**DAWSON, ANDRE**

| YR   | TM  | AVG  | GM  | AB   | R   | H   | RBI | DB  | TR | HR  | BB  | SO  | SB | DP | GS  | TB   | SLG  | OBA  | Tot Avg | RC    |
|------|-----|------|-----|------|-----|-----|-----|-----|----|-----|-----|-----|----|----|-----|------|------|------|---------|-------|
| 1984 | LA  | .324 | 84  | 346  | 78  | 112 | 91  | 27  | 7  | 28  | 26  | 49  | 12 | 7  | 84  | 237  | .685 | .371 | 1.141   | 90.4  |
| 1985 | LA  | .211 | 79  | 303  | 28  | 64  | 38  | 10  | 6  | 11  | 21  | 57  | 5  | 10 | 77  | 119  | .393 | .262 | .582    | 31.9  |
| 1986 | LA  | .294 | 54  | 126  | 20  | 37  | 19  | 7   | 2  | 4   | 4   | 13  | 7  | 3  | 24  | 60   | .476 | .315 | .772    | 20.1  |
| 1987 | LA  | .257 | 80  | 292  | 34  | 75  | 46  | 20  | 3  | 11  | 14  | 62  | 9  | 5  | 73  | 134  | .459 | .291 | .707    | 40.4  |
| 1988 | LA  | .274 | 88  | 376  | 63  | 103 | 84  | 11  | 0  | 32  | 23  | 58  | 5  | 9  | 88  | 210  | .559 | .316 | .844    | 67.2  |
| 1989 | LA  | .292 | 88  | 359  | 60  | 105 | 44  | 20  | 5  | 16  | 13  | 45  | 12 | 8  | 86  | 183  | .510 | .317 | .794    | 60.1  |
| 1990 | CHI | .255 | 70  | 212  | 25  | 54  | 29  | 13  | 2  | 11  | 23  | 32  | 1  | 11 | 54  | 104  | .491 | .328 | .757    | 34.3  |
| 1991 | CHI | .277 | 86  | 339  | 46  | 94  | 74  | 25  | 4  | 17  | 17  | 50  | 14 | 4  | 79  | 178  | .525 | .312 | .839    | 57.9  |
| 1992 | CHI | .247 | 82  | 324  | 34  | 80  | 49  | 5   | 4  | 21  | 7   | 47  | 4  | 4  | 78  | 156  | .481 | .263 | .673    | 41.6  |
| 1993 | CHI | .239 | 83  | 293  | 35  | 70  | 49  | 13  | 0  | 14  | 11  | 42  | 1  | 10 | 74  | 125  | .427 | .266 | .588    | 33.5  |
| 1994 | CHI | .095 | 18  | 21   | 0   | 2   | 1   | 0   | 0  | 0   | 0   | 1   | 0  | 1  | 1   | 2    | .095 | .095 | .100    | 0.2   |
| 1995 | CHI | .136 | 16  | 22   | 3   | 3   | 4   | 0   | 0  | 2   | 1   | 11  | 0  | 2  | 2   | 9    | .409 | .174 | .476    | 1.6   |
| 1996 | CHI | .350 | 10  | 20   | 0   | 7   | 3   | 2   | 0  | 0   | 1   | 4   | 0  | 0  | 4   | 9    | .450 | .381 | .769    | 3.4   |
|      |     | .266 | 838 | 3033 | 426 | 806 | 531 | 153 | 33 | 167 | 161 | 471 | 70 | 74 | 724 | 1526 | .503 | .303 | .764    | 473.7 |

**GALARRAGA, ANDRES**

| YR   | TM  | AVG  | GM   | AB   | R   | H    | RBI | DB  | TR | HR  | BB  | SO   | SB | DP | GS   | TB   | SLG  | OBA  | Tot Avg | RC    |
|------|-----|------|------|------|-----|------|-----|-----|----|-----|-----|------|----|----|------|------|------|------|---------|-------|
| 1986 | PIT | .125 | 7    | 16   | 0   | 2    | 1   | 1   | 0  | 0   | 0   | 7    | 0  | 0  | 6    | 3    | .188 | .125 | .214    | 0.4   |
| 1987 | PIT | .262 | 48   | 164  | 16  | 43   | 24  | 7   | 0  | 5   | 14  | 46   | 4  | 2  | 45   | 65   | .396 | .320 | .675    | 21.5  |
| 1988 | PIT | .288 | 85   | 340  | 57  | 98   | 66  | 28  | 1  | 8   | 28  | 74   | 6  | 3  | 81   | 152  | .447 | .342 | .759    | 53.2  |
| 1989 | PIT | .303 | 88   | 357  | 50  | 108  | 64  | 24  | 2  | 19  | 20  | 78   | 6  | 4  | 88   | 193  | .541 | .340 | .866    | 66.6  |
| 1990 | PIT | .234 | 85   | 308  | 40  | 72   | 45  | 17  | 0  | 14  | 29  | 94   | 9  | 5  | 82   | 131  | .425 | .300 | .701    | 40.7  |
| 1991 | PIT | .254 | 89   | 343  | 45  | 87   | 49  | 25  | 0  | 12  | 18  | 101  | 4  | 3  | 86   | 148  | .431 | .291 | .656    | 43.7  |
| 1992 | PIT | .000 | 0    | 0    | 0   | 0    | 0   | 0   | 0  | 0   | 0   | 0    | 0  | 0  | 0    | 0    | .000 | .000 | .000    | 0.0   |
| 1993 | PIT | .471 | 5    | 17   | 4   | 8    | 4   | 4   | 0  | 1   | 0   | 3    | 0  | 0  | 4    | 15   | .882 | .471 | 1.667   | 7.1   |
| 1994 | PIT | .370 | 79   | 292  | 63  | 108  | 67  | 20  | 2  | 20  | 13  | 51   | 1  | 10 | 67   | 192  | .658 | .397 | 1.062   | 76.4  |
| 1995 | PIT | .353 | 87   | 365  | 79  | 129  | 92  | 25  | 0  | 39  | 7   | 82   | 4  | 7  | 86   | 271  | .742 | .366 | 1.160   | 99.9  |
| 1996 | PIT | .259 | 90   | 363  | 47  | 94   | 58  | 16  | 6  | 16  | 21  | 89   | 9  | 4  | 89   | 170  | .468 | .299 | .733    | 52.4  |
| 1997 | PIT | .314 | 94   | 373  | 76  | 117  | 107 | 33  | 3  | 29  | 19  | 94   | 13 | 4  | 94   | 243  | .651 | .347 | 1.058   | 86.8  |
| 1998 | PIT | .284 | 94   | 380  | 66  | 108  | 71  | 25  | 4  | 23  | 36  | 91   | 6  | 7  | 94   | 210  | .553 | .346 | .903    | 73.8  |
| 1999 | PIT | .304 | 94   | 339  | 63  | 103  | 71  | 26  | 1  | 23  | 29  | 104  | 3  | 4  | 90   | 200  | .590 | .359 | .967    | 72.3  |
| 2000 | PIT | .000 | 0    | 0    | 0   | 0    | 0   | 0   | 0  | 0   | 0   | 0    | 0  | 0  | 0    | 0    | .000 | .000 | .000    | 0.0   |
| 2001 | PIT | .244 | 82   | 299  | 40  | 73   | 51  | 11  | 0  | 15  | 33  | 81   | 0  | 9  | 77   | 129  | .431 | .319 | .689    | 41.2  |
| 2002 | PIT | .209 | 65   | 215  | 22  | 45   | 35  | 15  | 0  | 14  | 14  | 67   | 1  | 3  | 62   | 102  | .474 | .258 | .676    | 26.4  |
| 2003 | PIT | .294 | 48   | 153  | 22  | 45   | 26  | 13  | 0  | 8   | 12  | 38   | 0  | 3  | 45   | 82   | .536 | .345 | .847    | 28.3  |
| 2004 | PIT | .347 | 61   | 167  | 32  | 58   | 24  | 12  | 1  | 9   | 9   | 31   | 1  | 6  | 41   | 99   | .593 | .381 | .948    | 37.9  |
|      |     | .289 | 1201 | 4491 | 722 | 1298 | 855 | 302 | 20 | 255 | 302 | 1131 | 67 | 74 | 1137 | 2405 | .536 | .334 | .849    | 815.1 |

**GWYNN, TONY SR**

| YR   | TM  | AVG  | GM | AB  | R  | H   | RBI | DB | TR | HR | BB | SO | SB | DP | GS | TB  | SLG  | OBA  | Tot Avg | RC    |
|------|-----|------|----|-----|----|-----|-----|----|----|----|----|----|----|----|----|-----|------|------|---------|-------|
| 1984 | CHI | .311 | 54 | 167 | 20 | 52  | 13  | 7  | 0  | 0  | 8  | 12 | 5  | 6  | 42 | 59  | .353 | .343 | .595    | 21.2  |
| 1985 | CHI | .284 | 84 | 335 | 44 | 95  | 26  | 10 | 2  | 2  | 29 | 21 | 17 | 3  | 83 | 115 | .343 | .341 | .663    | 42.4  |
| 1986 | SF  | .277 | 88 | 372 | 45 | 103 | 32  | 15 | 2  | 3  | 22 | 25 | 7  | 12 | 88 | 131 | .352 | .317 | .569    | 42.8  |
| 1987 | SF  | .274 | 88 | 358 | 40 | 98  | 53  | 18 | 3  | 9  | 29 | 23 | 27 | 10 | 88 | 149 | .416 | .328 | .759    | 53.8  |
| 1988 | SF  | .384 | 88 | 367 | 68 | 141 | 50  | 25 | 9  | 5  | 23 | 21 | 39 | 8  | 87 | 199 | .542 | .421 | 1.115   | 92.7  |
| 1989 | SF  | .274 | 82 | 332 | 47 | 91  | 30  | 15 | 5  | 4  | 20 | 41 | 24 | 2  | 79 | 128 | .386 | .315 | .708    | 44.5  |
| 1990 | SF  | .271 | 88 | 373 | 51 | 101 | 27  | 8  | 2  | 1  | 28 | 25 | 30 | 4  | 87 | 116 | .311 | .322 | .630    | 42.6  |
| 1991 | SF  | .282 | 89 | 369 | 53 | 104 | 33  | 19 | 5  | 3  | 23 | 31 | 17 | 4  | 85 | 142 | .385 | .324 | .677    | 49.0  |
| 1992 | PIT | .285 | 88 | 330 | 31 | 94  | 43  | 18 | 7  | 1  | 13 | 19 | 1  | 3  | 75 | 129 | .391 | .312 | .598    | 40.4  |
| 1993 | PIT | .278 | 81 | 309 | 37 | 86  | 40  | 14 | 1  | 4  | 26 | 20 | 0  | 5  | 78 | 114 | .369 | .334 | .614    | 38.1  |
| 1994 | PIT | .369 | 87 | 312 | 64 | 115 | 53  | 21 | 1  | 7  | 18 | 21 | 20 | 6  | 72 | 159 | .510 | .403 | .970    | 68.5  |
| 1995 | PIT | .405 | 90 | 370 | 69 | 150 | 54  | 35 | 1  | 11 | 32 | 37 | 10 | 10 | 90 | 220 | .595 | .453 | 1.139   | 102.1 |



**DVAL HALL OF FAME HITTERS**

|      |     |      |      |      |     |      |     |     |    |    |     |     |     |    |      |      |      |      |       |       |
|------|-----|------|------|------|-----|------|-----|-----|----|----|-----|-----|-----|----|------|------|------|------|-------|-------|
| 1996 | PIT | .308 | 92   | 386  | 46  | 119  | 52  | 22  | 0  | 10 | 20  | 18  | 11  | 6  | 91   | 171  | .443 | .342 | .740  | 60.6  |
| 1997 | PIT | .362 | 81   | 293  | 53  | 106  | 42  | 14  | 1  | 2  | 15  | 22  | 6   | 5  | 69   | 128  | .437 | .393 | .776  | 51.6  |
| 1998 | PIT | .392 | 94   | 401  | 77  | 157  | 58  | 36  | 1  | 11 | 24  | 28  | 8   | 1  | 92   | 228  | .569 | .426 | 1.061 | 99.0  |
| 1999 | PIT | .309 | 80   | 282  | 40  | 87   | 36  | 22  | 0  | 13 | 19  | 29  | 1   | 1  | 71   | 148  | .525 | .352 | .857  | 52.3  |
| 2000 | PIT | .395 | 56   | 152  | 26  | 60   | 16  | 16  | 0  | 3  | 9   | 10  | 5   | 5  | 46   | 85   | .559 | .429 | 1.021 | 37.6  |
| 2001 | PIT | .341 | 43   | 88   | 14  | 30   | 12  | 8   | 0  | 0  | 8   | 6   | 0   | 3  | 20   | 38   | .432 | .396 | .754  | 15.0  |
| 2002 | PIT | .306 | 36   | 85   | 7   | 26   | 10  | 7   | 1  | 1  | 6   | 10  | 0   | 1  | 16   | 38   | .447 | .352 | .733  | 13.4  |
|      |     | .319 | 1489 | 5681 | 832 | 1815 | 680 | 330 | 41 | 90 | 372 | 419 | 228 | 95 | 1359 | 2497 | .440 | .361 | .782  | 947.5 |

**LARKIN, BARRY**

| YR   | TM  | AVG  | GM   | AB   | R   | H    | RBI | DB  | TR | HR  | BB  | SO  | SB  | DP | GS   | TB   | SLG  | OBA  | Tot Avg | RC    |
|------|-----|------|------|------|-----|------|-----|-----|----|-----|-----|-----|-----|----|------|------|------|------|---------|-------|
| 1987 | NYM | .244 | 55   | 131  | 17  | 32   | 14  | 4   | 4  | 1   | 3   | 20  | 11  | 5  | 23   | 47   | .359 | .261 | .587    | 13.9  |
| 1988 | NYM | .172 | 62   | 186  | 16  | 32   | 17  | 6   | 1  | 4   | 24  | 24  | 6   | 5  | 59   | 52   | .280 | .267 | .516    | 14.7  |
| 1989 | NYM | .275 | 87   | 363  | 58  | 100  | 55  | 23  | 6  | 13  | 15  | 24  | 18  | 5  | 86   | 174  | .479 | .304 | .772    | 55.9  |
| 1990 | NYM | .315 | 73   | 219  | 33  | 69   | 29  | 16  | 2  | 2   | 19  | 22  | 4   | 3  | 47   | 95   | .434 | .370 | .771    | 35.9  |
| 1991 | NYM | .288 | 90   | 382  | 76  | 110  | 36  | 16  | 4  | 5   | 43  | 38  | 30  | 5  | 90   | 149  | .390 | .360 | .801    | 59.6  |
| 1992 | NYM | .249 | 86   | 297  | 47  | 74   | 48  | 13  | 2  | 11  | 39  | 40  | 18  | 9  | 71   | 124  | .418 | .336 | .780    | 45.0  |
| 1993 | NYM | .235 | 83   | 324  | 33  | 76   | 63  | 16  | 2  | 9   | 27  | 29  | 4   | 8  | 82   | 123  | .380 | .293 | .602    | 36.7  |
| 1994 | NYM | .301 | 80   | 239  | 39  | 72   | 52  | 10  | 0  | 4   | 34  | 23  | 10  | 6  | 59   | 94   | .393 | .388 | .798    | 38.6  |
| 1995 | NYM | .287 | 87   | 327  | 67  | 94   | 43  | 23  | 5  | 4   | 62  | 52  | 20  | 5  | 87   | 139  | .425 | .401 | .929    | 60.2  |
| 1996 | NYM | .296 | 92   | 371  | 62  | 110  | 70  | 27  | 4  | 9   | 43  | 48  | 26  | 7  | 91   | 172  | .464 | .370 | .899    | 68.9  |
| 1997 | NYM | .247 | 93   | 340  | 77  | 84   | 64  | 16  | 6  | 17  | 57  | 32  | 20  | 13 | 89   | 163  | .479 | .355 | .892    | 61.8  |
| 1998 | NYM | .367 | 69   | 166  | 32  | 61   | 33  | 16  | 2  | 5   | 37  | 16  | 8   | 3  | 39   | 96   | .578 | .483 | 1.306   | 48.5  |
| 1999 | CIN | .291 | 94   | 374  | 76  | 109  | 28  | 28  | 3  | 9   | 62  | 66  | 13  | 3  | 89   | 170  | .455 | .392 | .914    | 69.5  |
| 2000 | CIN | .301 | 94   | 412  | 75  | 124  | 46  | 24  | 3  | 11  | 52  | 59  | 27  | 4  | 94   | 187  | .454 | .379 | .911    | 76.6  |
| 2001 | CIN | .306 | 75   | 271  | 66  | 83   | 28  | 24  | 7  | 5   | 39  | 43  | 18  | 1  | 64   | 136  | .502 | .394 | 1.021   | 57.4  |
| 2002 | CIN | .225 | 72   | 138  | 21  | 31   | 13  | 15  | 0  | 2   | 18  | 41  | 2   | 1  | 27   | 52   | .377 | .314 | .667    | 16.7  |
| 2003 | CIN | .212 | 78   | 302  | 34  | 64   | 22  | 16  | 3  | 6   | 14  | 46  | 6   | 8  | 77   | 104  | .344 | .247 | .504    | 26.5  |
| 2004 | CIN | .262 | 55   | 145  | 18  | 38   | 9   | 9   | 0  | 0   | 12  | 20  | 2   | 5  | 37   | 47   | .324 | .318 | .545    | 15.3  |
| 2005 | NYM | .227 | 65   | 225  | 23  | 51   | 25  | 10  | 3  | 3   | 13  | 25  | 1   | 3  | 53   | 76   | .338 | .269 | .508    | 20.6  |
|      |     | .271 | 1490 | 5212 | 870 | 1414 | 695 | 312 | 57 | 120 | 613 | 668 | 244 | 99 | 1264 | 2200 | .422 | .348 | .784    | 812.3 |

**PIAZZA, MIKE**

| YR   | TM  | AVG  | GM   | AB   | R   | H    | RBI | DB  | TR | HR  | BB  | SO  | SB | DP  | GS   | TB   | SLG  | OBA  | Tot Avg | RC    |
|------|-----|------|------|------|-----|------|-----|-----|----|-----|-----|-----|----|-----|------|------|------|------|---------|-------|
| 1994 | ATL | .248 | 86   | 327  | 45  | 81   | 58  | 14  | 2  | 19  | 28  | 60  | 0  | 6   | 84   | 156  | .477 | .307 | .730    | 47.9  |
| 1995 | ATL | .311 | 89   | 357  | 61  | 111  | 80  | 15  | 0  | 25  | 17  | 53  | 0  | 12  | 86   | 201  | .563 | .342 | .845    | 68.8  |
| 1996 | ATL | .297 | 92   | 340  | 50  | 101  | 67  | 10  | 0  | 29  | 27  | 59  | 0  | 9   | 78   | 198  | .582 | .349 | .907    | 69.1  |
| 1997 | ATL | .291 | 92   | 344  | 53  | 100  | 67  | 12  | 0  | 20  | 46  | 57  | 0  | 11  | 91   | 172  | .500 | .374 | .855    | 64.4  |
| 1998 | ATL | .320 | 93   | 363  | 67  | 116  | 88  | 29  | 0  | 27  | 47  | 53  | 2  | 8   | 91   | 226  | .623 | .398 | 1.078   | 90.3  |
| 1999 | ATL | .336 | 92   | 348  | 78  | 117  | 91  | 18  | 3  | 27  | 46  | 55  | 0  | 9   | 90   | 222  | .638 | .414 | 1.117   | 91.8  |
| 2000 | ATL | .290 | 88   | 334  | 59  | 97   | 75  | 13  | 0  | 28  | 25  | 30  | 0  | 9   | 84   | 194  | .581 | .340 | .890    | 65.9  |
| 2001 | ATL | .285 | 89   | 316  | 58  | 90   | 63  | 12  | 0  | 31  | 20  | 49  | 1  | 12  | 78   | 195  | .617 | .327 | .908    | 64.0  |
| 2002 | ATL | .266 | 91   | 334  | 57  | 89   | 68  | 17  | 1  | 24  | 33  | 53  | 0  | 12  | 83   | 180  | .539 | .332 | .829    | 59.8  |
| 2003 | ATL | .219 | 86   | 292  | 30  | 64   | 43  | 13  | 1  | 16  | 26  | 58  | 0  | 12  | 75   | 127  | .435 | .283 | .638    | 35.9  |
| 2004 | ATL | .236 | 78   | 174  | 24  | 41   | 20  | 12  | 0  | 8   | 20  | 31  | 0  | 7   | 38   | 77   | .443 | .314 | .693    | 24.2  |
| 2005 | CHI | .223 | 77   | 269  | 31  | 60   | 35  | 11  | 1  | 8   | 31  | 45  | 0  | 6   | 71   | 97   | .361 | .303 | .595    | 29.4  |
| 2006 | ATL | .181 | 76   | 177  | 15  | 32   | 16  | 8   | 0  | 8   | 23  | 33  | 0  | 4   | 61   | 64   | .362 | .275 | .584    | 17.6  |
| 2007 | ATL | .262 | 60   | 202  | 26  | 53   | 36  | 13  | 0  | 12  | 15  | 27  | 0  | 7   | 55   | 102  | .505 | .313 | .750    | 32.0  |
|      |     | .276 | 1189 | 4177 | 654 | 1152 | 807 | 197 | 8  | 282 | 404 | 663 | 3  | 124 | 1065 | 2211 | .529 | .340 | .831    | 751.6 |

**RAINES, TIM**

| YR   | TM  | AVG  | GM | AB  | R  | H   | RBI | DB | TR | HR | BB | SO | SB | DP | GS | TB  | SLG  | OBA  | Tot Avg | RC   |
|------|-----|------|----|-----|----|-----|-----|----|----|----|----|----|----|----|----|-----|------|------|---------|------|
| 1984 | CIN | .263 | 83 | 323 | 57 | 85  | 32  | 15 | 3  | 5  | 54 | 49 | 52 | 7  | 83 | 121 | .375 | .369 | .927    | 55.2 |
| 1985 | CIN | .291 | 84 | 347 | 70 | 101 | 36  | 21 | 10 | 4  | 47 | 43 | 52 | 4  | 84 | 154 | .444 | .376 | 1.012   | 68.6 |
| 1986 | CIN | .290 | 84 | 334 | 63 | 97  | 36  | 19 | 7  | 3  | 58 | 39 | 54 | 7  | 84 | 139 | .416 | .395 | 1.029   | 66.7 |
| 1987 | CIN | .296 | 88 | 372 | 76 | 110 | 40  | 23 | 5  | 9  | 45 | 45 | 53 | 4  | 88 | 170 | .457 | .372 | 1.008   | 74.0 |
| 1988 | CIN | .335 | 86 | 361 | 91 | 121 | 52  | 25 | 5  | 15 | 57 | 36 | 48 | 6  | 85 | 201 | .557 | .426 | 1.244   | 96.8 |
| 1989 | CIN | .246 | 69 | 211 | 30 | 52  | 25  | 10 | 4  | 2  | 25 | 17 | 11 | 6  | 55 | 76  | .360 | .326 | .679    | 26.8 |

### DVAL HALL OF FAME HITTERS

|      |     |      |      |      |     |      |     |     |    |    |     |     |     |    |      |      |      |      |       |       |
|------|-----|------|------|------|-----|------|-----|-----|----|----|-----|-----|-----|----|------|------|------|------|-------|-------|
| 1990 | CIN | .246 | 85   | 337  | 73  | 83   | 33  | 22  | 1  | 7  | 65  | 44  | 42  | 3  | 84   | 128  | .380 | .368 | .914  | 55.6  |
| 1991 | CIN | .273 | 85   | 300  | 51  | 82   | 40  | 3   | 4  | 7  | 38  | 32  | 40  | 3  | 71   | 114  | .380 | .355 | .869  | 48.3  |
| 1992 | CIN | .307 | 90   | 374  | 59  | 115  | 31  | 20  | 1  | 3  | 29  | 42  | 38  | 3  | 90   | 146  | .390 | .357 | .813  | 59.6  |
| 1993 | CIN | .253 | 89   | 371  | 61  | 94   | 30  | 17  | 3  | 6  | 36  | 43  | 31  | 4  | 87   | 135  | .364 | .319 | .719  | 48.6  |
| 1994 | CIN | .237 | 80   | 283  | 41  | 67   | 32  | 10  | 0  | 13 | 43  | 43  | 10  | 8  | 66   | 116  | .410 | .337 | .754  | 41.0  |
| 1995 | CIN | .208 | 71   | 149  | 24  | 31   | 11  | 7   | 0  | 2  | 28  | 22  | 5   | 4  | 33   | 44   | .295 | .333 | .631  | 15.6  |
| 1996 | CIN | .277 | 61   | 101  | 11  | 28   | 15  | 2   | 5  | 1  | 8   | 11  | 5   | 2  | 19   | 43   | .426 | .330 | .747  | 15.1  |
| 1997 | CIN | .285 | 71   | 151  | 39  | 43   | 29  | 7   | 0  | 13 | 35  | 20  | 8   | 5  | 34   | 89   | .589 | .419 | 1.168 | 39.2  |
| 1998 | CIN | .263 | 86   | 205  | 18  | 54   | 22  | 18  | 0  | 3  | 20  | 35  | 2   | 1  | 45   | 81   | .395 | .329 | .678  | 27.0  |
| 1999 | CIN | .311 | 50   | 90   | 12  | 28   | 14  | 3   | 1  | 1  | 10  | 10  | 3   | 0  | 16   | 36   | .400 | .380 | .790  | 14.3  |
|      |     | .276 | 1262 | 4309 | 776 | 1191 | 478 | 222 | 49 | 94 | 598 | 531 | 454 | 67 | 1024 | 1793 | .416 | .365 | .893  | 744.7 |

### SANDBERG,RYNE

| YR   | TM  | AVG  | GM   | AB   | R   | H    | RBI | DB  | TR | HR  | BB  | SO  | SB  | DP | GS   | TB   | SLG  | OBA  | Tot Avg | RC    |
|------|-----|------|------|------|-----|------|-----|-----|----|-----|-----|-----|-----|----|------|------|------|------|---------|-------|
| 1984 | CHI | .218 | 71   | 229  | 31  | 50   | 29  | 7   | 3  | 6   | 25  | 31  | 16  | 5  | 65   | 81   | .354 | .295 | .663    | 26.5  |
| 1985 | CHI | .260 | 84   | 327  | 48  | 85   | 62  | 18  | 13 | 10  | 35  | 53  | 17  | 9  | 84   | 159  | .486 | .331 | .841    | 55.8  |
| 1986 | CHI | .298 | 87   | 369  | 62  | 110  | 70  | 19  | 6  | 13  | 20  | 56  | 32  | 5  | 87   | 180  | .488 | .334 | .879    | 66.0  |
| 1987 | CHI | .326 | 87   | 359  | 55  | 117  | 42  | 22  | 4  | 5   | 30  | 34  | 29  | 4  | 87   | 162  | .451 | .378 | .898    | 67.2  |
| 1988 | CHI | .272 | 84   | 320  | 45  | 87   | 59  | 22  | 1  | 12  | 40  | 61  | 10  | 9  | 80   | 147  | .459 | .353 | .814    | 53.8  |
| 1989 | CHI | .244 | 87   | 349  | 50  | 85   | 41  | 12  | 5  | 11  | 23  | 54  | 22  | 6  | 87   | 140  | .401 | .290 | .685    | 44.2  |
| 1990 | CHI | .314 | 88   | 366  | 55  | 115  | 44  | 17  | 1  | 16  | 28  | 55  | 10  | 6  | 88   | 182  | .497 | .363 | .856    | 68.1  |
| 1991 | CHI | .320 | 90   | 388  | 69  | 124  | 70  | 19  | 2  | 21  | 19  | 56  | 17  | 6  | 90   | 210  | .541 | .351 | .911    | 77.1  |
| 1992 | CHI | .267 | 90   | 344  | 52  | 92   | 45  | 23  | 1  | 14  | 49  | 62  | 20  | 4  | 90   | 159  | .462 | .359 | .891    | 61.0  |
| 1993 | CHI | .303 | 90   | 366  | 60  | 111  | 40  | 25  | 6  | 13  | 33  | 56  | 8   | 9  | 90   | 187  | .511 | .361 | .864    | 69.1  |
| 1994 | CHI | .298 | 83   | 289  | 36  | 86   | 34  | 13  | 0  | 4   | 28  | 43  | 6   | 6  | 68   | 111  | .384 | .360 | .694    | 41.1  |
| 1995 | CHI | .248 | 55   | 137  | 16  | 34   | 19  | 8   | 3  | 3   | 9   | 27  | 0   | 4  | 34   | 57   | .416 | .295 | .617    | 16.8  |
| 1996 | CHI | .000 | 0    | 0    | 0   | 0    | 0   | 0   | 0  | 0   | 0   | 0   | 0   | 0  | 0    | 0    | .000 | .000 | .000    | 0.0   |
| 1997 | CHI | .206 | 61   | 223  | 24  | 46   | 30  | 13  | 1  | 10  | 12  | 54  | 5   | 5  | 60   | 91   | .408 | .247 | .593    | 23.1  |
| 1998 | CHI | .216 | 69   | 241  | 23  | 52   | 26  | 9   | 0  | 7   | 15  | 68  | 2   | 0  | 69   | 82   | .340 | .262 | .524    | 21.7  |
|      |     | .277 | 1126 | 4307 | 626 | 1194 | 611 | 227 | 46 | 145 | 366 | 710 | 194 | 78 | 1079 | 1948 | .452 | .334 | .786    | 685.9 |

### SCHMIDT,MIKE

| YR   | TM  | AVG  | GM  | AB   | R   | H   | RBI | DB  | TR | HR  | BB  | SO  | SB | DP | GS  | TB  | SLG  | OBA  | Tot Avg | RC    |
|------|-----|------|-----|------|-----|-----|-----|-----|----|-----|-----|-----|----|----|-----|-----|------|------|---------|-------|
| 1984 | PHI | .215 | 83  | 302  | 58  | 65  | 34  | 16  | 0  | 15  | 63  | 80  | 4  | 5  | 83  | 126 | .417 | .351 | .798    | 45.0  |
| 1985 | CIN | .255 | 84  | 302  | 62  | 77  | 69  | 18  | 7  | 24  | 53  | 63  | 3  | 7  | 84  | 181 | .599 | .366 | 1.022   | 66.9  |
| 1986 | CIN | .295 | 88  | 329  | 67  | 97  | 78  | 24  | 2  | 27  | 53  | 64  | 0  | 12 | 87  | 206 | .626 | .393 | 1.061   | 80.9  |
| 1987 | CIN | .316 | 88  | 323  | 72  | 102 | 87  | 18  | 0  | 34  | 55  | 55  | 0  | 4  | 88  | 222 | .687 | .415 | 1.231   | 92.2  |
| 1988 | CIN | .304 | 85  | 322  | 69  | 98  | 82  | 19  | 2  | 24  | 45  | 59  | 0  | 4  | 81  | 193 | .599 | .390 | 1.044   | 75.2  |
| 1989 | CIN | .195 | 57  | 169  | 16  | 33  | 23  | 10  | 0  | 5   | 16  | 24  | 0  | 5  | 44  | 58  | .343 | .265 | .525    | 15.4  |
|      |     | .270 | 485 | 1747 | 344 | 472 | 373 | 105 | 11 | 129 | 285 | 345 | 7  | 37 | 467 | 986 | .564 | .373 | .974    | 368.8 |

### SMITH,OZZIE

| YR   | TM  | AVG  | GM   | AB   | R   | H    | RBI | DB  | TR | HR | BB  | SO  | SB  | DP | GS   | TB   | SLG  | OBA  | Tot Avg | RC    |
|------|-----|------|------|------|-----|------|-----|-----|----|----|-----|-----|-----|----|------|------|------|------|---------|-------|
| 1984 | STL | .208 | 84   | 293  | 42  | 61   | 20  | 10  | 3  | 0  | 45  | 45  | 26  | 9  | 84   | 77   | .263 | .314 | .614    | 28.6  |
| 1985 | STL | .210 | 79   | 224  | 31  | 47   | 16  | 11  | 6  | 1  | 26  | 26  | 15  | 6  | 62   | 73   | .326 | .292 | .623    | 23.7  |
| 1986 | STL | .265 | 87   | 344  | 59  | 91   | 35  | 8   | 4  | 4  | 43  | 31  | 32  | 5  | 86   | 119  | .346 | .346 | .752    | 47.3  |
| 1987 | STL | .285 | 82   | 337  | 59  | 96   | 21  | 15  | 6  | 0  | 39  | 37  | 23  | 5  | 82   | 123  | .365 | .359 | .752    | 48.7  |
| 1988 | STL | .309 | 88   | 359  | 71  | 111  | 35  | 26  | 2  | 0  | 52  | 36  | 23  | 8  | 88   | 141  | .393 | .397 | .844    | 60.9  |
| 1989 | CIN | .278 | 88   | 342  | 53  | 95   | 22  | 13  | 0  | 0  | 38  | 24  | 37  | 10 | 88   | 108  | .316 | .350 | .712    | 44.9  |
| 1990 | CIN | .277 | 85   | 329  | 46  | 91   | 35  | 15  | 4  | 2  | 32  | 30  | 31  | 6  | 85   | 120  | .365 | .341 | .750    | 46.7  |
| 1991 | CIN | .261 | 82   | 249  | 32  | 65   | 34  | 14  | 1  | 1  | 35  | 20  | 24  | 2  | 78   | 84   | .337 | .352 | .769    | 34.2  |
| 1992 | CIN | .237 | 89   | 367  | 43  | 87   | 27  | 11  | 0  | 0  | 41  | 36  | 27  | 3  | 87   | 98   | .267 | .314 | .587    | 35.4  |
| 1993 | CIN | .289 | 87   | 343  | 60  | 99   | 38  | 18  | 3  | 0  | 22  | 30  | 33  | 4  | 79   | 123  | .359 | .332 | .718    | 46.8  |
| 1994 | CIN | .265 | 86   | 298  | 37  | 79   | 21  | 8   | 4  | 1  | 27  | 19  | 14  | 3  | 81   | 98   | .329 | .326 | .626    | 34.5  |
| 1995 | STL | .258 | 86   | 295  | 35  | 76   | 23  | 14  | 2  | 1  | 23  | 31  | 2   | 7  | 82   | 97   | .329 | .311 | .540    | 30.5  |
| 1996 | STL | .128 | 29   | 47   | 2   | 6    | 2   | 1   | 0  | 0  | 5   | 4   | 1   | 6  | 14   | 7    | .149 | .212 | .277    | 1.6   |
| 1997 | STL | .270 | 59   | 141  | 15  | 38   | 21  | 6   | 1  | 3  | 15  | 13  | 4   | 3  | 37   | 55   | .390 | .340 | .698    | 19.4  |
|      |     | .263 | 1111 | 3968 | 585 | 1042 | 350 | 170 | 36 | 13 | 443 | 382 | 292 | 77 | 1033 | 1323 | .333 | .337 | .685    | 499.5 |

**DVAL HALL OF FAME HITTERS**

***WALKER,LARRY***

| YR   | TM  | AVG  | GM   | AB   | R   | H    | RBI | DB  | TR | HR  | BB  | SO  | SB  | DP | GS   | TB   | SLG  | OBA  | Tot Avg | RC    |
|------|-----|------|------|------|-----|------|-----|-----|----|-----|-----|-----|-----|----|------|------|------|------|---------|-------|
| 1991 | MIL | .258 | 72   | 240  | 44  | 62   | 36  | 12  | 0  | 17  | 27  | 78  | 16  | 4  | 64   | 125  | .521 | .333 | .923    | 44.6  |
| 1992 | MIL | .278 | 79   | 266  | 33  | 74   | 29  | 17  | 1  | 8   | 16  | 61  | 10  | 6  | 68   | 117  | .440 | .319 | .722    | 39.1  |
| 1993 | MIL | .258 | 86   | 314  | 37  | 81   | 41  | 18  | 4  | 12  | 14  | 74  | 13  | 10 | 77   | 143  | .455 | .290 | .700    | 43.5  |
| 1994 | MIL | .262 | 87   | 305  | 46  | 80   | 49  | 13  | 1  | 14  | 42  | 49  | 15  | 3  | 78   | 137  | .449 | .352 | .851    | 51.1  |
| 1995 | MIL | .290 | 89   | 345  | 70  | 100  | 74  | 39  | 0  | 21  | 42  | 72  | 10  | 6  | 87   | 202  | .586 | .367 | 1.012   | 76.1  |
| 1996 | MIL | .318 | 92   | 355  | 85  | 113  | 104 | 21  | 3  | 34  | 28  | 50  | 8   | 7  | 89   | 242  | .682 | .368 | 1.116   | 90.7  |
| 1997 | MIL | .191 | 76   | 194  | 24  | 37   | 30  | 11  | 2  | 8   | 8   | 35  | 10  | 6  | 42   | 76   | .392 | .223 | .577    | 18.2  |
| 1998 | MIL | .350 | 94   | 369  | 81  | 129  | 80  | 30  | 6  | 28  | 45  | 70  | 17  | 5  | 94   | 255  | .691 | .420 | 1.294   | 111.1 |
| 1999 | MIL | .284 | 89   | 299  | 52  | 85   | 55  | 29  | 3  | 9   | 36  | 43  | 10  | 8  | 75   | 147  | .492 | .361 | .869    | 55.1  |
| 2000 | MIL | .350 | 86   | 306  | 64  | 107  | 71  | 18  | 2  | 20  | 30  | 44  | 11  | 10 | 72   | 189  | .618 | .408 | 1.100   | 79.5  |
| 2001 | MIL | .261 | 82   | 199  | 26  | 52   | 32  | 15  | 6  | 3   | 20  | 28  | 6   | 5  | 50   | 88   | .442 | .329 | .750    | 30.0  |
| 2002 | MIL | .298 | 93   | 329  | 72  | 98   | 63  | 20  | 2  | 22  | 47  | 70  | 11  | 4  | 83   | 188  | .571 | .386 | 1.047   | 74.8  |
| 2003 | MIL | .324 | 89   | 296  | 58  | 96   | 71  | 26  | 2  | 16  | 29  | 44  | 10  | 4  | 76   | 174  | .588 | .385 | 1.044   | 69.0  |
| 2004 | MIL | .268 | 79   | 228  | 44  | 61   | 41  | 10  | 2  | 10  | 42  | 49  | 4   | 5  | 64   | 105  | .461 | .381 | .878    | 40.9  |
| 2005 | MIL | .269 | 63   | 175  | 33  | 47   | 36  | 13  | 3  | 10  | 20  | 33  | 4   | 4  | 43   | 96   | .549 | .344 | .909    | 33.7  |
| 2006 | STL | .259 | 87   | 232  | 31  | 60   | 44  | 17  | 1  | 15  | 29  | 45  | 0   | 6  | 50   | 124  | .534 | .341 | .860    | 42.3  |
|      |     | .288 | 1343 | 4452 | 800 | 1282 | 856 | 309 | 38 | 247 | 475 | 845 | 155 | 93 | 1112 | 2408 | .541 | .357 | .931    | 889.1 |

**DVAL HALL OF FAME PITCHERS**

***CONE, DAVID***

| YR   | TM  | ERA  | GM  | W   | L  | PCT  | IP     | H    | R   | ER  | BB  | SO   | GS  | CG | SHO | SV | BBA  | SOA  | MOB   | OPP  |
|------|-----|------|-----|-----|----|------|--------|------|-----|-----|-----|------|-----|----|-----|----|------|------|-------|------|
| 1988 | CIN | 5.14 | 15  | 0   | 0  | .000 | 28.0   | 39   | 18  | 16  | 15  | 21   | 1   | 0  | 0   | 0  | 4.82 | 6.75 | 17.36 | .321 |
| 1989 | CIN | 2.64 | 14  | 6   | 4  | .600 | 109.0  | 69   | 35  | 32  | 20  | 105  | 14  | 7  | 1   | 0  | 1.65 | 8.67 | 7.35  | .177 |
| 1990 | CIN | 3.86 | 6   | 4   | 2  | .667 | 46.2   | 35   | 20  | 20  | 18  | 38   | 6   | 4  | 0   | 0  | 3.47 | 7.33 | 10.22 | .203 |
| 1991 | CIN | 3.04 | 15  | 9   | 3  | .750 | 118.1  | 88   | 43  | 40  | 34  | 126  | 15  | 5  | 1   | 0  | 2.59 | 9.58 | 9.28  | .201 |
| 1992 | CIN | 2.26 | 18  | 9   | 5  | .643 | 135.2  | 88   | 35  | 34  | 41  | 129  | 18  | 9  | 5   | 0  | 2.72 | 8.56 | 8.56  | .180 |
| 1993 | CIN | 2.05 | 18  | 10  | 5  | .667 | 140.1  | 80   | 35  | 32  | 51  | 112  | 18  | 8  | 4   | 0  | 3.27 | 7.18 | 8.40  | .162 |
| 1994 | CIN | 3.30 | 18  | 9   | 2  | .818 | 128.0  | 93   | 51  | 47  | 42  | 86   | 18  | 5  | 2   | 0  | 2.95 | 6.05 | 9.49  | .198 |
| 1995 | CIN | 2.42 | 17  | 13  | 3  | .813 | 130.1  | 83   | 48  | 35  | 34  | 109  | 17  | 7  | 1   | 0  | 2.35 | 7.53 | 8.08  | .178 |
| 1996 | CIN | 3.30 | 20  | 8   | 7  | .533 | 144.2  | 120  | 60  | 53  | 56  | 140  | 20  | 3  | 0   | 0  | 3.48 | 8.71 | 10.95 | .219 |
| 1997 | CIN | 4.24 | 6   | 3   | 1  | .750 | 40.1   | 35   | 19  | 19  | 20  | 35   | 6   | 1  | 0   | 0  | 4.46 | 7.81 | 12.27 | .227 |
| 1998 | CIN | 2.90 | 17  | 12  | 4  | .750 | 124.1  | 81   | 47  | 40  | 57  | 134  | 17  | 4  | 2   | 0  | 4.13 | 9.70 | 9.99  | .181 |
| 1999 | CIN | 3.99 | 18  | 10  | 4  | .714 | 130.2  | 103  | 61  | 58  | 56  | 121  | 18  | 8  | 1   | 0  | 3.86 | 8.33 | 10.95 | .211 |
| 2000 | CIN | 3.50 | 18  | 14  | 4  | .778 | 146.2  | 101  | 62  | 57  | 74  | 123  | 18  | 11 | 1   | 0  | 4.54 | 7.55 | 10.74 | .189 |
| 2001 | CIN | 0.00 | 0   | 0   | 0  | .000 | 0.0    | 0    | 0   | 0   | 0   | 0    | 0   | 0  | 0   | 0  | 0.00 | 0.00 | 0.00  | .000 |
| 2002 | PHI | 6.56 | 15  | 2   | 8  | .200 | 72.2   | 96   | 53  | 53  | 32  | 64   | 15  | 0  | 0   | 0  | 3.96 | 7.93 | 15.85 | .309 |
|      |     | 3.23 | 215 | 109 | 52 | .677 | 1495.2 | 1111 | 587 | 536 | 550 | 1343 | 201 | 72 | 18  | 0  | 3.31 | 8.08 | 9.99  | .201 |

***GLAVINE, TOM***

| YR   | TM  | ERA  | GM  | W   | L   | PCT  | IP     | H    | R    | ER   | BB  | SO   | GS  | CG  | SHO | SV | BBA  | SOA  | MOB   | OPP  |
|------|-----|------|-----|-----|-----|------|--------|------|------|------|-----|------|-----|-----|-----|----|------|------|-------|------|
| 1988 | PIT | 0.00 | 0   | 0   | 0   | .000 | 0.0    | 0    | 0    | 0    | 0   | 0    | 0   | 0   | 0   | 0  | 0.00 | 0.00 | 0.00  | .000 |
| 1989 | PIT | 4.88 | 6   | 1   | 3   | .250 | 31.1   | 37   | 19   | 17   | 11  | 17   | 6   | 2   | 0   | 0  | 3.16 | 4.88 | 13.79 | .286 |
| 1990 | PIT | 3.55 | 13  | 5   | 6   | .455 | 91.1   | 88   | 38   | 36   | 31  | 52   | 13  | 3   | 1   | 0  | 3.05 | 5.12 | 11.73 | .246 |
| 1991 | PIT | 5.25 | 18  | 3   | 9   | .250 | 109.2  | 126  | 73   | 64   | 38  | 70   | 18  | 2   | 1   | 0  | 3.12 | 5.74 | 13.46 | .280 |
| 1992 | PIT | 2.56 | 18  | 9   | 2   | .818 | 147.2  | 101  | 44   | 42   | 31  | 97   | 18  | 5   | 3   | 0  | 1.89 | 5.91 | 8.05  | .188 |
| 1993 | PIT | 3.70 | 18  | 5   | 7   | .417 | 129.0  | 104  | 56   | 53   | 53  | 94   | 18  | 3   | 0   | 0  | 3.70 | 6.56 | 10.95 | .215 |
| 1994 | PIT | 3.18 | 19  | 13  | 3   | .813 | 141.2  | 106  | 52   | 50   | 45  | 75   | 19  | 7   | 3   | 0  | 2.86 | 4.76 | 9.59  | .202 |
| 1995 | PIT | 3.83 | 19  | 8   | 8   | .500 | 145.2  | 134  | 71   | 62   | 53  | 108  | 19  | 10  | 1   | 0  | 3.27 | 6.67 | 11.55 | .238 |
| 1996 | PIT | 3.26 | 19  | 9   | 6   | .600 | 149.0  | 110  | 62   | 54   | 56  | 87   | 19  | 8   | 2   | 0  | 3.38 | 5.26 | 10.03 | .200 |
| 1997 | PIT | 3.46 | 21  | 8   | 9   | .471 | 174.1  | 148  | 68   | 67   | 55  | 123  | 21  | 13  | 3   | 0  | 2.84 | 6.35 | 10.48 | .223 |
| 1998 | PIT | 3.48 | 19  | 13  | 4   | .765 | 157.2  | 112  | 64   | 61   | 56  | 122  | 19  | 9   | 2   | 0  | 3.20 | 6.96 | 9.59  | .194 |
| 1999 | PIT | 2.98 | 19  | 14  | 5   | .737 | 166.0  | 121  | 59   | 55   | 54  | 153  | 19  | 17  | 1   | 0  | 2.93 | 8.30 | 9.49  | .198 |
| 2000 | PIT | 4.52 | 20  | 8   | 9   | .471 | 149.1  | 152  | 82   | 75   | 39  | 99   | 20  | 6   | 1   | 0  | 2.35 | 5.97 | 11.51 | .257 |
| 2001 | PIT | 6.34 | 17  | 5   | 11  | .313 | 130.2  | 124  | 93   | 92   | 73  | 96   | 17  | 11  | 0   | 0  | 5.03 | 6.61 | 13.57 | .243 |
| 2002 | PIT | 3.35 | 20  | 10  | 6   | .625 | 150.1  | 116  | 56   | 56   | 53  | 89   | 20  | 6   | 2   | 0  | 3.17 | 5.33 | 10.12 | .207 |
| 2003 | PIT | 3.80 | 21  | 4   | 14  | .222 | 168.1  | 130  | 79   | 71   | 71  | 106  | 21  | 9   | 1   | 0  | 3.80 | 5.67 | 10.75 | .207 |
| 2004 | PIT | 8.89 | 15  | 3   | 11  | .214 | 81.0   | 121  | 81   | 80   | 40  | 51   | 15  | 2   | 1   | 0  | 4.44 | 5.67 | 17.89 | .336 |
| 2005 | PIT | 5.79 | 19  | 8   | 8   | .500 | 129.0  | 128  | 85   | 83   | 51  | 75   | 19  | 5   | 0   | 0  | 3.56 | 5.23 | 12.49 | .252 |
| 2006 | PIT | 3.40 | 19  | 10  | 7   | .588 | 150.2  | 126  | 61   | 57   | 45  | 86   | 19  | 7   | 1   | 0  | 2.69 | 5.14 | 10.21 | .221 |
| 2007 | PIT | 3.74 | 20  | 8   | 7   | .533 | 142.0  | 126  | 64   | 59   | 56  | 93   | 19  | 2   | 0   | 0  | 3.55 | 5.89 | 11.54 | .231 |
| 2008 | PIT | 5.53 | 21  | 11  | 7   | .611 | 140.0  | 152  | 89   | 86   | 51  | 93   | 21  | 4   | 2   | 0  | 3.28 | 5.98 | 13.05 | .269 |
| 2009 | PIT | 3.80 | 6   | 1   | 1   | .500 | 21.1   | 23   | 13   | 9    | 10  | 11   | 3   | 0   | 0   | 0  | 4.22 | 4.64 | 13.92 | .268 |
|      |     | 4.09 | 367 | 156 | 143 | .522 | 2706.0 | 2385 | 1309 | 1229 | 972 | 1797 | 363 | 131 | 25  | 0  | 3.23 | 5.98 | 11.17 | .230 |

***HERSHISER, OREL***

| YR   | TM  | ERA  | GM | W  | L | PCT  | IP    | H   | R  | ER | BB | SO  | GS | CG | SHO | SV | BBA  | SOA  | MOB   | OPP  |
|------|-----|------|----|----|---|------|-------|-----|----|----|----|-----|----|----|-----|----|------|------|-------|------|
| 1985 | PIT | 2.48 | 14 | 6  | 2 | .750 | 87.0  | 65  | 26 | 24 | 33 | 73  | 10 | 3  | 2   | 0  | 3.41 | 7.55 | 10.14 | .202 |
| 1986 | PIT | 2.08 | 17 | 11 | 4 | .733 | 142.2 | 80  | 39 | 33 | 38 | 118 | 17 | 14 | 1   | 0  | 2.40 | 7.44 | 7.44  | .160 |
| 1987 | PIT | 2.51 | 18 | 12 | 3 | .800 | 147.0 | 115 | 41 | 41 | 40 | 114 | 18 | 10 | 2   | 0  | 2.45 | 6.98 | 9.49  | .210 |
| 1988 | PIT | 2.90 | 18 | 12 | 2 | .857 | 143.0 | 110 | 46 | 46 | 39 | 102 | 18 | 13 | 1   | 0  | 2.45 | 6.42 | 9.38  | .207 |

BBA=BB per 9 IP    SOA=SO per 9 IP    MOB=Men on base per 9 IP    OPP=Opponents Batting Average (approx)



**DVAL HALL OF FAME PITCHERS**

|      |     |      |     |     |    |      |        |      |     |     |     |      |     |    |    |   |      |      |       |      |
|------|-----|------|-----|-----|----|------|--------|------|-----|-----|-----|------|-----|----|----|---|------|------|-------|------|
| 1989 | PIT | 3.33 | 17  | 8   | 7  | .533 | 138.0  | 90   | 54  | 51  | 35  | 116  | 17  | 10 | 0  | 0 | 2.28 | 7.57 | 8.15  | .181 |
| 1990 | PIT | 2.74 | 17  | 9   | 5  | .643 | 141.0  | 96   | 49  | 43  | 49  | 112  | 17  | 10 | 3  | 0 | 3.13 | 7.15 | 9.26  | .188 |
| 1991 | PIT | 0.00 | 0   | 0   | 0  | .000 | 0.0    | 0    | 0   | 0   | 0   | 0    | 0   | 0  | 0  | 0 | 0.00 | 0.00 | 0.00  | .000 |
| 1992 | PIT | 3.98 | 12  | 2   | 9  | .182 | 83.2   | 88   | 41  | 37  | 22  | 67   | 12  | 2  | 0  | 0 | 2.37 | 7.21 | 11.83 | .263 |
| 1993 | PIT | 3.66 | 17  | 7   | 6  | .538 | 118.0  | 113  | 56  | 48  | 23  | 84   | 17  | 3  | 1  | 0 | 1.75 | 6.41 | 10.37 | .245 |
| 1994 | PIT | 3.76 | 18  | 10  | 5  | .667 | 134.0  | 126  | 65  | 56  | 55  | 95   | 18  | 7  | 0  | 0 | 3.69 | 6.38 | 12.16 | .242 |
| 1995 | MIL | 4.75 | 16  | 6   | 6  | .500 | 100.1  | 116  | 57  | 53  | 21  | 57   | 16  | 3  | 3  | 0 | 1.88 | 5.11 | 12.29 | .282 |
| 1996 | MIL | 4.13 | 17  | 9   | 5  | .643 | 122.0  | 103  | 61  | 56  | 34  | 100  | 17  | 5  | 1  | 0 | 2.51 | 7.38 | 10.11 | .223 |
| 1997 | MIL | 3.63 | 19  | 10  | 6  | .625 | 126.1  | 111  | 51  | 51  | 35  | 55   | 19  | 6  | 2  | 0 | 2.49 | 3.92 | 10.40 | .229 |
| 1998 | MIL | 6.64 | 19  | 6   | 9  | .400 | 104.1  | 116  | 80  | 77  | 42  | 78   | 19  | 1  | 1  | 0 | 3.62 | 6.73 | 13.63 | .274 |
| 1999 | MIL | 3.15 | 13  | 8   | 3  | .727 | 88.2   | 92   | 32  | 31  | 33  | 65   | 13  | 4  | 1  | 0 | 3.35 | 6.60 | 12.69 | .260 |
| 2000 | PIT | 5.70 | 19  | 4   | 11 | .267 | 121.2  | 135  | 78  | 77  | 55  | 73   | 19  | 5  | 1  | 0 | 4.07 | 5.40 | 14.05 | .273 |
|      |     | 3.62 | 251 | 120 | 83 | .591 | 1797.2 | 1556 | 776 | 724 | 554 | 1309 | 247 | 96 | 19 | 0 | 2.77 | 6.55 | 10.56 | .227 |

**MADDUX,GREG**

| YR   | TM  | ERA  | GM  | W   | L   | PCT  | IP     | H    | R    | ER   | BB  | SO   | GS  | CG  | SHO | SV | BBA  | SOA  | MOB   | OPP  |
|------|-----|------|-----|-----|-----|------|--------|------|------|------|-----|------|-----|-----|-----|----|------|------|-------|------|
| 1988 | NYM | 0.00 | 0   | 0   | 0   | .000 | 0.0    | 0    | 0    | 0    | 0   | 0    | 0   | 0   | 0   | 0  | 0.00 | 0.00 | 0.00  | .000 |
| 1989 | NYM | 3.82 | 17  | 6   | 8   | .429 | 122.2  | 108  | 55   | 52   | 30  | 86   | 17  | 4   | 1   | 0  | 2.20 | 6.31 | 10.13 | .230 |
| 1990 | NYM | 4.07 | 18  | 11  | 6   | .647 | 139.1  | 113  | 77   | 63   | 50  | 97   | 18  | 7   | 1   | 0  | 3.23 | 6.27 | 10.53 | .216 |
| 1991 | NYM | 2.98 | 18  | 7   | 5   | .583 | 139.0  | 97   | 47   | 46   | 30  | 102  | 18  | 7   | 2   | 0  | 1.94 | 6.60 | 8.22  | .191 |
| 1992 | NYM | 3.13 | 20  | 12  | 6   | .667 | 158.1  | 108  | 60   | 55   | 29  | 106  | 20  | 10  | 2   | 0  | 1.65 | 6.03 | 7.79  | .188 |
| 1993 | NYM | 2.22 | 19  | 10  | 7   | .588 | 154.1  | 97   | 40   | 38   | 33  | 131  | 19  | 11  | 4   | 0  | 1.92 | 7.64 | 7.58  | .176 |
| 1994 | NYM | 2.11 | 19  | 11  | 7   | .611 | 158.0  | 97   | 48   | 37   | 30  | 128  | 19  | 13  | 3   | 0  | 1.71 | 7.29 | 7.23  | .172 |
| 1995 | NYM | 3.72 | 19  | 11  | 7   | .611 | 157.1  | 104  | 67   | 65   | 37  | 168  | 19  | 13  | 0   | 0  | 2.12 | 9.61 | 8.07  | .183 |
| 1996 | NYM | 2.39 | 18  | 10  | 3   | .769 | 158.0  | 108  | 49   | 42   | 16  | 159  | 18  | 13  | 2   | 0  | 0.91 | 9.06 | 7.06  | .188 |
| 1997 | NYM | 3.58 | 20  | 12  | 3   | .800 | 151.0  | 120  | 60   | 60   | 9   | 119  | 20  | 7   | 2   | 0  | 0.54 | 7.09 | 7.69  | .212 |
| 1998 | NYM | 2.65 | 19  | 14  | 4   | .778 | 170.0  | 122  | 50   | 50   | 9   | 143  | 19  | 18  | 1   | 0  | 0.48 | 7.57 | 6.94  | .196 |
| 1999 | NYM | 3.44 | 20  | 10  | 9   | .526 | 164.2  | 101  | 65   | 62   | 47  | 141  | 20  | 14  | 3   | 0  | 2.61 | 7.82 | 8.21  | .174 |
| 2000 | WAS | 4.93 | 19  | 6   | 10  | .375 | 142.1  | 152  | 95   | 78   | 41  | 79   | 19  | 5   | 0   | 0  | 2.59 | 5.00 | 12.20 | .266 |
| 2001 | WAS | 3.15 | 20  | 10  | 7   | .588 | 162.2  | 120  | 60   | 57   | 16  | 124  | 20  | 13  | 1   | 0  | 0.89 | 6.86 | 7.52  | .200 |
| 2002 | CHI | 3.59 | 20  | 13  | 3   | .813 | 155.1  | 136  | 65   | 62   | 18  | 127  | 20  | 8   | 0   | 0  | 1.04 | 7.36 | 8.92  | .229 |
| 2003 | STL | 3.03 | 20  | 8   | 7   | .533 | 160.1  | 108  | 57   | 54   | 28  | 95   | 20  | 11  | 2   | 0  | 1.57 | 5.33 | 7.63  | .186 |
| 2004 | STL | 4.53 | 21  | 5   | 7   | .417 | 135.0  | 155  | 72   | 68   | 11  | 88   | 21  | 2   | 0   | 0  | 0.73 | 5.87 | 11.07 | .280 |
| 2005 | NYM | 4.20 | 19  | 6   | 5   | .545 | 120.0  | 129  | 64   | 56   | 17  | 79   | 19  | 2   | 1   | 0  | 1.28 | 5.93 | 10.95 | .267 |
| 2006 | NYM | 4.46 | 20  | 9   | 8   | .529 | 141.1  | 132  | 74   | 70   | 20  | 87   | 20  | 4   | 2   | 0  | 1.27 | 5.54 | 9.68  | .240 |
| 2007 | CHI | 4.12 | 20  | 11  | 6   | .647 | 126.2  | 122  | 64   | 58   | 13  | 74   | 20  | 5   | 1   | 0  | 0.92 | 5.26 | 9.59  | .246 |
| 2008 | PHI | 3.72 | 20  | 7   | 8   | .467 | 145.1  | 139  | 67   | 60   | 21  | 108  | 20  | 5   | 0   | 0  | 1.30 | 6.69 | 9.91  | .245 |
| 2009 | PHI | 3.83 | 19  | 7   | 6   | .538 | 127.0  | 137  | 70   | 54   | 21  | 86   | 19  | 1   | 0   | 0  | 1.49 | 6.09 | 11.20 | .268 |
|      |     | 3.46 | 405 | 196 | 132 | .598 | 3086.1 | 2505 | 1306 | 1187 | 526 | 2327 | 405 | 173 | 28  | 0  | 1.53 | 6.79 | 8.84  | .216 |

**MARTINEZ,DENNIS**

| YR   | TM  | ERA  | GM | W  | L | PCT  | IP    | H   | R  | ER | BB | SO  | GS | CG | SHO | SV | BBA  | SOA  | MOB   | OPP  |
|------|-----|------|----|----|---|------|-------|-----|----|----|----|-----|----|----|-----|----|------|------|-------|------|
| 1988 | LA  | 1.44 | 11 | 7  | 1 | .875 | 81.1  | 63  | 27 | 13 | 28 | 60  | 11 | 4  | 1   | 0  | 3.10 | 6.64 | 10.07 | .208 |
| 1989 | LA  | 3.02 | 17 | 8  | 5 | .615 | 125.1 | 89  | 48 | 42 | 37 | 71  | 17 | 3  | 0   | 0  | 2.66 | 5.10 | 9.05  | .194 |
| 1990 | STL | 3.83 | 17 | 6  | 4 | .600 | 110.1 | 100 | 48 | 47 | 42 | 78  | 17 | 2  | 2   | 0  | 3.43 | 6.36 | 11.58 | .235 |
| 1991 | STL | 3.39 | 16 | 9  | 6 | .600 | 122.0 | 88  | 48 | 46 | 36 | 68  | 16 | 7  | 1   | 0  | 2.66 | 5.02 | 9.15  | .196 |
| 1992 | STL | 2.38 | 17 | 12 | 3 | .800 | 140.0 | 79  | 41 | 37 | 34 | 80  | 17 | 11 | 2   | 0  | 2.19 | 5.14 | 7.26  | .161 |
| 1993 | PHI | 2.90 | 17 | 8  | 4 | .667 | 142.2 | 102 | 49 | 46 | 29 | 102 | 17 | 11 | 0   | 0  | 1.83 | 6.43 | 8.26  | .195 |
| 1994 | MIL | 3.88 | 18 | 8  | 6 | .571 | 120.2 | 115 | 60 | 52 | 37 | 84  | 18 | 5  | 0   | 0  | 2.76 | 6.27 | 11.34 | .244 |
| 1995 | MIL | 3.19 | 17 | 9  | 6 | .600 | 127.0 | 85  | 51 | 45 | 29 | 70  | 17 | 8  | 1   | 0  | 2.06 | 4.96 | 8.08  | .185 |
| 1996 | MIL | 3.27 | 18 | 9  | 4 | .692 | 137.2 | 105 | 52 | 50 | 35 | 87  | 18 | 8  | 3   | 0  | 2.29 | 5.69 | 9.15  | .205 |

BBA=BB per 9 IP    SOA=SO per 9 IP    MOB=Men on base per 9 IP    OPP=Opponents Batting Average (approx)

**DVAL HALL OF FAME PITCHERS**

|      |     |      |     |    |    |      |        |     |     |     |     |     |     |    |    |   |      |      |      |      |
|------|-----|------|-----|----|----|------|--------|-----|-----|-----|-----|-----|-----|----|----|---|------|------|------|------|
| 1997 | MIL | 2.74 | 12  | 7  | 1  | .875 | 82.0   | 65  | 26  | 25  | 19  | 49  | 12  | 3  | 2  | 0 | 2.09 | 5.38 | 9.22 | .212 |
|      |     | 3.05 | 160 | 83 | 40 | .675 | 1189.0 | 891 | 450 | 403 | 326 | 749 | 160 | 62 | 12 | 0 | 2.47 | 5.67 | 9.21 | .203 |

**MARTINEZ,PEDRO**

| YR   | TM  | ERA  | GM  | W   | L  | PCT   | IP     | H    | R   | ER  | BB  | SO   | GS  | CG  | SHO | SV | BBA  | SOA   | MOB   | OPP  |
|------|-----|------|-----|-----|----|-------|--------|------|-----|-----|-----|------|-----|-----|-----|----|------|-------|-------|------|
| 1994 | STL | 2.83 | 33  | 5   | 3  | .625  | 57.1   | 31   | 20  | 18  | 24  | 66   | 2   | 1   | 0   | 1  | 3.77 | 10.36 | 8.63  | .155 |
| 1995 | STL | 3.06 | 17  | 7   | 7  | .500  | 132.1  | 96   | 52  | 45  | 42  | 118  | 17  | 8   | 0   | 0  | 2.86 | 8.03  | 9.39  | .197 |
| 1996 | STL | 3.51 | 20  | 9   | 8  | .529  | 153.2  | 120  | 66  | 60  | 60  | 157  | 20  | 6   | 1   | 0  | 3.51 | 9.20  | 10.54 | .209 |
| 1997 | STL | 4.11 | 19  | 11  | 5  | .688  | 138.0  | 118  | 71  | 63  | 54  | 137  | 19  | 6   | 1   | 0  | 3.52 | 8.93  | 11.22 | .225 |
| 1998 | STL | 2.25 | 18  | 13  | 4  | .765  | 152.1  | 86   | 48  | 38  | 48  | 180  | 18  | 16  | 3   | 0  | 2.84 | 10.63 | 7.92  | .161 |
| 1999 | STL | 2.90 | 19  | 12  | 4  | .750  | 161.1  | 113  | 53  | 52  | 42  | 193  | 19  | 10  | 1   | 0  | 2.34 | 10.77 | 8.65  | .192 |
| 2000 | STL | 2.21 | 17  | 14  | 1  | .933  | 159.0  | 70   | 40  | 39  | 46  | 187  | 17  | 13  | 3   | 0  | 2.60 | 10.58 | 6.57  | .130 |
| 2001 | STL | 2.41 | 16  | 11  | 5  | .688  | 138.1  | 75   | 42  | 37  | 31  | 169  | 16  | 15  | 0   | 0  | 2.02 | 11.00 | 6.90  | .155 |
| 2002 | STL | 2.99 | 10  | 7   | 2  | .778  | 87.1   | 62   | 29  | 29  | 24  | 108  | 10  | 7   | 1   | 0  | 2.47 | 11.13 | 8.86  | .194 |
| 2003 | STL | 2.41 | 17  | 10  | 5  | .667  | 149.1  | 81   | 45  | 40  | 17  | 194  | 17  | 12  | 2   | 0  | 1.02 | 11.69 | 5.91  | .155 |
| 2004 | STL | 1.96 | 17  | 12  | 5  | .706  | 147.0  | 70   | 34  | 32  | 39  | 198  | 17  | 11  | 2   | 0  | 2.39 | 12.12 | 6.67  | .139 |
| 2005 | STL | 3.49 | 19  | 12  | 6  | .667  | 144.1  | 121  | 59  | 56  | 53  | 153  | 19  | 7   | 1   | 0  | 3.30 | 9.54  | 10.85 | .221 |
| 2006 | WAS | 3.09 | 18  | 13  | 3  | .813  | 139.2  | 97   | 48  | 48  | 30  | 153  | 18  | 6   | 1   | 0  | 1.93 | 9.86  | 8.18  | .191 |
| 2007 | WAS | 5.48 | 13  | 3   | 4  | .429  | 69.0   | 72   | 42  | 42  | 36  | 76   | 13  | 1   | 0   | 0  | 4.70 | 9.91  | 14.09 | .261 |
| 2008 | WAS | 0.00 | 0   | 0   | 0  | .000  | 0.0    | 0    | 0   | 0   | 0   | 0    | 0   | 0   | 0   | 0  | 0.00 | 0.00  | 0.00  | .000 |
| 2009 | WAS | 0.00 | 0   | 0   | 0  | .000  | 0.0    | 0    | 0   | 0   | 0   | 0    | 0   | 0   | 0   | 0  | 0.00 | 0.00  | 0.00  | .000 |
| 2010 | WAS | 2.28 | 4   | 2   | 0  | 1.000 | 23.2   | 19   | 6   | 6   | 3   | 19   | 4   | 0   | 0   | 0  | 1.14 | 7.23  | 8.37  | .214 |
|      |     | 2.94 | 257 | 141 | 62 | .695  | 1852.2 | 1231 | 655 | 605 | 549 | 2108 | 226 | 119 | 16  | 1  | 2.67 | 10.24 | 8.65  | .184 |

**SMILEY,JOHN**

| YR   | TM  | ERA  | GM  | W  | L  | PCT  | IP     | H   | R   | ER  | BB  | SO  | GS  | CG | SHO | SV | BBA  | SOA  | MOB   | OPP  |
|------|-----|------|-----|----|----|------|--------|-----|-----|-----|-----|-----|-----|----|-----|----|------|------|-------|------|
| 1988 | CIN | 0.00 | 0   | 0  | 0  | .000 | 0.0    | 0   | 0   | 0   | 0   | 0   | 0   | 0  | 0   | 0  | 0.00 | 0.00 | 0.00  | .000 |
| 1989 | CIN | 2.70 | 16  | 8  | 6  | .571 | 110.0  | 90  | 35  | 33  | 26  | 76  | 16  | 5  | 2   | 0  | 2.13 | 6.22 | 9.49  | .217 |
| 1990 | CIN | 2.62 | 14  | 7  | 1  | .875 | 106.2  | 93  | 34  | 31  | 38  | 77  | 14  | 3  | 1   | 0  | 3.21 | 6.50 | 11.05 | .228 |
| 1991 | CIN | 6.18 | 13  | 5  | 3  | .625 | 71.1   | 91  | 54  | 49  | 24  | 49  | 13  | 1  | 1   | 0  | 3.03 | 6.18 | 14.51 | .302 |
| 1992 | CIN | 2.52 | 17  | 9  | 3  | .750 | 132.1  | 92  | 43  | 37  | 24  | 64  | 17  | 7  | 1   | 0  | 1.63 | 4.35 | 7.89  | .191 |
| 1993 | CIN | 2.37 | 18  | 9  | 5  | .643 | 133.0  | 105 | 44  | 35  | 35  | 106 | 18  | 5  | 2   | 0  | 2.37 | 7.17 | 9.47  | .211 |
| 1994 | CIN | 0.00 | 0   | 0  | 0  | .000 | 0.0    | 0   | 0   | 0   | 0   | 0   | 0   | 0  | 0   | 0  | 0.00 | 0.00 | 0.00  | .000 |
| 1995 | CIN | 2.80 | 18  | 11 | 5  | .688 | 128.2  | 116 | 53  | 40  | 38  | 83  | 18  | 8  | 3   | 0  | 2.66 | 5.81 | 10.77 | .234 |
| 1996 | CIN | 3.29 | 18  | 8  | 6  | .571 | 120.1  | 103 | 52  | 44  | 33  | 101 | 18  | 4  | 1   | 0  | 2.47 | 7.55 | 10.17 | .225 |
| 1997 | CIN | 3.49 | 20  | 13 | 1  | .929 | 142.0  | 118 | 59  | 55  | 46  | 109 | 20  | 6  | 0   | 0  | 2.92 | 6.91 | 10.39 | .220 |
| 1998 | CIN | 5.22 | 15  | 4  | 7  | .364 | 89.2   | 106 | 54  | 52  | 23  | 62  | 15  | 2  | 1   | 0  | 2.31 | 6.22 | 12.95 | .286 |
|      |     | 3.27 | 149 | 74 | 37 | .667 | 1034.0 | 914 | 428 | 376 | 287 | 727 | 149 | 41 | 12  | 0  | 2.50 | 6.33 | 10.45 | .231 |

BBA=BB per 9 IP    SOA=SO per 9 IP    MOB=Men on base per 9 IP    OPP=Opponents Batting Average (approx)

## SEASONS BY HALL OF FAMER PLAYERS, BY TEAM

| TEAM    | Yrs | Player                            | Yrs     | Player                       | Yrs     | Player           | Yrs | Player       | Yrs | Player       | Yrs |
|---------|-----|-----------------------------------|---------|------------------------------|---------|------------------|-----|--------------|-----|--------------|-----|
| ATL     | 25  | Brett Butler                      | 1       | Jeff Bagwell                 | 11      | Mike Piazza      | 13  |              |     |              |     |
| CHI     | 32  | Brett Butler<br>Greg Maddux       | 3<br>2  | Ryne Sandberg<br>Mike Piazza | 15<br>1 | Andre Dawson     | 7   | Tony Gwynn   | 2   | Jeff Bagwell | 2   |
| CIN     | 58  | Mike Schmidt<br>Barry Larkin      | 5<br>6  | Tim Lincecum                 | 16      | Ozzie Smith      | 6   | John Smiley  | 11  | David Cone   | 14  |
| LA      | 30  | Dennis Martinez                   | 2       | Andre Dawson                 | 6       | Barry Bonds      | 22  |              |     |              |     |
| MIL/HOU | 24  | Dennis Martinez                   | 4       | Orel Hershiser               | 5       | Larry Walker     | 15  |              |     |              |     |
| NYM     | 30  | Brett Butler                      | 3       | Barry Larkin                 | 13      | Greg Maddux      | 14  |              |     |              |     |
| PHI     | 11  | Mike Schmidt                      | 1       | Dennis Martinez              | 1       | Brett Butler     | 6   | David Cone   | 1   | Greg Maddux  | 2   |
| PIT     | 63  | Orel Hershiser                    | 11      | Tony Gwynn                   | 11      | Andres Galarraga | 19  | Tom Glavine  | 22  |              |     |
| STL     | 27  | Dennis Martinez<br>Pedro Martinez | 3<br>12 | Ozzie Smith                  | 8       | Larry Walker     | 1   | Jeff Bagwell | 1   | Greg Maddux  | 2   |
| SD      | 0   |                                   |         |                              |         |                  |     |              |     |              |     |
| SF      | 6   | Tony Gwynn                        | 6       |                              |         |                  |     |              |     |              |     |
| WAS/MON | 7   | Greg Maddux                       | 2       | Pedro Martinez               | 5       |                  |     |              |     |              |     |

## DVAL TEAM TOTALS AND STANDINGS THRU 18 SERIES

| Team                  | W  | L  | PCT  | GB   | PROJECTED |      |            |
|-----------------------|----|----|------|------|-----------|------|------------|
|                       |    |    |      |      | CASEY     | WINS | Difference |
| NEW YORK METS         | 62 | 32 | .660 | .0   | 63        | 62   | -1         |
| CINCINNATI REDS       | 60 | 34 | .638 | 2.0  | 61        | 60   | -1         |
| ST. LOUIS CARDINALS   | 56 | 38 | .596 | 6.0  | 57        | 56   | -1         |
| SAN DIEGO PADRES      | 53 | 41 | .564 | 9.0  | 47        | 53   | 6          |
| CHICAGO CUBS          | 51 | 43 | .543 | 11.0 | 55        | 51   | -4         |
| WASHINGTON NATIONALS  | 49 | 45 | .521 | 13.0 | 43        | 49   | 6          |
| ATLANTA BRAVES        | 43 | 51 | .457 | 19.0 | 45        | 43   | -2         |
| PITTSBURGH PIRATES    | 42 | 52 | .447 | 20.0 | 41        | 42   | 1          |
| LOS ANGELES DODGERS   | 40 | 54 | .426 | 22.0 | 41        | 40   | -1         |
| SAN FRANCISCO GIANTS  | 38 | 56 | .404 | 24.0 | 39        | 38   | -1         |
| PHILADELPHIA PHILLIES | 37 | 57 | .394 | 25.0 | 34        | 37   | 3          |
| MILWAUKEE BREWERS     | 33 | 61 | .351 | 29.0 | 38        | 33   | -5         |

| Tm  | AVG  | OBA  | SLG  | TOT  | R/GM        | GM   | AB    | R    | H    | RBI  | 2B   | 3B  | HR   | BB   | SO   | SB  | DP  | GS    |
|-----|------|------|------|------|-------------|------|-------|------|------|------|------|-----|------|------|------|-----|-----|-------|
| CIN | .262 | .323 | .443 | .751 | <b>5.60</b> | 94   | 3331  | 526  | 872  | 510  | 211  | 18  | 119  | 301  | 835  | 99  | 39  | 850   |
| CHI | .257 | .319 | .410 | .683 | <b>5.12</b> | 94   | 3301  | 481  | 847  | 474  | 183  | 17  | 97   | 302  | 789  | 61  | 62  | 840   |
| NYM | .258 | .309 | .441 | .704 | <b>4.84</b> | 94   | 3256  | 455  | 839  | 426  | 178  | 20  | 126  | 244  | 719  | 46  | 32  | 849   |
| STL | .241 | .326 | .399 | .741 | <b>4.81</b> | 94   | 3272  | 452  | 788  | 446  | 170  | 20  | 103  | 411  | 900  | 149 | 37  | 866   |
| ATL | .237 | .302 | .392 | .652 | <b>4.63</b> | 94   | 3265  | 435  | 773  | 423  | 170  | 15  | 102  | 307  | 852  | 79  | 62  | 847   |
| SD  | .227 | .298 | .421 | .678 | <b>4.54</b> | 94   | 3164  | 427  | 718  | 420  | 170  | 23  | 133  | 322  | 834  | 44  | 61  | 852   |
| PIT | .247 | .302 | .399 | .639 | <b>4.43</b> | 94   | 3264  | 416  | 807  | 402  | 175  | 17  | 95   | 257  | 712  | 56  | 69  | 849   |
| SF  | .231 | .295 | .408 | .641 | <b>4.17</b> | 94   | 3195  | 392  | 738  | 378  | 194  | 24  | 108  | 289  | 824  | 23  | 65  | 883   |
| PHI | .236 | .299 | .369 | .619 | <b>4.14</b> | 94   | 3227  | 389  | 760  | 363  | 142  | 20  | 83   | 293  | 733  | 76  | 52  | 849   |
| MIL | .229 | .280 | .383 | .587 | <b>4.01</b> | 94   | 3193  | 377  | 731  | 361  | 171  | 17  | 96   | 227  | 742  | 24  | 52  | 859   |
| LA  | .229 | .287 | .388 | .612 | <b>3.81</b> | 94   | 3147  | 358  | 720  | 345  | 181  | 12  | 99   | 258  | 803  | 36  | 52  | 851   |
| WAS | .215 | .271 | .397 | .597 | <b>3.65</b> | 94   | 3165  | 343  | 679  | 332  | 162  | 8   | 133  | 244  | 797  | 19  | 58  | 854   |
|     | .239 | .301 | .404 | .658 | <b>4.48</b> | 1128 | 38780 | 5051 | 9272 | 4880 | 2107 | 211 | 1294 | 3455 | 9540 | 712 | 641 | 10249 |

| Tm  | ERA  | R/GM        | GM | W   | L   | PCT  | IP      | H    | R    | ER   | BB   | SO   | GS   | CG | SHO | SV  |
|-----|------|-------------|----|-----|-----|------|---------|------|------|------|------|------|------|----|-----|-----|
| NYM | 3.29 | <b>3.38</b> | 94 | 62  | 32  | .660 | 851.0   | 659  | 318  | 311  | 234  | 784  | 94   | 11 | 10  | 35  |
| WAS | 3.37 | <b>3.57</b> | 94 | 49  | 45  | .521 | 855.1   | 708  | 336  | 320  | 241  | 846  | 94   | 8  | 6   | 26  |
| SD  | 3.51 | <b>3.74</b> | 94 | 53  | 41  | .564 | 848.0   | 731  | 352  | 331  | 264  | 882  | 94   | 4  | 3   | 29  |
| STL | 3.62 | <b>3.89</b> | 94 | 56  | 38  | .596 | 872.0   | 678  | 366  | 351  | 273  | 870  | 94   | 11 | 7   | 27  |
| CHI | 3.95 | <b>4.37</b> | 94 | 51  | 43  | .543 | 861.0   | 682  | 411  | 378  | 329  | 844  | 94   | 8  | 5   | 16  |
| ATL | 4.10 | <b>4.51</b> | 94 | 43  | 51  | .457 | 863.0   | 790  | 424  | 393  | 273  | 805  | 94   | 9  | 4   | 21  |
| CIN | 4.17 | <b>4.32</b> | 94 | 60  | 34  | .638 | 849.0   | 683  | 406  | 393  | 287  | 878  | 94   | 3  | 3   | 30  |
| LA  | 4.43 | <b>4.85</b> | 94 | 40  | 54  | .426 | 831.2   | 802  | 456  | 409  | 239  | 845  | 94   | 7  | 4   | 19  |
| PIT | 4.45 | <b>4.67</b> | 94 | 42  | 52  | .447 | 835.2   | 764  | 439  | 413  | 306  | 769  | 94   | 8  | 5   | 24  |
| SF  | 4.95 | <b>5.28</b> | 94 | 38  | 56  | .404 | 843.2   | 887  | 496  | 464  | 326  | 783  | 94   | 6  | 4   | 13  |
| MIL | 5.07 | <b>5.52</b> | 94 | 33  | 61  | .351 | 844.2   | 904  | 519  | 476  | 320  | 660  | 94   | 3  | 2   | 18  |
| PHI | 5.12 | <b>5.67</b> | 94 | 37  | 57  | .394 | 838.1   | 925  | 533  | 477  | 295  | 723  | 94   | 6  | 1   | 20  |
|     | 4.16 | <b>4.48</b> |    | 564 | 564 |      | 10193.1 | 9213 | 5056 | 4716 | 3387 | 9689 | 1128 | 84 | 54  | 278 |



| <b>MVP RESULTS</b> |                      |          |          |          |     |          |           |
|--------------------|----------------------|----------|----------|----------|-----|----------|-----------|
| Team               | Name                 | 1st      | 2nd      | 3rd      | 4th | 5th      | PTS       |
| <b>CHI</b>         | <b>Rizzo,Anthony</b> | <b>5</b> | <b>5</b> | <b>1</b> |     | <b>1</b> | <b>91</b> |
| CIN                | Murphy,Daniel        | 5        | 4        | 1        | 1   |          | 86        |
| CHI                | Beltran,Carlos       |          | 1        | 1        | 4   | 2        | 26        |
| STL                | Goldschmidt,Paul     | 1        |          | 3        |     | 1        | 26        |
| STL                | Seager,Corey         |          |          | 2        | 2   | 1        | 17        |
| STL                | Hamilton,Billy       |          | 1        | 1        |     |          | 12        |
| STL                | Bryant,Kris          | 1        |          |          |     |          | 10        |
| NYM                | Altuve,Jose          |          |          | 1        | 1   | 2        | 10        |
| NYM                | Miller,Andrew        |          |          | 1        | 1   |          | 8         |
| NYM                | Freeman,Freddie      |          |          | 1        | 1   |          | 8         |
| CIN                | Votto,Joey           |          | 1        |          |     |          | 7         |
| ATL                | Encarnacion,Edwin    |          |          |          |     | 1        | 3         |
| NYM                | Turner,Justin        |          |          |          |     | 1        | 3         |
| SD                 | Duvall,Adam          |          |          |          |     | 2        | 2         |
| CIN                | Rendon,Anthony       |          |          |          |     | 1        | 1         |
| CIN                | Braun,Ryan           |          |          |          |     | 1        | 1         |
| STL                | Happ,J.A.            |          |          |          |     | 1        | 1         |

| <b>CY YOUNG RESULTS</b> |                  |          |          |     |     |          |           |
|-------------------------|------------------|----------|----------|-----|-----|----------|-----------|
| Team                    | Name             | 1st      | 2nd      | 3rd | 4th | 5th      | PTS       |
| <b>STL</b>              | <b>Happ,J.A.</b> | <b>8</b> | <b>1</b> |     |     | <b>2</b> | <b>89</b> |
| NYM                     | Colon,Bartolo    | 1        | 4        | 2   | 2   |          | 54        |
| STL                     | Fernandez,Jose   | 3        |          | 1   | 2   |          | 41        |
| NYM                     | Miller,Andrew    |          | 3        | 1   | 2   | 2        | 34        |
| STL                     | Melancon,Mark    |          | 2        | 2   | 1   |          | 27        |
| CIN                     | Martinez,Carlos  |          | 1        | 1   | 3   | 1        | 22        |
| SF                      | Kennedy,Ian      |          |          | 3   |     | 2        | 17        |
| ATL                     | Syndergaard,Noah |          | 1        |     |     | 1        | 8         |
| STL                     | Estrada,Marco    |          |          |     | 1   | 1        | 6         |
| CIN                     | Jansen,Kenley    |          |          |     | 1   |          | 5         |
| PIT                     | Moore,Matt       |          |          |     |     | 1        | 4         |
| NYM                     | Santana,Ervin    |          |          |     |     | 1        | 3         |
| CHI                     | Scherzer,Max     |          |          |     |     | 1        | 1         |
| WAS                     | Hendricks,Kyle   |          |          |     |     | 1        | 1         |

## DELAWARE VALLEY APBA LEAGUE LEADERS THRU 18 SERIES

| 290 Plate Appearances |      |      | 290 Plate Appearances |      |      | 290 Plate Appearances |      |      | 290 Plate Appearances |      |       |
|-----------------------|------|------|-----------------------|------|------|-----------------------|------|------|-----------------------|------|-------|
| Name                  | Team | AVG  | Name                  | Team | SLG  | Name                  | Team | OBA  | Name                  | Team | TOT   |
| MURPHY,DANIEL         | CIN  | .336 | MURPHY,DANIEL         | CIN  | .602 | GOLDSCHMIDT,PAUL      | STL  | .412 | GOLDSCHMIDT,PAUL      | STL  | 1.053 |
| HARRISON,JOSH         | PHI  | .318 | RIZZO,ANTHONY         | CHI  | .558 | FOWLER,DEXTER         | STL  | .399 | RIZZO,ANTHONY         | CHI  | 1.004 |
| BELTRAN,CARLOS        | CHI  | .318 | BELTRAN,CARLOS        | CHI  | .554 | RIZZO,ANTHONY         | CHI  | .397 | MURPHY,DANIEL         | CIN  | .991  |
| ALTUVE,JOSE           | NYM  | .309 | FREEMAN,FREDDIE       | NYM  | .553 | FREEMAN,FREDDIE       | NYM  | .375 | HAMILTON,BILLY        | STL  | .961  |
| RIZZO,ANTHONY         | CHI  | .301 | FRAZIER,TODD          | MIL  | .537 | VOTTO,JOEY            | CIN  | .374 | FREEMAN,FREDDIE       | NYM  | .960  |
| SEGURA,JEAN           | MIL  | .300 | DUVALL,ADAM           | SD   | .527 | BELT,BRANDON          | SD   | .373 | BELT,BRANDON          | SD   | .904  |
| HERNANDEZ,CESAR       | CHI  | .293 | TURNER,JUSTIN         | NYM  | .526 | MURPHY,DANIEL         | CIN  | .370 | VILLAR,JONATHAN       | ATL  | .893  |
| SEAGER,COREY          | STL  | .293 | BRAUN,RYAN            | CIN  | .523 | HERNANDEZ,CESAR       | CHI  | .367 | ALTUVE,JOSE           | NYM  | .892  |
| GOLDSCHMIDT,PAUL      | STL  | .290 | ENCARNACION,EDWIN     | ATL  | .513 | SEAGER,COREY          | STL  | .363 | FOWLER,DEXTER         | STL  | .891  |
| PRADO,MARTIN          | PIT  | .288 | PISCOTTY,STEPHEN      | NYM  | .512 | ALTUVE,JOSE           | NYM  | .359 | BRYANT,KRIS           | STL  | .883  |

| Name           | Team | 2B | Name             | Team | 3B | Name              | Team | HR | Name              | Team | RBI |
|----------------|------|----|------------------|------|----|-------------------|------|----|-------------------|------|-----|
| CABRERA,MELKY  | SD   | 36 | CRAWFORD,BRANDON | NYM  | 8  | ENCARNACION,EDWIN | ATL  | 29 | RIZZO,ANTHONY     | CHI  | 84  |
| RENDON,ANTHONY | CIN  | 35 | HERNANDEZ,CESAR  | CHI  | 8  | TRUMBO,MARK       | WAS  | 25 | ENCARNACION,EDWIN | ATL  | 83  |
| RIZZO,ANTHONY  | CHI  | 33 | BELT,BRANDON     | SD   | 7  | DUVALL,ADAM       | SD   | 25 | MURPHY,DANIEL     | CIN  | 74  |
| MURPHY,DANIEL  | CIN  | 31 | HARRISON,JOSH    | PHI  | 7  | FRAZIER,TODD      | MIL  | 22 | RENDON,ANTHONY    | CIN  | 72  |
| DESMOND,IAN    | CHI  | 28 | HERRERA,ODUBEL   | MIL  | 7  | DAVIS,KHRIS       | SD   | 21 | SEAGER,COREY      | STL  | 71  |
| TURNER,JUSTIN  | NYM  | 28 |                  |      |    | BELTRE,ADRIAN     | SD   | 21 |                   |      |     |
| BELTRAN,CARLOS | CHI  | 28 |                  |      |    | FREEMAN,FREDDIE   | NYM  | 21 |                   |      |     |

| Name            | Team | AB  | Name             | Team | R  | Name           | Team | H   | Name            | Team | TB  |
|-----------------|------|-----|------------------|------|----|----------------|------|-----|-----------------|------|-----|
| EATON,ADAM      | NYM  | 405 | VILLAR,JONATHAN  | ATL  | 78 | ALTUVE,JOSE    | NYM  | 118 | RIZZO,ANTHONY   | CHI  | 206 |
| DESMOND,IAN     | CHI  | 392 | VOTTO,JOEY       | CIN  | 77 | MURPHY,DANIEL  | CIN  | 114 | MURPHY,DANIEL   | CIN  | 204 |
| MARKAKIS,NICK   | PIT  | 390 | RIZZO,ANTHONY    | CHI  | 75 | BELTRAN,CARLOS | CHI  | 114 | BELTRAN,CARLOS  | CHI  | 199 |
| VILLAR,JONATHAN | ATL  | 389 | GOLDSCHMIDT,PAUL | STL  | 69 | RIZZO,ANTHONY  | CHI  | 111 | DUVALL,ADAM     | SD   | 193 |
| ALTUVE,JOSE     | NYM  | 382 | ALTUVE,JOSE      | NYM  | 69 | EATON,ADAM     | NYM  | 108 | ALTUVE,JOSE     | NYM  | 188 |
|                 |      |     |                  |      |    |                |      |     | FREEMAN,FREDDIE | NYM  | 188 |

| Name             | Team | BB | Name            | Team | SO  | Name             | Team | SB | Name              | Team | DP |
|------------------|------|----|-----------------|------|-----|------------------|------|----|-------------------|------|----|
| GOLDSCHMIDT,PAUL | STL  | 76 | UPTON,JUSTIN    | ATL  | 122 | HAMILTON,BILLY   | STL  | 72 | CABRERA,MIGUEL    | SF   | 18 |
| BELT,BRANDON     | SD   | 70 | DAVIS,KHRIS     | SD   | 116 | VILLAR,JONATHAN  | ATL  | 38 | ENCARNACION,EDWIN | ATL  | 14 |
| BRYANT,KRIS      | STL  | 60 | VILLAR,JONATHAN | ATL  | 112 | MARTE,STARLING   | CIN  | 33 | CABRERA,MELKY     | SD   | 12 |
| ZOBRIST,BEN      | CIN  | 59 | DUVALL,ADAM     | SD   | 110 | GOLDSCHMIDT,PAUL | STL  | 30 | BELTRAN,CARLOS    | CHI  | 12 |
| RIZZO,ANTHONY    | CHI  | 59 | BELT,BRANDON    | SD   | 108 | NUNEZ,EDUARDO    | CHI  | 27 | GYORKO,JEDD       | SD   | 11 |

## DELAWARE VALLEY APBA LEAGUE LEADERS THRU 18 SERIES

| 94 Innings Pitched |      |      |
|--------------------|------|------|
| Name               | Team | ERA  |
| COLON,BARTOLO      | NYM  | 1.99 |
| ESTRADA,MARCO      | STL  | 2.60 |
| SYNDERGAARD,NOAH   | ATL  | 2.83 |
| KENNEDY,IAN        | SF   | 2.86 |
| HAPP,J.A.          | STL  | 2.88 |
| FERNANDEZ,JOSE     | STL  | 2.91 |
| HENDRICKS,KYLE     | WAS  | 3.00 |
| CUETO,JOHNNY       | PIT  | 3.14 |
| MOORE,MATT         | PIT  | 3.17 |
| ROARK,TANNER       | WAS  | 3.19 |

| 10 Decisions    |      |      |
|-----------------|------|------|
| Name            | Team | PCT  |
| KENNEDY,IAN     | SF   | .800 |
| MOORE,MATT      | PIT  | .750 |
| LESTER,JON      | NYM  | .727 |
| SCHERZER,MAX    | CHI  | .714 |
| SANTANA,ERVIN   | NYM  | .692 |
| ARRIETA,JAKE    | CIN  | .692 |
| HAPP,J.A.       | STL  | .667 |
| MARTINEZ,CARLOS | CIN  | .647 |
| FERNANDEZ,JOSE  | STL  | .643 |
| ROARK,TANNER    | WAS  | .636 |
| MONTGOMERY,MIKE | NYM  | .636 |

| 94 Innings Pitched |      |      |
|--------------------|------|------|
| Name               | Team | BBA  |
| HENDRICKS,KYLE     | WAS  | 1.46 |
| LEAKE,MIKE         | ATL  | 1.55 |
| GREINKE,ZACK       | LA   | 1.58 |
| COLON,BARTOLO      | NYM  | 1.62 |
| EICKHOFF,JERAD     | SD   | 1.78 |
| TEHERAN,JULIO      | CIN  | 1.81 |
| CUETO,JOHNNY       | PIT  | 1.91 |
| SYNDERGAARD,NOAH   | ATL  | 1.97 |
| FERNANDEZ,JOSE     | STL  | 2.10 |
| FIERS,MIKE         | WAS  | 2.12 |

| 94 Innings Pitched |      |       |
|--------------------|------|-------|
| Name               | Team | SOA   |
| SYNDERGAARD,NOAH   | ATL  | 11.34 |
| FERNANDEZ,JOSE     | STL  | 11.24 |
| ESTRADA,MARCO      | STL  | 10.63 |
| ARRIETA,JAKE       | CIN  | 10.57 |
| BUMGARNER,MADISON  | CHI  | 10.43 |
| HAMELS,COLE        | LA   | 10.28 |
| SCHERZER,MAX       | CHI  | 10.11 |
| LESTER,JON         | NYM  | 10.03 |
| HENDRICKS,KYLE     | WAS  | 10.00 |
| CUETO,JOHNNY       | PIT  | 9.91  |

| 94 Innings Pitched |      |      |
|--------------------|------|------|
| Name               | Team | MOB  |
| HAPP,J.A.          | STL  | 7.81 |
| HENDRICKS,KYLE     | WAS  | 7.92 |
| SYNDERGAARD,NOAH   | ATL  | 7.95 |
| ESTRADA,MARCO      | STL  | 8.19 |
| CUETO,JOHNNY       | PIT  | 8.48 |

| 94 Innings Pitched |      |      |
|--------------------|------|------|
| Name               | Team | OPP  |
| HAPP,J.A.          | STL  | .163 |
| ESTRADA,MARCO      | STL  | .179 |
| SYNDERGAARD,NOAH   | ATL  | .181 |
| MARTINEZ,CARLOS    | CIN  | .187 |
| KENNEDY,IAN        | SF   | .191 |

| 94 Innings Pitched |      |    |
|--------------------|------|----|
| Name               | Team | BB |
| ARRIETA,JAKE       | CIN  | 57 |
| MOORE,MATT         | PIT  | 54 |
| FINNEGAN,BRANDON   | STL  | 51 |
| BUMGARNER,MADISON  | CHI  | 46 |
| HAMELS,COLE        | LA   | 43 |

| 94 Innings Pitched |      |     |
|--------------------|------|-----|
| Name               | Team | SO  |
| BUMGARNER,MADISON  | CHI  | 163 |
| SCHERZER,MAX       | CHI  | 146 |
| CUETO,JOHNNY       | PIT  | 145 |
| SYNDERGAARD,NOAH   | ATL  | 144 |
| HAPP,J.A.          | STL  | 140 |

| Name            | Team | W  |
|-----------------|------|----|
| HAPP,J.A.       | STL  | 12 |
| MARTINEZ,CARLOS | CIN  | 11 |
| SCHERZER,MAX    | CHI  | 10 |
| FERNANDEZ,JOSE  | STL  | 9  |
| MOORE,MATT      | PIT  | 9  |
| ARRIETA,JAKE    | CIN  | 9  |
| SANTANA,ERVIN   | NYM  | 9  |

| Name                | Team | L  |
|---------------------|------|----|
| MILEY,WADE          | SF   | 10 |
| RAY,ROBBIE          | SF   | 10 |
| DICKEY,R.A.         | MIL  | 9  |
| FRIEDRICH,CHRISTIAN | PHI  | 9  |
| WACHA,MICHAEL       | PHI  | 9  |

| Name             | Team | GM |
|------------------|------|----|
| MONTGOMERY,MIKE  | NYM  | 41 |
| SHIELDS,JAMES    | PHI  | 39 |
| REED,ADDISON     | WAS  | 38 |
| MILLER,ANDREW    | NYM  | 37 |
| WORLEY,VANCE     | SF   | 35 |
| BARRACLOUGH,KYLE | SD   | 35 |

| Name              | Team | IP    |
|-------------------|------|-------|
| BUMGARNER,MADISON | CHI  | 140.2 |
| KENNEDY,IAN       | SF   | 132.1 |
| CUETO,JOHNNY      | PIT  | 131.2 |
| HAPP,J.A.         | STL  | 131.1 |
| SCHERZER,MAX      | CHI  | 130.0 |

| 94 Innings Pitched |      |      |
|--------------------|------|------|
| Name               | Team | K/BB |
| HENDRICKS,KYLE     | WAS  | 6.84 |
| SYNDERGAARD,NOAH   | ATL  | 5.76 |
| GREINKE,ZACK       | LA   | 5.65 |
| FERNANDEZ,JOSE     | STL  | 5.35 |
| CUETO,JOHNNY       | PIT  | 5.18 |

| Name           | Team | CG |
|----------------|------|----|
| COLON,BARTOLO  | NYM  | 4  |
| KENNEDY,IAN    | SF   | 4  |
| FERNANDEZ,JOSE | STL  | 4  |
| SCHERZER,MAX   | CHI  | 3  |
| HAPP,J.A.      | STL  | 3  |
| KEUCHEL,DALLAS | ATL  | 3  |
| MATZ,STEVEN    | WAS  | 3  |
| CUETO,JOHNNY   | PIT  | 3  |

| Name              | Team | SHO |
|-------------------|------|-----|
| FERNANDEZ,JOSE    | STL  | 4   |
| KENNEDY,IAN       | SF   | 3   |
| COLON,BARTOLO     | NYM  | 3   |
| MATZ,STEVEN       | WAS  | 2   |
| SANTANA,ERVIN     | NYM  | 2   |
| MAEDA,KENTA       | NYM  | 2   |
| CUETO,JOHNNY      | PIT  | 2   |
| LIRIANO,FRANCISCO | WAS  | 2   |
| STRASBURG,STEPHEN | SD   | 2   |
| MOORE,MATT        | PIT  | 2   |
| KEUCHEL,DALLAS    | ATL  | 2   |
| ARRIETA,JAKE      | CIN  | 2   |
| LESTER,JON        | NYM  | 2   |

| Name            | Team | SV |
|-----------------|------|----|
| MILLER,ANDREW   | NYM  | 33 |
| ZIEGLER,BRAD    | WAS  | 25 |
| JEFFRESS,JEREMY | SD   | 24 |
| JANSEN,KENLEY   | CIN  | 23 |
| MELANCON,MARK   | STL  | 23 |

**2017 Delaware Valley APBA League  
ATLANTA BRAVES**

| Name               | AVG  | OBA  | SLG  | TotAvg | GM | AB   | R   | H   | RBI | 2B  | 3B | HR  | BB  | SO  | SB | DP | GS  | Start | PA  |
|--------------------|------|------|------|--------|----|------|-----|-----|-----|-----|----|-----|-----|-----|----|----|-----|-------|-----|
|                    |      |      |      |        |    |      |     |     |     |     |    |     |     |     |    |    |     | Lim   | Lim |
| MAYBIN,CAMERON     | .350 | .407 | .513 | .981   | 76 | 240  | 44  | 84  | 43  | 11  | 5  | 6   | 23  | 60  | 11 | 4  | 55  | 55    |     |
| SOLARTE,YANGERVIS  | .301 | .338 | .524 | .823   | 74 | 246  | 36  | 74  | 37  | 23  | 1  | 10  | 14  | 47  | 1  | 3  | 59  | 62    |     |
| VILLAR,JONATHAN    | .267 | .342 | .452 | .893   | 94 | 389  | 78  | 104 | 46  | 26  | 5  | 12  | 44  | 112 | 38 | 4  | 93  | 94    |     |
| GARCIA,GREG        | .252 | .341 | .320 | .607   | 56 | 147  | 21  | 37  | 14  | 7   |    | 1   | 20  | 36  | 1  | 2  | 36  | 36    |     |
| RAMIREZ,HANLEY     | .250 | .300 | .500 | .756   | 65 | 56   | 6   | 14  | 11  | 2   |    | 4   | 4   | 12  | 2  | 3  | 2   | 87    |     |
| INCIARTE,ENDER     | .242 | .301 | .315 | .562   | 89 | 343  | 37  | 83  | 35  | 16  | 3  | 1   | 29  | 51  | 12 | 5  | 81  | 81    |     |
| UPTON,JUSTIN       | .237 | .290 | .434 | .684   | 90 | 350  | 44  | 83  | 48  | 21  |    | 16  | 26  | 122 | 8  | 5  | 88  | 89    |     |
| GREGORIUS,DIDI     | .237 | .264 | .408 | .583   | 91 | 355  | 48  | 84  | 39  | 11  | 1  | 16  | 13  | 78  | 3  | 5  | 89  | 89    |     |
| ENCARNACION,EDWIN  | .220 | .312 | .513 | .789   | 94 | 359  | 50  | 79  | 83  | 18  |    | 29  | 48  | 94  |    | 14 | 94  | 94    |     |
| NAVARRO,DIONER     | .209 | .278 | .296 | .489   | 42 | 115  | 7   | 24  | 19  | 7   |    | 1   | 11  | 35  |    | 1  | 37  | 47    |     |
| CERVELLI,FRANCISCO | .191 | .279 | .235 | .441   | 77 | 204  | 23  | 39  | 18  | 6   |    | 1   | 25  | 43  | 2  | 5  | 57  | 55    |     |
| JAY,JON            | .188 | .263 | .290 | .474   | 63 | 186  | 15  | 35  | 15  | 13  |    | 2   | 19  | 51  | 1  | 5  | 52  | 52    |     |
| HEADLEY,CHASE      | .182 | .250 | .182 | .333   | 3  | 11   |     | 2   |     |     |    |     | 1   | 5   |    |    | 3   | 74    |     |
| PITCHERS-ATL       | .121 | .193 | .179 | .297   | 94 | 190  | 18  | 23  | 10  | 5   |    | 2   | 17  | 83  |    | 5  | 93  |       |     |
| ROJAS,MIGUEL       | .118 | .211 | .176 | .333   | 27 | 17   | 2   | 2   | 2   | 1   |    |     | 2   |     |    |    | 2   | 30    |     |
| JOYCE,MATTHEW      | .111 | .262 | .222 | .469   | 45 | 54   | 6   | 6   | 2   | 3   |    | 1   | 11  | 23  |    | 1  | 6   | 41    |     |
| ALONSO,YONDER      | .000 | .000 | .000 | .000   | 4  | 3    |     |     | 1   |     |    |     |     |     |    |    |     | 90    |     |
|                    | .237 | .302 | .392 | .652   |    | 3265 | 435 | 773 | 423 | 170 | 15 | 102 | 307 | 852 | 79 | 62 | 847 |       |     |

| NAME             | ERA  | GM | W  | L  | PCT   | IP    | H   | R   | ER  | BB  | SO  | GS | CG | SHO | SV | Start | IP  |
|------------------|------|----|----|----|-------|-------|-----|-----|-----|-----|-----|----|----|-----|----|-------|-----|
|                  |      |    |    |    |       |       |     |     |     |     |     |    |    |     |    | Lim   | Lim |
| WHEELER,ZACH     | 0.00 |    |    |    | .000  | 0.0   |     |     |     |     |     |    |    |     |    |       |     |
| URIAS,JULIO      | 2.59 | 9  | 3  | 2  | .600  | 48.2  | 39  | 15  | 14  | 22  | 54  | 9  |    |     |    | 9     | 45  |
| SYNDERGAARD,NOAH | 2.83 | 17 | 5  | 6  | .455  | 114.1 | 76  | 40  | 36  | 25  | 144 | 17 | 2  | 1   |    | 17    |     |
| WITHROW,CHRIS    | 2.84 | 11 | 1  |    | 1.000 | 12.2  | 11  | 4   | 4   | 1   | 13  |    |    |     |    |       | 22  |
| GARZA,MATT       | 3.00 | 11 | 3  | 2  | .600  | 69.0  | 61  | 25  | 23  | 18  | 52  | 11 |    |     |    | 11    | 59  |
| HAND,BRAD        | 3.59 | 31 | 2  | 5  | .286  | 47.2  | 34  | 21  | 19  | 17  | 56  |    |    |     |    |       | 52  |
| CHAPMAN,AROLDIS  | 3.98 | 27 | 2  | 4  | .333  | 31.2  | 22  | 14  | 14  | 13  | 43  |    |    |     | 17 |       | 34  |
| LEAKE,MIKE       | 4.04 | 17 | 7  | 5  | .583  | 104.2 | 114 | 50  | 47  | 18  | 65  | 17 | 1  |     |    | 17    | 102 |
| STRAILY,DAN      | 4.09 | 18 | 4  | 5  | .444  | 114.1 | 106 | 55  | 52  | 34  | 96  | 18 | 2  | 1   |    | 18    | 111 |
| PETIT,YUSMEIRO   | 4.29 | 16 | 1  |    | 1.000 | 21.0  | 26  | 10  | 10  | 5   | 18  |    |    |     |    | 1     | 36  |
| LIBERATORE,ADAM  | 4.34 | 19 | 1  | 1  | .500  | 18.2  | 17  | 9   | 9   | 12  | 22  |    |    |     | 1  |       | 25  |
| KEUCHEL,DALLAS   | 4.69 | 15 | 6  | 5  | .545  | 94.0  | 105 | 51  | 49  | 28  | 79  | 15 | 3  | 2   |    | 15    | 97  |
| NICASIO,JUAN     | 4.91 | 8  | 2  | 1  | .667  | 22.0  | 21  | 13  | 12  | 7   | 21  | 2  | 1  |     |    | 7     | 68  |
| CERVENKA,HUNTER  | 5.17 | 11 |    | 1  | .000  | 15.2  | 15  | 11  | 9   | 4   | 16  |    |    |     |    |       | 25  |
| BLEVINS,JERRY    | 5.19 | 15 | 1  | 2  | .333  | 17.1  | 19  | 15  | 10  | 10  | 21  |    |    |     |    |       | 24  |
| LUGO,SETH        | 5.23 | 5  | 1  | 2  | .333  | 32.2  | 36  | 19  | 19  | 10  | 21  | 5  |    |     |    | 5     | 37  |
| NERIS,HECTOR     | 5.30 | 34 | 2  | 6  | .250  | 35.2  | 32  | 23  | 21  | 12  | 35  |    |    |     |    |       | 47  |
| RAMOS,A.J.       | 5.68 | 28 | 2  | 4  | .333  | 31.2  | 24  | 22  | 20  | 20  | 28  |    |    |     | 2  |       | 37  |
| LOCKE,JEFF       | 7.18 | 23 |    |    | .000  | 31.1  | 32  | 27  | 25  | 17  | 21  |    |    |     | 1  | 11    | 74  |
|                  | 4.10 | 94 | 43 | 51 | .457  | 863.0 | 790 | 424 | 393 | 273 | 805 | 94 | 9  | 4   | 21 |       |     |



**2017 Delaware Valley APBA League  
CHICAGO CUBS**

| Name              | AVG  | OBA  | SLG  | TotAvg | GM | AB   | R   | H   | RBI | 2B  | 3B | HR | BB  | SO  | SB | DP | GS  | Start | PA  |
|-------------------|------|------|------|--------|----|------|-----|-----|-----|-----|----|----|-----|-----|----|----|-----|-------|-----|
|                   |      |      |      |        |    |      |     |     |     |     |    |    |     |     |    |    |     | Lim   | Lim |
| BELTRAN,CARLOS    | .318 | .350 | .554 | .844   | 91 | 359  | 52  | 114 | 67  | 28  |    | 19 | 18  | 67  |    | 12 | 88  | 88    |     |
| RIZZO,ANTHONY     | .301 | .397 | .558 | 1.004  | 94 | 369  | 75  | 111 | 84  | 33  | 1  | 20 | 59  | 86  | 4  | 10 | 94  | 94    |     |
| HERNANDEZ,CESAR   | .293 | .367 | .376 | .719   | 88 | 351  | 66  | 103 | 39  | 4   | 8  | 3  | 41  | 74  | 9  | 5  | 84  | 90    |     |
| NUNEZ,EDUARDO     | .288 | .319 | .445 | .797   | 91 | 344  | 55  | 99  | 45  | 16  | 1  | 12 | 16  | 68  | 27 | 1  | 83  | 83    |     |
| BARNHART,TUCKER   | .274 | .327 | .437 | .697   | 56 | 190  | 29  | 52  | 26  | 13  |    | 6  | 15  | 41  | 1  | 4  | 54  | 59    |     |
| DESMOND,IAN       | .273 | .312 | .388 | .637   | 93 | 392  | 48  | 107 | 51  | 28  | 1  | 5  | 22  | 88  | 12 | 7  | 91  | 94    |     |
| DIETRICH,DEREK    | .258 | .366 | .384 | .734   | 73 | 229  | 44  | 59  | 27  | 9   | 4  | 4  | 39  | 48  |    | 3  | 58  | 58    |     |
| AOKI,NORI         | .252 | .343 | .390 | .716   | 68 | 123  | 17  | 31  | 19  | 11  |    | 2  | 17  | 13  | 3  | 3  | 27  | 65    |     |
| CONTRERAS,WILLSON | .209 | .251 | .390 | .563   | 60 | 177  | 19  | 37  | 29  | 9   | 1  | 7  | 10  | 53  | 2  | 4  | 40  | 40    |     |
| FREESE,DAVID      | .201 | .279 | .324 | .536   | 50 | 139  | 13  | 28  | 17  | 8   |    | 3  | 15  | 44  |    | 1  | 36  | 69    |     |
| CESPEDES,YOENIS   | .196 | .266 | .367 | .565   | 90 | 316  | 38  | 62  | 50  | 15  |    | 13 | 30  | 103 | 1  | 6  | 76  | 76    |     |
| PANIK,JOE         | .184 | .259 | .367 | .575   | 31 | 49   | 6   | 9   | 4   | 4   | 1  | 1  | 5   | 9   |    |    | 12  | 74    |     |
| WERTH,JAYSON      | .172 | .250 | .345 | .560   | 35 | 29   | 4   | 5   | 1   | 2   |    | 1  | 3   | 11  | 1  | 1  | 1   | 85    |     |
| PITCHERS-CHI      | .139 | .167 | .172 | .233   | 83 | 180  | 11  | 25  | 12  | 3   |    | 1  | 6   | 65  |    | 4  | 83  |       |     |
| ESPINOSA,DANNY    | .100 | .196 | .100 | .261   | 27 | 50   | 4   | 5   | 3   |     |    |    | 6   | 17  | 1  | 1  | 12  | 91    |     |
| SANTANA,DOMINGO   | .000 | .000 | .000 | .000   | 1  | 4    |     |     |     |     |    |    |     | 2   |    |    | 1   | 39    |     |
| PUIG,YASIEL       | .000 | .000 | .000 | .000   |    |      |     |     |     |     |    |    |     |     |    |    |     | 52    |     |
| SARDINAS,LUIS     | .000 | .000 | .000 | .000   |    |      |     |     |     |     |    |    |     |     |    |    |     | 28    |     |
|                   | .257 | .319 | .410 | .683   |    | 3301 | 481 | 847 | 474 | 183 | 17 | 97 | 302 | 789 | 61 | 62 | 840 |       |     |

| NAME                | ERA  | GM | W  | L  | PCT   | IP    | H   | R   | ER  | BB  | SO  | GS | CG | SHO | SV | Start | IP  |
|---------------------|------|----|----|----|-------|-------|-----|-----|-----|-----|-----|----|----|-----|----|-------|-----|
|                     |      |    |    |    |       |       |     |     |     |     |     |    |    |     |    | Lim   | Lim |
| JUNGMANN,TAYLOR     | 0.00 |    |    |    | .000  | 0.0   |     |     |     |     |     |    |    |     |    | 3     | 15  |
| MILLER,SHELBY       | 0.00 |    |    |    | .000  | 0.0   |     |     |     |     |     |    |    |     |    | 12    | 59  |
| KNEBEL,COREY        | 0.00 |    |    |    | .000  | 0.0   |     |     |     |     |     |    |    |     |    |       |     |
| CABRERA,MAURICIO    | 2.05 | 13 | 3  |    | 1.000 | 22.0  | 8   | 6   | 5   | 12  | 24  |    |    |     |    |       | 22  |
| RODRIGUEZ,FRANCISCO | 3.18 | 20 |    | 2  | .000  | 34.0  | 20  | 14  | 12  | 18  | 24  |    |    |     | 3  |       | 34  |
| TREINEN,BLAKE       | 3.23 | 27 | 3  | 2  | .600  | 39.0  | 23  | 15  | 14  | 15  | 35  |    |    |     |    |       | 39  |
| DYSON,SAM           | 3.34 | 23 | 1  | 2  | .333  | 35.0  | 26  | 14  | 13  | 9   | 29  |    |    |     | 13 |       | 41  |
| JENNINGS,DAN        | 3.34 | 20 | 3  | 2  | .600  | 35.0  | 22  | 15  | 13  | 21  | 29  |    |    |     |    |       | 35  |
| GUERRA,JUNIOR       | 3.54 | 12 | 6  | 5  | .545  | 76.1  | 56  | 32  | 30  | 30  | 76  | 12 | 1  | 1   |    | 12    |     |
| BUMGARNER,MADISON   | 3.84 | 20 | 7  | 6  | .538  | 140.2 | 112 | 62  | 60  | 46  | 163 | 20 | 1  | 1   |    | 20    |     |
| WAINWRIGHT,ADAM     | 3.84 | 12 | 3  | 4  | .429  | 72.2  | 72  | 43  | 31  | 30  | 53  | 12 | 2  | 1   |    | 19    | 115 |
| DEGROM,JACOB        | 3.86 | 14 | 7  | 6  | .538  | 91.0  | 74  | 40  | 39  | 26  | 87  | 14 | 1  | 1   |    | 14    |     |
| SCHERZER,MAX        | 4.22 | 20 | 10 | 4  | .714  | 130.0 | 99  | 67  | 61  | 36  | 146 | 20 | 3  | 1   |    | 20    |     |
| DAVIES,ZACH         | 4.28 | 16 | 5  | 3  | .625  | 90.1  | 91  | 46  | 43  | 31  | 86  | 16 |    |     |    | 16    | 95  |
| GREGERSON,LUKE      | 4.36 | 20 | 1  | 4  | .200  | 33.0  | 25  | 16  | 16  | 18  | 39  |    |    |     |    |       | 33  |
| MARINEZ,JHAN        | 4.98 | 14 |    |    | .000  | 21.2  | 18  | 12  | 12  | 12  | 11  |    |    |     |    |       | 36  |
| SOLIS,SAMMY         | 6.00 | 17 | 2  | 2  | .500  | 24.0  | 22  | 16  | 16  | 14  | 24  |    |    |     |    |       | 24  |
| DIEKMAN,JAKE        | 7.16 | 11 |    | 1  | .000  | 16.1  | 14  | 13  | 13  | 11  | 18  |    |    |     |    |       | 31  |
|                     | 3.95 | 94 | 51 | 43 | .543  | 861.0 | 682 | 411 | 378 | 329 | 844 | 94 | 8  | 5   | 16 |       |     |

**2017 Delaware Valley APBA League  
CINCINNATI REDS**

| Name            | AVG  | OBA  | SLG  | TotAvg | GM | AB   | R   | H   | RBI | 2B  | 3B | HR  | BB  | SO  | SB | DP | GS  | Start | PA  |
|-----------------|------|------|------|--------|----|------|-----|-----|-----|-----|----|-----|-----|-----|----|----|-----|-------|-----|
|                 |      |      |      |        |    |      |     |     |     |     |    |     |     |     |    |    |     | Lim   | Lim |
| RIVERA,T.J.     | .348 | .375 | .543 | .871   | 41 | 46   | 6   | 16  | 11  | 3   |    | 2   | 2   | 5   |    | 1  | 3   | 16    |     |
| MURPHY,DANIEL   | .336 | .370 | .602 | .991   | 90 | 339  | 56  | 114 | 74  | 31  | 1  | 19  | 18  | 53  | 6  | 5  | 80  | 81    |     |
| CARPENTER,MATT  | .297 | .386 | .523 | .949   | 75 | 111  | 23  | 33  | 23  | 9   | 2  | 4   | 16  | 27  |    |    | 16  | 79    |     |
| LUCROY,JONATHAN | .288 | .339 | .463 | .755   | 80 | 285  | 32  | 82  | 38  | 15  | 1  | 11  | 22  | 60  | 3  | 5  | 76  | 76    |     |
| BRAUN,RYAN      | .279 | .334 | .523 | .864   | 90 | 323  | 53  | 90  | 69  | 23  | 1  | 18  | 27  | 70  | 8  | 3  | 79  | 79    |     |
| MARTE,STARLING  | .277 | .300 | .432 | .775   | 88 | 329  | 54  | 91  | 45  | 20  | 5  | 7   | 11  | 81  | 33 | 2  | 74  | 74    |     |
| VOTTO,JOEY      | .276 | .374 | .464 | .869   | 94 | 366  | 77  | 101 | 61  | 22  | 1  | 15  | 57  | 97  | 6  | 3  | 94  | 94    |     |
| ARCIA,ORLANDO   | .265 | .344 | .398 | .758   | 30 | 83   | 12  | 22  | 8   | 4   | 2  | 1   | 10  | 27  | 4  | 1  | 30  | 30    |     |
| RENDON,ANTHONY  | .259 | .329 | .503 | .814   | 94 | 352  | 53  | 91  | 72  | 35  |    | 17  | 37  | 83  | 1  | 3  | 91  | 91    |     |
| HERRMANN,CHRIS  | .252 | .312 | .391 | .667   | 48 | 115  | 18  | 29  | 17  | 2   | 1  | 4   | 10  | 33  | 3  | 1  | 23  | 23    |     |
| TAYLOR,MICHAEL  | .250 | .344 | .357 | .857   | 41 | 28   | 4   | 7   | 1   | 3   |    |     | 4   | 9   | 4  |    | 5   | 33    |     |
| BAEZ,JAVIER     | .227 | .258 | .339 | .521   | 91 | 242  | 28  | 55  | 22  | 6   |    | 7   | 10  | 66  | 7  | 3  | 62  | 63    |     |
| BROXTON,KEON    | .222 | .293 | .487 | .911   | 64 | 158  | 32  | 35  | 25  | 8   | 2  | 10  | 16  | 63  | 20 | 1  | 34  | 34    |     |
| ZOBRIST,BEN     | .203 | .314 | .308 | .583   | 94 | 364  | 61  | 74  | 36  | 22  | 2  | 4   | 59  | 74  | 4  | 10 | 88  | 88    |     |
| PITCHERS-CIN    | .173 | .182 | .216 | .273   | 94 | 185  | 17  | 32  | 8   | 8   |    |     | 2   | 85  |    | 1  | 94  |       |     |
| AHMED,NICK      | .000 | .000 | .000 | .000   | 2  | 4    |     |     |     |     |    |     |     | 2   |    |    | 1   | 43    |     |
| HEYWARD,JASON   | .000 | .000 | .000 | .000   | 2  | 1    |     |     |     |     |    |     |     |     |    |    |     | 83    |     |
| MARTIN,RUSSELL  | .000 | .000 | .000 | .000   |    |      |     |     |     |     |    |     |     |     |    |    |     | 75    |     |
|                 | .262 | .323 | .443 | .751   |    | 3331 | 526 | 872 | 510 | 211 | 18 | 119 | 301 | 835 | 99 | 39 | 850 |       |     |

| NAME              | ERA  | GM | W  | L  | PCT   | IP    | H   | R   | ER  | BB  | SO  | GS | CG | SHO | SV | Start | IP  |
|-------------------|------|----|----|----|-------|-------|-----|-----|-----|-----|-----|----|----|-----|----|-------|-----|
|                   |      |    |    |    |       |       |     |     |     |     |     |    |    |     |    | Lim   | Lim |
| VIZCAINO,ARODYS   | 0.00 |    |    |    | .000  | 0.0   |     |     |     |     |     |    |    |     |    |       | 22  |
| REED,CODY         | 0.00 |    |    |    | .000  | 0.0   |     |     |     |     |     |    |    |     |    | 6     | 28  |
| OH,SEUNG-HWAN     | 1.81 | 31 | 5  | 3  | .625  | 44.2  | 21  | 9   | 9   | 13  | 57  |    |    |     | 6  | 46    |     |
| JANSEN,KENLEY     | 2.15 | 31 | 3  | 1  | .750  | 37.2  | 21  | 11  | 9   |     | 65  |    |    |     | 23 | 40    |     |
| SIEGRIST,KEVIN    | 2.20 | 27 | 2  |    | 1.000 | 32.2  | 17  | 8   | 8   | 8   | 33  |    |    |     |    | 36    |     |
| STROP,PEDRO       | 3.38 | 19 | 1  | 1  | .500  | 24.0  | 9   | 9   | 9   | 12  | 27  |    |    |     |    | 27    |     |
| MARTINEZ,CARLOS   | 3.43 | 18 | 11 | 6  | .647  | 120.2 | 83  | 48  | 46  | 40  | 106 | 18 |    |     |    | 18    |     |
| RICHARD,CLAYTON   | 3.62 | 9  | 3  | 1  | .750  | 37.1  | 32  | 15  | 15  | 11  | 20  | 5  |    |     |    | 5     | 39  |
| EDWARDS,CARL      | 3.65 | 9  |    |    | .000  | 12.1  | 10  | 6   | 5   | 11  | 16  |    |    |     |    |       | 21  |
| HILL,RICH         | 3.66 | 12 | 6  | 4  | .600  | 66.1  | 41  | 30  | 27  | 30  | 90  | 12 |    |     |    | 12    |     |
| COLE,GERRIT       | 3.93 | 12 | 5  | 3  | .625  | 71.0  | 70  | 31  | 31  | 20  | 64  | 12 | 1  | 1   |    | 12    | 67  |
| ARRIETA,JAKE      | 4.15 | 18 | 9  | 4  | .692  | 115.0 | 84  | 55  | 53  | 57  | 135 | 18 | 2  | 2   |    | 18    |     |
| BLANTON,JOE       | 5.06 | 31 | 3  | 3  | .500  | 42.2  | 33  | 24  | 24  | 17  | 49  |    |    |     | 1  | 46    |     |
| PERALTA,WILY      | 5.13 | 12 | 3  | 2  | .600  | 66.2  | 72  | 39  | 38  | 23  | 45  | 12 |    |     |    | 13    | 74  |
| TEHERAN,JULIO     | 5.33 | 17 | 5  | 5  | .500  | 99.2  | 109 | 60  | 59  | 20  | 96  | 17 |    |     |    | 17    |     |
| FELIZ,NEFTALI     | 5.63 | 21 |    |    | .000  | 24.0  | 18  | 15  | 15  | 9   | 24  |    |    |     |    |       | 31  |
| STRICKLAND,HUNTER | 6.46 | 31 | 3  |    | 1.000 | 30.2  | 33  | 23  | 22  | 8   | 28  |    |    |     |    |       | 35  |
| LORENZEN,MICHAEL  | 8.75 | 25 | 1  | 1  | .500  | 23.2  | 30  | 23  | 23  | 8   | 23  |    |    |     |    |       | 29  |
|                   | 4.17 | 94 | 60 | 34 | .638  | 849.0 | 683 | 406 | 393 | 287 | 878 | 94 | 3  | 3   | 30 |       |     |

**2017 Delaware Valley APBA League  
LOS ANGELES DODGERS**

| Name             | AVG  | OBA  | SLG  | TotAvg | GM | AB   | R   | H   | RBI | 2B  | 3B | HR | BB  | SO  | SB | DP | GS  | Start | PA  |
|------------------|------|------|------|--------|----|------|-----|-----|-----|-----|----|----|-----|-----|----|----|-----|-------|-----|
|                  |      |      |      |        |    |      |     |     |     |     |    |    |     |     |    |    |     | Lim   | Lim |
| FRAZIER,ADAM     | .314 | .373 | .431 | .789   | 78 | 137  | 23  | 43  | 17  | 8   | 1  | 2  | 13  | 28  | 3  | 1  | 22  | 22    |     |
| SWANSON,DANSBY   | .273 | .338 | .417 | .722   | 83 | 132  | 22  | 36  | 8   | 8   | 1  | 3  | 13  | 37  | 2  | 1  | 20  | 20    |     |
| PARRA,GERARDO    | .266 | .310 | .376 | .634   | 56 | 109  | 11  | 29  | 11  | 9   |    | 1  | 7   | 22  | 4  | 2  | 40  | 53    |     |
| YELICH,CHRISTIAN | .258 | .338 | .429 | .745   | 93 | 357  | 47  | 92  | 47  | 25  | 3  | 10 | 43  | 87  | 3  | 2  | 91  | 92    |     |
| GATTIS,EVAN      | .255 | .310 | .510 | .770   | 90 | 290  | 34  | 74  | 53  | 20  |    | 18 | 23  | 81  |    | 6  | 70  | 70    |     |
| FLORES,WILMER    | .255 | .310 | .460 | .697   | 80 | 200  | 19  | 51  | 36  | 14  | 3  | 7  | 16  | 38  |    | 6  | 47  | 47    |     |
| SZCZUR,MATT      | .253 | .299 | .374 | .594   | 45 | 91   | 15  | 23  | 7   | 6   | 1  | 1  | 6   | 29  | 1  | 1  | 28  | 28    |     |
| JOSEPH,TOMMY     | .246 | .285 | .458 | .654   | 68 | 203  | 20  | 50  | 30  | 13  |    | 10 | 11  | 47  |    | 6  | 49  | 49    |     |
| ALMORA,ALBERT    | .244 | .286 | .453 | .657   | 45 | 86   | 15  | 21  | 18  | 6   |    | 4  | 5   | 18  |    | 2  | 16  | 16    |     |
| SUAREZ,EUGENIO   | .240 | .301 | .378 | .613   | 71 | 217  | 25  | 52  | 16  | 8   | 2  | 6  | 19  | 64  | 2  | 3  | 63  | 92    |     |
| ADAMS,MATT       | .236 | .311 | .477 | .756   | 66 | 174  | 24  | 41  | 18  | 12  |    | 10 | 19  | 46  |    | 2  | 45  | 46    |     |
| OWINGS,CHRIS     | .215 | .250 | .316 | .464   | 79 | 256  | 21  | 55  | 14  | 17  |    | 3  | 12  | 66  | 3  | 6  | 65  | 65    |     |
| HARPER,BRYCE     | .213 | .306 | .370 | .681   | 93 | 343  | 48  | 73  | 34  | 18  |    | 12 | 46  | 72  | 15 | 6  | 88  | 88    |     |
| FRANCO,MAIKEL    | .170 | .209 | .316 | .436   | 90 | 323  | 25  | 55  | 22  | 15  | 1  | 10 | 16  | 79  | 1  | 5  | 88  | 88    |     |
| NORRIS,DEREK     | .125 | .176 | .219 | .333   | 30 | 64   | 3   | 8   | 4   |     |    | 2  | 4   | 33  | 1  | 1  | 25  | 64    |     |
| PITCHERS-LA      | .103 | .129 | .115 | .167   | 94 | 165  | 6   | 17  | 10  | 2   |    |    | 5   | 56  | 1  | 2  | 94  |       |     |
|                  | .229 | .287 | .388 | .612   |    | 3147 | 358 | 720 | 345 | 181 | 12 | 99 | 258 | 803 | 36 | 52 | 851 |       |     |

| NAME             | ERA  | GM | W  | L  | PCT  | IP    | H   | R   | ER  | BB  | SO  | GS | CG | SHO | SV | Start | IP  |
|------------------|------|----|----|----|------|-------|-----|-----|-----|-----|-----|----|----|-----|----|-------|-----|
|                  |      |    |    |    |      |       |     |     |     |     |     |    |    |     |    | Lim   | Lim |
| BLAIR,AARON      | 0.00 |    |    |    | .000 | 0.0   |     |     |     |     |     |    |    |     |    | 9     | 41  |
| LYNN,LANCE       | 0.00 |    |    |    | .000 | 0.0   |     |     |     |     |     |    |    |     |    |       |     |
| LAW,DEREK        | 2.25 | 30 | 3  | 2  | .600 | 32.0  | 23  | 8   | 8   | 3   | 21  |    |    |     | 1  |       | 32  |
| DUKE,ZACH        | 2.41 | 27 | 4  | 4  | .500 | 33.2  | 22  | 10  | 9   | 16  | 34  |    |    |     |    |       | 35  |
| WITTGREN,NICK    | 3.00 | 20 | 2  | 2  | .500 | 30.0  | 30  | 10  | 10  | 7   | 20  |    |    |     |    |       | 30  |
| KERSHAW,CLAYTON  | 3.08 | 12 | 3  | 7  | .300 | 87.2  | 53  | 31  | 30  | 5   | 112 | 12 | 2  | 1   |    | 12    |     |
| HUGHES,JARED     | 3.28 | 16 |    | 1  | .000 | 24.2  | 20  | 14  | 9   | 6   | 13  |    |    |     |    |       | 34  |
| CISHEK,STEVE     | 3.57 | 27 | 1  | 4  | .200 | 35.1  | 24  | 16  | 14  | 17  | 36  |    |    |     | 15 |       | 37  |
| GREINKE,ZACK     | 4.08 | 15 | 5  | 4  | .556 | 97.0  | 101 | 51  | 44  | 17  | 96  | 15 | 2  | 1   |    | 15    | 92  |
| EFLIN,ZACH       | 4.15 | 4  |    |    | .000 | 8.2   | 11  | 4   | 4   | 2   | 5   | 1  |    |     |    | 6     | 37  |
| BAEZ,PEDRO       | 4.19 | 25 | 1  | 1  | .500 | 43.0  | 32  | 24  | 20  | 9   | 57  |    |    |     |    |       | 43  |
| HAMELS,COLE      | 4.47 | 19 | 7  | 6  | .538 | 114.2 | 100 | 62  | 57  | 43  | 131 | 19 | 1  |     |    | 19    |     |
| NICOLINO,JUSTIN  | 4.57 | 8  | 3  | 4  | .429 | 43.1  | 49  | 25  | 22  | 11  | 27  | 8  |    |     |    | 8     | 46  |
| GILES,KEN        | 4.65 | 26 |    |    | .000 | 31.0  | 28  | 18  | 16  | 14  | 37  |    |    |     | 2  |       | 38  |
| NELSON,JIMMY     | 4.70 | 5  |    |    | .000 | 7.2   | 5   | 5   | 4   | 3   | 9   |    |    |     |    | 19    | 104 |
| KUHL,CHAD        | 4.74 | 8  | 4  | 3  | .571 | 38.0  | 41  | 21  | 20  | 14  | 39  | 8  |    |     |    | 8     | 41  |
| FOLTYNEWICZ,MIKE | 5.42 | 13 | 3  | 7  | .300 | 74.2  | 87  | 48  | 45  | 23  | 71  | 13 | 1  | 1   |    | 13    | 72  |
| NOLA,AARON       | 6.08 | 12 | 2  | 7  | .222 | 63.2  | 84  | 45  | 43  | 17  | 63  | 12 |    |     |    | 12    | 64  |
| RIVERO,FELIPE    | 6.75 | 26 |    |    | .000 | 38.2  | 58  | 38  | 29  | 18  | 48  |    |    |     | 1  |       | 45  |
| SKAGGS,TYLER     | 8.04 | 6  | 2  | 2  | .500 | 28.0  | 34  | 26  | 25  | 14  | 26  | 6  | 1  | 1   |    | 6     | 29  |
|                  | 4.43 | 94 | 40 | 54 | .426 | 831.2 | 802 | 456 | 409 | 239 | 845 | 94 | 7  | 4   | 19 |       |     |





**2017 Delaware Valley APBA League  
NEW YORK METS**

| Name             | AVG  | OBA  | SLG  | TotAvg | GM | AB   | R   | H   | RBI | 2B  | 3B | HR  | BB  | SO  | SB | DP | GS  | Start | PA  |
|------------------|------|------|------|--------|----|------|-----|-----|-----|-----|----|-----|-----|-----|----|----|-----|-------|-----|
|                  |      |      |      |        |    |      |     |     |     |     |    |     |     |     |    |    |     | Lim   | Lim |
| ALTUVE,JOSE      | .309 | .359 | .492 | .892   | 94 | 382  | 69  | 118 | 53  | 20  | 1  | 16  | 30  | 39  | 21 | 4  | 94  | 94    |     |
| PISCOTTY,STEPHEN | .288 | .326 | .512 | .775   | 91 | 326  | 49  | 94  | 57  | 15  | 2  | 18  | 18  | 71  | 1  | 8  | 86  | 91    |     |
| FREEMAN,FREDDIE  | .285 | .375 | .553 | .960   | 94 | 340  | 56  | 97  | 70  | 26  | 1  | 21  | 49  | 87  | 1  | 5  | 94  | 94    |     |
| TURNER,JUSTIN    | .282 | .331 | .526 | .829   | 88 | 333  | 44  | 94  | 55  | 28  | 1  | 17  | 24  | 63  |    | 1  | 88  | 88    |     |
| RODRIGUEZ,SEAN   | .273 | .359 | .555 | .937   | 40 | 128  | 29  | 35  | 20  | 6   |    | 10  | 17  | 36  | 1  | 2  | 31  | 48    |     |
| RAMOS,WILSON     | .270 | .307 | .418 | .638   | 82 | 285  | 33  | 77  | 31  | 10  | 1  | 10  | 15  | 51  |    | 2  | 73  | 73    |     |
| EATON,ADAM       | .267 | .311 | .415 | .676   | 93 | 405  | 64  | 108 | 38  | 27  | 6  | 7   | 26  | 87  | 8  | 2  | 94  | 94    |     |
| CRAWFORD,BRANDON | .265 | .310 | .439 | .686   | 91 | 321  | 38  | 85  | 33  | 19  | 8  | 7   | 21  | 58  | 4  | 6  | 90  | 90    |     |
| MYERS,WIL        | .240 | .284 | .407 | .656   | 70 | 275  | 39  | 66  | 27  | 13  |    | 11  | 17  | 71  | 8  |    | 65  | 94    |     |
| ROSS,DAVID       | .217 | .301 | .325 | .569   | 29 | 83   | 6   | 18  | 8   | 3   |    | 2   | 10  | 36  |    |    | 22  | 29    |     |
| ALVAREZ,PEDRO    | .204 | .246 | .463 | .636   | 54 | 54   | 8   | 11  | 9   | 2   |    | 4   | 3   | 19  |    | 1  | 2   | 53    |     |
| SMITH,SETH       | .200 | .294 | .200 | .417   | 19 | 15   | 5   | 3   |     |     |    |     | 2   | 6   |    |    |     | 61    |     |
| BRUCE,JAY        | .198 | .252 | .306 | .483   | 63 | 111  | 10  | 22  | 16  | 6   |    | 2   | 8   | 24  | 1  |    | 16  | 82    |     |
| PITCHERS-NYM     | .056 | .070 | .087 | .113   | 93 | 196  | 5   | 11  | 9   | 3   |    | 1   | 3   | 71  | 1  | 1  | 94  |       |     |
| D'ARNAUD,TRAVIS  | .000 | .333 | .000 | .500   | 3  | 2    |     |     |     |     |    |     | 1   |     |    |    |     | 39    |     |
| MESORACO,DEVIN   | .000 | .000 | .000 | .000   |    |      |     |     |     |     |    |     |     |     |    |    |     | 8     | 32  |
|                  | .258 | .309 | .441 | .704   |    | 3256 | 455 | 839 | 426 | 178 | 20 | 126 | 244 | 719 | 46 | 32 | 849 |       |     |

| NAME            | ERA  | GM | W  | L  | PCT   | IP    | H   | R   | ER  | BB  | SO  | GS | CG | SHO | SV | Start | IP  |
|-----------------|------|----|----|----|-------|-------|-----|-----|-----|-----|-----|----|----|-----|----|-------|-----|
|                 |      |    |    |    |       |       |     |     |     |     |     |    |    |     |    | Lim   | Lim |
| BAILEY,HOMER    | 0.00 |    |    |    | .000  | 0.0   |     |     |     |     |     |    |    |     |    |       |     |
| STOREN,DREW     | 0.00 |    |    |    | .000  | 0.0   |     |     |     |     |     |    |    |     |    |       | 30  |
| BRADLEY,ARCHIE  | 0.00 |    |    |    | .000  | 0.0   |     |     |     |     |     |    |    |     |    | 15    | 82  |
| ANDERSON,BRETT  | 0.00 |    |    |    | .000  | 0.0   |     |     |     |     |     |    |    |     |    |       |     |
| DELGADO,RANDALL | 0.00 |    |    |    | .000  | 0.0   |     |     |     |     |     |    |    |     |    |       | 44  |
| COSART,JARRED   | 0.00 |    |    |    | .000  | 0.0   |     |     |     |     |     |    |    |     |    | 8     | 33  |
| THORNBURG,TYLER | 1.56 | 33 | 4  | 1  | .800  | 34.2  | 16  | 6   | 6   | 12  | 34  |    |    |     | 1  |       | 39  |
| MILLER,ANDREW   | 1.86 | 37 | 2  | 1  | .667  | 38.2  | 18  | 9   | 8   | 4   | 64  |    |    |     | 33 |       | 43  |
| COLON,BARTOLO   | 1.99 | 19 | 8  | 5  | .615  | 122.0 | 96  | 27  | 27  | 22  | 76  | 19 | 4  | 3   |    | 19    |     |
| DUNN,MIKE       | 2.49 | 18 | 1  |    | 1.000 | 21.2  | 18  | 6   | 6   | 1   | 25  |    |    |     | 1  |       | 25  |
| SHAW,BRYAN      | 2.56 | 31 | 3  |    | 1.000 | 38.2  | 23  | 13  | 11  | 9   | 44  |    |    |     |    |       | 39  |
| MONTGOMERY,MIKE | 3.04 | 41 | 7  | 4  | .636  | 56.1  | 34  | 20  | 19  | 15  | 45  |    |    |     |    | 4     | 58  |
| BARRETT,JAKE    | 3.27 | 13 |    |    | .000  | 22.0  | 20  | 8   | 8   | 7   | 14  |    |    |     |    |       | 34  |
| LESTER,JON      | 3.39 | 19 | 8  | 3  | .727  | 119.1 | 88  | 45  | 45  | 34  | 133 | 19 | 2  | 2   |    | 19    |     |
| SANTANA,ERVIN   | 3.42 | 17 | 9  | 4  | .692  | 110.2 | 79  | 42  | 42  | 34  | 91  | 17 | 2  | 2   |    | 17    |     |
| GONZALEZ,GIO    | 3.52 | 10 | 2  | 4  | .333  | 53.2  | 48  | 21  | 21  | 18  | 42  | 10 | 1  | 1   |    | 19    | 103 |
| TAILLON,JAMESON | 3.57 | 10 | 4  | 2  | .667  | 58.0  | 51  | 23  | 23  | 9   | 44  | 10 |    |     |    | 10    | 60  |
| MAEDA,KENTA     | 4.47 | 19 | 8  | 6  | .571  | 106.2 | 104 | 53  | 53  | 41  | 110 | 19 | 2  | 2   |    | 19    |     |
| TORRES,CARLOS   | 4.99 | 33 | 6  | 2  | .750  | 48.2  | 40  | 27  | 27  | 18  | 45  |    |    |     |    |       | 48  |
| HUDSON,DANIEL   | 6.75 | 13 |    |    | .000  | 20.0  | 24  | 18  | 15  | 10  | 17  |    |    |     |    |       | 35  |
|                 | 3.29 | 94 | 62 | 32 | .660  | 851.0 | 659 | 318 | 311 | 234 | 784 | 94 | 11 | 10  | 35 |       |     |

## 2017 Delaware Valley APBA League PHILADELPHIA PHILLIES

| Name               | AVG  | OBA  | SLG  | TotAvg | GM   | AB   | R    | H    | RBI | 2B   | 3B  | HR  | BB  | SO  | SB | DP | GS  | Start | PA  |    |     |
|--------------------|------|------|------|--------|------|------|------|------|-----|------|-----|-----|-----|-----|----|----|-----|-------|-----|----|-----|
|                    |      |      |      |        |      |      |      |      |     |      |     |     |     |     |    |    |     | Lim   | Lim |    |     |
| HARRISON, JOSH     | .318 | .332 | .408 | .707   | 83   | 321  | 48   | 102  | 27  | 9    | 7   | 2   | 7   | 42  | 21 | 6  | 73  | 73    |     |    |     |
| CABRERA, ASDRUBAL  | .286 | .335 | .506 | .803   | 83   | 308  | 41   | 88   | 55  | 22   | 2   | 14  | 23  | 49  |    | 3  | 80  | 80    |     |    |     |
| HUNDLEY, NICK      | .284 | .376 | .528 | .937   | 72   | 176  | 18   | 50   | 34  | 11   | 1   | 10  | 26  | 41  |    | 1  | 44  | 44    |     |    |     |
| JANKOWSKI, TRAVIS  | .284 | .391 | .338 | .870   | 28   | 74   | 11   | 21   | 3   |      | 2   |     | 13  | 23  | 9  | 1  | 18  | 54    |     |    |     |
| REDDICK, JOSH      | .282 | .350 | .375 | .684   | 80   | 259  | 37   | 73   | 45  | 7    | 1   | 5   | 27  | 43  | 8  | 7  | 61  | 61    |     |    |     |
| BELL, JOSH         | .264 | .350 | .434 | .753   | 59   | 106  | 14   | 28   | 12  | 9    |     | 3   | 14  | 14  | 1  | 3  | 21  | 21    |     |    |     |
| ESCOBAR, YUNEL     | .250 | .312 | .330 | .546   | 82   | 324  | 33   | 81   | 23  | 17   |     | 3   | 29  | 46  |    | 6  | 79  | 79    |     |    |     |
| SMITH, MALLEX      | .235 | .316 | .346 | .756   | 60   | 153  | 27   | 36   | 14  | 4    | 2   | 3   | 18  | 44  | 19 | 2  | 30  | 30    |     |    |     |
| SUZUKI, KURT       | .231 | .268 | .301 | .444   | 52   | 156  | 11   | 36   | 13  | 8    |     | 1   | 8   | 27  |    | 4  | 50  | 52    |     |    |     |
| PEDERSON, JOC      | .225 | .320 | .558 | .899   | 79   | 249  | 48   | 56   | 48  | 20   | 3   | 19  | 35  | 81  | 4  | 5  | 67  | 67    |     |    |     |
| CARTER, CHRIS      | .225 | .341 | .439 | .767   | 64   | 187  | 21   | 42   | 30  | 10   |     | 10  | 33  | 59  |    | 5  | 57  | 93    |     |    |     |
| GOSSELIN, PHILIP   | .223 | .238 | .311 | .457   | 53   | 148  | 10   | 33   | 12  | 7    |     | 2   | 3   | 35  | 4  | 1  | 34  | 34    |     |    |     |
| TOMLINSON, KELBY   | .212 | .258 | .230 | .427   | 57   | 113  | 17   | 24   | 4   | 2    |     |     | 7   | 29  | 5  |    | 17  | 17    |     |    |     |
| JASO, JOHN         | .175 | .223 | .219 | .333   | 35   | 114  | 9    | 20   | 7   | 5    |     |     | 7   | 23  |    | 2  | 33  | 60    |     |    |     |
| GRANDERSON, CURTIS | .167 | .261 | .306 | .517   | 78   | 245  | 26   | 41   | 23  | 6    | 2   | 8   | 31  | 60  | 2  | 5  | 66  | 89    |     |    |     |
| SPAN, DENARD       | .111 | .184 | .133 | .284   | 30   | 90   | 8    | 10   | 2   | 2    |     |     | 8   | 24  | 3  | 1  | 25  | 89    |     |    |     |
| PITCHERS-PHI       | .093 | .111 | .152 | .189   | 94   | 204  | 10   | 19   | 11  | 3    |     | 3   | 4   | 93  |    |    | 94  |       |     |    |     |
| HEDGES, AUSTIN     | .000 | .000 | .000 | .000   |      |      |      |      |     |      |     |     |     |     |    |    |     | 4     | 15  |    |     |
|                    |      |      |      |        |      |      |      |      |     |      |     |     |     |     |    |    |     |       |     |    |     |
|                    |      |      |      |        | .236 | .299 | .369 | .619 |     | 3227 | 389 | 760 | 363 | 142 | 20 | 83 | 293 | 733   | 76  | 52 | 849 |

| NAME                 | ERA   | GM   | W  | L  | PCT  | IP   | H     | R   | ER  | BB  | SO  | GS  | CG | SHO | SV | Start | IP  |
|----------------------|-------|------|----|----|------|------|-------|-----|-----|-----|-----|-----|----|-----|----|-------|-----|
|                      |       |      |    |    |      |      |       |     |     |     |     |     |    |     |    | Lim   | Lim |
| URENA, JOSE          | 0.00  |      |    |    | .000 | 0.0  |       |     |     |     |     |     |    |     |    | 7     | 49  |
| KONTOS, GEORGE       | 1.47  | 24   | 4  | 1  | .800 | 30.2 | 18    | 5   | 5   | 9   | 27  |     |    |     | 7  |       | 31  |
| SCHUGEL, A.J.        | 3.00  | 23   | 2  | 1  | .667 | 30.0 | 27    | 11  | 10  | 10  | 33  |     |    |     |    |       | 30  |
| SALAS, FERNANDO      | 3.15  | 27   |    | 1  | .000 | 40.0 | 35    | 15  | 14  | 13  | 41  |     |    |     | 2  |       | 43  |
| MCGOWAN, DUSTIN      | 3.49  | 28   | 4  | 3  | .571 | 38.2 | 34    | 18  | 15  | 11  | 41  |     |    |     | 5  |       | 39  |
| NOVA, IVAN           | 4.35  | 15   | 3  | 8  | .273 | 91.0 | 108   | 57  | 44  | 17  | 60  | 15  | 1  |     |    | 15    | 94  |
| MAURER, BRANDON      | 4.50  | 23   | 3  | 2  | .600 | 38.0 | 43    | 21  | 19  | 9   | 51  |     |    |     | 5  |       | 40  |
| GARCIA, JAIME        | 4.58  | 17   | 4  | 7  | .364 | 96.1 | 94    | 58  | 49  | 38  | 100 | 17  | 1  | 1   |    | 17    | 100 |
| EOVALDI, NATHAN      | 4.61  | 12   | 5  | 5  | .500 | 70.1 | 66    | 38  | 36  | 29  | 51  | 12  |    |     |    | 12    | 72  |
| SUAREZ, ALBERT       | 4.86  | 7    | 3  | 3  | .500 | 37.0 | 45    | 26  | 20  | 12  | 32  | 7   | 1  |     |    | 7     | 49  |
| HOWELL, J.P.         | 5.25  | 21   |    |    | .000 | 24.0 | 27    | 14  | 14  | 6   | 16  |     |    |     | 1  |       | 29  |
| FRIEDRICH, CHRISTIAN | 5.58  | 13   | 1  | 9  | .100 | 79.0 | 95    | 51  | 49  | 29  | 59  | 13  | 1  |     |    | 13    | 75  |
| LATOS, MATT          | 5.98  | 7    | 2  | 2  | .500 | 40.2 | 44    | 33  | 27  | 14  | 32  | 7   | 2  |     |    |       |     |
| WACHA, MICHAEL       | 6.45  | 14   | 4  | 9  | .308 | 75.1 | 97    | 55  | 54  | 30  | 62  | 14  |    |     |    | 14    | 80  |
| SHIELDS, JAMES       | 6.47  | 39   |    |    | .000 | 80.2 | 91    | 63  | 58  | 36  | 62  |     |    |     |    | 19    | 105 |
| PERDOMO, LUIS        | 6.75  | 1    |    | 1  | .000 | 5.1  | 8     | 4   | 4   | 1   | 7   | 1   |    |     |    | 12    | 85  |
| ADLEMAN, TIM         | 7.75  | 8    | 2  | 5  | .286 | 38.1 | 55    | 38  | 33  | 20  | 25  | 8   |    |     |    | 8     | 40  |
| STRIPLING, ROSS      | 10.17 | 14   |    |    | .000 | 23.0 | 38    | 26  | 26  | 11  | 24  |     |    |     |    | 8     | 58  |
|                      |       |      |    |    |      |      |       |     |     |     |     |     |    |     |    |       |     |
|                      |       | 5.12 | 94 | 37 | 57   | .394 | 838.1 | 925 | 533 | 477 | 295 | 723 | 94 | 6   | 1  | 20    |     |

**2017 Delaware Valley APBA League  
PITTSBURGH PIRATES**

| Name             | AVG  | OBA  | SLG  | TotAvg | GM | AB   | R   | H   | RBI | 2B  | 3B | HR | BB  | SO  | SB | DP | GS  | Start | PA  |
|------------------|------|------|------|--------|----|------|-----|-----|-----|-----|----|----|-----|-----|----|----|-----|-------|-----|
|                  |      |      |      |        |    |      |     |     |     |     |    |    |     |     |    |    |     | Lim   | Lim |
| TURNER,TREA      | .308 | .343 | .543 | .968   | 83 | 221  | 39  | 68  | 34  | 16  | 3  | 10 | 12  | 50  | 18 | 2  | 45  | 45    |     |
| PRADO,MARTIN     | .288 | .339 | .429 | .687   | 92 | 364  | 51  | 105 | 59  | 24  | 3  | 7  | 28  | 61  |    | 9  | 92  | 92    |     |
| PEREZ,HERNAN     | .276 | .308 | .414 | .794   | 25 | 87   | 13  | 24  | 7   | 7   | 1  | 1  | 4   | 15  | 10 |    | 21  | 60    |     |
| PERAZA,JOSE      | .274 | .324 | .323 | .612   | 52 | 164  | 13  | 45  | 14  | 6   | 1  |    | 12  | 27  | 9  | 2  | 36  | 36    |     |
| MARKAKIS,NICK    | .269 | .329 | .382 | .640   | 94 | 390  | 54  | 105 | 31  | 23  |    | 7  | 35  | 62  | 1  | 4  | 94  | 94    |     |
| PERALTA,JHONNY   | .265 | .306 | .453 | .688   | 47 | 170  | 24  | 45  | 18  | 9   | 1  | 7  | 10  | 38  | 1  | 3  | 44  | 44    |     |
| DUDA,LUCAS       | .253 | .343 | .558 | .930   | 32 | 95   | 19  | 24  | 22  | 5   |    | 8  | 13  | 22  |    |    | 24  | 24    |     |
| PENCE,HUNTER     | .252 | .315 | .435 | .692   | 75 | 262  | 40  | 66  | 32  | 18  |    | 10 | 24  | 68  | 1  | 5  | 62  | 62    |     |
| PENNINGTON,CLIFF | .250 | .308 | .583 | .889   | 7  | 12   | 3   | 3   | 1   | 1   |    | 1  | 1   | 5   |    |    | 2   | 26    |     |
| FRANCOEUR,JEFF   | .247 | .293 | .519 | .750   | 25 | 77   | 15  | 19  | 12  | 4   | 1  | 5  | 5   | 23  |    | 2  | 21  | 46    |     |
| SOLER,JORGE      | .240 | .310 | .403 | .663   | 62 | 129  | 17  | 31  | 23  | 1   | 1  | 6  | 13  | 30  | 2  | 3  | 28  | 37    |     |
| WALKER,NEIL      | .236 | .289 | .508 | .754   | 83 | 258  | 39  | 61  | 41  | 7   | 3  | 19 | 19  | 52  | 3  | 6  | 64  | 64    |     |
| POSEY,BUSTER     | .231 | .304 | .307 | .527   | 82 | 303  | 23  | 70  | 32  | 21  | 1  |    | 32  | 44  | 2  | 8  | 81  | 86    |     |
| LONEY,JAMES      | .225 | .250 | .330 | .449   | 52 | 182  | 10  | 41  | 21  | 7   |    | 4  | 6   | 26  |    | 6  | 50  | 51    |     |
| MALDONADO,MARTIN | .224 | .333 | .469 | .816   | 16 | 49   | 7   | 11  | 9   | 3   |    | 3  | 8   | 21  |    |    | 15  | 35    |     |
| GOMEZ,CARLOS     | .220 | .299 | .390 | .677   | 67 | 241  | 36  | 53  | 33  | 19  | 2  | 6  | 27  | 86  | 9  | 4  | 63  | 63    |     |
| BECKHAM,GORDON   | .178 | .260 | .289 | .462   | 16 | 45   | 4   | 8   | 4   | 2   |    | 1  | 5   | 12  |    | 2  | 13  | 39    |     |
| PITCHERS-PIT     | .130 | .142 | .140 | .165   | 94 | 215  | 9   | 28  | 9   | 2   |    |    | 3   | 70  |    | 13 | 94  |       |     |
| WRIGHT,DAVID     | .000 | .000 | .000 | .000   |    |      |     |     |     |     |    |    |     |     |    |    |     | 23    |     |
| TEJADA,RUBEN     | .000 | .000 | .000 | .000   |    |      |     |     |     |     |    |    |     |     |    |    |     | 11    |     |
| LAGARES,JUAN     | .000 | .000 | .000 | .000   |    |      |     |     |     |     |    |    |     |     |    |    |     | 22    |     |
|                  | .247 | .302 | .399 | .639   |    | 3264 | 416 | 807 | 402 | 175 | 17 | 95 | 257 | 712 | 56 | 69 | 849 |       |     |

| NAME               | ERA  | GM | W  | L  | PCT  | IP    | H   | R   | ER  | BB  | SO  | GS | CG | SHO | SV | Start | IP  |
|--------------------|------|----|----|----|------|-------|-----|-----|-----|-----|-----|----|----|-----|----|-------|-----|
|                    |      |    |    |    |      |       |     |     |     |     |     |    |    |     |    | Lim   | Lim |
| NORRIS,BUD         | 1.27 | 9  |    |    | .000 | 21.1  | 18  | 4   | 3   | 8   | 17  |    |    |     | 1  | 11    | 66  |
| LYLES,JORDAN       | 3.12 | 15 |    |    | .000 | 17.1  | 20  | 6   | 6   | 2   | 9   |    |    |     | 1  | 3     | 34  |
| CUETO,JOHNNY       | 3.14 | 19 | 6  | 8  | .429 | 131.2 | 96  | 46  | 46  | 28  | 145 | 19 | 3  | 2   |    | 19    |     |
| MOORE,MATT         | 3.17 | 19 | 9  | 3  | .750 | 125.0 | 98  | 44  | 44  | 54  | 101 | 19 | 2  | 2   |    | 19    | 115 |
| CLIPPARD,TYLER     | 3.89 | 25 | 2  | 3  | .400 | 37.0  | 25  | 16  | 16  | 18  | 43  |    |    |     |    |       | 37  |
| PHELPS,DAVID       | 3.96 | 32 | 3  | 4  | .429 | 50.0  | 36  | 35  | 22  | 25  | 65  |    |    |     | 3  | 3     | 50  |
| BENOIT,JOAQUIN     | 4.18 | 20 | 2  | 2  | .500 | 28.0  | 22  | 13  | 13  | 14  | 32  |    |    |     | 2  |       | 28  |
| FISTER,DOUG        | 4.98 | 19 | 7  | 7  | .500 | 106.2 | 118 | 61  | 59  | 29  | 82  | 19 | 1  |     |    | 19    | 105 |
| SAMARDZIJA,JEFF    | 5.26 | 19 | 7  | 8  | .467 | 118.0 | 122 | 73  | 69  | 36  | 108 | 19 | 2  | 1   |    | 19    | 118 |
| PEREZ,OLIVER       | 5.32 | 11 |    |    | .000 | 22.0  | 17  | 13  | 13  | 11  | 17  |    |    |     | 1  |       | 23  |
| KOEHLER,TOM        | 5.38 | 18 | 2  | 8  | .200 | 93.2  | 103 | 61  | 56  | 38  | 81  | 18 |    |     |    | 19    | 102 |
| CAMINERO,ARQUIMEDE | 5.45 | 23 |    | 3  | .000 | 34.2  | 29  | 22  | 21  | 21  | 28  |    |    |     | 1  |       | 35  |
| VOLQUEZ,EDINSON    | 7.20 | 9  |    |    | .000 | 10.0  | 15  | 8   | 8   | 5   | 6   |    |    |     |    | 20    | 110 |
| BOYER,BLAINE       | 7.71 | 10 |    | 1  | .000 | 14.0  | 15  | 12  | 12  | 4   | 9   |    |    |     |    |       | 38  |
| FAMILIA,JEURYS     | 8.54 | 29 | 4  | 5  | .444 | 26.1  | 30  | 25  | 25  | 13  | 26  |    |    |     | 15 |       | 45  |
|                    | 4.45 | 94 | 42 | 52 | .447 | 835.2 | 764 | 439 | 413 | 306 | 769 | 94 | 8  | 5   | 24 |       |     |

**2017 Delaware Valley APBA League  
ST. LOUIS CARDINALS**

| Name                | AVG  | OBA  | SLG  | TotAvg | GM | AB   | R   | H   | RBI | 2B  | 3B | HR  | BB  | SO  | SB  | DP | GS  | Start | PA  |
|---------------------|------|------|------|--------|----|------|-----|-----|-----|-----|----|-----|-----|-----|-----|----|-----|-------|-----|
|                     |      |      |      |        |    |      |     |     |     |     |    |     |     |     |     |    |     | Lim   | Lim |
| REYNOLDS,MARK       | .333 | .429 | .583 | 1.125  | 14 | 12   | 1   | 4   | 3   |     |    | 1   | 2   | 2   |     |    |     | 62    |     |
| SEAGER,COREY        | .293 | .363 | .503 | .864   | 94 | 348  | 47  | 102 | 71  | 24  | 2  | 15  | 38  | 89  | 3   | 4  | 94  | 94    |     |
| GOLDSCHMIDT,PAUL    | .290 | .412 | .470 | 1.053  | 94 | 366  | 69  | 106 | 51  | 21  |    | 15  | 76  | 100 | 30  | 4  | 94  | 94    |     |
| FOWLER,DEXTER       | .278 | .399 | .412 | .891   | 79 | 277  | 46  | 77  | 20  | 20  | 4  | 3   | 56  | 82  | 9   | 1  | 71  | 77    |     |
| HAMILTON,BILLY      | .259 | .331 | .356 | .961   | 83 | 270  | 42  | 70  | 37  | 11  | 3  | 3   | 29  | 71  | 72  | 5  | 64  | 64    |     |
| SUZUKI,ICHIRO       | .259 | .316 | .315 | .639   | 68 | 216  | 26  | 56  | 24  | 5   | 2  | 1   | 18  | 35  | 20  | 6  | 51  | 51    |     |
| DREW,STEPHEN        | .257 | .345 | .590 | .974   | 50 | 105  | 19  | 27  | 27  | 9   | 1  | 8   | 14  | 28  |     |    | 23  | 23    |     |
| YOUNG,CHRIS         | .247 | .315 | .500 | .793   | 70 | 150  | 20  | 37  | 24  | 16  | 2  | 6   | 15  | 41  | 2   | 3  | 28  | 32    |     |
| BRYANT,KRIS         | .245 | .356 | .490 | .883   | 94 | 347  | 60  | 85  | 67  | 21  | 2  | 20  | 60  | 91  | 4   | 3  | 94  | 94    |     |
| MCCANN,BRIAN        | .235 | .324 | .371 | .657   | 67 | 221  | 18  | 52  | 24  | 6   |    | 8   | 29  | 61  |     |    | 67  | 69    |     |
| BETHANCOURT,CHRISTI | .235 | .310 | .539 | .827   | 42 | 102  | 18  | 24  | 19  | 4   |    | 9   | 11  | 32  | 1   | 3  | 27  | 29    |     |
| DRURY,BRANDON       | .222 | .269 | .400 | .591   | 69 | 230  | 21  | 51  | 29  | 14  |    | 9   | 15  | 55  |     | 2  | 67  | 70    |     |
| ROSALES,ADAM        | .202 | .275 | .412 | .667   | 55 | 119  | 18  | 24  | 14  | 7   | 3  | 4   | 12  | 51  | 3   | 1  | 34  | 35    |     |
| DUFFY,MATT          | .167 | .237 | .200 | .390   | 59 | 120  | 13  | 20  | 12  | 4   |    |     | 11  | 25  | 4   |    | 30  | 51    |     |
| LOWRIE,JED          | .147 | .238 | .213 | .379   | 62 | 75   | 9   | 11  | 7   |     | 1  | 1   | 9   | 17  |     | 2  | 14  | 52    |     |
| PAGAN,ANGEL         | .140 | .189 | .160 | .273   | 17 | 50   | 5   | 7   |     | 1   |    |     | 3   | 11  | 1   | 1  | 13  | 76    |     |
| PITCHERS-STL        | .135 | .175 | .157 | .235   | 94 | 229  | 18  | 31  | 13  | 5   |    |     | 11  | 101 |     | 2  | 94  |       |     |
| HECHAVARRIA,ADEINY  | .114 | .162 | .171 | .258   | 46 | 35   | 2   | 4   | 4   | 2   |    |     | 2   | 8   |     |    | 1   | 90    |     |
|                     | .241 | .326 | .399 | .741   |    | 3272 | 452 | 788 | 446 | 170 | 20 | 103 | 411 | 900 | 149 | 37 | 866 |       |     |

| NAME               | ERA  | GM | W  | L  | PCT   | IP    | H   | R   | ER  | BB  | SO  | GS | CG | SHO | SV | Start | IP  |
|--------------------|------|----|----|----|-------|-------|-----|-----|-----|-----|-----|----|----|-----|----|-------|-----|
|                    |      |    |    |    |       |       |     |     |     |     |     |    |    |     |    | Lim   | Lim |
| RYU,HYUN-JIN       | 0.00 |    |    |    | .000  | 0.0   |     |     |     |     |     |    |    |     |    |       |     |
| KELLY,JOE          | 0.00 |    |    |    | .000  | 0.0   |     |     |     |     |     |    |    |     |    | 3     | 23  |
| CAPPS,CARTER       | 0.00 |    |    |    | .000  | 0.0   |     |     |     |     |     |    |    |     |    |       |     |
| MELANCON,MARK      | 0.44 | 34 | 5  | 1  | .833  | 40.2  | 15  | 3   | 2   | 4   | 42  |    |    |     | 23 |       | 41  |
| ROSS,JOE           | 2.38 | 11 | 5  | 2  | .714  | 72.0  | 53  | 19  | 19  | 16  | 59  | 11 | 1  | 1   |    | 11    | 61  |
| ESTRADA,MARCO      | 2.60 | 17 | 6  | 5  | .545  | 114.1 | 75  | 38  | 33  | 29  | 135 | 17 | 1  | 1   |    | 17    |     |
| JOHNSON,JIM        | 2.61 | 28 | 3  | 2  | .600  | 38.0  | 25  | 11  | 11  | 13  | 38  |    |    |     | 1  |       | 38  |
| HAPP,J.A.          | 2.88 | 19 | 12 | 6  | .667  | 131.1 | 77  | 44  | 42  | 37  | 140 | 19 | 3  | 1   |    | 19    |     |
| FERNANDEZ,JOSE     | 2.91 | 17 | 9  | 5  | .643  | 111.1 | 81  | 41  | 36  | 26  | 139 | 17 | 4  | 4   |    | 17    |     |
| BUCHTER,RYAN       | 3.38 | 23 | 1  | 2  | .333  | 37.1  | 25  | 15  | 14  | 23  | 34  |    |    |     |    |       | 37  |
| RZEPZYNSKI,MARC    | 3.54 | 23 | 1  |    | 1.000 | 28.0  | 21  | 11  | 11  | 7   | 30  |    |    |     |    |       | 28  |
| BELISLE,MATT       | 3.71 | 29 | 5  | 3  | .625  | 26.2  | 19  | 12  | 11  | 2   | 19  |    |    |     | 2  |       | 27  |
| HARVEY,MATT        | 4.05 | 9  |    |    | .000  | 26.2  | 25  | 12  | 12  | 3   | 22  | 3  |    |     |    | 10    | 54  |
| DESCLAFANI,ANTHONY | 4.83 | 12 | 3  | 6  | .333  | 72.2  | 74  | 39  | 39  | 20  | 71  | 12 |    |     |    | 12    |     |
| SMITH,JOE          | 5.46 | 21 |    |    | .000  | 28.0  | 28  | 17  | 17  | 11  | 23  |    |    |     | 1  |       | 30  |
| FINNEGAN,BRANDON   | 5.70 | 15 | 6  | 5  | .545  | 90.0  | 95  | 57  | 57  | 51  | 78  | 15 | 2  |     |    | 18    | 100 |
| CINGRANI,TONY      | 7.07 | 16 |    | 1  | .000  | 28.0  | 31  | 22  | 22  | 17  | 21  |    |    |     |    |       | 37  |
| QUACKENBUSH,KEVIN  | 8.33 | 16 |    |    | .000  | 27.0  | 34  | 25  | 25  | 14  | 19  |    |    |     |    |       | 35  |
|                    | 3.62 | 94 | 56 | 38 | .596  | 872.0 | 678 | 366 | 351 | 273 | 870 | 94 | 11 | 7   | 27 |       |     |



**2017 Delaware Valley APBA League  
SAN DIEGO PADRES**

| Name            | AVG  | OBA  | SLG  | TotAvg | GM | AB   | R   | H   | RBI | 2B  | 3B | HR  | BB  | SO  | SB | DP | GS  | Start | PA  |
|-----------------|------|------|------|--------|----|------|-----|-----|-----|-----|----|-----|-----|-----|----|----|-----|-------|-----|
|                 |      |      |      |        |    |      |     |     |     |     |    |     |     |     |    |    |     | Lim   | Lim |
| DIFO,WILMER     | .400 | .447 | .457 | 1.045  | 12 | 35   | 9   | 14  | 7   | 2   |    |     | 3   | 2   | 4  | 1  | 8   | 9     | 38  |
| REALMUTO,J.T.   | .328 | .371 | .466 | .802   | 47 | 131  | 19  | 43  | 21  | 9   |    | 3   | 9   | 27  | 3  | 3  | 34  | 76    |     |
| GORDON,DEE      | .309 | .369 | .351 | .879   | 39 | 94   | 13  | 29  | 7   | 2   | 1  |     | 9   | 19  | 16 | 1  | 28  | 48    |     |
| TOLES,ANDREW    | .270 | .288 | .391 | .612   | 59 | 115  | 11  | 31  | 21  | 9   | 1  | 1   | 3   | 29  | 4  | 1  | 16  | 16    |     |
| CABRERA,MELKY   | .264 | .320 | .438 | .683   | 93 | 352  | 42  | 93  | 47  | 36  | 2  | 7   | 29  | 49  | 2  | 12 | 90  | 90    |     |
| BELTRE,ADRIAN   | .254 | .319 | .480 | .760   | 92 | 358  | 58  | 91  | 52  | 16  | 1  | 21  | 34  | 66  | 3  | 8  | 90  | 90    |     |
| DUVALL,ADAM     | .249 | .280 | .527 | .747   | 92 | 366  | 46  | 91  | 55  | 17  | 5  | 25  | 16  | 110 | 1  | 6  | 87  | 87    |     |
| BELT,BRANDON    | .246 | .373 | .481 | .904   | 92 | 345  | 63  | 85  | 48  | 25  | 7  | 14  | 70  | 108 |    | 1  | 92  | 92    |     |
| REYES,JOSE      | .235 | .325 | .404 | .743   | 63 | 136  | 20  | 32  | 20  | 9   | 1  | 4   | 18  | 28  | 5  | 1  | 30  | 39    |     |
| PERALTA,DAVID   | .219 | .265 | .344 | .556   | 35 | 32   | 10  | 7   | 2   | 2   | 1  |     | 2   | 11  | 2  | 2  | 3   | 26    |     |
| GRANDAL,YASMANI | .205 | .332 | .510 | .865   | 76 | 210  | 30  | 43  | 42  | 7   |    | 19  | 40  | 64  |    | 3  | 62  | 64    |     |
| DAVIS,KHRIS     | .189 | .267 | .417 | .636   | 93 | 338  | 50  | 64  | 40  | 12  | 1  | 21  | 36  | 116 | 1  | 6  | 87  | 87    |     |
| RUSSELL,ADDISON | .174 | .242 | .339 | .525   | 78 | 242  | 26  | 42  | 30  | 11  | 1  | 9   | 22  | 66  | 2  | 2  | 70  | 88    |     |
| GYORKO,JEDD     | .158 | .224 | .329 | .471   | 80 | 234  | 21  | 37  | 27  | 9   | 2  | 9   | 20  | 72  | 1  | 11 | 61  | 61    |     |
| PITCHERS-SD     | .091 | .144 | .114 | .190   | 94 | 176  | 9   | 16  | 1   | 4   |    |     | 11  | 67  |    | 3  | 94  |       |     |
| DICKERSON,ALEX  | .000 | .000 | .000 | .000   |    |      |     |     |     |     |    |     |     |     |    |    |     | 40    |     |
| CHOO,SHIN-SOO   | .000 | .000 | .000 | .000   |    |      |     |     |     |     |    |     |     |     |    |    |     | 29    |     |
|                 | .227 | .298 | .421 | .678   |    | 3164 | 427 | 718 | 420 | 170 | 23 | 133 | 322 | 834 | 44 | 61 | 852 |       |     |

| NAME              | ERA  | GM | W  | L  | PCT   | IP    | H   | R   | ER  | BB  | SO  | GS | CG | SHO | SV | Start | IP  |     |
|-------------------|------|----|----|----|-------|-------|-----|-----|-----|-----|-----|----|----|-----|----|-------|-----|-----|
|                   |      |    |    |    |       |       |     |     |     |     |     |    |    |     |    | Lim   | Lim |     |
| MORTON,CHARLIE    | 0.00 |    |    |    | .000  | 0.0   |     |     |     |     |     |    |    |     |    |       |     |     |
| WEAVER,LUKE       | 0.00 |    |    |    | .000  | 0.0   |     |     |     |     |     |    |    |     |    | 5     | 21  |     |
| RAMOS,EDUBRAY     | 1.06 | 12 | 1  |    | 1.000 | 17.0  | 12  | 2   | 2   | 4   | 23  |    |    |     | 1  |       | 23  |     |
| ROMO,SERGIO       | 1.50 | 17 | 1  | 2  | .333  | 18.0  | 11  | 3   | 3   | 4   | 17  |    |    |     |    |       | 18  |     |
| RONDON,HECTOR     | 1.80 | 22 | 3  |    | 1.000 | 30.0  | 20  | 6   | 6   | 4   | 40  |    |    |     | 1  |       | 30  |     |
| JEFFRESS,JEREMY   | 2.20 | 33 | 3  | 2  | .600  | 32.2  | 21  | 9   | 8   | 11  | 18  |    |    |     | 24 |       | 34  |     |
| REYES,ALEX        | 2.28 | 13 | 4  |    | 1.000 | 27.2  | 14  | 7   | 7   | 14  | 30  | 3  |    |     |    | 3     | 27  |     |
| LYONS,TYLER       | 2.89 | 20 |    |    | .000  | 28.0  | 25  | 9   | 9   | 12  | 29  |    |    |     |    |       | 28  |     |
| WATSON,TONY       | 2.95 | 32 | 6  | 4  | .600  | 36.2  | 27  | 13  | 12  | 12  | 41  |    |    |     |    |       | 39  |     |
| IGLESIAS,RAISEL   | 2.98 | 26 | 3  | 4  | .429  | 42.1  | 26  | 15  | 14  | 14  | 38  | 3  |    |     | 1  | 3     | 45  |     |
| KAZMIR,SCOTT      | 3.21 | 13 | 1  | 1  | .500  | 28.0  | 23  | 10  | 10  | 9   | 33  | 2  |    |     | 1  | 15    | 79  |     |
| STRASBURG,STEPHEN | 3.24 | 14 | 4  | 4  | .500  | 86.0  | 60  | 37  | 31  | 29  | 108 | 14 | 2  | 2   |    |       | 14  |     |
| EICKHOFF,JERAD    | 3.80 | 19 | 6  | 5  | .545  | 111.1 | 128 | 49  | 47  | 22  | 107 | 19 | 2  | 1   |    |       | 19  | 114 |
| KROL,IAN          | 3.90 | 26 |    | 1  | .000  | 30.0  | 29  | 13  | 13  | 7   | 27  |    |    |     | 1  |       | 30  |     |
| SMITH,WILL        | 3.91 | 21 | 3  | 1  | .750  | 23.0  | 21  | 10  | 10  | 3   | 30  |    |    |     |    |       | 23  |     |
| BARRACLOUGH,KYLE  | 4.07 | 35 | 2  |    | 1.000 | 42.0  | 35  | 20  | 19  | 24  | 59  |    |    |     |    |       | 42  |     |
| HELLICKSON,JEREMY | 4.08 | 19 | 4  | 6  | .400  | 103.2 | 100 | 50  | 47  | 32  | 88  | 19 |    |     |    |       | 19  | 110 |
| LACKEY,JOHN       | 4.29 | 17 | 6  | 7  | .462  | 98.2  | 87  | 52  | 47  | 38  | 102 | 17 |    |     |    |       | 17  |     |
| HAMMEL,JASON      | 4.45 | 17 | 6  | 4  | .600  | 93.0  | 92  | 47  | 46  | 25  | 92  | 17 |    |     |    |       | 17  |     |
|                   | 3.51 | 94 | 53 | 41 | .564  | 848.0 | 731 | 352 | 331 | 264 | 882 | 94 | 4  | 3   | 29 |       |     |     |

**2017 Delaware Valley APBA League  
SAN FRANCISCO GIANTS**

| Name              | AVG  | OBA  | SLG  | TotAvg | GM | AB   | R   | H   | RBI | 2B  | 3B | HR  | BB  | SO  | SB | DP | GS  | Start | PA  |
|-------------------|------|------|------|--------|----|------|-----|-----|-----|-----|----|-----|-----|-----|----|----|-----|-------|-----|
|                   |      |      |      |        |    |      |     |     |     |     |    |     |     |     |    |    |     | Lim   | Lim |
| MERCER,JORDY      | .333 | .500 | .333 | 1.000  | 1  | 3    | 1   | 1   |     |     |    |     | 1   |     |    |    | 1   | 86    |     |
| DIAZ,ALEDMYS      | .313 | .363 | .536 | .902   | 74 | 179  | 26  | 56  | 31  | 16  | 3  | 6   | 14  | 29  | 1  |    | 43  | 64    |     |
| FLOWERS,TYLER     | .284 | .322 | .485 | .741   | 62 | 194  | 30  | 55  | 34  | 12  |    | 9   | 11  | 50  | 1  | 4  | 48  | 46    |     |
| CABRERA,MIGUEL    | .272 | .342 | .465 | .741   | 94 | 368  | 43  | 100 | 49  | 23  |    | 16  | 39  | 66  | 2  | 18 | 94  | 94    |     |
| OZUNA,MARCELL     | .255 | .294 | .470 | .700   | 92 | 345  | 49  | 88  | 48  | 22  | 5  | 14  | 19  | 77  | 3  | 6  | 85  | 85    |     |
| COZART,ZACK       | .242 | .308 | .433 | .683   | 80 | 240  | 25  | 58  | 25  | 22  |    | 8   | 23  | 44  | 2  | 7  | 72  | 71    |     |
| RUIZ,CARLOS       | .232 | .319 | .296 | .554   | 47 | 125  | 10  | 29  | 8   | 5   |    | 1   | 16  | 30  | 3  | 5  | 35  | 33    |     |
| FORSYTHE,LOGAN    | .229 | .291 | .418 | .656   | 92 | 323  | 41  | 74  | 34  | 24  | 5  | 9   | 28  | 91  | 3  | 4  | 81  | 79    |     |
| LAMB,JAKE         | .213 | .292 | .408 | .658   | 93 | 333  | 43  | 71  | 40  | 20  | 6  | 11  | 37  | 102 | 2  | 4  | 88  | 88    |     |
| GRICHUK,RANDAL    | .213 | .289 | .411 | .658   | 73 | 197  | 27  | 42  | 22  | 15  |    | 8   | 21  | 56  | 2  | 3  | 52  | 67    |     |
| CONFORTO,MICHAEL  | .210 | .247 | .370 | .515   | 42 | 81   | 9   | 17  | 10  | 4   |    | 3   | 4   | 30  |    | 2  | 20  | 49    |     |
| SCHEBLER,SCOTT    | .209 | .248 | .431 | .600   | 55 | 153  | 18  | 32  | 21  | 4   | 3  | 8   | 8   | 44  | 1  | 4  | 37  | 39    |     |
| PETERSON,JACE     | .202 | .299 | .296 | .545   | 73 | 203  | 20  | 41  | 14  | 11  | 1  | 2   | 28  | 43  | 2  | 3  | 55  | 57    |     |
| BROWN,TREVOR      | .196 | .255 | .196 | .333   | 18 | 51   | 3   | 10  | 2   |     |    |     | 4   | 8   |    | 1  | 18  | 26    |     |
| STANTON,GIANCARLO | .181 | .276 | .392 | .632   | 79 | 227  | 29  | 41  | 30  | 13  | 1  | 11  | 30  | 80  | 1  | 4  | 60  | 66    |     |
| PITCHERS-SF       | .136 | .166 | .189 | .260   | 94 | 169  | 17  | 23  | 10  | 3   |    | 2   | 6   | 72  |    |    | 94  |       |     |
| ZIMMERMAN,RYAN    | .000 | .000 | .000 | .000   | 10 | 4    | 1   |     |     |     |    |     |     | 2   |    |    |     | 65    |     |
| HANIGER,MITCH     | .000 | .000 | .000 | .000   |    |      |     |     |     |     |    |     |     |     |    |    |     | 17    |     |
| REVERE,BEN        | .000 | .000 | .000 | .000   |    |      |     |     |     |     |    |     |     |     |    |    |     | 53    |     |
| UPTON,MELVIN      | .000 | .000 | .000 | .000   |    |      |     |     |     |     |    |     |     |     |    |    |     | 86    |     |
| HERRERA,DILSON    | .000 | .000 | .000 | .000   |    |      |     |     |     |     |    |     |     |     |    |    |     |       |     |
|                   | .231 | .295 | .408 | .641   |    | 3195 | 392 | 738 | 378 | 194 | 24 | 108 | 289 | 824 | 23 | 65 | 883 |       |     |

| NAME             | ERA  | GM | W  | L  | PCT   | IP    | H   | R   | ER  | BB  | SO  | GS | CG | SHO | SV | Start | IP  |
|------------------|------|----|----|----|-------|-------|-----|-----|-----|-----|-----|----|----|-----|----|-------|-----|
|                  |      |    |    |    |       |       |     |     |     |     |     |    |    |     |    | Lim   | Lim |
| GRIMM,JUSTIN     | 1.80 | 20 |    |    | .000  | 30.0  | 16  | 7   | 6   | 12  | 33  |    |    |     | 1  | 31    |     |
| KENNEDY,IAN      | 2.86 | 19 | 8  | 2  | .800  | 132.1 | 94  | 43  | 42  | 40  | 102 | 19 | 4  | 3   |    | 19    |     |
| NUNO,VIDAL       | 2.96 | 29 | 5  | 2  | .714  | 27.1  | 15  | 12  | 9   | 9   | 27  |    |    |     |    | 1     | 34  |
| WOOD,TRAVIS      | 3.00 | 28 |    | 2  | .000  | 33.0  | 22  | 11  | 11  | 13  | 21  |    |    |     | 1  | 35    |     |
| WORLEY,VANCE     | 3.47 | 35 |    | 2  | .000  | 46.2  | 38  | 18  | 18  | 13  | 33  |    |    |     |    | 2     | 50  |
| WOOD,BLAKE       | 3.67 | 26 | 2  |    | 1.000 | 34.1  | 40  | 14  | 14  | 16  | 32  |    |    |     |    |       | 44  |
| WILSON,JUSTIN    | 4.01 | 31 | 1  | 1  | .500  | 33.2  | 35  | 16  | 15  | 13  | 34  |    |    |     |    |       | 34  |
| CLEMENS,PAUL     | 4.40 | 8  | 2  | 2  | .500  | 45.0  | 44  | 24  | 22  | 19  | 31  | 8  |    |     |    | 8     | 41  |
| REA,COLIN        | 4.76 | 28 |    | 2  | .000  | 58.2  | 74  | 38  | 31  | 19  | 53  | 2  |    |     | 1  | 11    | 60  |
| RODNEY,FERNANDO  | 4.78 | 30 | 5  | 7  | .417  | 37.2  | 29  | 26  | 20  | 26  | 45  |    |    |     | 9  |       | 38  |
| MILEY,WADE       | 6.53 | 17 | 4  | 10 | .286  | 91.0  | 116 | 72  | 66  | 39  | 76  | 17 |    |     |    | 17    | 96  |
| WISLER,MATT      | 6.67 | 15 | 3  | 7  | .300  | 79.2  | 107 | 62  | 59  | 21  | 69  | 15 |    |     |    | 15    | 91  |
| RAY,ROBBIE       | 6.73 | 19 | 4  | 10 | .286  | 103.0 | 129 | 77  | 77  | 42  | 111 | 19 | 1  | 1   |    | 19    | 101 |
| VELASQUEZ,VINCE  | 6.85 | 14 | 4  | 8  | .333  | 69.2  | 89  | 55  | 53  | 34  | 97  | 14 | 1  |     |    | 14    | 76  |
| ROSENTHAL,TREVOR | 8.72 | 26 |    | 1  | .000  | 21.2  | 39  | 21  | 21  | 10  | 19  |    |    |     | 1  |       | 23  |
|                  | 4.95 | 94 | 38 | 56 | .404  | 843.2 | 887 | 496 | 464 | 326 | 783 | 94 | 6  | 4   | 13 |       |     |

## 2017 Delaware Valley APBA League WASHINGTON NATIONALS

| Name   | AVG  | OBA  | SLG  | TotAvg | GM | AB  | R  | H  | RBI | 2B | 3B | HR | BB | SO | SB | DP | GS | Start | PA  |
|--|------|------|------|--------|----|-----|----|----|-----|----|----|----|----|----|----|----|----|-------|-----|
|  |      |      |      |        |    |     |    |    |     |    |    |    |    |    |    |    |    | Lim   | Lim |
| VALBUENA,LUIS  | .289 | .379 | .610 | 1.037  | 74 | 187 | 33 | 54 | 32  | 15 |    | 15 | 27 | 52 |    | 3  | 42 | 48    |     |
| MOLINA,YADIER  | .268 | .316 | .387 | .610   | 85 | 313 | 26 | 84 | 26  | 25 |    | 4  | 22 | 49 | 1  | 7  | 81 | 81    |     |
| KANG,JUNG HO   | .237 | .293 | .438 | .663   | 79 | 224 | 24 | 53 | 23  | 21 |    | 8  | 18 | 59 | 2  | 7  | 52 | 52    |     |
| SIMMONS,ANDRELTON  | .231 | .280 | .299 | .495   | 68 | 251 | 29 | 58 | 13  | 12 | 1  | 1  | 17 | 38 | 6  | 5  | 68 | 68    |     |
| GALVIS,FREDDY  | .228 | .257 | .485 | .696   | 26 | 101 | 12 | 23 | 11  | 8  |    | 6  | 4  | 23 | 2  | 1  | 26 | 92    |     |
| TRUMBO,MARK  | .227 | .284 | .511 | .748   | 94 | 352 | 42 | 80 | 54  | 23 | 1  | 25 | 28 | 97 |    | 6  | 93 | 93    |     |
| MCCUTCHEN,ANDREW   | .221 | .273 | .408 | .620   | 97 | 348 | 40 | 77 | 31  | 14 |    | 17 | 25 | 81 | 4  | 5  | 92 | 94    |     |
| PARKER,JARRETT   | .207 | .289 | .264 | .486   | 54 | 87  | 11 | 18 | 4   | 2  |    | 1  | 10 | 32 | 1  | 1  | 20 | 21    |     |
| CASTRO,STARLIN   | .203 | .219 | .292 | .387   | 66 | 192 | 15 | 39 | 11  | 5  |    | 4  | 4  | 44 |    | 2  | 49 | 88    |     |
| TOMAS,YASMANY  | .194 | .246 | .451 | .627   | 86 | 304 | 31 | 59 | 55  | 15 | 3  | 19 | 21 | 75 |    | 7  | 79 | 79    |     |
| PUJOLS,ALBERT  | .185 | .245 | .368 | .529   | 93 | 329 | 27 | 61 | 39  | 6  |    | 18 | 26 | 61 |    | 10 | 91 | 91    |     |
| SCHIMPF,RYAN   | .171 | .257 | .427 | .663   | 83 | 199 | 29 | 34 | 22  | 12 | 3  | 11 | 23 | 76 | 2  | 1  | 46 | 46    |     |
| CASTILLO,WELINGTON   | .156 | .280 | .328 | .582   | 38 | 64  | 6  | 10 | 4   | 2  |    | 3  | 11 | 21 |    | 1  | 16 | 64    |     |
| PITCHERS-WAS   | .149 | .175 | .176 | .241   | 94 | 188 | 7  | 28 | 7   | 2  |    | 1  | 6  | 80 |    | 2  | 94 |       |     |
| WONG,KOLTEN  | .045 | .125 | .045 | .190   | 33 | 22  | 6  | 1  |     |    |    |    | 2  | 8  | 1  |    | 5  | 51    |     |
| GARCIA,ADONIS  | .000 | .000 | .000 | .000   | 2  | 2   |    |    |     |    |    |    |    |    |    |    |    | 79    |     |
| RASMUS,COLBY   | .000 | .000 | .000 | .000   | 18 | 2   | 5  |    |     |    |    |    |    | 1  |    |    |    | 58    |     |
| SCHWARBER,KYLE   | .000 | .000 | .000 | .000   |    |     |    |    |     |    |    |    |    |    |    |    |    |       |     |
| POLLOCK,A.J.   | .000 | .000 | .000 | .000   |    |     |    |    |     |    |    |    |    |    |    |    |    | 6     | 27  |
|  |      |      |      |        |    |     |    |    |     |    |    |    |    |    |    |    |    |       |     |
| .215 .271 .397 .597 3165 343 679 332 162 8 133 244 797 19 58 854 |      |      |      |        |    |     |    |    |     |    |    |    |    |    |    |    |    |       |     |

| NAME   | ERA  | GM | W | L | PCT   | IP    | H  | R  | ER | BB | SO  | GS | CG | SHO | SV | Start | IP  |
|--|------|----|---|---|-------|-------|----|----|----|----|-----|----|----|-----|----|-------|-----|
|  |      |    |   |   |       |       |    |    |    |    |     |    |    |     |    | Lim   | Lim |
| STREET,HUSTON  | 0.00 |    |   |   | .000  | 0.0   |    |    |    |    |     |    |    |     |    |       |     |
| ROSS,TYSON   | 0.00 |    |   |   | .000  | 0.0   |    |    |    |    |     |    |    |     |    |       |     |
| REED,ADDISON   | 2.00 | 38 | 3 | 2 | .600  | 45.0  | 23 | 10 | 10 | 5  | 50  |    |    |     |    |       | 45  |
| KELLEY,SHAWN   | 2.12 | 25 | 3 | 4 | .429  | 34.0  | 21 | 8  | 8  | 10 | 43  |    |    |     |    |       | 34  |
| BOWMAN,MATTHEW   | 2.13 | 28 | 1 | 1 | .500  | 38.0  | 26 | 9  | 9  | 11 | 20  |    |    |     |    |       | 39  |
| MATZ,STEVEN  | 2.37 | 13 | 7 | 5 | .583  | 91.0  | 66 | 26 | 24 | 17 | 84  | 13 | 3  | 2   |    | 13    | 77  |
| CAHILL,TREVOR  | 2.50 | 22 | 4 |   | 1.000 | 36.0  | 22 | 10 | 10 | 25 | 41  |    |    |     |    | 1     | 38  |
| ZIEGLER,BRAD   | 2.58 | 34 |   | 3 | .000  | 38.1  | 22 | 11 | 11 | 11 | 33  |    |    |     | 25 |       | 39  |
| HENDRICKS,KYLE   | 3.00 | 17 | 8 | 5 | .615  | 117.0 | 84 | 42 | 39 | 19 | 130 | 17 | 1  | 1   |    | 17    |     |
| CHEN,WEI-YIN   | 3.04 | 8  |   | 1 | .000  | 23.2  | 22 | 8  | 8  | 4  | 25  | 1  |    |     |    | 13    | 72  |
| ROARK,TANNER   | 3.19 | 19 | 7 | 4 | .636  | 124.0 | 89 | 47 | 44 | 40 | 110 | 19 |    |     |    | 19    |     |
| FIERS,MIKE   | 3.69 | 17 | 6 | 7 | .462  | 97.2  | 99 | 41 | 40 | 23 | 70  | 17 | 2  | 1   |    | 17    | 98  |
| NIESE,JON  | 4.50 | 7  |   |   | .000  | 12.0  | 14 | 6  | 6  | 3  | 12  |    |    |     |    | 12    | 70  |
| LIRIANO,FRANCISCO                                      | 4.56 | 17 | 7 | 8 | .467  | 94.2  | 99 | 51 | 48 | 39 | 116 | 17 | 2  | 2   |    | 17    | 95  |
| KIMBREL,CRAIG  | 4.66 | 21 |   |   | .000  | 29.0  | 23 | 15 | 15 | 11 | 35  |    |    |     | 1  |       | 31  |
| BASTARDO,ANTONIO                                       | 4.95 | 15 | 1 |   | 1.000 | 20.0  | 18 | 15 | 11 | 13 | 27  |    |    |     |    |       | 39  |
| ZIMMERMANN,JORDAN                                      | 6.05 | 10 | 2 | 5 | .286  | 55.0  | 80 | 37 | 37 | 10 | 50  | 10 |    |     |    | 10    | 61  |
|  |      |    |   |   |       |       |    |    |    |    |     |    |    |     |    |       |     |
| 3.37 94 49 45 .521 855.1 708 336 320 241 846 94 8 6 26 |      |    |   |   |       |       |    |    |    |    |     |    |    |     |    |       |     |

DVAL YEARLY PENNANT AND WORLD SERIES WINNERS

| DVAL | Yr   | YR  | TM                         | MANAGER | Won | Lost | Pct | GAMES AHEAD | WORLD  | Reg                        | MANAGER |
|------|------|-----|----------------------------|---------|-----|------|-----|-------------|--------|----------------------------|---------|
|      |      |     |                            |         |     |      |     |             | SERIES | Season                     |         |
|      |      |     |                            |         |     |      |     |             | WINNER | Finish                     |         |
| 1    | 1984 | LA  | <b>Rick Shea</b>           | 56      | 28  | .667 | 4   | STL         | 3      | <b>Jack Hunter</b>         |         |
| 2    | 1985 | STL | <b>Jack Hunter</b>         | 56      | 28  | .667 | 4   | STL         | 1      | <b>Jack Hunter (2)</b>     |         |
| 3    | 1986 | STL | <b>Bill Roseman</b>        | 55      | 33  | .625 | 2   | CIN         | 4      | <b>Dick Moore</b>          |         |
| 4    | 1987 | CIN | <b>Dick Moore</b>          | 56      | 32  | .636 | 1   | CIN         | 1      | <b>Dick Moore (2)</b>      |         |
| 5    | 1988 | CIN | <b>Dick Moore (2)</b>      | 53      | 35  | .602 | 2   | LA          | 2      | <b>Rick Shea</b>           |         |
| 6    | 1989 | CIN | <b>Dick Moore (3)</b>      | 61      | 27  | .693 | 8   | CIN         | 1      | <b>Dick Moore (3)</b>      |         |
| 7    | 1990 | CIN | <b>Dick Moore (4)</b>      | 57      | 31  | .648 | 1   | NYM         | 2      | <b>Bob Dougherty</b>       |         |
| 8    | 1991 | CIN | <b>Dick Moore (5)</b>      | 57      | 33  | .633 | 4   | CHI         | 3      | <b>Jim Brown</b>           |         |
| 9    | 1992 | NYM | <b>Bob Dougherty</b>       | 58      | 32  | .644 | 5   | NYM         | 1      | <b>Bob Dougherty (2)</b>   |         |
| 10   | 1993 | CIN | <b>Dick Moore (6)</b>      | 54      | 36  | .600 | 2   | CIN         | 1      | <b>Dick Moore (4)</b>      |         |
| 11   | 1994 | PIT | <b>John DePrisco</b>       | 61      | 29  | .678 | 2   | PIT         | 1      | <b>John DePrisco</b>       |         |
| 12   | 1995 | NYM | <b>Bob Dougherty (2)</b>   | 61      | 29  | .678 | 1   | NYM         | 1      | <b>Bob Dougherty (3)</b>   |         |
| 13   | 1996 | LA  | <b>Rick Shea (2)</b>       | 64      | 30  | .681 | 1   | LA          | 1      | <b>Rick Shea (2)</b>       |         |
| 14   | 1997 | CIN | <b>Dick Moore (7)</b>      | 63      | 31  | .670 | 5   | CIN         | 1      | <b>Dick Moore (5)</b>      |         |
| 15   | 1998 | PHI | <b>Bob Welch</b>           | 55      | 39  | .585 | 1   | HOU         | 5      | <b>Richard Clarke</b>      |         |
| 16   | 1999 | ATL | <b>Vic Meixell</b>         | 60      | 34  | .638 | 7   | PIT         | 2      | <b>John DePrisco (2)</b>   |         |
| 17   | 2000 | STL | <b>Bill Roseman (2)</b>    | 64      | 30  | .681 | 7   | STL         | 1      | <b>Bill Roseman</b>        |         |
| 18   | 2001 | CIN | <b>Dick Moore (8)</b>      | 61      | 33  | .649 | 3   | CIN         | 1      | <b>Dick Moore (6)</b>      |         |
| 19   | 2002 | HOU | <b>Richard Clarke</b>      | 59      | 35  | .628 | 5   | STL         | 2      | <b>Bill Roseman (2)</b>    |         |
| 20   | 2003 | SF  | <b>Nat Wentling</b>        | 59      | 35  | .628 | 1   | SF          | 1      | <b>Nat Wentling</b>        |         |
| 21   | 2004 | HOU | <b>Richard Clarke (2)</b>  | 66      | 28  | .702 | 2   | HOU         | 1      | <b>Richard Clarke (2)</b>  |         |
| 22   | 2005 | LA  | <b>Rick Shea (3)</b>       | 56      | 38  | .596 | 2   | HOU         | 2      | <b>John Lloyd</b>          |         |
| 23   | 2006 | MON | <b>Pat Sutton</b>          | 63      | 31  | .670 | 5   | MON         | 1      | <b>Pat Sutton</b>          |         |
| 24   | 2007 | SF  | <b>Nat Wentling (2)</b>    | 59      | 35  | .628 | 3   | SD          | 5      | <b>Steve Henderson</b>     |         |
| 25   | 2008 | CHI | <b>Tom Diamond</b>         | 61      | 33  | .649 | 4   | SF          | 3      | <b>Nat Wentling (2)</b>    |         |
| 26   | 2009 | CIN | <b>Dick Moore (9)</b>      | 59      | 35  | .628 | 2   | CHI         | 2      | <b>Tom Diamond</b>         |         |
| 27   | 2010 | SD  | <b>Steve Henderson</b>     | 56      | 38  | .596 | 1   | NYM         | 6      | <b>Al Loveland</b>         |         |
| 28   | 2011 | STL | <b>Bill Roseman (3)</b>    | 59      | 35  | .628 | 5   | PIT         | 4      | <b>John DePrisco (3)</b>   |         |
| 29   | 2012 | STL | <b>Bill Roseman (4)</b>    | 62      | 32  | .660 | 6   | ATL         | 6      | <b>Jim Brown (2)</b>       |         |
| 30   | 2013 | CIN | <b>Dick Moore (10)</b>     | 56      | 38  | .596 | 3   | SD          | 4      | <b>Steve Henderson (2)</b> |         |
| 31   | 2014 | SD  | <b>Steve Henderson (2)</b> | 59      | 35  | .628 | 4   | NYM         | 5      | <b>Al Loveland (2)</b>     |         |
| 32   | 2015 | PHI | <b>Bob Welch (2)</b>       | 64      | 30  | .681 | 5   | WAS         | 2      | <b>Pat Sutton (2)</b>      |         |
| 33   | 2016 | SD  | <b>Steve Henderson (3)</b> | 59      | 35  | .628 | 1   | PHI         | 2      | <b>Bob Welch</b>           |         |
| 34   | 2017 | NYM | <b>Al Loveland</b>         | 62      | 32  | .660 | 2   | STL         | 3      | <b>Bill Roseman (3)</b>    |         |





# WHO DRAFTED?? (DVAL Manager for each franchise as of Draft Day, by season)

| YR   | repeat | ATL       | CHI        | CIN     | LA     | MIL(HOU) | NYM         | PHI       | PIT        | STL       | SD          | SF         | WAS(MON)   |
|------|--------|-----------|------------|---------|--------|----------|-------------|-----------|------------|-----------|-------------|------------|------------|
| 1984 |        | J.Papi    | J.Furman   | D.Moore | R.Shea |          |             | C.Hartman | J.DePrisco | J.Hunter  |             | B.Gorman   |            |
| 1985 |        | J.Papi    | K.Doelze   | D.Moore | R.Shea |          |             | C.Hartman | J.DePrisco | J.Hunter  |             | B.Gorman   |            |
| 1986 |        | J.Papi    | K.Doelze   | D.Moore | R.Shea |          | B.Dougherty | B.Welch   | J.DePrisco | J.Hunter  |             | B.Gorman   |            |
| 1987 |        | F.Webb    | K.Doelze   | D.Moore | R.Shea |          | B.Dougherty | B.Welch   | J.DePrisco | B.Roseman |             | B.Gorman   |            |
| 1988 |        | V.Meixell | T.Gilligan | D.Moore | R.Shea |          | B.Dougherty | B.Welch   | J.DePrisco | B.Roseman |             | B.Gorman   |            |
| 1989 |        | V.Meixell | J.Brown    | D.Moore | R.Shea |          | B.Dougherty | B.Welch   | J.DePrisco | B.Roseman |             | B.Gorman   |            |
| 1990 | (2)    | V.Meixell | J.Brown    | D.Moore | R.Shea |          | B.Dougherty | B.Welch   | J.DePrisco | B.Roseman |             | B.Gorman   |            |
| 1991 |        | V.Meixell | J.Brown    | D.Moore | R.Shea | R.Clarke | B.Dougherty | B.Welch   | J.DePrisco | B.Roseman |             | N.Wentling |            |
| 1992 | (2)    | V.Meixell | J.Brown    | D.Moore | R.Shea | R.Clarke | B.Dougherty | B.Welch   | J.DePrisco | B.Roseman |             | N.Wentling |            |
| 1993 | (3)    | V.Meixell | J.Brown    | D.Moore | R.Shea | R.Clarke | B.Dougherty | B.Welch   | J.DePrisco | B.Roseman |             | N.Wentling |            |
| 1994 |        | V.Meixell | J.Brown    | D.Moore | R.Shea | R.Clarke | B.Dougherty | B.Welch   | J.DePrisco | B.Roseman | S.Henderson | N.Wentling | J.Esposito |
| 1995 | (2)    | V.Meixell | J.Brown    | D.Moore | R.Shea | R.Clarke | B.Dougherty | B.Welch   | J.DePrisco | B.Roseman | S.Henderson | N.Wentling | J.Esposito |
| 1996 | (3)    | V.Meixell | J.Brown    | D.Moore | R.Shea | R.Clarke | B.Dougherty | B.Welch   | J.DePrisco | B.Roseman | S.Henderson | N.Wentling | J.Esposito |
| 1997 |        | V.Meixell | B.West     | D.Moore | R.Shea | R.Clarke | B.Dougherty | B.Welch   | J.DePrisco | B.Roseman | S.Henderson | N.Wentling | J.Esposito |
| 1998 |        | V.Meixell | T.Diamond  | D.Moore | R.Shea | R.Clarke | De.Moore    | B.Welch   | J.DePrisco | B.Roseman | S.Henderson | N.Wentling | J.Esposito |
| 1999 |        | V.Meixell | T.Diamond  | D.Moore | R.Shea | R.Clarke | A.Loveland  | B.Welch   | J.DePrisco | B.Roseman | S.Henderson | N.Wentling | J.Esposito |
| 2000 | (2)    | V.Meixell | T.Diamond  | D.Moore | R.Shea | R.Clarke | A.Loveland  | B.Welch   | J.DePrisco | B.Roseman | S.Henderson | N.Wentling | J.Esposito |
| 2001 | (3)    | V.Meixell | T.Diamond  | D.Moore | R.Shea | R.Clarke | A.Loveland  | B.Welch   | J.DePrisco | B.Roseman | S.Henderson | N.Wentling | J.Esposito |
| 2002 |        | V.Meixell | T.Diamond  | D.Moore | R.Shea | R.Clarke | A.Loveland  | B.Welch   | J.DePrisco | B.Roseman | S.Henderson | N.Wentling | J.Esposito |
| 2003 | (2)    | V.Meixell | T.Diamond  | D.Moore | R.Shea | R.Clarke | A.Loveland  | B.Welch   | J.DePrisco | B.Roseman | S.Henderson | N.Wentling | J.Esposito |
| 2004 | (3)    | V.Meixell | T.Diamond  | D.Moore | R.Shea | R.Clarke | A.Loveland  | B.Welch   | J.DePrisco | B.Roseman | S.Henderson | N.Wentling | J.Esposito |
| 2005 |        | V.Meixell | T.Diamond  | D.Moore | R.Shea | J.Lloyd  | A.Loveland  | B.Welch   | J.DePrisco | B.Roseman | S.Henderson | N.Wentling | P.Sutton   |
| 2006 | (2)    | V.Meixell | T.Diamond  | D.Moore | R.Shea | J.Lloyd  | A.Loveland  | B.Welch   | J.DePrisco | B.Roseman | S.Henderson | N.Wentling | P.Sutton   |
| 2007 | (3)    | V.Meixell | T.Diamond  | D.Moore | R.Shea | J.Lloyd  | A.Loveland  | B.Welch   | J.DePrisco | B.Roseman | S.Henderson | N.Wentling | P.Sutton   |
| 2008 |        | J.Brown   | T.Diamond  | D.Moore | R.Shea | J.Lloyd  | A.Loveland  | B.Welch   | J.DePrisco | B.Roseman | S.Henderson | N.Wentling | P.Sutton   |
| 2009 | (2)    | J.Brown   | T.Diamond  | D.Moore | R.Shea | J.Lloyd  | A.Loveland  | B.Welch   | J.DePrisco | B.Roseman | S.Henderson | N.Wentling | P.Sutton   |
| 2010 | (3)    | J.Brown   | T.Diamond  | D.Moore | R.Shea | J.Lloyd  | A.Loveland  | B.Welch   | J.DePrisco | B.Roseman | S.Henderson | N.Wentling | P.Sutton   |
| 2011 | (4)    | J.Brown   | T.Diamond  | D.Moore | R.Shea | J.Lloyd  | A.Loveland  | B.Welch   | J.DePrisco | B.Roseman | S.Henderson | N.Wentling | P.Sutton   |
| 2012 | (5)    | J.Brown   | T.Diamond  | D.Moore | R.Shea | J.Lloyd  | A.Loveland  | B.Welch   | J.DePrisco | B.Roseman | S.Henderson | N.Wentling | P.Sutton   |
| 2013 |        | J.Brown   | R.Russell  | D.Moore | R.Shea | J.Lloyd  | A.Loveland  | B.Welch   | J.DePrisco | B.Roseman | S.Henderson | N.Wentling | P.Sutton   |
| 2014 | (2)    | J.Brown   | R.Russell  | D.Moore | R.Shea | J.Lloyd  | A.Loveland  | B.Welch   | J.DePrisco | B.Roseman | S.Henderson | N.Wentling | P.Sutton   |
| 2015 | (3)    | J.Brown   | R.Russell  | D.Moore | R.Shea | J.Lloyd  | A.Loveland  | B.Welch   | J.DePrisco | B.Roseman | S.Henderson | N.Wentling | P.Sutton   |
| 2016 | (4)    | J.Brown   | R.Russell  | D.Moore | R.Shea | J.Lloyd  | A.Loveland  | B.Welch   | J.DePrisco | B.Roseman | S.Henderson | N.Wentling | P.Sutton   |
| 2017 |        | J.Brown   | R.Russell  | D.Moore | R.Shea | B.Norris | A.Loveland  | B.Welch   | J.DePrisco | B.Roseman | S.Henderson | N.Wentling | P.Sutton   |
| 2018 |        | J.Brown   | R.Russell  | D.Moore | R.Shea | B.Norris | A.Loveland  | B.Welch   | J.DePrisco | B.Roseman | S.Henderson | N.Wentling | J.Haubrich |

|        |    |    |    |    |    |    |    |    |    |    |    |    |
|--------|----|----|----|----|----|----|----|----|----|----|----|----|
| Drafts | 19 | 6  | 35 | 35 | 2  | 20 | 33 | 35 | 32 | 25 | 28 | 1  |
| Rank   | 9  | 10 | 1  | 1  | 11 | 8  | 4  | 1  | 5  | 7  | 6  | 12 |

## DVAL HISTORICAL RECAP

|     | QUALIFIED<br>FOR<br>PLAYOFFS | PLAYOFF<br>SERIES<br>RECORD | WORLD<br>SERIES<br>RECORD | POST-SEASON<br>W-L RECORD | WORLD SERIES<br>W-L RECORD |
|-----|------------------------------|-----------------------------|---------------------------|---------------------------|----------------------------|
| ATL | 10                           | 9-9                         | 1-3                       | 53-50 .515                | 9-15 .375                  |
| CHI | 16                           | 14-14                       | 2-4                       | 81-81 .500                | 9-17 .346                  |
| CIN | 26                           | 27-20                       | 6-8                       | 139-117 .543              | 42-42 .500                 |
| LA  | 19                           | 14-17                       | 2-4                       | 84-92 .477                | 12-19 .387                 |
| MIL | 15                           | 12-12                       | 3-2                       | 66-77 .462                | 13-17 .433                 |
| NYM | 14                           | 18-9                        | 5-2                       | 89-65 .578                | 22-16 .579                 |
| PHI | 9                            | 5-8                         | 1-2                       | 34-43 .442                | 7-11 .389                  |
| PIT | 12                           | 8-9                         | 3-0                       | 50-48 .510                | 12-2 .857                  |
| STL | 25                           | 15-20                       | 5-3                       | 96-107 .473               | 29-17 .630                 |
| SD  | 16                           | 11-14                       | 2-3                       | 68-77 .469                | 16-16 .500                 |
| SF  | 13                           | 9-11                        | 2-1                       | 57-60 .487                | 9-7 .563                   |
| WAS | 10                           | 9-8                         | 2-2                       | 49-49 .500                | 12-13 .480                 |

NOTE: THE 1987 CHICAGO CUBS WERE MANAGED BY BOB DOUGHERTY IN THE PLAYOFFS.  
 THE 1997 NEW YORK METS WERE MANAGED BY STEVE HENDERSON IN THE PLAYOFFS.  
 THE 2017 WASHINGTON NATS WERE MANAGED BY RICK SHEA IN THE PLAYOFFS.

### PLAYOFF SERIES RESULTS

| YEAR | QUARTER<br>FINAL | QUARTER<br>FINAL | SEMI-<br>FINAL | SEMI-<br>FINAL | WORLD<br>SERIES |
|------|------------------|------------------|----------------|----------------|-----------------|
| 1984 | NONE             | NONE             | NONE           | STL-4 ATL-3    | STL-4 LA -2     |
| 1985 | NONE             | NONE             | NONE           | CIN-4 PIT-3    | STL-4 CIN-1     |
| 1986 | NONE             | NONE             | CIN-4 PIT-3    | CIN-4 CHI-2    | CIN-4 STL-3     |
| 1987 | NONE             | NONE             | CHI-4 SF -1    | CHI-4 PIT-2    | CIN-4 CHI-2     |
| 1988 | NONE             | NONE             | CIN-4 STL-3    | LA -4 PIT-3    | LA -4 CIN-2     |
| 1989 | NONE             | NONE             | NYM-4 CHI-3    | LA -4 NYM-2    | CIN-4 LA -1     |
| 1990 | NONE             | NONE             | CIN-4 CHI-1    | NYM-4 LA -1    | NYM-4 CIN-1     |
| 1991 | NONE             | LA -4 SF -3      | LA -4 CIN-1    | CHI-4 NYM-2    | CHI-4 LA -1     |
| 1992 | NONE             | LA -4 CIN-0      | NYM-4 LA -3    | CHI-4 STL-2    | NYM-4 CHI-1     |
| 1993 | NONE             | LA -4 STL-1      | CIN-4 LA -0    | PHI-4 NYM-2    | CIN-4 PHI-1     |
| 1994 | NYM-4 HOU-3      | CHI-4 STL-0      | PIT-4 CHI-2    | NYM-4 LA -2    | PIT-4 NYM-1     |
| 1995 | ATL-4 PIT-3      | LA -4 HOU-1      | ATL-4 CIN-1    | NYM-4 LA -3    | NYM-4 ATL-3     |
| 1996 | CIN-4 SD -0      | NYM-4 STL-0      | HOU-4 CIN-3    | LA -4 NYM-3    | LA -4 HOU-1     |
| 1997 | HOU-4 PIT-2      | NYM-4 ATL-1      | CIN-4 HOU-0    | NYM-4 LA -1    | CIN-4 NYM-1     |
| 1998 | ATL-4 SD -2      | HOU-4 CIN-3      | STL-4 ATL-1    | HOU-4 PHI-3    | HOU-4 STL-3     |
| 1999 | CIN-4 MON-1      | HOU-4 STL-1      | PIT-4 HOU-2    | ATL-4 CIN-0    | PIT-4 ATL-0     |
| 2000 | SF -4 HOU-2      | LA -4 ATL-2      | CIN-4 SF -3    | STL-4 LA -3    | STL-4 CIN-2     |
| 2001 | HOU-4 ATL-3      | SD -4 SF -2      | CIN-4 SD -1    | HOU-4 STL-3    | CIN-4 HOU-0     |
| 2002 | LA -4 CHI-3      | SF -4 SD -1      | LA -4 HOU-2    | STL-4 SF -1    | STL-4 LA -0     |
| 2003 | MON-4 NYM-1      | STL-4 LA -3      | MON-4 HOU-1    | SF -4 STL-2    | SF -4 MON-1     |
| 2004 | CIN-4 LA -0      | STL-4 SF -2      | HOU-4 CIN-1    | STL-4 CHI-3    | HOU-4 STL-3     |
| 2005 | PHI-4 STL-2      | MON-4 SD -3      | HOU-4 PHI-1    | MON-4 LA -3    | HOU-4 MON-3     |
| 2006 | CIN-4 PHI-3      | LA -4 STL-0      | CIN-4 HOU-0    | MON-4 LA -1    | MON-4 CIN-3     |
| 2007 | SD -4 STL-0      | CHI-4 WAS-3      | SD -4 SF -3    | PHI-4 CHI-3    | SD -4 PHI-2     |
| 2008 | SF -4 CIN-3      | SD -4 WAS-3      | SF -4 CHI-1    | SD -4 HOU-3    | SF -4 SD -2     |
| 2009 | STL-4 SF -3      | ATL-4 SD -1      | ATL-4 CIN-0    | CHI-4 STL-2    | CHI-4 ATL-2     |
| 2010 | CIN-4 ATL-2      | NYM-4 WAS-0      | CIN-4 PHI-1    | NYM-4 SD -0    | NYM-4 CIN-3     |
| 2011 | PIT-4 SD -3      | SF -4 HOU-3      | PIT-4 STL-2    | SF -4 LA -1    | PIT-4 SF -1     |
| 2012 | ATL-4 PIT-1      | WAS-4 PHI-1      | ATL-4 STL-3    | SD -4 WAS-1    | ATL-4 SD -3     |
| 2013 | PIT-4 CHI-1      | SD -4 SF -1      | CIN-4 PIT-1    | SD -4 STL-3    | SD -4 CIN-2     |
| 2014 | NYM-4 STL-1      | CIN-4 SF -1      | NYM-4 LA -3    | CIN-4 SD -1    | NYM-4 CIN-0     |
| 2015 | CIN-4 PIT-0      | CHI-4 SD -3      | WAS-4 CIN-2    | CHI-4 PHI-2    | WAS-4 CHI-2     |
| 2016 | CHI-4 STL-2      | CIN-4 NYM-3      | PHI-4 CIN-1    | SD -4 CHI-1    | PHI-4 SD -3     |
| 2017 | STL-4 WAS-1      | CHI-4 SD -1      | STL-4 CIN-2    | CHI-4 NYM-2    | STL-4 CHI-0     |

NOTES:

1986, 87, 89 - 1ST SEMI-FINAL WAS ACTUALLY 4 VS. 3 QUARTER FINAL  
 1989 - CHI DEFEATED PIT IN A 1-GAME PLAYOFF FOR 4TH PLACE  
 1993 - PHI DEFEATED LA IN A 3-GAME PLAYOFF FOR 3RD PLACE

1998 - STL DEFEATED ATL IN A 3-GAME PLAYOFF FOR 2ND PLACE  
 1999 - CIN DEFEATED LA(2-1) AND SD(2-1) TO BREAK 3-WAY TIE FOR 6<sup>TH</sup>  
 2000 - HOU DEFEATED PHI IN A 3-GAME PLAYOFF FOR 6<sup>TH</sup> PLACE, 2 GAMES TO 1  
 2002 - STL DEFEATED SF IN A 3-GAME PLAYOFF FOR 2<sup>ND</sup> PLACE, 2 GAMES TO 0  
 2004 - SF DEFEATED MON IN A 3-GAME PLAYOFF FOR 6<sup>TH</sup> PLACE, 2 GAMES TO 0  
 2013 - PIT DEFEATED WAS IN A 3-GAME PLAYOFF FOR 6<sup>TH</sup> PLACE, 2 GAMES TO 0

|         |         |         |         |
|---------|---------|---------|---------|
| 4 GAMES | 5 GAMES | 6 GAMES | 7 GAMES |
| 20      | 48      | 35      | 48      |


|  |    |     |       |
|--|----|-----|-------|
| MOST CONSECUTIVE PLAYOFF APPEARANCES:      | 13 | HOU | 94-06 |
| MOST CONSECUTIVE "FINAL FOUR" APPEARANCES: | 10 | LA  | 88-97 |
| MOST CONSECUTIVE WORLD SERIES APPEARANCES: | 6  | CIN | 85-90 |
| MOST CONSECUTIVE PLAYOFF SERIES WINS:      | 6  | NYM | 10-14 |

### SEASON RECORDS - TEAM

|                                   | MOST                       | LEAST         |
|-----------------------------------|----------------------------|---------------|
| AT BATS:                          | 3394 2000 PHI              | 2795 1985 CHI |
| HITS:                             | 973 2000 PHI               | 586 1993 SF   |
| RUNS:                             | 603 2000 PHI               | 258 1993 SF   |
|                                   |                            | 2011 NYM      |
| RBI'S:                            | 568 2000 PHI               | 241 1993 SF   |
| 2B:                               | 234 2007 PHI               | 97 1985 SF    |
| 3B:                               | 46 1985 CIN                | 6 1990 SF     |
| HR:                               | 165 2001 CIN               | 37 1984 STL   |
|                                   | 2007 SD                    |               |
| BB:                               | 492 2000 STL               | 157 1989 CHI  |
| SO:                               | <u>900</u> <b>2017 STL</b> | 377 1986 CHI  |
| SB:                               | 176 2010 STL               | 15 2008 SF    |
| DP:                               | 102 1994 CIN               | 29 1999 NYM   |
| AVG:                              | .287 2000 PHI              | .195 1993 SF  |
| SLG:                              | .492 2001 CIN              | .305 1993 SF  |
| OBA:                              | .362 2000 PHI              | .247 2011 NYM |
|                                   | 2000 STL                   |               |
| EBH:                              | 384 2002 HOU               | 184 1985 SF   |
| TB:                               | 1631 2002 HOU              | 916 1993 SF   |
| WINS:                             | 66 2004 HOU                | 21 1994 MON   |
| IP:                               | 872 2011 STL               | 736 1989 CHI  |
|                                   | <u>872</u> <b>2017 STL</b> |               |
| HITS:                             | 1036 1999 CHI              | 551 1989 LA   |
| RUNS:                             | 632 1997 MON               | 243 1989 CIN  |
| ER:                               | 588 2006 CHI               | 227 1989 CIN  |
| BB:                               | 463 2001 CHI               | 178 1989 CIN  |
| SO:                               | 908 2016 CIN               | 413 1985 ATL  |
| CG:                               | 54 2001 STL                | 1 2009 PIT    |
|                                   |                            | 2010 CHI      |
| SHO:                              | 16 1992 NYM                | 0 1988 SF     |
|                                   |                            | 1989 STL      |
|                                   |                            | 1990 PHI      |
|                                   |                            | 1999 SF       |
|                                   |                            | 2002 CHI      |
|                                   |                            | 2007 PIT      |
|                                   |                            | 2010 HOU      |
|                                   |                            | 2012 HOU      |
| SAVES:                            | 42 2012 STL                | 2 1994 MON    |
| ERA:                              | 6.37 2006 CHI              | 2.55 1989 CIN |
| CHG IN WINS OVER PREVIOUS SEASON: | +37 2004 CHI               | -34 2005 CHI  |

## DVAL NO-HITTERS

|     |   | GR        |                   |             |                              |
|-----|---|-----------|-------------------|-------------|------------------------------|
| 1.  | DAVE LAPOINT  | 6         | STL VS ATL        | 1985        |                              |
| 2.  | DWIGHT GOODEN   | 25        | PIT VS CIN        | 1986        | (86 QF)                      |
| 3.  | JIM DESHAIES  | 10        | PIT VS STL        | 1987        |                              |
| 4.  | MIKE DUNNE  | 13        | CHI VS PIT        | 1988        | (Bill Roseman, Interim Mgr.) |
| 5.  | ANDY BENES &<br>LARRY ANDERSEN  | 11<br>20  | NYM VS STL        | 1991        |                              |
| 6.  | PAT COMBS   | 6         | HOU VS NYM        | 1991        |                              |
| 7.  | DOUG DRABEK   | 15        | CIN VS ATL        | 1991        |                              |
| 8.  | MARK LANGSTON   | 15        | STL VS HOU        | 1992        |                              |
| 9.  | TIM BELCHER   | 15        | STL VS PHI        | 1992        |                              |
| 10. | JOHN SMOLTZ   | 14        | LA VS PIT         | 1994        |                              |
| 11. | BOBBY MUNOZ   | 12        | PHI VS ATL        | 1995        |                              |
| 12. | PEDRO ASTACIO   | 11        | CHI VS STL        | 1997        | (Jean Roseman, Interim Mgr.) |
| 13. | TOM GLAVINE   | 14        | PIT VS NYM        | 1998        |                              |
| 14. | DAVID WELLS   | 9         | PIT VS PHI        | 1998        |                              |
| 15. | PEDRO MARTINEZ  | 21        | STL VS CIN        | 2000        |                              |
| 16. | DAVID WELLS   | 8         | STL VS ATL        | 2000        |                              |
| 17. | KEVIN MILLWOOD  | 16        | LA VS HOU         | 2000        |                              |
| 18. | LIVAN HERNANDEZ   | 11        | STL VS MON        | 2001        |                              |
| 19. | TOM GLAVINE   | 12        | PIT VS CIN        | 2002        |                              |
| 20. | CHRIS CARPENTER   | 14        | SF VS NYM         | 2005        |                              |
| 21. | BRANDON WEBB  | 13        | SD VS PIT         | 2005        |                              |
| 22. | BRIAN LAWRENCE  | 5         | STL VS LA         | 2006        |                              |
| 23. | JAMIE MOYER   | 7         | NYM VS PHI        | 2007        |                              |
| 24. | MATT BELISLE  | 5         | NYM VS PIT        | 2008        |                              |
| 25. | TIM HUDSON  | 12        | WAS VS CIN        | 2009        |                              |
| 26. | RICH HARDEN   | 17        | SD VS CHI         | 2009        |                              |
| 27. | JAVIER VAZQUEZ  | 14        | CIN VS SF         | 2010        |                              |
| 28. | LUIS ATILANO  | 5         | HOU VS STL        | 2011        |                              |
| 29. | CLAYTON KERSHAW(15), ANDREW CASHNER(7),<br>CHRIS PEREZ(25), KYLE MCLELLAN(17)<br>BRIAN WILSON(21) |           | LA VS HOU         | 2011        |                              |
| 30. | KYLE KENDRICK   | 10        | PIT VS HOU        | 2012        |                              |
| 31. | MATT CAIN   | 15        | SD VS ATL         | 2012        | (2012 WS)                    |
| 32. | AARON HARANG  | 13        | CIN VS PIT        | 2013        |                              |
| 33. | MADISON BUMGARNER   | 13        | CHI VS SFS        | 2013        |                              |
| 34. | J.A. HAPP   | 8         | PHI VS MIL        | 2014        |                              |
| 35. | JAKE PEAVY  | 9         | CIN VS LA         | 2015        |                              |
| 36. | HENDERSON ALVAREZ   | 15        | SD VS MIL         | 2015        |                              |
| 37. | AARON HARANG  | 5         | PIT VS CIN        | 2016        | (PERFECT GAME)               |
| 38. | JOHN LACKEY (14), HECTOR RONDON (20) (10 Inn)   |           | SD VS CHI         | 2016        | (16 SF)                      |
| 39. | <i>JOHNNY CUETO</i>   | <i>15</i> | <i>PIT VS SF</i>  | <i>2017</i> |                              |
| 40. | <i>KYLE HENDRICKS</i>   | <i>17</i> | <i>WAS VS SD</i>  | <i>2017</i> | <i>(PERFECT GAME)</i>        |
| 41. | <i>JOSE FERNANDEZ</i>   | <i>15</i> | <i>STL VS WAS</i> | <i>2017</i> |                              |
| 42. | <i>J.A. HAPP</i>  | <i>17</i> | <i>STL VS NYM</i> | <i>2017</i> |                              |



(Jean Roseman, Interim Mgr.)

| Team | No-Hitters | Times No Hit |
|------|------------|--------------|
| ATL  | 0          | 5            |
| CHI  | 3          | 2            |
| CIN  | 4          | 5            |
| LA   | 2          | 5            |
| MIL  | 3          | 3            |
| NYM  | 3          | 4            |
| PHI  | 2          | 3            |
| PIT  | 8          | 5            |
| STL  | 9          | 4            |
| SD   | 5          | 1            |
| SF   | 1          | 3            |
| WAS  | 2          | 2            |

**M. V. P. AWARD****CY YOUNG AWARD**

|      |     |                   |     |                     |
|------|-----|-------------------|-----|---------------------|
| 1984 | LA  | ANDRE DAWSON      | LA  | JERRY REUSS         |
| 1985 | STL | BRUCE SUTTER      | STL | BRUCE SUTTER        |
| 1986 | CIN | MIKE SCHMIDT      | CHI | FERNANDO VALENZUELA |
| 1987 | CIN | MIKE SCHMIDT      | PIT | OREL HERSHISER      |
| 1988 | PHI | WILL CLARK        | PIT | OREL HERSHISER      |
|      | LA  | ANDRE DAWSON      |     |                     |
| 1989 | LA  | DARRYL STRAWBERRY | CIN | JOHN TUDOR          |
| 1990 | SF  | HOWARD JOHNSON    | LA  | SCOTT GARRELTS      |
| 1991 | CHI | RYNE SANDBERG     | CIN | DOUG DRABEK         |
| 1992 | NYM | HAL MORRIS        | NYM | BILL GULLICKSON     |
| 1993 | CIN | DARREN DAULTON    | PIT | RANDY TOMLIN        |
| 1994 | LA  | BARRY BONDS       | LA  | JOHN SMOLTZ         |
| 1995 | LA  | BARRY BONDS       | CIN | DAVID CONE          |
| 1996 | HOU | LARRY WALKER      | NYM | GREG MADDUX         |
| 1997 | CIN | GARY SHEFFIELD    | NYM | JEFF FASSERO        |
| 1998 | STL | MARK MCGWIRE      | NYM | GREG MADDUX         |
| 1999 | ATL | MIKE PIAZZA       | PIT | TOM GLAVINE         |
| 2000 | CIN | SAMMY SOSA        | STL | PEDRO MARTINEZ      |
| 2001 | CIN | SAMMY SOSA        | ATL | KEVIN BROWN         |
| 2002 | LA  | BARRY BONDS       | CIN | JAVIER VAZQUEZ      |
| 2003 | HOU | SHAWN GREEN       | STL | CURT SCHILLING      |
| 2004 | HOU | TODD HELTON       | CIN | JAVIER VAZQUEZ      |
| 2005 | LA  | BARRY BONDS       | STL | PEDRO MARTINEZ      |
| 2006 | SD  | DERREK LEE        | HOU | ROGER CLEMENS       |
| 2007 | CHI | HANLEY RAMIREZ    | LA  | ROY OSWALT          |
| 2008 | CHI | HANLEY RAMIREZ    | SF  | CHRIS YOUNG         |
| 2009 | CHI | HANLEY RAMIREZ    | STL | RICKY NOLASCO       |
| 2010 | SD  | JASON BAY         | LA  | CLIFF LEE           |
| 2011 | PHI | JOSH HAMILTON     | PIT | TOMMY HANSON        |
| 2012 | HOU | MATT KEMP         | CIN | DAN HAREN           |
| 2013 | STL | AARON HILL        | NYM | GIO GONZALEZ        |
| 2014 | SF  | MIGUEL CABRERA    | STL | JOSE FERNANDEZ      |
| 2015 | PHI | JOSH HARRISON     | CIN | JULIO TEHERAN       |
| 2016 | STL | PAUL GOLDSCHMIDT  | SD  | JOHN LACKEY         |
| 2017 | CHI | ANTHONY RIZZO     | STL | J.A. HAPP           |

| <b>TEAM</b> | <b>MVP</b> | <b>CY</b> |
|-------------|------------|-----------|
| <b>ATL</b>  | <b>1</b>   | <b>1</b>  |
| <b>CHI</b>  | <b>5</b>   | <b>1</b>  |
| <b>CIN</b>  | <b>6</b>   | <b>7</b>  |
| <b>LA</b>   | <b>7</b>   | <b>5</b>  |
| <b>MIL</b>  | <b>4</b>   | <b>1</b>  |
| <b>NYM</b>  | <b>1</b>   | <b>5</b>  |
| <b>PHI</b>  | <b>3</b>   | <b>0</b>  |
| <b>PIT</b>  | <b>0</b>   | <b>5</b>  |
| <b>STL</b>  | <b>4</b>   | <b>6</b>  |
| <b>SD</b>   | <b>2</b>   | <b>1</b>  |
| <b>SF</b>   | <b>2</b>   | <b>1</b>  |
| <b>WAS</b>  | <b>0</b>   | <b>0</b>  |



|      | ATL |    | CHI |    | CIN |    | LA |    | MIL/HOU |    | NYM |    | PHI |    | PIT |    | STL |    | SD |    | SF |    | WAS/MON |    |
|------|-----|----|-----|----|-----|----|----|----|---------|----|-----|----|-----|----|-----|----|-----|----|----|----|----|----|---------|----|
|      | W   | L  | W   | L  | W   | L  | W  | L  | W       | L  | W   | L  | W   | L  | W   | L  | W   | L  | W  | L  | W  | L  | W       | L  |
| 1984 | 52  | 32 | 35  | 49 | 38  | 46 | 56 | 28 | 0       | 0  | 0   | 0  | 38  | 46 | 35  | 49 | 42  | 42 | 0  | 0  | 40 | 44 | 0       | 0  |
| 1985 | 42  | 42 | 42  | 42 | 51  | 33 | 35 | 49 | 0       | 0  | 0   | 0  | 27  | 57 | 52  | 32 | 56  | 28 | 0  | 0  | 31 | 53 | 0       | 0  |
| 1986 | 46  | 42 | 53  | 35 | 51  | 37 | 42 | 46 | 0       | 0  | 32  | 56 | 35  | 53 | 52  | 36 | 55  | 33 | 0  | 0  | 30 | 58 | 0       | 0  |
| 1987 | 32  | 56 | 48  | 40 | 56  | 32 | 41 | 47 | 0       | 0  | 36  | 52 | 35  | 53 | 55  | 33 | 43  | 45 | 0  | 0  | 50 | 38 | 0       | 0  |
| 1988 | 39  | 49 | 45  | 43 | 53  | 35 | 51 | 37 | 0       | 0  | 29  | 59 | 38  | 50 | 49  | 39 | 48  | 40 | 0  | 0  | 44 | 44 | 0       | 0  |
| 1989 | 39  | 49 | 45  | 43 | 61  | 27 | 53 | 35 | 0       | 0  | 51  | 37 | 42  | 46 | 45  | 43 | 26  | 62 | 0  | 0  | 34 | 54 | 0       | 0  |
| 1990 | 42  | 46 | 44  | 44 | 57  | 31 | 55 | 33 | 0       | 0  | 56  | 32 | 25  | 63 | 41  | 47 | 41  | 47 | 0  | 0  | 35 | 53 | 0       | 0  |
| 1991 | 43  | 47 | 52  | 38 | 57  | 33 | 46 | 44 | 30      | 60 | 53  | 37 | 42  | 48 | 39  | 51 | 43  | 47 | 0  | 0  | 45 | 45 | 0       | 0  |
| 1992 | 34  | 56 | 50  | 40 | 49  | 41 | 50 | 40 | 38      | 52 | 58  | 32 | 41  | 49 | 42  | 48 | 53  | 37 | 0  | 0  | 35 | 55 | 0       | 0  |
| 1993 | 30  | 60 | 44  | 46 | 54  | 36 | 51 | 39 | 46      | 44 | 52  | 38 | 51  | 39 | 45  | 45 | 50  | 40 | 0  | 0  | 27 | 63 | 0       | 0  |
| 1994 | 39  | 51 | 49  | 41 | 45  | 45 | 59 | 31 | 47      | 43 | 51  | 39 | 40  | 50 | 61  | 29 | 49  | 41 | 33 | 57 | 46 | 44 | 21      | 69 |
| 1995 | 58  | 32 | 36  | 54 | 60  | 30 | 47 | 43 | 47      | 43 | 61  | 29 | 46  | 44 | 47  | 43 | 41  | 49 | 39 | 51 | 31 | 59 | 27      | 63 |
| 1996 | 36  | 58 | 34  | 60 | 54  | 40 | 64 | 30 | 63      | 31 | 50  | 44 | 46  | 48 | 42  | 52 | 51  | 43 | 49 | 45 | 38 | 56 | 37      | 57 |
| 1997 | 50  | 44 | 40  | 54 | 63  | 31 | 58 | 36 | 50      | 44 | 56  | 38 | 49  | 45 | 53  | 41 | 48  | 46 | 37 | 57 | 28 | 66 | 32      | 62 |
| 1998 | 54  | 40 | 26  | 68 | 53  | 41 | 49 | 45 | 51      | 43 | 46  | 48 | 55  | 39 | 48  | 46 | 54  | 40 | 50 | 44 | 35 | 59 | 43      | 51 |
| 1999 | 60  | 34 | 30  | 64 | 46  | 48 | 46 | 48 | 50      | 44 | 45  | 49 | 44  | 50 | 53  | 41 | 50  | 44 | 46 | 48 | 43 | 51 | 51      | 43 |
| 2000 | 52  | 42 | 37  | 57 | 57  | 37 | 53 | 41 | 50      | 44 | 37  | 57 | 50  | 44 | 39  | 55 | 64  | 30 | 35 | 59 | 54 | 40 | 36      | 58 |
| 2001 | 53  | 41 | 43  | 51 | 61  | 33 | 39 | 55 | 49      | 45 | 36  | 58 | 39  | 55 | 39  | 55 | 58  | 36 | 47 | 47 | 55 | 39 | 45      | 49 |
| 2002 | 40  | 54 | 51  | 43 | 45  | 49 | 50 | 44 | 59      | 35 | 42  | 52 | 44  | 50 | 37  | 57 | 54  | 40 | 46 | 48 | 54 | 40 | 42      | 52 |
| 2003 | 39  | 55 | 27  | 67 | 46  | 48 | 50 | 44 | 58      | 36 | 49  | 45 | 45  | 49 | 33  | 61 | 56  | 38 | 46 | 48 | 59 | 35 | 56      | 38 |
| 2004 | 35  | 59 | 64  | 30 | 46  | 48 | 51 | 43 | 66      | 28 | 37  | 57 | 39  | 55 | 35  | 59 | 59  | 35 | 42 | 52 | 45 | 49 | 45      | 49 |
| 2005 | 42  | 52 | 30  | 64 | 47  | 47 | 56 | 38 | 54      | 40 | 46  | 48 | 53  | 41 | 39  | 55 | 48  | 46 | 49 | 45 | 47 | 47 | 53      | 41 |
| 2006 | 41  | 53 | 33  | 61 | 55  | 39 | 49 | 45 | 58      | 36 | 37  | 57 | 49  | 45 | 47  | 47 | 49  | 45 | 48 | 46 | 35 | 59 | 63      | 31 |
| 2007 | 37  | 57 | 52  | 42 | 46  | 48 | 42 | 52 | 43      | 51 | 46  | 48 | 56  | 38 | 29  | 65 | 54  | 40 | 50 | 44 | 59 | 35 | 50      | 44 |
| 2008 | 42  | 52 | 61  | 33 | 52  | 42 | 43 | 51 | 57      | 37 | 37  | 57 | 37  | 57 | 42  | 52 | 30  | 64 | 53 | 41 | 55 | 39 | 55      | 39 |
| 2009 | 49  | 45 | 57  | 37 | 59  | 35 | 35 | 59 | 44      | 50 | 44  | 50 | 35  | 59 | 29  | 65 | 56  | 38 | 56 | 38 | 53 | 41 | 47      | 47 |
| 2010 | 50  | 44 | 45  | 49 | 51  | 43 | 48 | 46 | 42      | 52 | 49  | 45 | 55  | 39 | 34  | 60 | 45  | 49 | 56 | 38 | 38 | 56 | 51      | 43 |
| 2011 | 41  | 53 | 51  | 43 | 44  | 50 | 54 | 40 | 48      | 46 | 23  | 71 | 39  | 55 | 52  | 42 | 59  | 35 | 51 | 43 | 54 | 40 | 48      | 46 |
| 2012 | 48  | 46 | 43  | 51 | 46  | 48 | 37 | 57 | 40      | 54 | 40  | 54 | 52  | 42 | 54  | 40 | 62  | 32 | 56 | 38 | 36 | 58 | 50      | 44 |
| 2013 | 35  | 59 | 52  | 42 | 56  | 38 | 47 | 47 | 43      | 51 | 37  | 57 | 36  | 58 | 51  | 43 | 53  | 41 | 52 | 42 | 51 | 43 | 51      | 43 |
| 2014 | 47  | 47 | 44  | 50 | 51  | 43 | 55 | 39 | 36      | 58 | 51  | 43 | 31  | 63 | 36  | 58 | 53  | 41 | 59 | 35 | 54 | 40 | 47      | 47 |
| 2015 | 42  | 52 | 51  | 43 | 54  | 40 | 41 | 53 | 39      | 55 | 48  | 46 | 64  | 30 | 48  | 46 | 37  | 57 | 50 | 44 | 31 | 63 | 59      | 35 |
| 2016 | 45  | 49 | 50  | 44 | 55  | 39 | 42 | 52 | 40      | 54 | 46  | 48 | 58  | 36 | 33  | 61 | 53  | 41 | 59 | 35 | 39 | 55 | 44      | 50 |
| 2017 | 43  | 51 | 51  | 43 | 60  | 34 | 40 | 54 | 33      | 61 | 62  | 32 | 37  | 57 | 42  | 52 | 56  | 38 | 53 | 41 | 38 | 56 | 49      | 45 |

|       | ATL  |      | CHI  |      | CIN  |      | LA   |      | MIL/HOU |      | NYM  |      | PHI  |      | PIT  |      | STL  |      | SD   |      | SF   |      | WAS/MON |      |
|-------|------|------|------|------|------|------|------|------|---------|------|------|------|------|------|------|------|------|------|------|------|------|------|---------|------|
|       | W    | L    | W    | L    | W    | L    | W    | L    | W       | L    | W    | L    | W    | L    | W    | L    | W    | L    | W    | L    | W    | L    | W       | L    |
| total | 1477 | 1649 | 1515 | 1611 | 1779 | 1347 | 1635 | 1491 | 1281    | 1237 | 1443 | 1515 | 1473 | 1653 | 1478 | 1648 | 1696 | 1430 | 1162 | 1086 | 1449 | 1677 | 1102    | 1146 |
| 10yr  | 442  | 498  | 505  | 435  | 528  | 412  | 442  | 498  | 422     | 518  | 437  | 503  | 444  | 496  | 421  | 519  | 504  | 436  | 545  | 395  | 449  | 491  | 501     | 439  |
| 5yr   | 212  | 258  | 248  | 222  | 276  | 194  | 225  | 245  | 191     | 279  | 244  | 226  | 226  | 244  | 210  | 260  | 252  | 218  | 273  | 197  | 213  | 257  | 250     | 220  |
| 3yr   | 130  | 152  | 152  | 130  | 169  | 113  | 123  | 159  | 112     | 170  | 156  | 126  | 159  | 123  | 123  | 159  | 146  | 136  | 162  | 120  | 108  | 174  | 152     | 130  |

|    | OVERALL |      | LAST 10 |      | LAST 5 |      | LAST 3 |      | 50-WIN  |    | 60-WIN  |   |
|----|---------|------|---------|------|--------|------|--------|------|---------|----|---------|---|
|    | RANK    |      | RANK    |      | RANK   |      | RANK   |      | SEASONS |    | SEASONS |   |
| 1  | CIN     | .569 | SD      | .580 | CIN    | .587 | CIN    | .599 | CIN     | 23 | CIN     | 5 |
| 2  | STL     | .543 | CIN     | .562 | SD     | .581 | SD     | .574 | STL     | 20 | CHI     | 2 |
| 3  | LA      | .523 | CHI     | .537 | STL    | .536 | PHI    | .564 | LA      | 16 | MIL     | 2 |
| 4  | SD      | .517 | STL     | .536 | WAS    | .532 | NYM    | .553 | CHI     | 13 | STL     | 2 |
| 5  | MIL     | .509 | WAS     | .533 | CHI    | .528 | WAS    | .539 | SD      | 12 | NYM     | 2 |
| 6  | WAS     | .490 | SF      | .478 | NYM    | .519 | CHI    | .539 | MIL     | 11 | ATL     | 1 |
| 7  | NYM     | .488 | PHI     | .472 | PHI    | .481 | STL    | .518 | SF      | 11 | LA      | 1 |
| 8  | CHI     | .485 | LA      | .470 | LA     | .479 | ATL    | .461 | NYM     | 11 | PIT     | 1 |
| 9  | PIT     | .473 | ATL     | .470 | SF     | .453 | LA     | .436 | WAS     | 10 | WAS     | 1 |
| 10 | ATL     | .472 | NYM     | .465 | ATL    | .451 | PIT    | .436 | PIT     | 9  | PHI     | 1 |
| 11 | PHI     | .471 | MIL     | .449 | PIT    | .447 | MIL    | .397 | PHI     | 9  | SD      | 0 |
| 12 | SF      | .464 | PIT     | .448 | MIL    | .406 | SF     | .383 | ATL     | 8  | SF      | 0 |

|        | ATL |     | CHI |     | CIN |     | LA  |     | MIL/HOU |     | NYM |     | PHI |     | PIT |     | STL |     | SD  |     | SF  |     | WAS/MON |     |
|--------|-----|-----|-----|-----|-----|-----|-----|-----|---------|-----|-----|-----|-----|-----|-----|-----|-----|-----|-----|-----|-----|-----|---------|-----|
|        | W   | L   | W   | L   | W   | L   | W   | L   | W       | L   | W   | L   | W   | L   | W   | L   | W   | L   | W   | L   | W   | L   | W       | L   |
| 1980's | 250 | 270 | 268 | 252 | 310 | 210 | 278 | 242 | 0       | 0   | 148 | 204 | 215 | 305 | 288 | 232 | 270 | 250 | 0   | 0   | 229 | 291 | 0       | 0   |
| 1990's | 446 | 468 | 405 | 509 | 538 | 376 | 525 | 389 | 422     | 404 | 528 | 386 | 439 | 475 | 471 | 443 | 480 | 434 | 254 | 302 | 363 | 551 | 211     | 345 |
| 2000's | 430 | 510 | 455 | 485 | 514 | 426 | 468 | 472 | 538     | 402 | 411 | 529 | 447 | 493 | 369 | 571 | 528 | 412 | 472 | 468 | 516 | 424 | 492     | 448 |
| 2010'S | 351 | 401 | 387 | 365 | 417 | 335 | 364 | 388 | 321     | 431 | 356 | 396 | 372 | 380 | 350 | 402 | 418 | 334 | 436 | 316 | 341 | 411 | 399     | 353 |
| 1st 10 | 399 | 479 | 458 | 420 | 527 | 351 | 480 | 398 | 114     | 156 | 367 | 343 | 374 | 504 | 455 | 423 | 457 | 421 | 0   | 0   | 371 | 507 | 0       | 0   |
| 2nd 10 | 481 | 451 | 373 | 559 | 530 | 402 | 515 | 417 | 524     | 408 | 473 | 459 | 458 | 474 | 452 | 480 | 525 | 407 | 428 | 504 | 443 | 489 | 390     | 542 |
| 3rd 10 | 420 | 520 | 488 | 452 | 502 | 438 | 462 | 478 | 495     | 445 | 396 | 544 | 451 | 489 | 412 | 528 | 515 | 425 | 513 | 427 | 473 | 467 | 513     | 427 |
| 4th 10 | 177 | 199 | 196 | 180 | 220 | 156 | 178 | 198 | 148     | 228 | 207 | 169 | 190 | 186 | 159 | 217 | 199 | 177 | 221 | 155 | 162 | 214 | 199     | 177 |

|    | 1980's |      | 1990's |      | 2000's |      | 2010's |      | 1st 10 yr | 2nd 10 yr | 3rd 10 yr | 4TH 10 yr |      |
|----|--------|------|--------|------|--------|------|--------|------|-----------|-----------|-----------|-----------|------|
|    | RANK   |      | RANK   |      | RANK   |      | RANK   |      | 84-93     | 94-03     | 04-13     | 14-23     |      |
|    | RANK   |      | RANK   |      | RANK   |      | RANK   |      | RANK      |           | RANK      |           |      |
| 1  | CIN    | .596 | CIN    | .589 | MIL    | .572 | SD     | .580 | CIN       | .600      | CIN       | .569      |      |
| 2  | PIT    | .554 | NYM    | .578 | STL    | .562 | STL    | .556 | LA        | .547      | STL       | .563      |      |
| 3  | LA     | .535 | LA     | .574 | SF     | .549 | CIN    | .555 | CHI       | .522      | MIL       | .562      |      |
| 4  | STL    | .519 | STL    | .525 | CIN    | .547 | WAS    | .531 | STL       | .521      | LA        | .553      |      |
| 5  | CHI    | .515 | PIT    | .515 | WAS    | .523 | CHI    | .515 | PIT       | .518      | ATL       | .516      |      |
| 6  | ATL    | .481 | MIL    | .511 | SD     | .502 | PHI    | .495 | NYM       | .517      | NYM       | .508      |      |
| 7  | SF     | .440 | ATL    | .488 | LA     | .498 | LA     | .484 | ATL       | .454      | PHI       | .491      |      |
| 8  | NYM    | .420 | PHI    | .480 | CHI    | .484 | NYM    | .473 | PHI       | .426      | PIT       | .485      |      |
| 9  | PHI    | .413 | SD     | .457 | PHI    | .476 | ATL    | .467 | SF        | .423      | SF        | .475      |      |
| 10 | MIL    | .000 | CHI    | .443 | ATL    | .457 | PIT    | .465 | MIL       | .422      | SD        | .459      |      |
| 11 | SD     | .000 | SF     | .397 | NYM    | .437 | SF     | .453 | SD        | .000      | WAS       | .418      |      |
| 12 | WAS    | .000 | WAS    | .379 | PIT    | .393 | MIL    | .427 | WAS       | .000      | CHI       | .400      |      |
|    |        |      |        |      |        |      |        |      |           |           | NYM       | .421      |      |
|    |        |      |        |      |        |      |        |      |           |           |           | LA        | .394 |

| Longest streak of making the playoffs, by team |     |        |
|--|-----|--------|
| Team   | Yrs | Season |
| MIL  | 13  | 94-06  |
| SD   | 11  | 07-17  |
| LA   | 10  | 88-97  |
| STL  | 10  | 98-07  |
| CIN  | 9   | 85-93  |
| NYM  | 9   | 89-97  |
| ATL  | 5   | 97-01  |
| SF   | 5   | 00-04  |
| CHI  | 4   | 89-92  |
| PIT  | 4   | 85-88  |
| WAS  | 4   | 05-08  |
| PHI  | 3   | 05-07  |

| Longest streak of missing the playoffs, by team |     |         |
|---|-----|---------|
| Team  | Yrs | Season  |
| PIT   | 11  | 00-10   |
| ATL   | 10  | 85-94   |
| PHI   | 9   | 84-92   |
| SF  | 8   | 92-99   |
| CHI   | 7   | 95-01   |
| NYM   | 6   | 04-09   |
| MIL   | 6   | 12-17   |
| WAS   | 5   | 94-98   |
| LA  | 4   | 07-10   |
| STL   | 3   | 89-91   |
| CIN   | 2   | 2 times |
| SD  | 2   | 3 times |

Final Standings Position by Year and Team (Playoff teams SHADED, WS winner in REVERSE TEXT)

| year | ATL       | CHI      | CIN      | LA       | MIL      | WAS      | NYM       | PHI       | PIT      | STL      | SD       | SF       |
|------|-----------|----------|----------|----------|----------|----------|-----------|-----------|----------|----------|----------|----------|
| 1984 | <b>2</b>  | 7        | 5        | <b>1</b> | ---      | ---      | ---       | 5         | 7        | <b>3</b> | ---      | 4        |
| 1985 | 4         | 4        | <b>3</b> | 6        | ---      | ---      | ---       | 8         | <b>2</b> | <b>1</b> | ---      | 7        |
| 1986 | 5         | <b>2</b> | <b>4</b> | 6        | ---      | ---      | 8         | 7         | <b>3</b> | <b>1</b> | ---      | 9        |
| 1987 | 9         | <b>4</b> | <b>1</b> | 6        | ---      | ---      | 7         | 8         | <b>2</b> | 5        | ---      | <b>3</b> |
| 1988 | 7         | 5        | <b>1</b> | <b>2</b> | ---      | ---      | 9         | 8         | <b>3</b> | <b>4</b> | ---      | 6        |
| 1989 | 7         | <b>4</b> | <b>1</b> | <b>2</b> | ---      | ---      | <b>3</b>  | 6         | 4        | 9        | ---      | 8        |
| 1990 | 5         | <b>4</b> | <b>1</b> | <b>3</b> | ---      | ---      | <b>2</b>  | 9         | 6        | 6        | ---      | 8        |
| 1991 | 6         | <b>3</b> | <b>1</b> | <b>4</b> | 10       | ---      | <b>2</b>  | 8         | 9        | 6        | ---      | <b>5</b> |
| 1992 | 10        | <b>3</b> | <b>5</b> | <b>3</b> | 8        | ---      | <b>1</b>  | 7         | 6        | <b>2</b> | ---      | 9        |
| 1993 | 9         | 8        | <b>1</b> | <b>3</b> | 6        | ---      | <b>2</b>  | <b>3</b>  | 7        | <b>5</b> | ---      | 10       |
| 1994 | 10        | <b>4</b> | 8        | <b>2</b> | <b>6</b> | 12       | <b>3</b>  | 9         | <b>1</b> | <b>4</b> | 11       | 7        |
| 1995 | <b>3</b>  | 10       | <b>2</b> | <b>4</b> | <b>4</b> | 12       | <b>1</b>  | 7         | <b>4</b> | 8        | 9        | 11       |
| 1996 | 11        | 12       | <b>3</b> | <b>1</b> | <b>2</b> | 10       | <b>5</b>  | 7         | 8        | <b>4</b> | <b>6</b> | 9        |
| 1997 | <b>5</b>  | 9        | <b>1</b> | <b>2</b> | <b>5</b> | 11       | <b>3</b>  | 7         | <b>4</b> | 8        | 10       | 12       |
| 1998 | <b>2</b>  | 12       | <b>4</b> | 7        | <b>5</b> | 10       | 9         | <b>1</b>  | 8        | <b>2</b> | <b>6</b> | 11       |
| 1999 | <b>1</b>  | 12       | <b>6</b> | 6        | <b>4</b> | <b>3</b> | 9         | 10        | <b>2</b> | <b>4</b> | 6        | 11       |
| 2000 | <b>5</b>  | 9        | <b>2</b> | <b>4</b> | <b>6</b> | 11       | 9         | 6         | 8        | <b>1</b> | 12       | <b>3</b> |
| 2001 | <b>4</b>  | 8        | <b>1</b> | 9        | <b>5</b> | 7        | 12        | 9         | 9        | <b>2</b> | <b>6</b> | <b>3</b> |
| 2002 | 11        | <b>4</b> | 7        | <b>5</b> | <b>1</b> | 9        | 9         | 8         | 12       | <b>2</b> | <b>6</b> | <b>2</b> |
| 2003 | 10        | 12       | 7        | <b>5</b> | <b>2</b> | <b>3</b> | <b>6</b>  | 9         | 11       | <b>3</b> | 7        | <b>1</b> |
| 2004 | 11        | <b>2</b> | <b>5</b> | <b>4</b> | <b>1</b> | 6        | 10        | 9         | 11       | <b>3</b> | 8        | <b>6</b> |
| 2005 | 10        | 12       | 7        | <b>1</b> | <b>2</b> | <b>3</b> | 9         | <b>3</b>  | 11       | <b>6</b> | <b>5</b> | 7        |
| 2006 | 9         | 12       | <b>3</b> | <b>4</b> | <b>2</b> | <b>1</b> | 10        | <b>4</b>  | 8        | <b>4</b> | 7        | 11       |
| 2007 | 11        | <b>4</b> | 7        | 10       | 9        | <b>5</b> | 7         | <b>2</b>  | 12       | <b>3</b> | <b>5</b> | <b>1</b> |
| 2008 | 8         | <b>1</b> | <b>6</b> | 7        | <b>2</b> | <b>3</b> | 10        | 10        | 8        | 12       | <b>5</b> | <b>3</b> |
| 2009 | <b>6</b>  | <b>2</b> | <b>1</b> | 10       | 8        | 7        | 8         | 10        | 12       | <b>3</b> | <b>3</b> | <b>5</b> |
| 2010 | <b>5</b>  | 8        | <b>3</b> | 7        | 10       | <b>3</b> | <b>6</b>  | <b>2</b>  | 12       | 8        | <b>1</b> | 11       |
| 2011 | <b>10</b> | 5        | 9        | <b>2</b> | 7        | <b>7</b> | <b>12</b> | <b>11</b> | <b>4</b> | <b>1</b> | <b>5</b> | <b>2</b> |
| 2012 | <b>6</b>  | 8        | 7        | 11       | 9        | <b>5</b> | 9         | <b>4</b>  | 3        | 1        | 2        | 12       |
| 2013 | 12        | <b>3</b> | <b>1</b> | 8        | 9        | 5        | 10        | 11        | 5        | <b>2</b> | <b>3</b> | <b>5</b> |
| 2014 | 7         | 9        | 5        | <b>2</b> | 10       | 7        | <b>5</b>  | 12        | 10       | 4        | 1        | 3        |
| 2015 | 8         | <b>4</b> | <b>3</b> | 9        | 10       | <b>2</b> | 6         | 1         | 6        | 11       | 5        | 12       |
| 2016 | 7         | <b>5</b> | <b>3</b> | 9        | 10       | 8        | 6         | <b>2</b>  | 12       | 4        | 1        | 11       |
| 2017 | 7         | <b>5</b> | <b>2</b> | 9        | 12       | <b>6</b> | <b>1</b>  | 11        | 8        | <b>3</b> | <b>4</b> | 10       |

Standings Through the Years

(LINE indicates playoff teams, REVERSE TEXT indicates World Series winner)

| 1984       | Win | Loss | 1985       | Win | Loss | 1986       | Win | Loss | 1987       | Win | Loss |
|------------|-----|------|------------|-----|------|------------|-----|------|------------|-----|------|
| <b>LA</b>  | 0   | 0    | <b>STL</b> | 56  | 28   | <b>STL</b> | 55  | 33   | <b>CIN</b> | 56  | 32   |
| <b>ATL</b> | 52  | 32   | <b>PIT</b> | 52  | 32   | <b>CHI</b> | 53  | 35   | <b>PIT</b> | 55  | 33   |
| <b>STL</b> | 42  | 42   | <b>CIN</b> | 51  | 33   | <b>PIT</b> | 52  | 36   | <b>SF</b>  | 50  | 38   |
| SF         | 40  | 44   | ATL        | 42  | 42   | <b>CIN</b> | 51  | 37   | <b>CHI</b> | 48  | 40   |
| CIN        | 38  | 46   | CHI        | 42  | 42   | ATL        | 46  | 42   | STL        | 43  | 45   |
| PHI        | 38  | 46   | LA         | 0   | 0    | LA         | 0   | 0    | LA         | 0   | 0    |
| CHI        | 35  | 49   | SF         | 31  | 53   | PHI        | 35  | 53   | NYM        | 36  | 52   |
| PIT        | 35  | 49   | PHI        | 27  | 57   | NYM        | 32  | 56   | PHI        | 35  | 53   |
|            |     |      |            |     |      | SF         | 30  | 58   | ATL        | 32  | 56   |

| 1988       | Win | Loss | 1989       | Win | Loss | 1990       | Win | Loss | 1991       | Win | Loss |
|------------|-----|------|------------|-----|------|------------|-----|------|------------|-----|------|
| <b>CIN</b> | 53  | 35   | <b>CIN</b> | 61  | 27   | <b>CIN</b> | 57  | 31   | <b>CIN</b> | 57  | 33   |
| <b>LA</b>  | 0   | 0    | <b>LA</b>  | 0   | 0    | <b>NYM</b> | 56  | 32   | <b>NYM</b> | 53  | 37   |
| <b>PIT</b> | 49  | 39   | <b>NYM</b> | 51  | 37   | <b>LA</b>  | 0   | 0    | <b>CHI</b> | 52  | 38   |
| <b>STL</b> | 48  | 40   | <b>CHI</b> | 45  | 43   | <b>CHI</b> | 44  | 44   | <b>LA</b>  | 30  | 60   |
| <b>CHI</b> | 45  | 43   | <b>PIT</b> | 45  | 43   | <b>ATL</b> | 42  | 46   | <b>SF</b>  | 45  | 45   |
| <b>SF</b>  | 44  | 44   | <b>PHI</b> | 42  | 46   | <b>PIT</b> | 41  | 47   | <b>ATL</b> | 43  | 47   |
| <b>ATL</b> | 39  | 49   | <b>ATL</b> | 39  | 49   | <b>STL</b> | 41  | 47   | <b>STL</b> | 43  | 47   |
| <b>PHI</b> | 38  | 50   | <b>SF</b>  | 34  | 54   | <b>SF</b>  | 35  | 53   | <b>PHI</b> | 42  | 48   |
| <b>NYM</b> | 29  | 59   | <b>STL</b> | 26  | 62   | <b>PHI</b> | 25  | 63   | <b>PIT</b> | 39  | 51   |
| <b>CHI</b> |     |      |            |     |      |            |     |      | <b>HOU</b> | 46  | 44   |
| 1992       | Win | Loss | 1993       | Win | Loss | 1994       | Win | Loss | 1995       | Win | Loss |
| <b>NYM</b> | 58  | 32   | <b>CIN</b> | 54  | 36   | <b>PIT</b> | 61  | 29   | <b>NYM</b> | 61  | 29   |
| <b>STL</b> | 53  | 37   | <b>NYM</b> | 52  | 38   | <b>LA</b>  | 47  | 43   | <b>CIN</b> | 60  | 30   |
| <b>CHI</b> | 50  | 40   | <b>PHI</b> | 46  | 44   | <b>NYM</b> | 51  | 39   | <b>ATL</b> | 58  | 32   |
| <b>LA</b>  | 38  | 52   | <b>LA</b>  | 51  | 39   | <b>CHI</b> | 49  | 41   | <b>HOU</b> | 47  | 43   |
| <b>CIN</b> | 49  | 41   | <b>STL</b> | 50  | 40   | <b>STL</b> | 49  | 41   | <b>LA</b>  | 47  | 43   |
| <b>PIT</b> | 42  | 48   | <b>HOU</b> | 51  | 39   | <b>HOU</b> | 59  | 31   | <b>PIT</b> | 47  | 43   |
| <b>PHI</b> | 41  | 49   | <b>PIT</b> | 45  | 45   | <b>SF</b>  | 46  | 44   | <b>PHI</b> | 46  | 44   |
| <b>HOU</b> | 50  | 40   | <b>CHI</b> | 44  | 46   | <b>CIN</b> | 45  | 45   | <b>STL</b> | 41  | 49   |
| <b>SF</b>  | 35  | 55   | <b>ATL</b> | 30  | 60   | <b>PHI</b> | 40  | 50   | <b>SD</b>  | 39  | 51   |
| <b>ATL</b> | 34  | 56   | <b>SF</b>  | 27  | 63   | <b>ATL</b> | 39  | 51   | <b>CHI</b> | 36  | 54   |
|            |     |      |            |     |      | <b>SD</b>  | 33  | 57   | <b>SF</b>  | 31  | 59   |
|            |     |      |            |     |      | <b>MON</b> | 21  | 69   | <b>MON</b> | 27  | 63   |
| 1996       | Win | Loss | 1997       | Win | Loss | 1998       | Win | Loss | 1999       | Win | Loss |
| <b>LA</b>  | 63  | 31   | <b>CIN</b> | 63  | 31   | <b>PHI</b> | 55  | 39   | <b>ATL</b> | 60  | 34   |
| <b>HOU</b> | 64  | 30   | <b>LA</b>  | 50  | 44   | <b>STL</b> | 54  | 40   | <b>PIT</b> | 53  | 41   |
| <b>CIN</b> | 54  | 40   | <b>NYM</b> | 56  | 38   | <b>ATL</b> | 54  | 40   | <b>MON</b> | 51  | 43   |
| <b>STL</b> | 51  | 43   | <b>PIT</b> | 53  | 41   | <b>CIN</b> | 53  | 41   | <b>HOU</b> | 46  | 48   |
| <b>NYM</b> | 50  | 44   | <b>ATL</b> | 50  | 44   | <b>HOU</b> | 49  | 45   | <b>STL</b> | 50  | 44   |
| <b>SD</b>  | 49  | 45   | <b>HOU</b> | 58  | 36   | <b>SD</b>  | 50  | 44   | <b>CIN</b> | 46  | 48   |
| <b>PHI</b> | 46  | 48   | <b>PHI</b> | 49  | 45   | <b>LA</b>  | 51  | 43   | <b>LA</b>  | 50  | 44   |
| <b>PIT</b> | 42  | 52   | <b>STL</b> | 48  | 46   | <b>PIT</b> | 48  | 46   | <b>SD</b>  | 46  | 48   |
| <b>SF</b>  | 38  | 56   | <b>CHI</b> | 40  | 54   | <b>NYM</b> | 46  | 48   | <b>NYM</b> | 45  | 49   |
| <b>MON</b> | 37  | 57   | <b>SD</b>  | 37  | 57   | <b>MON</b> | 43  | 51   | <b>PHI</b> | 44  | 50   |
| <b>ATL</b> | 36  | 58   | <b>MON</b> | 32  | 62   | <b>SF</b>  | 35  | 59   | <b>SF</b>  | 43  | 51   |
| <b>CHI</b> | 34  | 60   | <b>SF</b>  | 28  | 66   | <b>CHI</b> | 26  | 68   | <b>CHI</b> | 30  | 64   |
| 2000       | Win | Loss | 2001       | Win | Loss | 2002       | Win | Loss | 2003       | Win | Loss |
| <b>STL</b> | 64  | 30   | <b>CIN</b> | 61  | 33   | <b>HOU</b> | 50  | 44   | <b>SF</b>  | 59  | 35   |
| <b>CIN</b> | 57  | 37   | <b>STL</b> | 58  | 36   | <b>STL</b> | 54  | 40   | <b>HOU</b> | 50  | 44   |
| <b>SF</b>  | 54  | 40   | <b>SF</b>  | 55  | 39   | <b>SF</b>  | 54  | 40   | <b>MON</b> | 56  | 38   |
| <b>LA</b>  | 50  | 44   | <b>ATL</b> | 53  | 41   | <b>CHI</b> | 51  | 43   | <b>STL</b> | 56  | 38   |
| <b>ATL</b> | 52  | 42   | <b>HOU</b> | 39  | 55   | <b>LA</b>  | 59  | 35   | <b>LA</b>  | 58  | 36   |
| <b>HOU</b> | 53  | 41   | <b>SD</b>  | 47  | 47   | <b>SD</b>  | 46  | 48   | <b>NYM</b> | 49  | 45   |
| <b>PHI</b> | 50  | 44   | <b>MON</b> | 45  | 49   | <b>CIN</b> | 45  | 49   | <b>CIN</b> | 46  | 48   |
| <b>PIT</b> | 39  | 55   | <b>CHI</b> | 43  | 51   | <b>PHI</b> | 44  | 50   | <b>SD</b>  | 46  | 48   |
| <b>CHI</b> | 37  | 57   | <b>LA</b>  | 49  | 45   | <b>MON</b> | 42  | 52   | <b>PHI</b> | 45  | 49   |
| <b>NYM</b> | 37  | 57   | <b>PHI</b> | 39  | 55   | <b>NYM</b> | 42  | 52   | <b>ATL</b> | 39  | 55   |
| <b>MON</b> | 36  | 58   | <b>PIT</b> | 39  | 55   | <b>ATL</b> | 40  | 54   | <b>PIT</b> | 33  | 61   |
| <b>SD</b>  | 35  | 59   | <b>NYM</b> | 36  | 58   | <b>PIT</b> | 37  | 57   | <b>CHI</b> | 27  | 67   |

| 2004       | Win | Loss | 2005       | Win | Loss | 2006       | Win | Loss | 2007       | Win | Loss |
|------------|-----|------|------------|-----|------|------------|-----|------|------------|-----|------|
| <b>HOU</b> | 66  | 28   | <b>LA</b>  | 56  | 38   | <b>MON</b> | 63  | 31   | <b>SF</b>  | 59  | 35   |
| <b>CHI</b> | 64  | 30   | <b>HOU</b> | 54  | 40   | <b>HOU</b> | 58  | 36   | <b>PHI</b> | 56  | 38   |
| <b>STL</b> | 59  | 35   | <b>PHI</b> | 53  | 41   | <b>CIN</b> | 55  | 39   | <b>STL</b> | 54  | 40   |
| <b>LA</b>  | 51  | 43   | <b>MON</b> | 53  | 41   | <b>LA</b>  | 49  | 45   | <b>CHI</b> | 52  | 42   |
| <b>CIN</b> | 46  | 48   | <b>SD</b>  | 49  | 45   | <b>STL</b> | 49  | 45   | <b>WAS</b> | 50  | 44   |
| <b>SF</b>  | 45  | 49   | <b>STL</b> | 48  | 46   | <b>PHI</b> | 49  | 45   | <b>SD</b>  | 50  | 44   |
| MON        | 45  | 49   | SF         | 47  | 47   | SD         | 48  | 46   | NYM        | 46  | 48   |
| SD         | 42  | 52   | CIN        | 47  | 47   | PIT        | 47  | 47   | CIN        | 46  | 48   |
| PHI        | 39  | 55   | NYM        | 46  | 48   | ATL        | 41  | 53   | HOU        | 43  | 51   |
| NYM        | 37  | 57   | ATL        | 42  | 52   | NYM        | 37  | 57   | LA         | 42  | 52   |
| ATL        | 35  | 59   | PIT        | 39  | 55   | SF         | 35  | 59   | ATL        | 37  | 57   |
| PIT        | 35  | 59   | CHI        | 30  | 64   | CHI        | 33  | 61   | PIT        | 29  | 65   |
| 2008       | Win | Loss | 2009       | Win | Loss | 2010       | Win | Loss | 2011       | Win | Loss |
| <b>CHI</b> | 61  | 33   | <b>CIN</b> | 59  | 35   | <b>SD</b>  | 56  | 38   | <b>STL</b> | 59  | 35   |
| <b>HOU</b> | 57  | 37   | <b>CHI</b> | 57  | 37   | <b>PHI</b> | 55  | 39   | <b>LA</b>  | 54  | 40   |
| <b>WAS</b> | 55  | 39   | <b>STL</b> | 56  | 38   | <b>WAS</b> | 51  | 43   | <b>SF</b>  | 54  | 40   |
| <b>SF</b>  | 55  | 39   | <b>SD</b>  | 56  | 38   | <b>CIN</b> | 51  | 43   | <b>PIT</b> | 52  | 42   |
| <b>SD</b>  | 53  | 41   | <b>SF</b>  | 53  | 41   | <b>ATL</b> | 50  | 44   | <b>SD</b>  | 51  | 43   |
| <b>CIN</b> | 52  | 42   | <b>ATL</b> | 49  | 45   | <b>NYM</b> | 49  | 45   | CHI        | 51  | 43   |
| LA         | 43  | 51   | WAS        | 47  | 47   | LA         | 48  | 46   | <b>HOU</b> | 48  | 46   |
| PIT        | 42  | 52   | NYM        | 44  | 50   | CHI        | 45  | 49   | WAS        | 48  | 46   |
| ATL        | 42  | 52   | HOU        | 44  | 50   | STL        | 45  | 49   | CIN        | 44  | 50   |
| PHI        | 37  | 57   | PHI        | 35  | 59   | HOU        | 42  | 52   | ATL        | 41  | 53   |
| NYM        | 37  | 57   | LA         | 35  | 59   | SF         | 38  | 56   | PHI        | 39  | 55   |
| STL        | 30  | 64   | PIT        | 29  | 65   | PIT        | 34  | 60   | NYM        | 23  | 71   |
| 2012       | Win | Loss | 2013       | Win | Loss | 2014       | Win | Loss | 2015       | Win | Loss |
| <b>STL</b> | 62  | 32   | <b>CIN</b> | 56  | 38   | <b>SD</b>  | 59  | 35   | <b>PHI</b> | 64  | 30   |
| <b>SD</b>  | 56  | 38   | <b>STL</b> | 53  | 41   | <b>LA</b>  | 55  | 39   | <b>WAS</b> | 59  | 35   |
| <b>PIT</b> | 54  | 40   | <b>SD</b>  | 52  | 42   | <b>SF</b>  | 54  | 40   | <b>CIN</b> | 54  | 40   |
| <b>PHI</b> | 52  | 42   | <b>CHI</b> | 52  | 42   | <b>STL</b> | 53  | 41   | <b>CHI</b> | 51  | 43   |
| <b>WAS</b> | 50  | 44   | <b>SF</b>  | 51  | 43   | <b>NYM</b> | 51  | 43   | <b>SD</b>  | 50  | 44   |
| <b>ATL</b> | 48  | 46   | <b>PIT</b> | 51  | 43   | <b>CIN</b> | 51  | 43   | <b>PIT</b> | 48  | 46   |
| CIN        | 46  | 48   | WAS        | 51  | 43   | ATL        | 47  | 47   | NYM        | 48  | 46   |
| CHI        | 43  | 51   | LA         | 47  | 47   | WAS        | 47  | 47   | ATL        | 42  | 52   |
| NYM        | 40  | 54   | HOU        | 43  | 51   | CHI        | 44  | 50   | LA         | 41  | 53   |
| HOU        | 40  | 54   | NYM        | 37  | 57   | MIL        | 36  | 58   | MIL        | 39  | 55   |
| LA         | 37  | 57   | PHI        | 36  | 58   | PIT        | 36  | 58   | STL        | 37  | 57   |
| SF         | 36  | 58   | ATL        | 35  | 59   | PHI        | 31  | 63   | SF         | 31  | 63   |

| 2016       | Win | Loss | 2017       | Win | Loss | 2018 | Win | Loss | 2019 | Win | Loss |
|------------|-----|------|------------|-----|------|------|-----|------|------|-----|------|
| <b>SD</b>  | 59  | 35   | <b>NYM</b> | 62  | 32   |      |     |      |      |     |      |
| <b>PHI</b> | 58  | 36   | <b>CIN</b> | 60  | 34   |      |     |      |      |     |      |
| <b>CIN</b> | 55  | 39   | <b>STL</b> | 56  | 38   |      |     |      |      |     |      |
| <b>STL</b> | 53  | 41   | <b>SD</b>  | 53  | 41   |      |     |      |      |     |      |
| <b>CHI</b> | 50  | 44   | <b>CHI</b> | 51  | 43   |      |     |      |      |     |      |
| <b>NYM</b> | 46  | 48   | <b>WAS</b> | 49  | 45   |      |     |      |      |     |      |
| ATL        | 45  | 49   | ATL        | 43  | 51   |      |     |      |      |     |      |
| WAS        | 44  | 50   | PIT        | 42  | 52   |      |     |      |      |     |      |
| LA         | 42  | 52   | LA         | 40  | 54   |      |     |      |      |     |      |
| MIL        | 40  | 54   | SF         | 38  | 56   |      |     |      |      |     |      |
| SF         | 39  | 55   | PHI        | 37  | 57   |      |     |      |      |     |      |
| PIT        | 33  | 61   | MIL        | 33  | 61   |      |     |      |      |     |      |

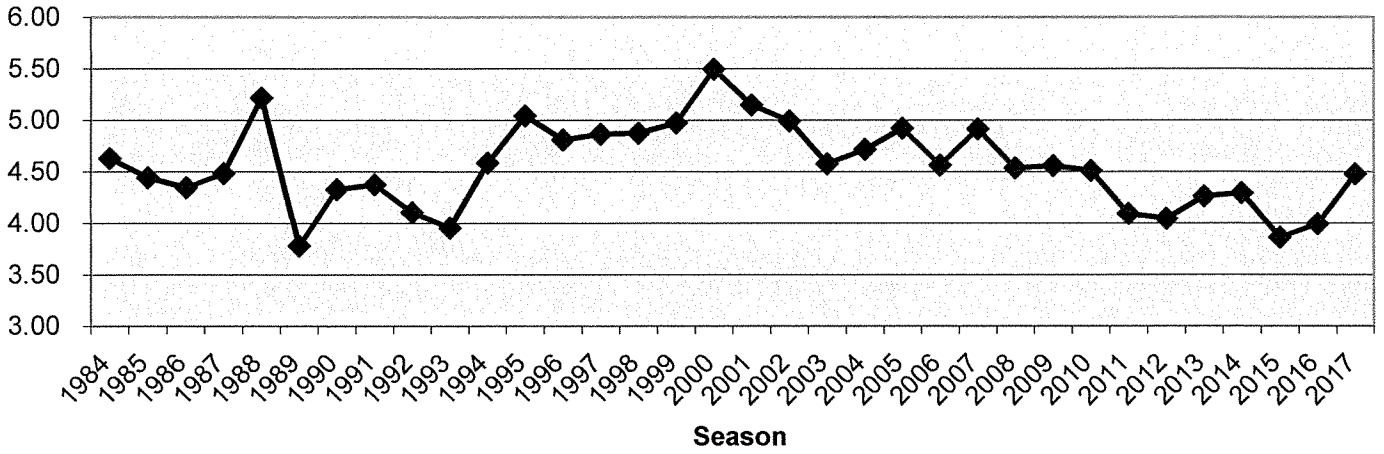


## YEARLY LEAGUE TOTALS

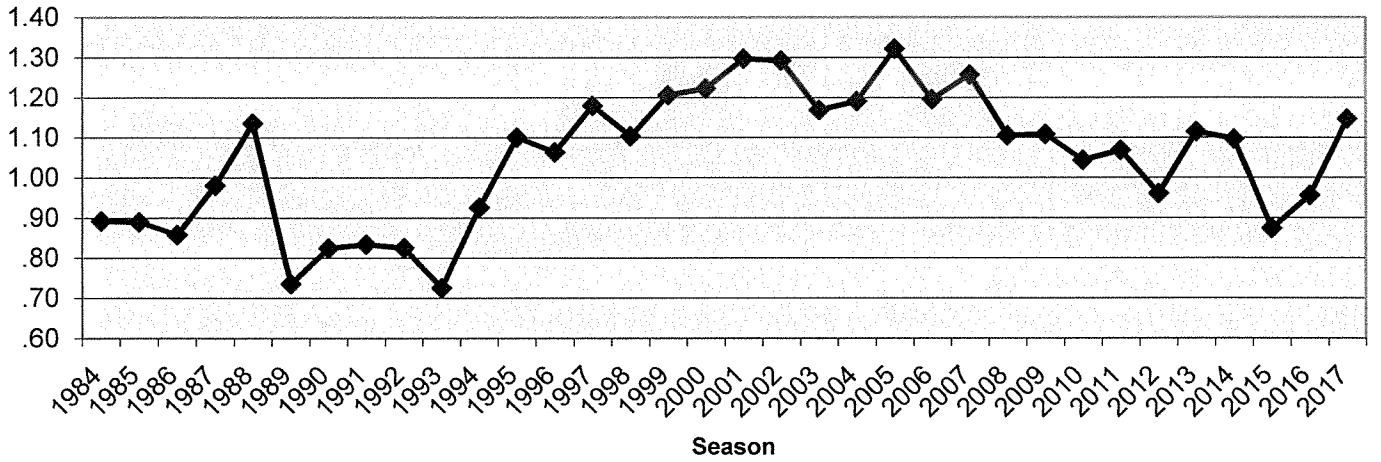
| YEAR  | AVG  | GM    | AB      | R      | H      | RBI    | 2B    | 3B   | HR    | BB     | SO     | SB    | DP    | TB     | SLG  | OBA  | R/GM | HR/gm | SB/<br>gm |
|-------|------|-------|---------|--------|--------|--------|-------|------|-------|--------|--------|-------|-------|--------|------|------|------|-------|-----------|
| 1984  | .246 | 672   | 23417   | 3111   | 5769   | 2979   | 1081  | 203  | 600   | 2181   | 3835   | 787   | 506   | 9056   | .387 | .311 | 4.63 | .89   | 1.17      |
| 1985  | .240 | 672   | 23121   | 2986   | 5558   | 2861   | 995   | 218  | 598   | 2033   | 3986   | 750   | 494   | 8783   | .380 | .302 | 4.44 | .89   | 1.12      |
| 1986  | .236 | 792   | 27190   | 3442   | 6427   | 3234   | 1253  | 218  | 680   | 2643   | 4535   | 852   | 610   | 10156  | .374 | .304 | 4.35 | .86   | 1.08      |
| 1987  | .241 | 792   | 27393   | 3551   | 6613   | 3380   | 1285  | 172  | 777   | 2566   | 5083   | 803   | 637   | 10573  | .386 | .306 | 4.48 | .98   | 1.01      |
| 1988  | .263 | 792   | 27935   | 4131   | 7354   | 3959   | 1450  | 187  | 900   | 2620   | 5145   | 956   | 663   | 11878  | .425 | .326 | 5.22 | 1.14  | 1.21      |
| 1989  | .219 | 792   | 26852   | 2994   | 5892   | 2882   | 1213  | 205  | 583   | 2105   | 4907   | 898   | 483   | 9264   | .345 | .276 | 3.78 | .74   | 1.13      |
| 1990  | .231 | 792   | 27294   | 3428   | 6308   | 3257   | 1253  | 180  | 653   | 2686   | 4962   | 803   | 586   | 9880   | .362 | .300 | 4.33 | .82   | 1.01      |
| 1991  | .241 | 900   | 31169   | 3936   | 7511   | 3779   | 1563  | 198  | 751   | 2668   | 5265   | 945   | 642   | 11723  | .376 | .301 | 4.37 | .83   | 1.05      |
| 1992  | .233 | 900   | 30833   | 3695   | 7182   | 3542   | 1478  | 207  | 743   | 2540   | 5342   | 911   | 696   | 11303  | .367 | .291 | 4.11 | .83   | 1.01      |
| 1993  | .227 | 900   | 30694   | 3559   | 6972   | 3379   | 1531  | 198  | 653   | 2628   | 5598   | 903   | 640   | 10858  | .354 | .288 | 3.95 | .73   | 1.00      |
| 1994  | .249 | 1080  | 37570   | 4954   | 9358   | 4705   | 1774  | 245  | 1000  | 3337   | 6574   | 1052  | 908   | 14622  | .389 | .310 | 4.59 | .93   | .97       |
| 1995  | .254 | 1080  | 37599   | 5448   | 9540   | 5198   | 1901  | 255  | 1189  | 3393   | 6998   | 940   | 864   | 15518  | .413 | .316 | 5.04 | 1.10  | .87       |
| 1996  | .250 | 1128  | 39580   | 5424   | 9890   | 5165   | 1949  | 276  | 1200  | 3454   | 7706   | 1109  | 766   | 15991  | .404 | .310 | 4.81 | 1.06  | .98       |
| 1997  | .254 | 1128  | 38638   | 5489   | 9797   | 5250   | 1919  | 237  | 1331  | 3459   | 7312   | 984   | 756   | 16183  | .419 | .315 | 4.87 | 1.18  | .87       |
| 1998  | .250 | 1128  | 39038   | 5500   | 9754   | 5282   | 2063  | 246  | 1245  | 3792   | 8043   | 1146  | 708   | 16044  | .411 | .316 | 4.88 | 1.10  | 1.02      |
| 1999  | .253 | 1128  | 38994   | 5611   | 9848   | 5372   | 1994  | 221  | 1361  | 3805   | 8062   | 1099  | 671   | 16367  | .420 | .319 | 4.97 | 1.21  | .97       |
| 2000  | .267 | 1128  | 39453   | 6200   | 10515  | 5920   | 2151  | 253  | 1380  | 4216   | 7552   | 1168  | 832   | 17312  | .439 | .337 | 5.50 | 1.22  | 1.04      |
| 2001  | .252 | 1128  | 38913   | 5807   | 9821   | 5578   | 2074  | 229  | 1463  | 4260   | 7597   | 903   | 744   | 16742  | .430 | .326 | 5.15 | 1.30  | .80       |
| 2002  | .250 | 1128  | 39130   | 5633   | 9798   | 5435   | 2180  | 236  | 1458  | 3739   | 7876   | 931   | 726   | 16824  | .430 | .316 | 4.99 | 1.29  | .83       |
| 2003  | .242 | 1128  | 38597   | 5164   | 9332   | 4962   | 2022  | 236  | 1318  | 3346   | 7756   | 723   | 764   | 15780  | .409 | .302 | 4.58 | 1.17  | .64       |
| 2004  | .248 | 1128  | 38993   | 5319   | 9689   | 5114   | 2156  | 209  | 1344  | 3521   | 7454   | 713   | 764   | 16295  | .418 | .311 | 4.72 | 1.19  | .63       |
| 2005  | .246 | 1128  | 38984   | 5551   | 9606   | 5385   | 2127  | 216  | 1491  | 3638   | 7717   | 686   | 741   | 16638  | .427 | .311 | 4.92 | 1.32  | .61       |
| 2006  | .242 | 1128  | 38817   | 5150   | 9400   | 4994   | 2115  | 210  | 1349  | 3361   | 7516   | 687   | 675   | 15982  | .412 | .303 | 4.57 | 1.20  | .61       |
| 2007  | .253 | 1128  | 39112   | 5545   | 9897   | 5342   | 2227  | 265  | 1418  | 3395   | 7676   | 756   | 747   | 16908  | .432 | .313 | 4.92 | 1.26  | .67       |
| 2008  | .244 | 1128  | 38959   | 5117   | 9505   | 4918   | 2149  | 217  | 1247  | 3495   | 7667   | 798   | 767   | 15829  | .406 | .306 | 4.54 | 1.11  | .71       |
| 2009  | .244 | 1128  | 38522   | 5141   | 9411   | 4940   | 2162  | 189  | 1251  | 3574   | 8072   | 764   | 690   | 15704  | .408 | .308 | 4.56 | 1.11  | .68       |
| 2010  | .241 | 1128  | 38452   | 5090   | 9255   | 4886   | 2130  | 214  | 1178  | 3621   | 8178   | 797   | 684   | 15347  | .399 | .306 | 4.51 | 1.04  | .71       |
| 2011  | .232 | 1128  | 38212   | 4616   | 8861   | 4461   | 2072  | 187  | 1206  | 3259   | 8223   | 688   | 750   | 14925  | .391 | .292 | 4.09 | 1.07  | .61       |
| 2012  | .229 | 1128  | 37834   | 4562   | 8657   | 4375   | 1969  | 219  | 1084  | 3358   | 8252   | 810   | 714   | 14316  | .378 | .292 | 4.04 | .96   | .72       |
| 2013  | .233 | 1128  | 38679   | 4810   | 9028   | 4633   | 2058  | 227  | 1258  | 3262   | 8686   | 793   | 642   | 15314  | .396 | .293 | 4.26 | 1.12  | .70       |
| 2014  | .234 | 1128  | 38378   | 4842   | 8998   | 4601   | 2024  | 212  | 1237  | 3308   | 8747   | 618   | 697   | 15157  | .395 | .295 | 4.29 | 1.10  | .55       |
| 2015  | .227 | 1128  | 38161   | 4357   | 8653   | 4200   | 2039  | 223  | 986   | 2946   | 8841   | 841   | 626   | 14096  | .369 | .282 | 3.86 | .87   | .75       |
| 2016  | .228 | 1128  | 38317   | 4503   | 8753   | 4345   | 2056  | 250  | 1079  | 3166   | 9128   | 695   | 675   | 14546  | .380 | .287 | 3.99 | .96   | .62       |
| 2017  | .239 | 1128  | 38780   | 5051   | 9272   | 4880   | 2107  | 211  | 1294  | 3455   | 9540   | 712   | 641   | 15683  | .404 | .301 | 4.48 | 1.15  | .63       |
| TOTAL | .243 | 34980 | 1203610 | 159717 | 292224 | 153193 | 62520 | 7469 | 37305 | 108830 | 239831 | 29021 | 23509 | 481597 | .400 | .306 | 4.57 | 1.07  | .83       |

| YEAR  | ERA  | GM    | W     | L     | PCT  | IP       | H      | R      | ER     | BB     | SO     | CG   | SHO  | SV   | BBA  | SOA  | R/GM | UER/gm |
|-------|------|-------|-------|-------|------|----------|--------|--------|--------|--------|--------|------|------|------|------|------|------|--------|
| 1984  | 4.13 | 672   | 336   | 336   | .500 | 6069.2   | 5739   | 3123   | 2786   | 2201   | 3953   | 208  | 33   | 114  | 3.26 | 5.86 | 4.65 | .50    |
| 1985  | 4.03 | 672   | 336   | 336   | .500 | 6040.1   | 5512   | 2992   | 2704   | 2012   | 4001   | 156  | 38   | 137  | 3.00 | 5.96 | 4.45 | .43    |
| 1986  | 3.84 | 792   | 396   | 396   | .500 | 7184.1   | 6386   | 3437   | 3066   | 2641   | 4603   | 203  | 40   | 144  | 3.31 | 5.77 | 4.34 | .47    |
| 1987  | 4.07 | 792   | 396   | 396   | .500 | 7104.2   | 6577   | 3575   | 3215   | 2567   | 5156   | 212  | 34   | 137  | 3.25 | 6.53 | 4.51 | .45    |
| 1988  | 4.74 | 792   | 396   | 396   | .500 | 7104.0   | 7325   | 4119   | 3741   | 2623   | 5226   | 176  | 36   | 151  | 3.32 | 6.62 | 5.20 | .48    |
| 1989  | 3.38 | 792   | 396   | 396   | .500 | 7140.1   | 5866   | 2995   | 2681   | 2083   | 4967   | 227  | 61   | 146  | 2.63 | 6.26 | 3.78 | .40    |
| 1990  | 3.83 | 792   | 396   | 396   | .500 | 7202.0   | 6302   | 3418   | 3067   | 2658   | 5009   | 177  | 44   | 162  | 3.32 | 6.26 | 4.32 | .44    |
| 1991  | 3.95 | 900   | 450   | 450   | .500 | 8141.0   | 7499   | 3927   | 3576   | 2645   | 5311   | 222  | 53   | 168  | 2.92 | 5.87 | 4.36 | .39    |
| 1992  | 3.67 | 900   | 450   | 450   | .500 | 8151.1   | 7159   | 3690   | 3321   | 2529   | 5385   | 276  | 70   | 152  | 2.79 | 5.95 | 4.10 | .41    |
| 1993  | 3.43 | 900   | 450   | 450   | .500 | 8150.2   | 6949   | 3550   | 3109   | 2596   | 5650   | 223  | 70   | 183  | 2.87 | 6.24 | 3.94 | .49    |
| 1994  | 4.09 | 1080  | 540   | 540   | .500 | 9756.0   | 9312   | 4948   | 4435   | 3319   | 6624   | 268  | 61   | 202  | 3.06 | 6.11 | 4.58 | .48    |
| 1995  | 4.50 | 1080  | 540   | 540   | .500 | 9679.2   | 9528   | 5450   | 4837   | 3361   | 7072   | 271  | 55   | 176  | 3.13 | 6.58 | 5.05 | .57    |
| 1996  | 4.31 | 1128  | 564   | 564   | .500 | 10183.1  | 9867   | 5418   | 4879   | 3433   | 7738   | 241  | 58   | 223  | 3.03 | 6.84 | 4.80 | .48    |
| 1997  | 4.52 | 1128  | 564   | 564   | .500 | 10012.2  | 9770   | 5484   | 5032   | 3429   | 7374   | 251  | 65   | 239  | 3.08 | 6.63 | 4.86 | .40    |
| 1998  | 4.48 | 1128  | 564   | 564   | .500 | 10160.1  | 9704   | 5505   | 5063   | 3756   | 8110   | 280  | 40   | 224  | 3.33 | 7.18 | 4.88 | .39    |
| 1999  | 4.66 | 1128  | 564   | 564   | .500 | 10095.2  | 9814   | 5611   | 5229   | 3786   | 8144   | 302  | 52   | 205  | 3.38 | 7.26 | 4.97 | .34    |
| 2000  | 5.14 | 1128  | 564   | 564   | .500 | 10085.0  | 10450  | 6196   | 5758   | 4174   | 7670   | 253  | 42   | 234  | 3.72 | 6.84 | 5.49 | .39    |
| 2001  | 4.83 | 1128  | 564   | 564   | .500 | 10095.1  | 9763   | 5806   | 5423   | 4208   | 7638   | 288  | 47   | 190  | 3.75 | 6.81 | 5.15 | .34    |
| 2002  | 4.67 | 1128  | 564   | 564   | .500 | 10160.1  | 9754   | 5624   | 5276   | 3696   | 7976   | 233  | 50   | 231  | 3.27 | 7.07 | 4.99 | .31    |
| 2003  | 4.29 | 1128  | 564   | 564   | .500 | 10133.1  | 9319   | 5180   | 4835   | 3269   | 7851   | 274  | 59   | 223  | 2.90 | 6.97 | 4.59 | .31    |
| 2004  | 4.39 | 1128  | 564   | 564   | .500 | 10174.0  | 9635   | 5311   | 4962   | 3444   | 7580   | 222  | 49   | 262  | 3.05 | 6.71 | 4.71 | .31    |
| 2005  | 4.61 | 1128  | 564   | 564   | .500 | 10156.1  | 9577   | 5558   | 5206   | 3514   | 7845   | 257  | 62   | 214  | 3.11 | 6.95 | 4.93 | .31    |
| 2006  | 4.34 | 1128  | 564   | 564   | .500 | 10172.2  | 9403   | 5186   | 4906   | 3238   | 7638   | 255  | 49   | 209  | 2.86 | 6.76 | 4.60 | .25    |
| 2007  | 4.66 | 1128  | 564   | 564   | .500 | 10093.0  | 9871   | 5542   | 5229   | 3286   | 7809   | 195  | 45   | 253  | 2.93 | 6.96 | 4.91 | .28    |
| 2008  | 4.24 | 1128  | 564   | 564   | .500 | 10205.0  | 9477   | 5124   | 4803   | 3420   | 7820   | 193  | 58   | 271  | 3.02 | 6.90 | 4.54 | .28    |
| 2009  | 4.25 | 1128  | 564   | 564   | .500 | 10083.2  | 9407   | 5138   | 4765   | 3464   | 8204   | 187  | 69   | 253  | 3.09 | 7.32 | 4.55 | .33    |
| 2010  | 4.21 | 1128  | 564   | 564   | .500 | 10081.2  | 9233   | 5089   | 4721   | 3557   | 8369   | 136  | 48   | 272  | 3.18 | 7.47 | 4.51 | .33    |
| 2011  | 3.80 | 1128  | 564   | 564   | .500 | 10176.2  | 8836   | 4602   | 4299   | 3177   | 8422   | 137  | 65   | 291  | 2.81 | 7.45 | 4.08 | .27    |
| 2012  | 3.82 | 1128  | 564   | 564   | .500 | 10095.1  | 8640   | 4571   | 4288   | 3276   | 8425   | 134  | 63   | 287  | 2.92 | 7.51 | 4.05 | .25    |
| 2013  | 3.92 | 1128  | 564   | 564   | .500 | 10234.2  | 8991   | 4806   | 4461   | 3149   | 8874   | 122  | 55   | 284  | 2.77 | 7.80 | 4.26 | .31    |
| 2014  | 3.93 | 1128  | 564   | 564   | .500 | 10146.0  | 8934   | 4795   | 4434   | 3261   | 8899   | 112  | 50   | 281  | 2.89 | 7.89 | 4.25 | .32    |
| 2015  | 3.60 | 1128  | 564   | 564   | .500 | 10198.0  | 8595   | 4363   | 4077   | 2875   | 8994   | 167  | 61   | 260  | 2.54 | 7.94 | 3.87 | .25    |
| 2016  | 3.66 | 1128  | 564   | 564   | .500 | 10253.2  | 8709   | 4497   | 4168   | 3068   | 9363   | 129  | 64   | 254  | 2.69 | 8.22 | 3.99 | .29    |
| 2017  | 4.16 | 1128  | 564   | 564   | .500 | 10193.1  | 9213   | 5056   | 4716   | 3387   | 9689   | 84   | 54   | 278  | 2.99 | 8.55 | 4.48 | .30    |
| TOTAL | 4.20 | 34980 | 17490 | 17490 | .500 | 314914.0 | 291116 | 159686 | 147068 | 107102 | 243389 | 7071 | 1800 | 7310 | 3.06 | 6.96 | 4.57 | .36    |

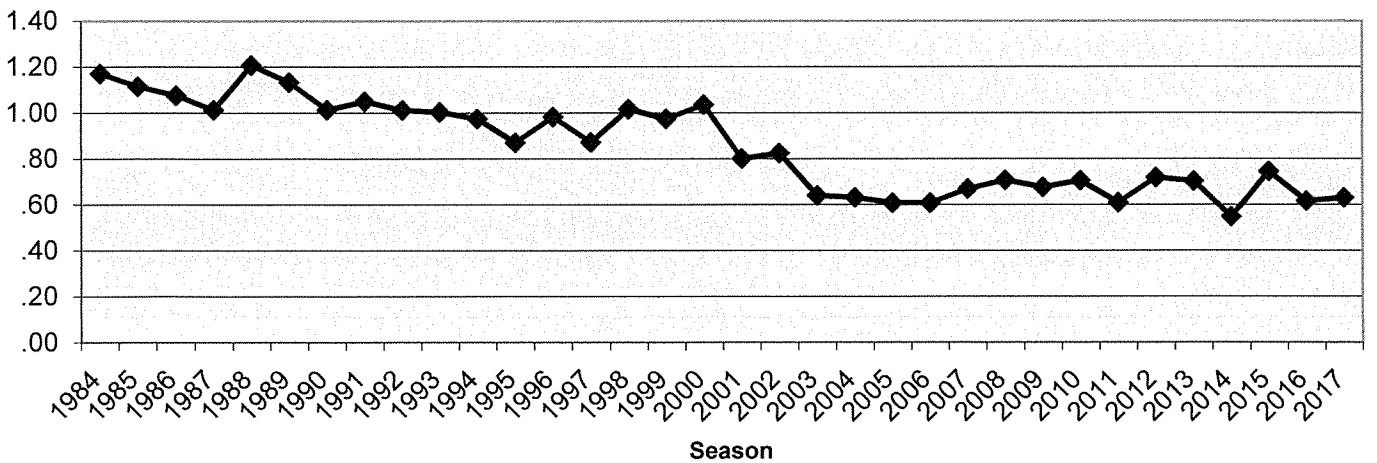
**Runs/GM**



**HR/GM**



**SB/GM**



TEAM TOTALS

| TEAM  | AVG  | GM    | AB      | R      | H      | RBI    | 2B    | 3B   | HR    | BB     | SO     | SB    | DP    | TB     | SLG   | OBA   | R/GM | rel R/GM | run marg |
|-------|------|-------|---------|--------|--------|--------|-------|------|-------|--------|--------|-------|-------|--------|-------|-------|------|----------|----------|
| ATL   | .242 | 3126  | 108024  | 14049  | 26154  | 13637  | 5450  | 642  | 3254  | 9607   | 21523  | 2551  | 2318  | 42650  | 0.395 | 0.304 | 4.49 | .98      | -756     |
| CHI   | .239 | 3126  | 107127  | 13870  | 25633  | 13398  | 5442  | 596  | 3416  | 9256   | 21659  | 2534  | 2059  | 42515  | 0.397 | 0.300 | 4.44 | .97      | -831     |
| CIN   | .250 | 3126  | 108171  | 15650  | 27016  | 15066  | 5738  | 708  | 3740  | 10628  | 22259  | 3043  | 1966  | 45390  | 0.420 | 0.317 | 5.01 | 1.10     | 1970     |
| LA    | .243 | 3126  | 107965  | 14605  | 26263  | 13967  | 5436  | 812  | 3439  | 9695   | 22191  | 2794  | 2173  | 43640  | 0.404 | 0.306 | 4.67 | 1.02     | 1034     |
| MIL   | .244 | 2518  | 86169   | 11720  | 21000  | 11377  | 4581  | 504  | 2982  | 7453   | 17227  | 1777  | 1647  | 35535  | 0.412 | 0.304 | 4.65 | 1.02     | 319      |
| NYM   | .241 | 2958  | 101622  | 13294  | 24446  | 12736  | 5286  | 632  | 2926  | 9257   | 19941  | 2142  | 1912  | 39774  | 0.391 | 0.304 | 4.49 | .98      | -291     |
| PHI   | .244 | 3126  | 107818  | 14189  | 26257  | 13343  | 5603  | 708  | 3004  | 9590   | 19934  | 2699  | 2274  | 42288  | 0.392 | 0.305 | 4.54 | .99      | -885     |
| PIT   | .241 | 3126  | 107268  | 13541  | 25847  | 12844  | 5609  | 633  | 2935  | 8861   | 21487  | 2553  | 2189  | 41527  | 0.387 | 0.299 | 4.33 | .95      | -636     |
| STL   | .243 | 3126  | 107937  | 14552  | 26260  | 13974  | 5696  | 663  | 3096  | 11530  | 21985  | 3573  | 2064  | 42570  | 0.394 | 0.316 | 4.66 | 1.02     | 1194     |
| SD    | .246 | 2248  | 77538   | 10496  | 19107  | 10084  | 4259  | 497  | 2467  | 6641   | 16457  | 1805  | 1361  | 31761  | 0.410 | 0.306 | 4.67 | 1.02     | 435      |
| SF    | .240 | 3126  | 106870  | 13726  | 25689  | 13166  | 5376  | 653  | 3498  | 9165   | 20135  | 1953  | 2106  | 42865  | 0.401 | 0.300 | 4.39 | .96      | -1134    |
| WAS   | .241 | 2248  | 77101   | 10025  | 18552  | 9601   | 4044  | 421  | 2548  | 7147   | 15033  | 1597  | 1440  | 31082  | 0.403 | 0.305 | 4.46 | .98      | -388     |
| TOTAL | .243 | 34980 | 1203610 | 159717 | 292224 | 153193 | 62520 | 7469 | 37305 | 108830 | 239831 | 29021 | 23509 | 481597 | 0.400 | 0.306 | 4.57 |          |          |

| TEAM  | ERA  | GM    | W     | L     | PCT  | IP       | H      | R      | ER     | BB     | SO     | CG   | SHO  | SV   | BBA  | SOA  | R/GM | rel R/GM | K/BB ratio |
|-------|------|-------|-------|-------|------|----------|--------|--------|--------|--------|--------|------|------|------|------|------|------|----------|------------|
| ATL   | 4.33 | 3126  | 1477  | 1649  | .472 | 28093.2  | 26725  | 14805  | 13515  | 10009  | 20856  | 653  | 148  | 615  | 3.21 | 6.68 | 4.74 | .96      | 2.08       |
| CHI   | 4.37 | 3126  | 1515  | 1611  | .485 | 28102.0  | 26287  | 14701  | 13652  | 10389  | 22093  | 702  | 149  | 624  | 3.33 | 7.08 | 4.70 | .97      | 2.13       |
| CIN   | 4.01 | 3126  | 1779  | 1347  | .569 | 28163.0  | 25318  | 13680  | 12544  | 9151   | 22858  | 665  | 197  | 715  | 2.92 | 7.30 | 4.38 | 1.04     | 2.50       |
| LA    | 3.95 | 3126  | 1635  | 1491  | .523 | 28160.0  | 24659  | 13571  | 12346  | 9293   | 22773  | 612  | 180  | 695  | 2.97 | 7.28 | 4.34 | 1.05     | 2.45       |
| MIL   | 4.25 | 2518  | 1281  | 1237  | .509 | 22614.2  | 21019  | 11401  | 10680  | 7928   | 17259  | 433  | 121  | 544  | 3.16 | 6.87 | 4.53 | 1.01     | 2.18       |
| NYM   | 4.29 | 2958  | 1443  | 1515  | .488 | 26652.2  | 24753  | 13585  | 12719  | 8569   | 19846  | 562  | 170  | 583  | 2.89 | 6.70 | 4.59 | .99      | 2.32       |
| PHI   | 4.36 | 3126  | 1473  | 1653  | .471 | 28100.0  | 27174  | 15074  | 13622  | 9855   | 21022  | 546  | 129  | 628  | 3.16 | 6.73 | 4.82 | .95      | 2.13       |
| PIT   | 4.21 | 3126  | 1478  | 1648  | .473 | 28097.0  | 26177  | 14177  | 13138  | 9219   | 20735  | 887  | 186  | 564  | 2.95 | 6.64 | 4.54 | 1.01     | 2.25       |
| STL   | 3.91 | 3126  | 1696  | 1430  | .543 | 28317.1  | 25010  | 13358  | 12297  | 8807   | 22824  | 811  | 191  | 739  | 2.80 | 7.25 | 4.27 | 1.07     | 2.59       |
| SD    | 4.12 | 2248  | 1162  | 1086  | .517 | 20236.0  | 18343  | 10061  | 9254   | 6816   | 16859  | 325  | 122  | 549  | 3.03 | 7.50 | 4.48 | 1.02     | 2.47       |
| SF    | 4.35 | 3126  | 1449  | 1677  | .464 | 28126.2  | 26895  | 14860  | 13583  | 9839   | 20456  | 485  | 122  | 596  | 3.15 | 6.55 | 4.75 | .96      | 2.08       |
| WAS   | 4.32 | 2248  | 1102  | 1146  | .490 | 20251.0  | 18756  | 10413  | 9718   | 7227   | 15808  | 390  | 85   | 458  | 3.21 | 7.03 | 4.63 | .99      | 2.19       |
| TOTAL | 4.20 | 34980 | 17490 | 17490 | .500 | 314914.0 | 291116 | 159686 | 147068 | 107102 | 243389 | 7071 | 1800 | 7310 | 3.06 | 6.96 | 4.57 |          | 2.27       |

HITTING

PITCHING

| TEAM | Seasons above<br>1.0 Rel Runs/Gm | Seasons Below<br>1.0 Rel Runs/Gm |
|------|----------------------------------|----------------------------------|
| ATL  | 14                               | 12                               |
| CHI  | 16                               | 18                               |
| CIN  | 27                               | 24                               |
| LA   | 22                               | 22                               |
| MIL  | 13                               | 15                               |
| NYM  | 13                               | 17                               |
| PHI  | 15                               | 12                               |
| PIT  | 12                               | 18                               |
| STL  | 20                               | 24                               |
| SD   | 12                               | 16                               |
| SF   | 10                               | 14                               |
| WAS  | 8                                | 17                               |

## ATLANTA BRAVES - CAREER HITTING TOTALS

| YEAR  | AVG  | GM   | AB     | R     | H     | RBI   | 2B   | 3B  | HR   | BB   | SO    | SB   | DP   | TB    | SLG  | OBA  | R/GM | rel. R/GM | run margin |
|-------|------|------|--------|-------|-------|-------|------|-----|------|------|-------|------|------|-------|------|------|------|-----------|------------|
| 1984  | .263 | 84   | 2994   | 443   | 788   | 424   | 142  | 15  | 97   | 273  | 423   | 75   | 68   | 1251  | .418 | .325 | 5.27 | 1.14      | 100        |
| 1985  | .235 | 84   | 2894   | 373   | 680   | 357   | 111  | 29  | 76   | 265  | 534   | 132  | 58   | 1077  | .372 | .299 | 4.44 | 1.00      | -18        |
| 1986  | .237 | 88   | 3079   | 390   | 730   | 359   | 151  | 26  | 85   | 282  | 528   | 113  | 60   | 1188  | .386 | .301 | 4.43 | 1.02      | -6         |
| 1987  | .250 | 88   | 3097   | 404   | 773   | 367   | 142  | 31  | 82   | 287  | 597   | 74   | 79   | 1223  | .395 | .313 | 4.59 | 1.02      | -110       |
| 1988  | .245 | 88   | 3027   | 380   | 742   | 365   | 166  | 11  | 77   | 280  | 568   | 56   | 85   | 1161  | .384 | .309 | 4.32 | .83       | -60        |
| 1989  | .208 | 88   | 2984   | 311   | 620   | 302   | 118  | 17  | 73   | 258  | 599   | 86   | 63   | 991   | .332 | .271 | 3.53 | .93       | -73        |
| 1990  | .236 | 88   | 3036   | 398   | 715   | 388   | 138  | 30  | 57   | 327  | 613   | 63   | 67   | 1084  | .357 | .310 | 4.52 | 1.04      | 14         |
| 1991  | .246 | 90   | 3139   | 371   | 772   | 360   | 144  | 21  | 50   | 275  | 503   | 63   | 81   | 1108  | .353 | .307 | 4.12 | .94       | 22         |
| 1992  | .230 | 90   | 3075   | 338   | 708   | 335   | 145  | 23  | 46   | 284  | 519   | 68   | 93   | 1037  | .337 | .295 | 3.76 | .91       | -109       |
| 1993  | .221 | 90   | 3059   | 352   | 676   | 342   | 143  | 8   | 59   | 271  | 555   | 94   | 61   | 1012  | .331 | .284 | 3.91 | .99       | -66        |
| 1994  | .244 | 90   | 3167   | 401   | 774   | 389   | 183  | 15  | 87   | 272  | 556   | 95   | 55   | 1248  | .394 | .304 | 4.46 | .97       | -56        |
| 1995  | .269 | 90   | 3166   | 546   | 851   | 535   | 167  | 27  | 137  | 310  | 586   | 98   | 65   | 1483  | .468 | .334 | 6.07 | 1.20      | 102        |
| 1996  | .247 | 94   | 3389   | 410   | 836   | 400   | 190  | 14  | 103  | 282  | 716   | 82   | 61   | 1363  | .402 | .305 | 4.36 | .91       | -107       |
| 1997  | .254 | 94   | 3255   | 464   | 826   | 454   | 176  | 11  | 121  | 322  | 633   | 64   | 72   | 1387  | .426 | .321 | 4.94 | 1.01      | 57         |
| 1998  | .258 | 94   | 3295   | 520   | 849   | 514   | 199  | 16  | 147  | 326  | 716   | 72   | 67   | 1521  | .462 | .324 | 5.53 | 1.13      | 94         |
| 1999  | .269 | 94   | 3285   | 569   | 884   | 562   | 152  | 25  | 157  | 369  | 670   | 125  | 62   | 1557  | .474 | .343 | 6.05 | 1.22      | 144        |
| 2000  | .269 | 94   | 3262   | 528   | 876   | 513   | 160  | 29  | 128  | 318  | 648   | 125  | 76   | 1478  | .453 | .334 | 5.62 | 1.02      | 48         |
| 2001  | .254 | 94   | 3297   | 542   | 837   | 528   | 180  | 16  | 146  | 352  | 654   | 78   | 75   | 1487  | .451 | .326 | 5.77 | 1.12      | 100        |
| 2002  | .249 | 94   | 3265   | 425   | 812   | 416   | 185  | 23  | 118  | 286  | 645   | 67   | 74   | 1397  | .428 | .309 | 4.52 | .91       | -122       |
| 2003  | .231 | 94   | 3278   | 381   | 758   | 368   | 180  | 16  | 90   | 239  | 694   | 86   | 53   | 1240  | .378 | .283 | 4.05 | .89       | -137       |
| 2004  | .250 | 94   | 3258   | 418   | 813   | 408   | 176  | 27  | 101  | 239  | 577   | 62   | 53   | 1346  | .413 | .301 | 4.45 | .94       | -81        |
| 2005  | .251 | 94   | 3277   | 426   | 822   | 425   | 174  | 24  | 92   | 264  | 695   | 56   | 69   | 1320  | .403 | .307 | 4.53 | .92       | -69        |
| 2006  | .223 | 94   | 3187   | 350   | 711   | 347   | 173  | 18  | 91   | 265  | 644   | 42   | 57   | 1193  | .374 | .283 | 3.72 | .82       | -50        |
| 2007  | .266 | 94   | 3246   | 477   | 863   | 472   | 193  | 20  | 99   | 252  | 626   | 61   | 53   | 1393  | .429 | .319 | 5.07 | 1.03      | -54        |
| 2008  | .251 | 94   | 3199   | 385   | 803   | 372   | 176  | 20  | 82   | 232  | 574   | 52   | 75   | 1265  | .395 | .302 | 4.10 | .90       | -66        |
| 2009  | .245 | 94   | 3218   | 394   | 789   | 383   | 156  | 15  | 96   | 265  | 646   | 54   | 79   | 1263  | .392 | .303 | 4.19 | .92       | -1         |
| 2010  | .242 | 94   | 3254   | 444   | 788   | 427   | 154  | 11  | 117  | 296  | 651   | 50   | 68   | 1315  | .404 | .305 | 4.72 | 1.05      | 22         |
| 2011  | .225 | 94   | 3174   | 349   | 713   | 342   | 147  | 10  | 77   | 306  | 653   | 47   | 77   | 1111  | .350 | .293 | 3.71 | .91       | -46        |
| 2012  | .234 | 94   | 3145   | 390   | 737   | 378   | 148  | 16  | 79   | 290  | 682   | 62   | 88   | 1154  | .367 | .299 | 4.15 | 1.03      | -10        |
| 2013  | .226 | 94   | 3260   | 366   | 738   | 348   | 161  | 19  | 103  | 244  | 776   | 95   | 63   | 1246  | .382 | .280 | 3.89 | .91       | -106       |
| 2014  | .221 | 94   | 3103   | 378   | 685   | 365   | 131  | 21  | 110  | 287  | 717   | 66   | 59   | 1188  | .383 | .287 | 4.02 | .94       | -48        |
| 2015  | .217 | 94   | 3147   | 342   | 682   | 328   | 181  | 8   | 78   | 245  | 748   | 48   | 73   | 1113  | .354 | .273 | 3.64 | .94       | -33        |
| 2016  | .225 | 94   | 3248   | 349   | 730   | 341   | 138  | 15  | 91   | 237  | 725   | 61   | 67   | 1171  | .361 | .277 | 3.71 | .93       | -42        |
| 2017  | .237 | 94   | 3265   | 435   | 773   | 423   | 170  | 15  | 102  | 307  | 852   | 79   | 62   | 1279  | .392 | .302 | 4.63 | 1.03      | 11         |
| TOTAL | .242 | 3126 | 108024 | 14049 | 26154 | 13637 | 5450 | 642 | 3254 | 9607 | 21523 | 2551 | 2318 | 42650 | .395 | .304 | 4.49 | .98       | -756       |

## ATLANTA BRAVES - CAREER PITCHING TOTALS

| YEAR  | ERA  | GM   | W    | L    | PCT  | IP      | H     | R     | ER    | BB    | SO    | CG  | SHO | SV  | BBA  | SOA  | R/GM | rel. R/GM | K/BB ratio |
|-------|------|------|------|------|------|---------|-------|-------|-------|-------|-------|-----|-----|-----|------|------|------|-----------|------------|
| 1984  | 3.69 | 84   | 52   | 32   | .619 | 759.1   | 665   | 343   | 311   | 265   | 512   | 32  | 5   | 19  | 3.14 | 6.07 | 4.08 | 1.14      | 1.93       |
| 1985  | 4.14 | 84   | 42   | 42   | .500 | 762.1   | 706   | 391   | 351   | 262   | 413   | 22  | 6   | 12  | 3.09 | 4.88 | 4.65 | .96       | 1.58       |
| 1986  | 3.90 | 88   | 46   | 42   | .523 | 809.0   | 692   | 396   | 351   | 319   | 500   | 20  | 7   | 14  | 3.55 | 5.56 | 4.50 | .96       | 1.57       |
| 1987  | 5.57 | 88   | 32   | 56   | .364 | 784.0   | 874   | 514   | 485   | 347   | 560   | 15  | 3   | 12  | 3.98 | 6.43 | 5.84 | .77       | 1.61       |
| 1988  | 4.69 | 88   | 39   | 49   | .443 | 781.1   | 804   | 440   | 407   | 324   | 551   | 13  | 3   | 18  | 3.73 | 6.35 | 5.00 | 1.04      | 1.70       |
| 1989  | 3.87 | 88   | 39   | 49   | .443 | 791.1   | 721   | 384   | 340   | 242   | 520   | 29  | 5   | 15  | 2.75 | 5.91 | 4.36 | .87       | 2.15       |
| 1990  | 3.91 | 88   | 42   | 46   | .477 | 788.2   | 740   | 384   | 343   | 296   | 507   | 23  | 3   | 17  | 3.38 | 5.79 | 4.36 | .99       | 1.71       |
| 1991  | 3.60 | 90   | 43   | 47   | .478 | 803.1   | 665   | 349   | 321   | 225   | 541   | 30  | 8   | 15  | 2.52 | 6.06 | 3.88 | 1.13      | 2.40       |
| 1992  | 4.34 | 90   | 34   | 56   | .378 | 813.2   | 835   | 447   | 392   | 226   | 546   | 30  | 3   | 15  | 2.50 | 6.04 | 4.97 | .83       | 2.42       |
| 1993  | 4.14 | 90   | 30   | 60   | .333 | 802.2   | 748   | 418   | 369   | 271   | 549   | 21  | 8   | 9   | 3.04 | 6.16 | 4.64 | .85       | 2.03       |
| 1994  | 4.50 | 90   | 39   | 51   | .433 | 814.2   | 893   | 457   | 407   | 267   | 557   | 25  | 7   | 15  | 2.95 | 6.15 | 5.08 | .90       | 2.09       |
| 1995  | 4.55 | 90   | 58   | 32   | .644 | 806.2   | 806   | 444   | 408   | 275   | 554   | 19  | 4   | 16  | 3.07 | 6.18 | 4.93 | 1.02      | 2.01       |
| 1996  | 4.95 | 94   | 36   | 58   | .383 | 858.2   | 905   | 517   | 472   | 279   | 675   | 12  | 3   | 19  | 2.92 | 7.07 | 5.50 | .87       | 2.42       |
| 1997  | 4.04 | 94   | 50   | 44   | .532 | 833.0   | 727   | 407   | 374   | 250   | 599   | 30  | 6   | 15  | 2.70 | 6.47 | 4.33 | 1.12      | 2.40       |
| 1998  | 4.21 | 94   | 54   | 40   | .574 | 849.0   | 814   | 426   | 397   | 287   | 602   | 27  | 3   | 21  | 3.04 | 6.38 | 4.53 | 1.08      | 2.10       |
| 1999  | 3.98 | 94   | 60   | 34   | .638 | 838.1   | 742   | 425   | 371   | 294   | 683   | 33  | 1   | 21  | 3.16 | 7.33 | 4.52 | 1.10      | 2.32       |
| 2000  | 4.62 | 94   | 52   | 42   | .553 | 836.1   | 810   | 480   | 429   | 309   | 583   | 25  | 3   | 24  | 3.33 | 6.27 | 5.11 | 1.08      | 1.89       |
| 2001  | 4.35 | 94   | 53   | 41   | .564 | 850.1   | 788   | 442   | 411   | 299   | 652   | 29  | 6   | 18  | 3.16 | 6.90 | 4.70 | 1.09      | 2.18       |
| 2002  | 5.32 | 94   | 40   | 54   | .426 | 847.1   | 899   | 547   | 501   | 356   | 635   | 18  | 2   | 18  | 3.78 | 6.74 | 5.82 | .86       | 1.78       |
| 2003  | 5.14 | 94   | 39   | 55   | .415 | 852.0   | 878   | 518   | 487   | 318   | 626   | 17  | 4   | 16  | 3.36 | 6.61 | 5.51 | .83       | 1.97       |
| 2004  | 5.07 | 94   | 35   | 59   | .372 | 832.0   | 864   | 499   | 469   | 335   | 567   | 21  | 4   | 16  | 3.62 | 6.13 | 5.31 | .89       | 1.69       |
| 2005  | 4.84 | 94   | 42   | 52   | .447 | 844.0   | 807   | 495   | 454   | 364   | 686   | 25  | 3   | 15  | 3.88 | 7.32 | 5.27 | .94       | 1.88       |
| 2006  | 3.99 | 94   | 41   | 53   | .436 | 839.1   | 697   | 400   | 372   | 280   | 692   | 28  | 7   | 13  | 3.00 | 7.42 | 4.26 | 1.08      | 2.47       |
| 2007  | 5.37 | 94   | 37   | 57   | .394 | 826.2   | 902   | 531   | 493   | 327   | 650   | 19  | 4   | 7   | 3.56 | 7.08 | 5.65 | .87       | 1.99       |
| 2008  | 4.57 | 94   | 42   | 52   | .447 | 831.0   | 811   | 451   | 422   | 316   | 603   | 15  | 5   | 24  | 3.42 | 6.53 | 4.80 | .95       | 1.91       |
| 2009  | 4.00 | 94   | 49   | 45   | .521 | 844.0   | 737   | 395   | 375   | 332   | 690   | 10  | 6   | 29  | 3.54 | 7.36 | 4.20 | 1.08      | 2.08       |
| 2010  | 3.96 | 94   | 50   | 44   | .532 | 851.2   | 771   | 422   | 375   | 365   | 667   | 7   | 1   | 28  | 3.86 | 7.05 | 4.49 | 1.00      | 1.83       |
| 2011  | 3.86 | 94   | 41   | 53   | .436 | 852.0   | 770   | 395   | 365   | 310   | 633   | 11  | 7   | 20  | 3.27 | 6.69 | 4.20 | .97       | 2.04       |
| 2012  | 3.92 | 94   | 48   | 46   | .511 | 838.2   | 715   | 400   | 365   | 282   | 685   | 6   | 5   | 24  | 3.03 | 7.35 | 4.26 | .95       | 2.43       |
| 2013  | 4.45 | 94   | 35   | 59   | .372 | 849.2   | 832   | 472   | 420   | 264   | 690   | 9   | 2   | 19  | 2.80 | 7.31 | 5.02 | .85       | 2.61       |
| 2014  | 4.20 | 94   | 47   | 47   | .500 | 834.0   | 769   | 426   | 389   | 317   | 697   | 5   | 3   | 28  | 3.42 | 7.52 | 4.53 | .94       | 2.20       |
| 2015  | 3.62 | 94   | 42   | 52   | .447 | 839.2   | 752   | 375   | 338   | 267   | 667   | 9   | 6   | 17  | 2.86 | 7.15 | 3.99 | .97       | 2.50       |
| 2016  | 3.72 | 94   | 45   | 49   | .479 | 866.0   | 796   | 391   | 358   | 266   | 759   | 9   | 1   | 25  | 2.76 | 7.89 | 4.16 | .96       | 2.85       |
| 2017  | 4.10 | 94   | 43   | 51   | .457 | 863.0   | 790   | 424   | 393   | 273   | 805   | 9   | 4   | 21  | 2.85 | 8.40 | 4.51 | .99       | 2.95       |
| TOTAL | 4.33 | 3126 | 1477 | 1649 | .472 | 28093.2 | 26725 | 14805 | 13515 | 10009 | 20856 | 653 | 148 | 615 | 3.21 | 6.68 | 4.74 | .96       | 2.08       |

## CHICAGO CUBS - CAREER HITTING TOTALS

| YEAR  | AVG  | GM   | AB     | R     | H     | RBI   | 2B   | 3B  | HR   | BB   | SO    | SB   | DP   | TB    | SLG  | OBA  | R/GM | rel. R/GM | run margin |
|-------|------|------|--------|-------|-------|-------|------|-----|------|------|-------|------|------|-------|------|------|------|-----------|------------|
| 1984  | .254 | 84   | 2840   | 392   | 722   | 377   | 130  | 17  | 81   | 252  | 414   | 119  | 67   | 1129  | .398 | .315 | 4.67 | 1.01      | -59        |
| 1985  | .231 | 84   | 2795   | 330   | 647   | 315   | 106  | 29  | 69   | 221  | 418   | 71   | 56   | 1018  | .364 | .288 | 3.93 | .88       | 15         |
| 1986  | .256 | 88   | 3038   | 423   | 777   | 396   | 165  | 20  | 71   | 277  | 377   | 148  | 56   | 1195  | .393 | .318 | 4.81 | 1.11      | 77         |
| 1987  | .249 | 88   | 3038   | 415   | 755   | 405   | 126  | 15  | 101  | 254  | 443   | 85   | 78   | 1214  | .400 | .307 | 4.72 | 1.05      | 7          |
| 1988  | .243 | 88   | 3047   | 372   | 739   | 359   | 154  | 18  | 89   | 276  | 568   | 111  | 67   | 1196  | .393 | .305 | 4.23 | .81       | -32        |
| 1989  | .217 | 88   | 3013   | 322   | 653   | 309   | 132  | 21  | 79   | 157  | 524   | 95   | 38   | 1064  | .353 | .256 | 3.66 | .97       | -27        |
| 1990  | .241 | 88   | 3057   | 355   | 736   | 339   | 136  | 12  | 89   | 237  | 522   | 48   | 87   | 1163  | .380 | .295 | 4.03 | .93       | 1          |
| 1991  | .260 | 90   | 3226   | 425   | 840   | 412   | 179  | 24  | 84   | 248  | 500   | 93   | 65   | 1319  | .409 | .313 | 4.72 | 1.08      | 53         |
| 1992  | .238 | 90   | 3146   | 382   | 750   | 364   | 166  | 17  | 109  | 212  | 540   | 82   | 66   | 1277  | .406 | .286 | 4.24 | 1.03      | 29         |
| 1993  | .219 | 90   | 3073   | 326   | 674   | 313   | 163  | 20  | 86   | 240  | 628   | 35   | 59   | 1135  | .369 | .276 | 3.62 | .92       | -28        |
| 1994  | .258 | 90   | 3211   | 427   | 829   | 399   | 148  | 15  | 80   | 251  | 503   | 89   | 79   | 1247  | .388 | .312 | 4.74 | 1.03      | 105        |
| 1995  | .224 | 90   | 3033   | 354   | 680   | 339   | 145  | 13  | 86   | 233  | 556   | 65   | 67   | 1109  | .366 | .280 | 3.93 | .78       | -145       |
| 1996  | .220 | 94   | 3188   | 361   | 702   | 349   | 137  | 17  | 98   | 250  | 629   | 73   | 57   | 1167  | .366 | .277 | 3.84 | .80       | -184       |
| 1997  | .241 | 94   | 3223   | 451   | 777   | 433   | 169  | 24  | 141  | 253  | 686   | 42   | 54   | 1417  | .440 | .296 | 4.80 | .99       | -74        |
| 1998  | .224 | 94   | 3178   | 339   | 711   | 319   | 161  | 12  | 66   | 306  | 730   | 72   | 51   | 1094  | .344 | .292 | 3.61 | .74       | -239       |
| 1999  | .235 | 94   | 3224   | 383   | 759   | 372   | 150  | 12  | 92   | 253  | 667   | 51   | 54   | 1209  | .375 | .291 | 4.07 | .82       | -206       |
| 2000  | .265 | 94   | 3288   | 530   | 872   | 510   | 204  | 32  | 110  | 352  | 666   | 81   | 78   | 1470  | .447 | .336 | 5.64 | 1.03      | -69        |
| 2001  | .232 | 94   | 3182   | 437   | 738   | 426   | 147  | 13  | 118  | 330  | 646   | 75   | 75   | 1265  | .398 | .304 | 4.65 | .90       | -58        |
| 2002  | .259 | 94   | 3272   | 496   | 848   | 484   | 171  | 22  | 116  | 342  | 677   | 125  | 63   | 1411  | .431 | .329 | 5.28 | 1.06      | 75         |
| 2003  | .219 | 94   | 3116   | 332   | 682   | 320   | 135  | 12  | 96   | 248  | 680   | 36   | 81   | 1129  | .362 | .276 | 3.53 | .77       | -258       |
| 2004  | .254 | 94   | 3270   | 500   | 832   | 491   | 190  | 17  | 153  | 335  | 678   | 50   | 60   | 1515  | .463 | .324 | 5.32 | 1.13      | 160        |
| 2005  | .227 | 94   | 3226   | 421   | 731   | 407   | 174  | 10  | 122  | 295  | 736   | 47   | 59   | 1291  | .400 | .291 | 4.48 | .91       | -150       |
| 2006  | .232 | 94   | 3210   | 395   | 744   | 382   | 170  | 17  | 108  | 244  | 675   | 74   | 46   | 1272  | .396 | .286 | 4.20 | .92       | -218       |
| 2007  | .253 | 94   | 3262   | 493   | 825   | 481   | 187  | 29  | 129  | 304  | 747   | 108  | 50   | 1457  | .447 | .317 | 5.24 | 1.07      | 39         |
| 2008  | .253 | 94   | 3298   | 475   | 834   | 465   | 191  | 12  | 134  | 264  | 701   | 77   | 52   | 1451  | .440 | .308 | 5.05 | 1.11      | 76         |
| 2009  | .270 | 94   | 3315   | 536   | 895   | 523   | 203  | 15  | 133  | 306  | 745   | 84   | 56   | 1527  | .461 | .332 | 5.70 | 1.25      | 102        |
| 2010  | .239 | 94   | 3228   | 448   | 770   | 439   | 198  | 16  | 119  | 284  | 640   | 64   | 43   | 1357  | .420 | .300 | 4.77 | 1.06      | 10         |
| 2011  | .244 | 94   | 3303   | 434   | 807   | 424   | 195  | 12  | 134  | 239  | 734   | 59   | 51   | 1428  | .432 | .295 | 4.62 | 1.13      | 52         |
| 2012  | .211 | 94   | 3065   | 369   | 647   | 349   | 153  | 12  | 95   | 319  | 784   | 67   | 47   | 1109  | .362 | .285 | 3.93 | .97       | -35        |
| 2013  | .223 | 94   | 3162   | 380   | 705   | 370   | 147  | 16  | 105  | 285  | 826   | 57   | 68   | 1199  | .379 | .287 | 4.04 | .95       | 17         |
| 2014  | .218 | 94   | 3132   | 329   | 684   | 314   | 141  | 21  | 62   | 308  | 726   | 60   | 64   | 1053  | .336 | .288 | 3.50 | .82       | -45        |
| 2015  | .234 | 94   | 3131   | 393   | 734   | 384   | 137  | 20  | 79   | 282  | 773   | 83   | 53   | 1148  | .367 | .298 | 4.18 | 1.08      | 84         |
| 2016  | .226 | 94   | 3036   | 364   | 687   | 355   | 149  | 17  | 85   | 297  | 731   | 47   | 50   | 1125  | .371 | .295 | 3.87 | .97       | 24         |
| 2017  | .257 | 94   | 3301   | 481   | 847   | 474   | 183  | 17  | 97   | 302  | 789   | 61   | 62   | 1355  | .410 | .319 | 5.12 | 1.14      | 70         |
| TOTAL | .239 | 3126 | 107127 | 13870 | 25633 | 13398 | 5442 | 596 | 3416 | 9256 | 21659 | 2534 | 2059 | 42515 | .397 | .300 | 4.44 | .97       | -831       |



## CHICAGO CUBS - CAREER PITCHING TOTALS

| YEAR  | ERA  | GM   | W    | L    | PCT  | IP      | H     | R     | ER    | BB    | SO    | CG  | SHO | SV  | BBA  | SOA  | R/GM | rel. R/GM | K/BB ratio |
|-------|------|------|------|------|------|---------|-------|-------|-------|-------|-------|-----|-----|-----|------|------|------|-----------|------------|
| 1984  | 4.90 | 84   | 35   | 49   | .417 | 736.0   | 820   | 451   | 401   | 315   | 462   | 17  | 1   | 11  | 3.85 | 5.65 | 5.37 | .87       | 1.47       |
| 1985  | 3.37 | 84   | 42   | 42   | .500 | 747.1   | 616   | 315   | 280   | 281   | 530   | 25  | 8   | 14  | 3.38 | 6.38 | 3.75 | 1.19      | 1.89       |
| 1986  | 3.71 | 88   | 53   | 35   | .602 | 803.1   | 672   | 346   | 331   | 294   | 567   | 23  | 5   | 20  | 3.29 | 6.35 | 3.93 | 1.10      | 1.93       |
| 1987  | 4.32 | 88   | 48   | 40   | .545 | 794.0   | 718   | 408   | 381   | 278   | 634   | 19  | 2   | 24  | 3.15 | 7.19 | 4.64 | .97       | 2.28       |
| 1988  | 4.48 | 88   | 45   | 43   | .511 | 787.0   | 781   | 404   | 392   | 301   | 623   | 19  | 8   | 19  | 3.44 | 7.12 | 4.59 | 1.13      | 2.07       |
| 1989  | 3.57 | 88   | 45   | 43   | .511 | 795.0   | 707   | 349   | 315   | 258   | 598   | 26  | 7   | 16  | 2.92 | 6.77 | 3.97 | .95       | 2.32       |
| 1990  | 3.73 | 88   | 44   | 44   | .500 | 798.2   | 682   | 354   | 331   | 298   | 564   | 19  | 4   | 19  | 3.36 | 6.36 | 4.02 | 1.07      | 1.89       |
| 1991  | 3.64 | 90   | 52   | 38   | .578 | 827.1   | 734   | 372   | 335   | 291   | 583   | 20  | 2   | 19  | 3.17 | 6.34 | 4.13 | 1.06      | 2.00       |
| 1992  | 3.51 | 90   | 50   | 40   | .556 | 828.1   | 684   | 353   | 323   | 280   | 609   | 38  | 8   | 10  | 3.04 | 6.62 | 3.92 | 1.05      | 2.18       |
| 1993  | 3.29 | 90   | 44   | 46   | .489 | 817.1   | 647   | 354   | 299   | 278   | 588   | 30  | 7   | 19  | 3.06 | 6.47 | 3.93 | 1.00      | 2.12       |
| 1994  | 2.97 | 90   | 49   | 41   | .544 | 824.0   | 616   | 322   | 272   | 308   | 591   | 42  | 10  | 11  | 3.36 | 6.46 | 3.58 | 1.28      | 1.92       |
| 1995  | 5.14 | 90   | 36   | 54   | .400 | 800.0   | 836   | 499   | 457   | 336   | 620   | 19  | 5   | 18  | 3.78 | 6.98 | 5.54 | .91       | 1.85       |
| 1996  | 5.20 | 94   | 34   | 60   | .362 | 836.0   | 924   | 545   | 483   | 289   | 653   | 14  | 3   | 18  | 3.11 | 7.03 | 5.80 | .83       | 2.26       |
| 1997  | 5.16 | 94   | 40   | 54   | .426 | 824.2   | 883   | 525   | 473   | 291   | 590   | 24  | 5   | 17  | 3.18 | 6.44 | 5.59 | .87       | 2.03       |
| 1998  | 5.69 | 94   | 26   | 68   | .277 | 841.0   | 934   | 578   | 532   | 373   | 636   | 44  | 4   | 7   | 3.99 | 6.81 | 6.15 | .79       | 1.71       |
| 1999  | 6.17 | 94   | 30   | 64   | .319 | 831.1   | 1036  | 589   | 570   | 392   | 624   | 42  | 4   | 10  | 4.24 | 6.76 | 6.27 | .79       | 1.59       |
| 2000  | 6.23 | 94   | 37   | 57   | .394 | 830.2   | 1019  | 599   | 575   | 386   | 614   | 37  | 5   | 9   | 4.18 | 6.65 | 6.37 | .86       | 1.59       |
| 2001  | 5.09 | 94   | 43   | 51   | .457 | 842.1   | 798   | 495   | 476   | 463   | 681   | 31  | 3   | 12  | 4.95 | 7.28 | 5.27 | .98       | 1.47       |
| 2002  | 4.15 | 94   | 51   | 43   | .543 | 858.0   | 779   | 421   | 396   | 299   | 627   | 20  | 0   | 23  | 3.14 | 6.58 | 4.48 | 1.11      | 2.10       |
| 2003  | 6.19 | 94   | 27   | 67   | .287 | 828.2   | 983   | 590   | 570   | 356   | 615   | 24  | 4   | 14  | 3.87 | 6.68 | 6.28 | .73       | 1.73       |
| 2004  | 3.39 | 94   | 64   | 30   | .681 | 856.2   | 632   | 340   | 323   | 252   | 627   | 25  | 5   | 30  | 2.65 | 6.59 | 3.62 | 1.30      | 2.49       |
| 2005  | 5.68 | 94   | 30   | 64   | .319 | 838.0   | 959   | 571   | 529   | 367   | 601   | 29  | 3   | 8   | 3.94 | 6.45 | 6.07 | .81       | 1.64       |
| 2006  | 6.37 | 94   | 33   | 61   | .351 | 830.2   | 964   | 613   | 588   | 375   | 564   | 22  | 4   | 10  | 4.06 | 6.11 | 6.52 | .71       | 1.50       |
| 2007  | 4.57 | 94   | 52   | 42   | .553 | 843.2   | 793   | 454   | 428   | 261   | 658   | 12  | 3   | 30  | 2.78 | 7.02 | 4.83 | 1.02      | 2.52       |
| 2008  | 3.76 | 94   | 61   | 33   | .649 | 864.0   | 721   | 399   | 361   | 261   | 674   | 18  | 3   | 35  | 2.72 | 7.02 | 4.24 | 1.07      | 2.58       |
| 2009  | 4.33 | 94   | 57   | 37   | .606 | 846.2   | 775   | 434   | 407   | 262   | 615   | 15  | 5   | 24  | 2.79 | 6.54 | 4.62 | .99       | 2.35       |
| 2010  | 4.47 | 94   | 45   | 49   | .479 | 833.1   | 779   | 438   | 414   | 341   | 752   | 1   | 1   | 20  | 3.68 | 8.12 | 4.66 | .97       | 2.21       |
| 2011  | 3.88 | 94   | 51   | 43   | .543 | 858.2   | 707   | 382   | 370   | 270   | 747   | 3   | 1   | 27  | 2.83 | 7.83 | 4.06 | 1.00      | 2.77       |
| 2012  | 3.98 | 94   | 43   | 51   | .457 | 827.0   | 726   | 404   | 366   | 268   | 742   | 7   | 3   | 21  | 2.92 | 8.07 | 4.30 | .94       | 2.77       |
| 2013  | 3.61 | 94   | 52   | 42   | .553 | 852.2   | 728   | 363   | 342   | 266   | 721   | 7   | 4   | 25  | 2.81 | 7.61 | 3.86 | 1.10      | 2.71       |
| 2014  | 3.67 | 94   | 44   | 50   | .468 | 846.0   | 666   | 374   | 345   | 272   | 821   | 5   | 2   | 21  | 2.89 | 8.73 | 3.98 | 1.07      | 3.02       |
| 2015  | 3.11 | 94   | 51   | 43   | .543 | 841.1   | 630   | 309   | 291   | 254   | 822   | 10  | 9   | 28  | 2.72 | 8.79 | 3.29 | 1.18      | 3.24       |
| 2016  | 3.36 | 94   | 50   | 44   | .532 | 851.1   | 656   | 340   | 318   | 244   | 896   | 7   | 6   | 19  | 2.58 | 9.47 | 3.62 | 1.10      | 3.67       |
| 2017  | 3.95 | 94   | 51   | 43   | .543 | 861.0   | 682   | 411   | 378   | 329   | 844   | 8   | 5   | 16  | 3.44 | 8.82 | 4.37 | 1.03      | 2.57       |
| TOTAL | 4.37 | 3126 | 1515 | 1611 | .485 | 28102.0 | 26287 | 14701 | 13652 | 10389 | 22093 | 702 | 149 | 624 | 3.33 | 7.08 | 4.70 | .97       | 2.13       |

## CINCINNATI REDS - CAREER HITTING TOTALS

| YEAR  | AVG  | GM   | AB     | R     | H     | RBI   | 2B   | 3B  | HR   | BB    | SO    | SB   | DP   | TB    | SLG  | OBA  | R/GM | rel. R/GM | run margin |
|-------|------|------|--------|-------|-------|-------|------|-----|------|-------|-------|------|------|-------|------|------|------|-----------|------------|
| 1984  | .230 | 84   | 2873   | 354   | 661   | 342   | 127  | 25  | 62   | 273   | 568   | 106  | 59   | 1024  | .356 | .297 | 4.21 | .91       | -33        |
| 1985  | .237 | 84   | 2872   | 444   | 681   | 428   | 132  | 46  | 94   | 301   | 538   | 122  | 51   | 1187  | .413 | .309 | 5.29 | 1.19      | 87         |
| 1986  | .249 | 88   | 3046   | 446   | 759   | 433   | 148  | 26  | 91   | 338   | 584   | 98   | 72   | 1232  | .404 | .324 | 5.07 | 1.17      | 101        |
| 1987  | .248 | 88   | 3055   | 456   | 758   | 441   | 132  | 18  | 121  | 310   | 617   | 138  | 57   | 1289  | .422 | .317 | 5.18 | 1.16      | 123        |
| 1988  | .280 | 88   | 3195   | 559   | 894   | 540   | 181  | 22  | 123  | 346   | 601   | 139  | 77   | 1488  | .466 | .350 | 6.35 | 1.22      | 107        |
| 1989  | .226 | 88   | 2939   | 356   | 664   | 346   | 116  | 13  | 62   | 301   | 531   | 152  | 71   | 992   | .338 | .298 | 4.05 | 1.07      | 113        |
| 1990  | .248 | 88   | 3088   | 448   | 767   | 424   | 149  | 23  | 75   | 352   | 528   | 139  | 67   | 1187  | .384 | .325 | 5.09 | 1.18      | 71         |
| 1991  | .267 | 90   | 3139   | 459   | 839   | 438   | 153  | 26  | 69   | 277   | 487   | 151  | 68   | 1251  | .399 | .327 | 5.10 | 1.17      | 111        |
| 1992  | .240 | 90   | 3120   | 384   | 749   | 364   | 152  | 18  | 52   | 239   | 501   | 138  | 72   | 1093  | .350 | .294 | 4.27 | 1.04      | 64         |
| 1993  | .261 | 90   | 3183   | 449   | 830   | 428   | 186  | 26  | 76   | 277   | 535   | 141  | 66   | 1296  | .407 | .320 | 4.99 | 1.26      | 123        |
| 1994  | .245 | 90   | 3154   | 406   | 774   | 387   | 130  | 28  | 108  | 286   | 549   | 98   | 102  | 1284  | .407 | .308 | 4.51 | .98       | 31         |
| 1995  | .271 | 90   | 3202   | 534   | 868   | 513   | 161  | 24  | 161  | 296   | 637   | 46   | 67   | 1560  | .487 | .333 | 5.93 | 1.18      | 155        |
| 1996  | .275 | 94   | 3295   | 509   | 906   | 485   | 173  | 24  | 79   | 378   | 651   | 124  | 61   | 1364  | .414 | .350 | 5.41 | 1.13      | 65         |
| 1997  | .272 | 94   | 3257   | 548   | 885   | 526   | 137  | 18  | 161  | 335   | 626   | 62   | 72   | 1541  | .473 | .340 | 5.83 | 1.20      | 105        |
| 1998  | .230 | 94   | 3168   | 428   | 729   | 418   | 157  | 21  | 128  | 330   | 719   | 71   | 43   | 1312  | .414 | .303 | 4.55 | .93       | -9         |
| 1999  | .266 | 94   | 3312   | 534   | 882   | 511   | 186  | 23  | 151  | 392   | 724   | 84   | 56   | 1567  | .473 | .344 | 5.68 | 1.14      | 64         |
| 2000  | .277 | 94   | 3344   | 579   | 927   | 554   | 177  | 14  | 156  | 363   | 608   | 92   | 61   | 1600  | .478 | .348 | 6.16 | 1.12      | 26         |
| 2001  | .274 | 94   | 3310   | 547   | 907   | 534   | 187  | 19  | 165  | 368   | 678   | 57   | 54   | 1627  | .492 | .347 | 5.82 | 1.13      | 135        |
| 2002  | .238 | 94   | 3191   | 503   | 758   | 491   | 172  | 24  | 159  | 384   | 789   | 51   | 51   | 1455  | .456 | .319 | 5.35 | 1.07      | 42         |
| 2003  | .233 | 94   | 3202   | 423   | 745   | 402   | 167  | 24  | 127  | 265   | 647   | 35   | 42   | 1341  | .419 | .291 | 4.50 | .98       | -57        |
| 2004  | .237 | 94   | 3214   | 442   | 761   | 423   | 174  | 8   | 139  | 311   | 685   | 51   | 58   | 1368  | .426 | .304 | 4.70 | 1.00      | -38        |
| 2005  | .244 | 94   | 3250   | 484   | 793   | 468   | 177  | 15  | 140  | 287   | 664   | 59   | 47   | 1420  | .437 | .305 | 5.15 | 1.05      | 9          |
| 2006  | .255 | 94   | 3312   | 483   | 844   | 468   | 214  | 18  | 124  | 256   | 703   | 56   | 41   | 1466  | .443 | .308 | 5.14 | 1.13      | 101        |
| 2007  | .253 | 94   | 3229   | 457   | 816   | 442   | 181  | 25  | 106  | 339   | 673   | 74   | 65   | 1365  | .423 | .324 | 4.86 | .99       | -66        |
| 2008  | .238 | 94   | 3236   | 392   | 771   | 375   | 189  | 13  | 97   | 283   | 609   | 84   | 50   | 1277  | .395 | .300 | 4.17 | .92       | 56         |
| 2009  | .254 | 94   | 3247   | 460   | 825   | 440   | 174  | 16  | 90   | 316   | 578   | 77   | 57   | 1301  | .401 | .320 | 4.89 | 1.07      | 101        |
| 2010  | .244 | 94   | 3234   | 445   | 790   | 426   | 208  | 10  | 81   | 359   | 782   | 57   | 47   | 1261  | .390 | .320 | 4.73 | 1.05      | 39         |
| 2011  | .243 | 94   | 3150   | 410   | 765   | 396   | 164  | 14  | 114  | 285   | 679   | 67   | 65   | 1299  | .412 | .306 | 4.36 | 1.07      | -64        |
| 2012  | .234 | 94   | 3154   | 413   | 737   | 398   | 183  | 24  | 86   | 296   | 752   | 77   | 46   | 1226  | .389 | .299 | 4.39 | 1.09      | 9          |
| 2013  | .244 | 94   | 3219   | 495   | 785   | 472   | 200  | 26  | 113  | 291   | 781   | 89   | 40   | 1376  | .427 | .307 | 5.27 | 1.23      | 96         |
| 2014  | .242 | 94   | 3240   | 454   | 785   | 439   | 193  | 25  | 107  | 305   | 897   | 52   | 43   | 1349  | .416 | .307 | 4.83 | 1.13      | 44         |
| 2015  | .233 | 94   | 3218   | 400   | 751   | 390   | 184  | 18  | 94   | 297   | 760   | 81   | 44   | 1253  | .389 | .298 | 4.26 | 1.10      | 29         |
| 2016  | .231 | 94   | 3192   | 423   | 738   | 414   | 163  | 16  | 110  | 291   | 743   | 76   | 55   | 1263  | .396 | .295 | 4.50 | 1.13      | 110        |
| 2017  | .262 | 94   | 3331   | 526   | 872   | 510   | 211  | 18  | 119  | 301   | 835   | 99   | 39   | 1476  | .443 | .323 | 5.60 | 1.25      | 120        |
| TOTAL | .250 | 3126 | 108171 | 15650 | 27016 | 15066 | 5738 | 708 | 3740 | 10628 | 22259 | 3043 | 1966 | 45390 | .420 | .317 | 5.01 | 1.10      | ####       |

## CINCINNATI REDS - CAREER PITCHING TOTALS

| YEAR  | ERA  | GM   | W    | L    | PCT  | IP      | H     | R     | ER    | BB   | SO    | CG  | SHO | SV  | BBA  | SOA  | R/GM | rel. R/GM | K/BB ratio |
|-------|------|------|------|------|------|---------|-------|-------|-------|------|-------|-----|-----|-----|------|------|------|-----------|------------|
| 1984  | 3.96 | 84   | 38   | 46   | .452 | 750.1   | 673   | 387   | 330   | 309  | 564   | 23  | 6   | 13  | 3.71 | 6.76 | 4.61 | 1.01      | 1.83       |
| 1985  | 3.76 | 84   | 51   | 33   | .607 | 752.0   | 686   | 357   | 314   | 258  | 521   | 18  | 5   | 24  | 3.09 | 6.24 | 4.25 | 1.05      | 2.02       |
| 1986  | 3.38 | 88   | 51   | 37   | .580 | 795.0   | 651   | 345   | 299   | 274  | 518   | 24  | 3   | 17  | 3.10 | 5.86 | 3.92 | 1.11      | 1.89       |
| 1987  | 3.41 | 88   | 56   | 32   | .636 | 789.2   | 656   | 333   | 299   | 257  | 595   | 41  | 8   | 9   | 2.93 | 6.78 | 3.78 | 1.19      | 2.32       |
| 1988  | 4.54 | 88   | 53   | 35   | .602 | 799.2   | 802   | 452   | 403   | 261  | 610   | 26  | 4   | 15  | 2.94 | 6.87 | 5.14 | 1.01      | 2.34       |
| 1989  | 2.55 | 88   | 61   | 27   | .693 | 802.0   | 558   | 243   | 227   | 178  | 595   | 39  | 14  | 14  | 2.00 | 6.68 | 2.76 | 1.37      | 3.34       |
| 1990  | 3.84 | 88   | 57   | 31   | .648 | 802.1   | 677   | 377   | 342   | 256  | 552   | 28  | 9   | 18  | 2.87 | 6.19 | 4.28 | 1.01      | 2.16       |
| 1991  | 3.56 | 90   | 57   | 33   | .633 | 801.1   | 700   | 348   | 317   | 230  | 595   | 26  | 8   | 24  | 2.58 | 6.68 | 3.87 | 1.13      | 2.59       |
| 1992  | 3.22 | 90   | 49   | 41   | .544 | 815.2   | 674   | 320   | 292   | 206  | 561   | 31  | 10  | 16  | 2.27 | 6.19 | 3.56 | 1.15      | 2.72       |
| 1993  | 3.06 | 90   | 54   | 36   | .600 | 815.0   | 631   | 326   | 277   | 243  | 573   | 26  | 10  | 14  | 2.68 | 6.33 | 3.62 | 1.09      | 2.36       |
| 1994  | 3.73 | 90   | 45   | 45   | .500 | 826.0   | 726   | 375   | 342   | 256  | 594   | 16  | 6   | 16  | 2.79 | 6.47 | 4.17 | 1.10      | 2.32       |
| 1995  | 3.41 | 90   | 60   | 30   | .667 | 817.1   | 711   | 379   | 310   | 262  | 664   | 24  | 4   | 24  | 2.88 | 7.31 | 4.21 | 1.20      | 2.53       |
| 1996  | 4.15 | 94   | 54   | 40   | .574 | 840.2   | 820   | 444   | 388   | 263  | 679   | 20  | 2   | 27  | 2.82 | 7.27 | 4.72 | 1.02      | 2.58       |
| 1997  | 4.25 | 94   | 63   | 31   | .670 | 843.2   | 763   | 443   | 398   | 289  | 631   | 17  | 2   | 33  | 3.08 | 6.73 | 4.71 | 1.03      | 2.18       |
| 1998  | 4.25 | 94   | 53   | 41   | .564 | 847.1   | 786   | 437   | 400   | 290  | 676   | 12  | 6   | 30  | 3.08 | 7.18 | 4.65 | 1.05      | 2.33       |
| 1999  | 4.82 | 94   | 46   | 48   | .489 | 843.2   | 820   | 470   | 452   | 310  | 699   | 23  | 7   | 15  | 3.31 | 7.46 | 5.00 | .99       | 2.25       |
| 2000  | 5.49 | 94   | 57   | 37   | .606 | 846.1   | 897   | 553   | 516   | 438  | 715   | 22  | 1   | 21  | 4.66 | 7.60 | 5.88 | .93       | 1.63       |
| 2001  | 4.09 | 94   | 61   | 33   | .649 | 846.1   | 756   | 412   | 385   | 307  | 656   | 15  | 7   | 26  | 3.26 | 6.98 | 4.38 | 1.17      | 2.14       |
| 2002  | 4.44 | 94   | 45   | 49   | .479 | 836.1   | 798   | 461   | 413   | 288  | 672   | 24  | 4   | 16  | 3.10 | 7.23 | 4.90 | 1.02      | 2.33       |
| 2003  | 4.68 | 94   | 46   | 48   | .489 | 844.1   | 870   | 480   | 439   | 283  | 683   | 11  | 5   | 22  | 3.02 | 7.28 | 5.11 | .90       | 2.41       |
| 2004  | 4.84 | 94   | 46   | 48   | .489 | 849.0   | 939   | 480   | 457   | 263  | 564   | 19  | 3   | 21  | 2.79 | 5.98 | 5.11 | .92       | 2.14       |
| 2005  | 4.83 | 94   | 47   | 47   | .500 | 843.0   | 835   | 475   | 452   | 297  | 660   | 16  | 3   | 16  | 3.17 | 7.05 | 5.05 | .98       | 2.22       |
| 2006  | 3.66 | 94   | 55   | 39   | .585 | 853.2   | 740   | 382   | 347   | 242  | 696   | 23  | 2   | 23  | 2.55 | 7.34 | 4.06 | 1.13      | 2.88       |
| 2007  | 5.20 | 94   | 46   | 48   | .489 | 842.1   | 927   | 523   | 487   | 300  | 712   | 20  | 4   | 24  | 3.21 | 7.61 | 5.56 | .88       | 2.37       |
| 2008  | 3.33 | 94   | 52   | 42   | .553 | 851.0   | 629   | 336   | 315   | 277  | 804   | 26  | 9   | 19  | 2.93 | 8.50 | 3.57 | 1.27      | 2.90       |
| 2009  | 3.54 | 94   | 59   | 35   | .628 | 852.1   | 701   | 359   | 335   | 252  | 774   | 24  | 12  | 14  | 2.66 | 8.17 | 3.82 | 1.19      | 3.07       |
| 2010  | 4.09 | 94   | 51   | 43   | .543 | 839.1   | 751   | 406   | 381   | 260  | 823   | 7   | 2   | 26  | 2.79 | 8.82 | 4.32 | 1.04      | 3.17       |
| 2011  | 4.87 | 94   | 44   | 50   | .468 | 824.2   | 801   | 474   | 446   | 288  | 696   | 14  | 8   | 22  | 3.14 | 7.60 | 5.04 | .81       | 2.42       |
| 2012  | 4.04 | 94   | 46   | 48   | .489 | 836.1   | 752   | 404   | 375   | 279  | 733   | 6   | 4   | 22  | 3.00 | 7.89 | 4.30 | .94       | 2.63       |
| 2013  | 4.07 | 94   | 56   | 38   | .596 | 845.1   | 734   | 399   | 382   | 266  | 728   | 10  | 7   | 28  | 2.83 | 7.75 | 4.24 | 1.00      | 2.74       |
| 2014  | 4.05 | 94   | 51   | 43   | .543 | 845.2   | 783   | 410   | 381   | 248  | 756   | 6   | 4   | 26  | 2.64 | 8.05 | 4.36 | .97       | 3.05       |
| 2015  | 3.75 | 94   | 54   | 40   | .574 | 854.2   | 732   | 371   | 356   | 223  | 773   | 11  | 7   | 27  | 2.35 | 8.14 | 3.95 | .98       | 3.47       |
| 2016  | 3.07 | 94   | 55   | 39   | .585 | 861.2   | 656   | 313   | 294   | 211  | 908   | 14  | 8   | 23  | 2.20 | 9.48 | 3.33 | 1.20      | 4.30       |
| 2017  | 4.17 | 94   | 60   | 34   | .638 | 849.0   | 683   | 406   | 393   | 287  | 878   | 3   | 3   | 30  | 3.04 | 9.31 | 4.32 | 1.04      | 3.06       |
| TOTAL | 4.01 | 3126 | 1779 | 1347 | .569 | 28163.0 | 25318 | 13680 | 12544 | 9151 | 22858 | 665 | 197 | 715 | 2.92 | 7.30 | 4.38 | 1.04      | 2.50       |

LOS ANGELES DODGERS - CAREER HITTING TOTALS

| YEAR  | AVG  | GM   | AB     | R     | H     | RBI   | 2B   | 3B  | HR   | BB   | SO    | SB   | DP   | TB    | SLG  | OBA  | R/GM | rel. R/GM | run margin |
|-------|------|------|--------|-------|-------|-------|------|-----|------|------|-------|------|------|-------|------|------|------|-----------|------------|
| 1984  | .257 | 84   | 3011   | 420   | 773   | 411   | 150  | 31  | 107  | 181  | 528   | 108  | 57   | 1306  | .434 | .299 | 5.00 | 1.08      | 118        |
| 1985  | .238 | 84   | 2859   | 338   | 680   | 320   | 115  | 24  | 80   | 253  | 502   | 46   | 69   | 1083  | .379 | .300 | 4.02 | .91       | -97        |
| 1986  | .218 | 88   | 2961   | 351   | 645   | 325   | 129  | 22  | 75   | 262  | 535   | 130  | 56   | 1043  | .352 | .281 | 3.99 | .92       | 1          |
| 1987  | .230 | 88   | 3037   | 398   | 700   | 377   | 154  | 14  | 89   | 282  | 642   | 82   | 71   | 1149  | .378 | .296 | 4.52 | 1.01      | -15        |
| 1988  | .283 | 88   | 3147   | 510   | 890   | 495   | 155  | 22  | 128  | 286  | 585   | 143  | 79   | 1473  | .468 | .343 | 5.80 | 1.11      | 39         |
| 1989  | .231 | 88   | 3033   | 390   | 700   | 377   | 152  | 38  | 87   | 217  | 562   | 63   | 51   | 1189  | .392 | .282 | 4.43 | 1.17      | 124        |
| 1990  | .238 | 88   | 3117   | 432   | 743   | 418   | 147  | 23  | 111  | 308  | 574   | 103  | 46   | 1269  | .407 | .307 | 4.91 | 1.13      | 85         |
| 1991  | .233 | 90   | 3155   | 403   | 735   | 391   | 126  | 16  | 108  | 249  | 595   | 128  | 54   | 1217  | .386 | .289 | 4.48 | 1.02      | 16         |
| 1992  | .234 | 90   | 3118   | 401   | 729   | 387   | 144  | 25  | 99   | 230  | 571   | 86   | 61   | 1220  | .391 | .286 | 4.46 | 1.09      | 45         |
| 1993  | .230 | 90   | 3100   | 391   | 714   | 368   | 148  | 31  | 72   | 299  | 584   | 100  | 80   | 1140  | .368 | .298 | 4.34 | 1.10      | 39         |
| 1994  | .263 | 90   | 3084   | 459   | 812   | 434   | 155  | 37  | 86   | 297  | 525   | 80   | 81   | 1299  | .421 | .328 | 5.10 | 1.11      | 155        |
| 1995  | .246 | 90   | 3137   | 486   | 773   | 466   | 152  | 32  | 123  | 298  | 590   | 89   | 54   | 1358  | .433 | .312 | 5.40 | 1.07      | 68         |
| 1996  | .265 | 94   | 3337   | 539   | 884   | 512   | 182  | 25  | 116  | 321  | 664   | 106  | 74   | 1464  | .439 | .329 | 5.73 | 1.19      | 214        |
| 1997  | .267 | 94   | 3230   | 493   | 863   | 465   | 149  | 14  | 106  | 307  | 635   | 114  | 72   | 1358  | .420 | .331 | 5.24 | 1.08      | 93         |
| 1998  | .269 | 94   | 3301   | 540   | 887   | 512   | 170  | 33  | 124  | 322  | 654   | 146  | 73   | 1495  | .453 | .334 | 5.74 | 1.18      | 74         |
| 1999  | .249 | 94   | 3285   | 438   | 819   | 411   | 169  | 29  | 85   | 312  | 633   | 121  | 66   | 1301  | .396 | .314 | 4.66 | .94       | -56        |
| 2000  | .265 | 94   | 3283   | 521   | 870   | 503   | 187  | 17  | 122  | 335  | 626   | 73   | 75   | 1457  | .444 | .333 | 5.54 | 1.01      | 54         |
| 2001  | .247 | 94   | 3201   | 463   | 791   | 444   | 186  | 20  | 101  | 330  | 585   | 86   | 71   | 1320  | .412 | .317 | 4.93 | .96       | -116       |
| 2002  | .253 | 94   | 3228   | 499   | 816   | 476   | 168  | 22  | 122  | 355  | 651   | 67   | 81   | 1394  | .432 | .327 | 5.31 | 1.06      | 46         |
| 2003  | .235 | 94   | 3194   | 471   | 751   | 459   | 165  | 39  | 114  | 357  | 728   | 79   | 65   | 1336  | .418 | .312 | 5.01 | 1.09      | 81         |
| 2004  | .261 | 94   | 3309   | 496   | 865   | 480   | 174  | 26  | 140  | 302  | 602   | 65   | 74   | 1511  | .457 | .323 | 5.28 | 1.12      | 27         |
| 2005  | .254 | 94   | 3316   | 513   | 841   | 497   | 180  | 16  | 129  | 323  | 606   | 92   | 56   | 1440  | .434 | .320 | 5.46 | 1.11      | 123        |
| 2006  | .237 | 94   | 3246   | 388   | 768   | 374   | 131  | 19  | 87   | 261  | 670   | 68   | 57   | 1198  | .369 | .293 | 4.13 | .90       | 25         |
| 2007  | .264 | 94   | 3386   | 489   | 894   | 463   | 158  | 29  | 135  | 291  | 660   | 61   | 85   | 1515  | .447 | .322 | 5.20 | 1.06      | 9          |
| 2008  | .235 | 94   | 3156   | 446   | 743   | 427   | 171  | 32  | 108  | 373  | 702   | 34   | 60   | 1302  | .413 | .316 | 4.74 | 1.05      | -2         |
| 2009  | .228 | 94   | 3166   | 395   | 722   | 378   | 190  | 9   | 104  | 294  | 785   | 52   | 55   | 1242  | .392 | .294 | 4.20 | .92       | -121       |
| 2010  | .230 | 94   | 3178   | 380   | 730   | 364   | 161  | 35  | 81   | 293  | 721   | 72   | 68   | 1204  | .379 | .295 | 4.04 | .90       | -21        |
| 2011  | .236 | 94   | 3179   | 390   | 750   | 372   | 174  | 21  | 105  | 293  | 778   | 38   | 66   | 1281  | .403 | .300 | 4.15 | 1.01      | 88         |
| 2012  | .205 | 94   | 3107   | 280   | 638   | 263   | 136  | 21  | 64   | 224  | 697   | 49   | 52   | 1008  | .324 | .259 | 2.98 | .74       | -73        |
| 2013  | .248 | 94   | 3291   | 399   | 817   | 373   | 142  | 32  | 84   | 268  | 748   | 101  | 46   | 1275  | .387 | .305 | 4.24 | 1.00      | 56         |
| 2014  | .243 | 94   | 3184   | 413   | 774   | 392   | 156  | 14  | 80   | 263  | 738   | 59   | 67   | 1198  | .376 | .301 | 4.39 | 1.02      | 79         |
| 2015  | .219 | 94   | 3248   | 343   | 711   | 332   | 183  | 15  | 74   | 208  | 846   | 59   | 42   | 1146  | .353 | .266 | 3.65 | .94       | -37        |
| 2016  | .221 | 94   | 3234   | 372   | 715   | 356   | 196  | 17  | 94   | 243  | 866   | 58   | 57   | 1227  | .379 | .276 | 3.96 | .99       | 11         |
| 2017  | .229 | 94   | 3147   | 358   | 720   | 345   | 181  | 12  | 99   | 258  | 803   | 36   | 52   | 1222  | .388 | .287 | 3.81 | .85       | -98        |
| TOTAL | .243 | 3126 | 107965 | 14605 | 26263 | 13967 | 5436 | 812 | 3439 | 9695 | 22191 | 2794 | 2173 | 43640 | .404 | .306 | 4.67 | 1.02      | ####       |

## LOS ANGELES DODGERS - CAREER PITCHING TOTALS

| YEAR  | ERA  | GM   | W    | L    | PCT  | IP      | H     | R     | ER    | BB   | SO    | CG  | SHO | SV  | BBA  | SOA  | R/GM | rel. R/GM | K/BB ratio |
|-------|------|------|------|------|------|---------|-------|-------|-------|------|-------|-----|-----|-----|------|------|------|-----------|------------|
| 1984  | 3.09 | 84   | 56   | 28   | .667 | 771.0   | 612   | 302   | 265   | 271  | 475   | 34  | 5   | 20  | 3.16 | 5.54 | 3.60 | 1.29      | 1.75       |
| 1985  | 4.73 | 84   | 35   | 49   | .417 | 744.2   | 802   | 435   | 391   | 242  | 491   | 13  | 3   | 13  | 2.92 | 5.93 | 5.18 | .86       | 2.03       |
| 1986  | 3.41 | 88   | 42   | 46   | .477 | 790.2   | 647   | 350   | 300   | 274  | 554   | 14  | 4   | 21  | 3.12 | 6.31 | 3.98 | 1.09      | 2.02       |
| 1987  | 4.11 | 88   | 41   | 47   | .466 | 783.2   | 752   | 413   | 358   | 299  | 593   | 14  | 4   | 22  | 3.43 | 6.81 | 4.69 | .96       | 1.98       |
| 1988  | 4.55 | 88   | 51   | 37   | .580 | 787.1   | 811   | 471   | 398   | 267  | 631   | 16  | 6   | 22  | 3.05 | 7.21 | 5.35 | .97       | 2.36       |
| 1989  | 2.67 | 88   | 53   | 35   | .602 | 799.2   | 551   | 266   | 237   | 223  | 579   | 25  | 5   | 25  | 2.51 | 6.52 | 3.02 | 1.25      | 2.60       |
| 1990  | 3.24 | 88   | 55   | 33   | .625 | 811.1   | 640   | 347   | 292   | 270  | 596   | 26  | 5   | 20  | 3.00 | 6.61 | 3.94 | 1.09      | 2.21       |
| 1991  | 3.90 | 90   | 46   | 44   | .511 | 826.1   | 731   | 387   | 358   | 272  | 520   | 16  | 4   | 17  | 2.96 | 5.66 | 4.30 | 1.01      | 1.91       |
| 1992  | 3.62 | 90   | 50   | 40   | .556 | 817.2   | 734   | 356   | 329   | 240  | 526   | 26  | 6   | 21  | 2.64 | 5.79 | 3.96 | 1.04      | 2.19       |
| 1993  | 3.33 | 90   | 51   | 39   | .567 | 824.0   | 671   | 352   | 305   | 284  | 589   | 19  | 6   | 27  | 3.10 | 6.43 | 3.91 | 1.01      | 2.07       |
| 1994  | 3.25 | 90   | 59   | 31   | .656 | 794.1   | 596   | 304   | 287   | 307  | 595   | 22  | 9   | 17  | 3.48 | 6.74 | 3.38 | 1.36      | 1.94       |
| 1995  | 4.24 | 90   | 47   | 43   | .522 | 807.1   | 743   | 418   | 380   | 264  | 614   | 17  | 2   | 24  | 2.94 | 6.84 | 4.64 | 1.09      | 2.33       |
| 1996  | 3.11 | 94   | 64   | 30   | .681 | 847.1   | 638   | 325   | 293   | 277  | 743   | 30  | 8   | 22  | 2.94 | 7.89 | 3.46 | 1.39      | 2.68       |
| 1997  | 3.99 | 94   | 58   | 36   | .617 | 837.1   | 736   | 400   | 371   | 312  | 728   | 17  | 4   | 30  | 3.35 | 7.82 | 4.26 | 1.14      | 2.33       |
| 1998  | 4.64 | 94   | 49   | 45   | .521 | 838.2   | 756   | 466   | 432   | 370  | 753   | 13  | 3   | 21  | 3.97 | 8.08 | 4.96 | .98       | 2.04       |
| 1999  | 4.85 | 94   | 46   | 48   | .489 | 853.1   | 845   | 494   | 460   | 343  | 722   | 13  | 5   | 24  | 3.62 | 7.61 | 5.26 | .95       | 2.10       |
| 2000  | 4.72 | 94   | 53   | 41   | .564 | 838.1   | 808   | 467   | 440   | 337  | 753   | 22  | 5   | 23  | 3.62 | 8.08 | 4.97 | 1.11      | 2.23       |
| 2001  | 5.69 | 94   | 39   | 55   | .415 | 829.0   | 922   | 579   | 524   | 335  | 615   | 9   | 2   | 17  | 3.64 | 6.68 | 6.16 | .84       | 1.84       |
| 2002  | 4.41 | 94   | 50   | 44   | .532 | 844.2   | 792   | 453   | 414   | 291  | 708   | 21  | 5   | 22  | 3.10 | 7.54 | 4.82 | 1.03      | 2.43       |
| 2003  | 3.77 | 94   | 50   | 44   | .532 | 846.0   | 690   | 390   | 354   | 265  | 702   | 18  | 5   | 25  | 2.82 | 7.47 | 4.15 | 1.11      | 2.65       |
| 2004  | 4.39 | 94   | 51   | 43   | .543 | 849.0   | 828   | 469   | 414   | 306  | 615   | 15  | 3   | 22  | 3.24 | 6.52 | 4.99 | .94       | 2.01       |
| 2005  | 3.87 | 94   | 56   | 38   | .596 | 860.1   | 710   | 390   | 370   | 286  | 697   | 24  | 6   | 22  | 2.99 | 7.29 | 4.15 | 1.19      | 2.44       |
| 2006  | 3.67 | 94   | 49   | 45   | .521 | 857.1   | 710   | 363   | 350   | 263  | 650   | 14  | 4   | 21  | 2.76 | 6.82 | 3.86 | 1.19      | 2.47       |
| 2007  | 4.81 | 94   | 42   | 52   | .447 | 853.2   | 835   | 480   | 456   | 266  | 629   | 19  | 5   | 9   | 2.80 | 6.63 | 5.11 | .96       | 2.36       |
| 2008  | 4.47 | 94   | 43   | 51   | .457 | 829.0   | 769   | 448   | 412   | 283  | 650   | 23  | 6   | 19  | 3.07 | 7.06 | 4.77 | .95       | 2.30       |
| 2009  | 4.82 | 94   | 35   | 59   | .372 | 829.2   | 883   | 516   | 444   | 284  | 711   | 20  | 6   | 10  | 3.08 | 7.71 | 5.49 | .83       | 2.50       |
| 2010  | 3.87 | 94   | 48   | 46   | .511 | 846.1   | 749   | 401   | 364   | 248  | 753   | 19  | 11  | 20  | 2.64 | 8.01 | 4.27 | 1.06      | 3.04       |
| 2011  | 3.05 | 94   | 54   | 40   | .574 | 852.2   | 613   | 302   | 289   | 210  | 731   | 17  | 7   | 23  | 2.22 | 7.72 | 3.21 | 1.27      | 3.48       |
| 2012  | 3.63 | 94   | 37   | 57   | .394 | 839.0   | 662   | 353   | 338   | 237  | 783   | 17  | 10  | 15  | 2.54 | 8.40 | 3.76 | 1.08      | 3.30       |
| 2013  | 3.39 | 94   | 47   | 47   | .500 | 854.0   | 651   | 343   | 322   | 241  | 823   | 12  | 6   | 24  | 2.54 | 8.67 | 3.65 | 1.17      | 3.41       |
| 2014  | 3.28 | 94   | 55   | 39   | .585 | 844.1   | 631   | 334   | 308   | 240  | 733   | 18  | 9   | 17  | 2.56 | 7.81 | 3.55 | 1.20      | 3.05       |
| 2015  | 3.61 | 94   | 41   | 53   | .436 | 862.0   | 691   | 380   | 346   | 207  | 810   | 11  | 3   | 25  | 2.16 | 8.46 | 4.04 | .96       | 3.91       |
| 2016  | 3.52 | 94   | 42   | 52   | .447 | 858.1   | 648   | 361   | 336   | 240  | 856   | 11  | 4   | 16  | 2.52 | 8.98 | 3.84 | 1.04      | 3.57       |
| 2017  | 4.43 | 94   | 40   | 54   | .426 | 831.2   | 802   | 456   | 409   | 239  | 845   | 7   | 4   | 19  | 2.59 | 9.14 | 4.85 | .92       | 3.54       |
| TOTAL | 3.95 | 3126 | 1635 | 1491 | .523 | 28160.0 | 24659 | 13571 | 12346 | 9293 | 22773 | 612 | 180 | 695 | 2.97 | 7.28 | 4.34 | 1.05      | 2.45       |

## MILWAUKEE BREWERS / HOUSTON ASTROS - CAREER HITTING TOTALS

| YEAR  | AVG  | GM   | AB    | R     | H     | RBI   | 2B   | 3B  | HR   | BB   | SO    | SB   | DP   | TB    | SLG  | OBA  | R/GM | rel. R/GM | run margin |
|-------|------|------|-------|-------|-------|-------|------|-----|------|------|-------|------|------|-------|------|------|------|-----------|------------|
| 1984  |      |      |       |       |       |       |      |     |      |      |       |      |      |       |      |      |      |           | 0          |
| 1985  |      |      |       |       |       |       |      |     |      |      |       |      |      |       |      |      |      |           | 0          |
| 1986  |      |      |       |       |       |       |      |     |      |      |       |      |      |       |      |      |      |           | 0          |
| 1987  |      |      |       |       |       |       |      |     |      |      |       |      |      |       |      |      |      |           | 0          |
| 1988  |      |      |       |       |       |       |      |     |      |      |       |      |      |       |      |      |      |           | 0          |
| 1989  |      |      |       |       |       |       |      |     |      |      |       |      |      |       |      |      |      |           | 0          |
| 1990  |      |      |       |       |       |       |      |     |      |      |       |      |      |       |      |      |      |           | 0          |
| 1991  | .214 | 90   | 3018  | 338   | 645   | 335   | 157  | 14  | 84   | 243  | 622   | 55   | 51   | 1082  | .359 | .272 | 3.76 | .86       | -130       |
| 1992  | .216 | 90   | 2973  | 310   | 642   | 298   | 139  | 24  | 75   | 234  | 634   | 87   | 65   | 1054  | .355 | .273 | 3.44 | .84       | -127       |
| 1993  | .225 | 90   | 3030  | 297   | 681   | 286   | 166  | 16  | 69   | 184  | 599   | 84   | 59   | 1086  | .358 | .269 | 3.30 | .83       | -32        |
| 1994  | .228 | 90   | 3074  | 366   | 701   | 348   | 125  | 13  | 76   | 315  | 588   | 98   | 60   | 1080  | .351 | .300 | 4.07 | .89       | -19        |
| 1995  | .253 | 90   | 3140  | 484   | 793   | 464   | 192  | 8   | 125  | 313  | 639   | 66   | 70   | 1376  | .438 | .320 | 5.38 | 1.07      | 106        |
| 1996  | .258 | 94   | 3195  | 489   | 825   | 473   | 153  | 17  | 124  | 310  | 609   | 93   | 50   | 1384  | .433 | .324 | 5.20 | 1.08      | 125        |
| 1997  | .253 | 94   | 3105  | 431   | 785   | 410   | 155  | 18  | 109  | 297  | 599   | 81   | 63   | 1303  | .420 | .318 | 4.59 | .94       | 57         |
| 1998  | .254 | 94   | 3301  | 480   | 839   | 469   | 176  | 28  | 120  | 289  | 649   | 76   | 59   | 1431  | .434 | .314 | 5.11 | 1.05      | 52         |
| 1999  | .255 | 94   | 3224  | 454   | 822   | 436   | 140  | 15  | 124  | 259  | 621   | 60   | 62   | 1364  | .423 | .310 | 4.83 | .97       | 41         |
| 2000  | .255 | 94   | 3274  | 490   | 835   | 467   | 159  | 23  | 122  | 323  | 575   | 65   | 65   | 1406  | .429 | .322 | 5.21 | .95       | 21         |
| 2001  | .256 | 94   | 3237  | 492   | 830   | 465   | 168  | 30  | 110  | 346  | 598   | 82   | 53   | 1388  | .429 | .328 | 5.23 | 1.02      | 13         |
| 2002  | .272 | 94   | 3326  | 564   | 905   | 546   | 204  | 18  | 162  | 314  | 640   | 70   | 53   | 1631  | .490 | .335 | 6.00 | 1.20      | 132        |
| 2003  | .279 | 94   | 3281  | 582   | 914   | 563   | 207  | 19  | 126  | 313  | 621   | 53   | 73   | 1537  | .468 | .341 | 6.19 | 1.35      | 195        |
| 2004  | .281 | 94   | 3318  | 554   | 932   | 538   | 204  | 14  | 129  | 275  | 575   | 32   | 62   | 1551  | .467 | .336 | 5.89 | 1.25      | 171        |
| 2005  | .275 | 94   | 3310  | 557   | 909   | 541   | 195  | 26  | 142  | 317  | 585   | 41   | 85   | 1582  | .478 | .338 | 5.93 | 1.20      | 62         |
| 2006  | .246 | 94   | 3234  | 445   | 797   | 428   | 185  | 11  | 120  | 260  | 554   | 64   | 53   | 1364  | .422 | .303 | 4.73 | 1.04      | 102        |
| 2007  | .247 | 94   | 3206  | 459   | 793   | 444   | 180  | 15  | 138  | 250  | 551   | 56   | 59   | 1417  | .442 | .302 | 4.88 | .99       | -21        |
| 2008  | .253 | 94   | 3261  | 507   | 826   | 500   | 171  | 16  | 150  | 289  | 608   | 98   | 64   | 1479  | .454 | .314 | 5.39 | 1.19      | 72         |
| 2009  | .242 | 94   | 3227  | 415   | 780   | 410   | 174  | 15  | 119  | 313  | 677   | 73   | 67   | 1341  | .416 | .309 | 4.41 | .97       | 6          |
| 2010  | .246 | 94   | 3205  | 453   | 787   | 450   | 165  | 29  | 108  | 375  | 689   | 76   | 53   | 1334  | .416 | .325 | 4.82 | 1.07      | -1         |
| 2011  | .230 | 94   | 3179  | 392   | 731   | 389   | 176  | 29  | 94   | 235  | 666   | 86   | 69   | 1247  | .392 | .283 | 4.17 | 1.02      | -30        |
| 2012  | .225 | 94   | 3119  | 396   | 702   | 395   | 161  | 16  | 131  | 254  | 678   | 56   | 61   | 1288  | .413 | .283 | 4.21 | 1.04      | -49        |
| 2013  | .212 | 94   | 3224  | 364   | 685   | 363   | 153  | 12  | 95   | 257  | 698   | 57   | 59   | 1147  | .356 | .271 | 3.87 | .91       | -74        |
| 2014  | .231 | 94   | 3227  | 347   | 745   | 335   | 181  | 13  | 82   | 206  | 723   | 32   | 65   | 1198  | .371 | .277 | 3.69 | .86       | -49        |
| 2015  | .213 | 94   | 3130  | 320   | 668   | 313   | 164  | 19  | 75   | 214  | 752   | 45   | 52   | 1095  | .350 | .264 | 3.40 | .88       | -104       |
| 2016  | .221 | 94   | 3158  | 357   | 697   | 350   | 160  | 29  | 77   | 241  | 735   | 67   | 63   | 1146  | .363 | .276 | 3.80 | .95       | -58        |
| 2017  | .229 | 94   | 3193  | 377   | 731   | 361   | 171  | 17  | 96   | 227  | 742   | 24   | 52   | 1224  | .383 | .280 | 4.01 | .90       | -142       |
| TOTAL | .244 | 2518 | 86169 | 11720 | 21000 | 11377 | 4581 | 504 | 2982 | 7453 | 17227 | 1777 | 1647 | 35535 | .412 | .304 | 4.65 | 1.02      | 319        |

## MILWAUKEE BREWERS / HOUSTON ASTROS - CAREER PITCHING TOTALS

| YEAR  | ERA  | GM   | W    | L    | PCT  | IP      | H     | R     | ER    | BB   | SO    | CG  | SHO | SV  | BBA  | SOA  | R/GM | R/GM | rel. K/BB ratio |  |
|-------|------|------|------|------|------|---------|-------|-------|-------|------|-------|-----|-----|-----|------|------|------|------|-----------------|--|
| 1984  |      |      |      |      |      |         |       |       |       |      |       |     |     |     |      |      |      |      |                 |  |
| 1985  |      |      |      |      |      |         |       |       |       |      |       |     |     |     |      |      |      |      |                 |  |
| 1986  |      |      |      |      |      |         |       |       |       |      |       |     |     |     |      |      |      |      |                 |  |
| 1987  |      |      |      |      |      |         |       |       |       |      |       |     |     |     |      |      |      |      |                 |  |
| 1988  |      |      |      |      |      |         |       |       |       |      |       |     |     |     |      |      |      |      |                 |  |
| 1989  |      |      |      |      |      |         |       |       |       |      |       |     |     |     |      |      |      |      |                 |  |
| 1990  |      |      |      |      |      |         |       |       |       |      |       |     |     |     |      |      |      |      |                 |  |
| 1991  | 4.86 | 90   | 30   | 60   | .333 | 798.0   | 835   | 468   | 431   | 335  | 489   | 20  | 4   | 6   | 3.78 | 5.52 | 5.20 | .84  | 1.46            |  |
| 1992  | 4.45 | 90   | 38   | 52   | .422 | 802.2   | 744   | 437   | 397   | 313  | 557   | 25  | 7   | 11  | 3.51 | 6.25 | 4.86 | .84  | 1.78            |  |
| 1993  | 3.17 | 90   | 46   | 44   | .511 | 817.1   | 659   | 329   | 288   | 262  | 582   | 16  | 7   | 24  | 2.88 | 6.41 | 3.66 | 1.08 | 2.22            |  |
| 1994  | 3.98 | 90   | 47   | 43   | .522 | 818.0   | 771   | 385   | 362   | 279  | 548   | 17  | 5   | 16  | 3.07 | 6.03 | 4.28 | 1.07 | 1.96            |  |
| 1995  | 3.77 | 90   | 47   | 43   | .522 | 813.2   | 697   | 378   | 341   | 259  | 540   | 19  | 8   | 12  | 2.86 | 5.97 | 4.20 | 1.20 | 2.08            |  |
| 1996  | 3.58 | 94   | 63   | 31   | .670 | 844.2   | 701   | 364   | 336   | 288  | 597   | 31  | 11  | 22  | 3.07 | 6.36 | 3.87 | 1.24 | 2.07            |  |
| 1997  | 3.83 | 94   | 50   | 44   | .532 | 829.2   | 749   | 374   | 353   | 261  | 553   | 17  | 9   | 24  | 2.83 | 6.00 | 3.98 | 1.22 | 2.12            |  |
| 1998  | 4.28 | 94   | 51   | 43   | .543 | 857.1   | 779   | 428   | 408   | 315  | 697   | 15  | 4   | 23  | 3.31 | 7.32 | 4.55 | 1.07 | 2.21            |  |
| 1999  | 4.23 | 94   | 50   | 44   | .532 | 836.0   | 769   | 413   | 393   | 326  | 751   | 20  | 6   | 14  | 3.51 | 8.08 | 4.39 | 1.13 | 2.30            |  |
| 2000  | 4.81 | 94   | 50   | 44   | .532 | 850.0   | 812   | 469   | 454   | 402  | 767   | 16  | 4   | 17  | 4.26 | 8.12 | 4.99 | 1.10 | 1.91            |  |
| 2001  | 4.85 | 94   | 49   | 45   | .521 | 837.1   | 866   | 479   | 451   | 404  | 623   | 17  | 4   | 17  | 4.34 | 6.70 | 5.10 | 1.01 | 1.54            |  |
| 2002  | 4.36 | 94   | 59   | 35   | .628 | 851.1   | 760   | 432   | 412   | 298  | 709   | 19  | 8   | 24  | 3.15 | 7.50 | 4.60 | 1.08 | 2.38            |  |
| 2003  | 3.76 | 94   | 58   | 36   | .617 | 838.1   | 717   | 387   | 350   | 249  | 642   | 27  | 5   | 11  | 2.67 | 6.89 | 4.12 | 1.12 | 2.58            |  |
| 2004  | 3.74 | 94   | 66   | 28   | .702 | 857.0   | 652   | 383   | 356   | 316  | 724   | 27  | 6   | 23  | 3.32 | 7.60 | 4.07 | 1.16 | 2.29            |  |
| 2005  | 4.96 | 94   | 54   | 40   | .574 | 842.2   | 814   | 495   | 464   | 312  | 717   | 13  | 2   | 26  | 3.33 | 7.66 | 5.27 | .94  | 2.30            |  |
| 2006  | 3.42 | 94   | 58   | 36   | .617 | 856.0   | 666   | 343   | 325   | 221  | 635   | 21  | 5   | 28  | 2.32 | 6.68 | 3.65 | 1.26 | 2.87            |  |
| 2007  | 4.92 | 94   | 43   | 51   | .457 | 828.0   | 838   | 480   | 453   | 211  | 559   | 17  | 1   | 22  | 2.29 | 6.08 | 5.11 | .96  | 2.65            |  |
| 2008  | 4.50 | 94   | 57   | 37   | .606 | 852.1   | 858   | 435   | 426   | 299  | 608   | 17  | 4   | 28  | 3.16 | 6.42 | 4.63 | .98  | 2.03            |  |
| 2009  | 4.24 | 94   | 44   | 50   | .468 | 843.1   | 766   | 409   | 397   | 256  | 683   | 18  | 2   | 20  | 2.73 | 7.29 | 4.35 | 1.05 | 2.67            |  |
| 2010  | 4.65 | 94   | 42   | 52   | .447 | 835.0   | 853   | 454   | 431   | 311  | 611   | 3   | 0   | 27  | 3.35 | 6.59 | 4.83 | .93  | 1.96            |  |
| 2011  | 4.22 | 94   | 48   | 46   | .511 | 851.2   | 826   | 422   | 399   | 294  | 651   | 6   | 4   | 30  | 3.11 | 6.88 | 4.49 | .91  | 2.21            |  |
| 2012  | 4.47 | 94   | 40   | 54   | .426 | 826.0   | 774   | 445   | 410   | 320  | 656   | 7   | 0   | 21  | 3.49 | 7.15 | 4.73 | .86  | 2.05            |  |
| 2013  | 4.32 | 94   | 43   | 51   | .457 | 863.2   | 821   | 438   | 415   | 296  | 670   | 7   | 2   | 25  | 3.08 | 6.98 | 4.66 | .91  | 2.26            |  |
| 2014  | 4.04 | 94   | 36   | 58   | .383 | 846.2   | 759   | 396   | 380   | 255  | 653   | 13  | 3   | 15  | 2.71 | 6.94 | 4.21 | 1.01 | 2.56            |  |
| 2015  | 4.14 | 94   | 39   | 55   | .415 | 841.0   | 807   | 424   | 387   | 258  | 688   | 11  | 3   | 21  | 2.76 | 7.36 | 4.51 | .86  | 2.67            |  |
| 2016  | 4.16 | 94   | 40   | 54   | .426 | 832.1   | 822   | 415   | 385   | 268  | 689   | 11  | 5   | 19  | 2.90 | 7.45 | 4.41 | .90  | 2.57            |  |
| 2017  | 5.07 | 94   | 33   | 61   | .351 | 844.2   | 904   | 519   | 476   | 320  | 660   | 3   | 2   | 18  | 3.41 | 7.03 | 5.52 | .81  | 2.06            |  |
| TOTAL | 4.25 | 2518 | 1281 | 1237 | .509 | 22614.2 | 21019 | 11401 | 10680 | 7928 | 17259 | 433 | 121 | 544 | 3.16 | 6.87 | 4.53 | .91  | 2.18            |  |



## NEW YORK METS - CAREER HITTING TOTALS

| YEAR  | AVG  | GM   | AB     | R     | H     | RBI   | 2B   | 3B  | HR   | BB   | SO    | SB   | DP   | TB    | SLG  | OBA  | R/GM | rel. R/GM | run margin |   |
|-------|------|------|--------|-------|-------|-------|------|-----|------|------|-------|------|------|-------|------|------|------|-----------|------------|---|
| 1984  |      |      |        |       |       |       |      |     |      |      |       |      |      |       |      |      |      |           |            | 0 |
| 1985  |      |      |        |       |       |       |      |     |      |      |       |      |      |       |      |      |      |           |            | 0 |
| 1986  | .236 | 88   | 3013   | 368   | 711   | 357   | 133  | 21  | 48   | 339  | 474   | 71   | 76   | 1030  | .342 | .313 | 4.18 | .96       | -142       |   |
| 1987  | .239 | 88   | 3004   | 377   | 719   | 366   | 151  | 26  | 55   | 296  | 588   | 99   | 68   | 1087  | .362 | .308 | 4.28 | .96       | -97        |   |
| 1988  | .246 | 88   | 3054   | 388   | 750   | 381   | 151  | 13  | 100  | 276  | 617   | 74   | 75   | 1227  | .402 | .308 | 4.41 | .85       | -125       |   |
| 1989  | .228 | 88   | 2990   | 359   | 683   | 350   | 129  | 22  | 74   | 267  | 553   | 59   | 64   | 1078  | .361 | .292 | 4.08 | 1.08      | 71         |   |
| 1990  | .247 | 88   | 2999   | 447   | 741   | 425   | 140  | 26  | 79   | 349  | 578   | 121  | 79   | 1170  | .390 | .326 | 5.08 | 1.17      | 57         |   |
| 1991  | .254 | 90   | 3165   | 447   | 804   | 427   | 178  | 28  | 63   | 316  | 421   | 83   | 75   | 1227  | .388 | .322 | 4.97 | 1.14      | 125        |   |
| 1992  | .247 | 90   | 3148   | 423   | 776   | 409   | 163  | 19  | 76   | 307  | 511   | 90   | 77   | 1205  | .383 | .313 | 4.70 | 1.14      | 109        |   |
| 1993  | .224 | 90   | 3061   | 377   | 687   | 358   | 151  | 17  | 57   | 277  | 527   | 98   | 52   | 1043  | .341 | .289 | 4.19 | 1.06      | 58         |   |
| 1994  | .265 | 90   | 3152   | 460   | 835   | 431   | 149  | 22  | 72   | 347  | 541   | 100  | 91   | 1244  | .395 | .338 | 5.11 | 1.11      | 114        |   |
| 1995  | .278 | 90   | 3247   | 550   | 904   | 522   | 186  | 31  | 65   | 351  | 599   | 127  | 78   | 1347  | .415 | .349 | 6.11 | 1.21      | 171        |   |
| 1996  | .249 | 94   | 3335   | 476   | 832   | 466   | 173  | 32  | 101  | 324  | 620   | 95   | 65   | 1372  | .411 | .316 | 5.06 | 1.05      | 63         |   |
| 1997  | .246 | 94   | 3201   | 523   | 789   | 496   | 171  | 16  | 113  | 389  | 660   | 92   | 50   | 1331  | .416 | .328 | 5.56 | 1.14      | 117        |   |
| 1998  | .244 | 94   | 3299   | 448   | 805   | 422   | 155  | 15  | 109  | 288  | 742   | 91   | 57   | 1317  | .399 | .305 | 4.77 | .98       | 22         |   |
| 1999  | .239 | 94   | 3247   | 426   | 776   | 402   | 181  | 20  | 110  | 265  | 658   | 64   | 29   | 1327  | .409 | .296 | 4.53 | .91       | -17        |   |
| 2000  | .255 | 94   | 3239   | 458   | 826   | 442   | 160  | 31  | 102  | 306  | 616   | 68   | 60   | 1354  | .418 | .319 | 4.87 | .89       | -56        |   |
| 2001  | .239 | 94   | 3239   | 432   | 774   | 415   | 179  | 14  | 113  | 317  | 705   | 55   | 59   | 1320  | .408 | .307 | 4.60 | .89       | -124       |   |
| 2002  | .245 | 94   | 3262   | 453   | 800   | 425   | 185  | 17  | 116  | 276  | 610   | 36   | 64   | 1367  | .419 | .304 | 4.82 | .97       | -44        |   |
| 2003  | .252 | 94   | 3249   | 430   | 819   | 424   | 188  | 18  | 110  | 255  | 687   | 33   | 61   | 1373  | .423 | .307 | 4.57 | 1.00      | 53         |   |
| 2004  | .224 | 94   | 3217   | 389   | 719   | 376   | 163  | 17  | 83   | 271  | 629   | 42   | 66   | 1165  | .362 | .284 | 4.14 | .88       | -105       |   |
| 2005  | .244 | 94   | 3248   | 459   | 794   | 445   | 152  | 20  | 119  | 332  | 658   | 33   | 53   | 1343  | .413 | .315 | 4.88 | .99       | 31         |   |
| 2006  | .239 | 94   | 3208   | 381   | 768   | 367   | 167  | 12  | 90   | 276  | 565   | 42   | 51   | 1229  | .383 | .300 | 4.05 | .89       | -95        |   |
| 2007  | .223 | 94   | 3164   | 417   | 705   | 411   | 169  | 19  | 123  | 272  | 641   | 24   | 57   | 1281  | .405 | .284 | 4.44 | .90       | -100       |   |
| 2008  | .245 | 94   | 3314   | 406   | 812   | 387   | 163  | 10  | 66   | 325  | 546   | 119  | 53   | 1193  | .360 | .312 | 4.32 | .95       | -127       |   |
| 2009  | .245 | 94   | 3178   | 412   | 778   | 391   | 189  | 18  | 86   | 302  | 655   | 83   | 48   | 1261  | .397 | .310 | 4.38 | .96       | -14        |   |
| 2010  | .245 | 94   | 3195   | 439   | 783   | 420   | 178  | 13  | 113  | 258  | 571   | 63   | 54   | 1326  | .415 | .301 | 4.67 | 1.03      | 17         |   |
| 2011  | .199 | 94   | 3019   | 258   | 602   | 245   | 157  | 15  | 64   | 192  | 658   | 23   | 58   | 981   | .325 | .247 | 2.74 | .67       | -229       |   |
| 2012  | .222 | 94   | 3169   | 354   | 705   | 336   | 153  | 11  | 90   | 266  | 707   | 23   | 51   | 1150  | .363 | .283 | 3.77 | .93       | -74        |   |
| 2013  | .217 | 94   | 3163   | 319   | 687   | 308   | 167  | 18  | 92   | 257  | 727   | 32   | 53   | 1166  | .369 | .276 | 3.39 | .80       | -88        |   |
| 2014  | .244 | 94   | 3234   | 394   | 790   | 378   | 173  | 16  | 133  | 258  | 705   | 29   | 58   | 1394  | .431 | .300 | 4.19 | .98       | 5          |   |
| 2015  | .231 | 94   | 3177   | 385   | 735   | 368   | 169  | 22  | 78   | 246  | 751   | 78   | 58   | 1182  | .372 | .287 | 4.10 | 1.06      | 14         |   |
| 2016  | .220 | 94   | 3176   | 384   | 698   | 360   | 185  | 33  | 100  | 213  | 702   | 49   | 40   | 1249  | .393 | .269 | 4.09 | 1.02      | -18        |   |
| 2017  | .258 | 94   | 3256   | 455   | 839   | 426   | 178  | 20  | 126  | 244  | 719   | 46   | 32   | 1435  | .441 | .309 | 4.84 | 1.08      | 137        |   |
| TOTAL | .241 | 2958 | 101622 | 13294 | 24446 | 12736 | 5286 | 632 | 2926 | 9257 | 19941 | 2142 | 1912 | 39774 | .391 | .304 | 4.49 | .98       | -291       |   |

NEW YORK METS - CAREER PITCHING TOTALS

| YEAR  | ERA  | GM   | W    | L    | PCT  | IP      | H     | R     | ER    | BB   | SO    | CG  | SHO | SV  | BBA  | SOA  | R/GM | R/GM | rel. R/GM | K/BB ratio |  |
|-------|------|------|------|------|------|---------|-------|-------|-------|------|-------|-----|-----|-----|------|------|------|------|-----------|------------|--|
| 1984  |      |      |      |      |      |         |       |       |       |      |       |     |     |     |      |      |      |      |           |            |  |
| 1985  |      |      |      |      |      |         |       |       |       |      |       |     |     |     |      |      |      |      |           |            |  |
| 1986  | 5.32 | 88   | 32   | 56   | .364 | 787.1   | 952   | 510   | 465   | 287  | 532   | 14  | 4   | 12  | 3.28 | 6.08 | 5.80 | .75  | 1.85      |            |  |
| 1987  | 4.75 | 88   | 36   | 52   | .409 | 784.2   | 864   | 474   | 414   | 311  | 534   | 13  | 2   | 14  | 3.57 | 6.12 | 5.39 | .84  | 1.72      |            |  |
| 1988  | 5.36 | 88   | 29   | 59   | .330 | 782.0   | 865   | 513   | 466   | 310  | 548   | 13  | 3   | 9   | 3.57 | 6.31 | 5.83 | .89  | 1.77      |            |  |
| 1989  | 2.87 | 88   | 51   | 37   | .580 | 793.2   | 586   | 288   | 253   | 221  | 529   | 25  | 8   | 22  | 2.51 | 6.00 | 3.27 | 1.16 | 2.39      |            |  |
| 1990  | 4.03 | 88   | 56   | 32   | .636 | 801.1   | 690   | 390   | 359   | 299  | 632   | 18  | 4   | 26  | 3.36 | 7.10 | 4.43 | .97  | 2.11      |            |  |
| 1991  | 3.25 | 90   | 53   | 37   | .589 | 824.1   | 638   | 322   | 298   | 219  | 567   | 26  | 7   | 20  | 2.39 | 6.19 | 3.58 | 1.22 | 2.59      |            |  |
| 1992  | 2.93 | 90   | 58   | 32   | .644 | 826.2   | 622   | 314   | 269   | 188  | 512   | 36  | 16  | 16  | 2.05 | 5.57 | 3.49 | 1.18 | 2.72      |            |  |
| 1993  | 3.25 | 90   | 52   | 38   | .578 | 814.1   | 676   | 319   | 294   | 215  | 550   | 28  | 12  | 20  | 2.38 | 6.08 | 3.54 | 1.11 | 2.56      |            |  |
| 1994  | 3.50 | 90   | 51   | 39   | .567 | 802.0   | 711   | 346   | 312   | 214  | 582   | 31  | 8   | 11  | 2.40 | 6.53 | 3.84 | 1.19 | 2.72      |            |  |
| 1995  | 3.88 | 90   | 61   | 29   | .678 | 816.0   | 698   | 379   | 352   | 221  | 640   | 36  | 4   | 17  | 2.44 | 7.06 | 4.21 | 1.20 | 2.90      |            |  |
| 1996  | 3.96 | 94   | 50   | 44   | .532 | 851.1   | 748   | 413   | 375   | 263  | 665   | 31  | 6   | 11  | 2.78 | 7.03 | 4.39 | 1.09 | 2.53      |            |  |
| 1997  | 4.01 | 94   | 56   | 38   | .596 | 837.0   | 778   | 406   | 373   | 209  | 625   | 26  | 8   | 19  | 2.25 | 6.72 | 4.32 | 1.13 | 2.99      |            |  |
| 1998  | 4.26 | 94   | 46   | 48   | .489 | 849.1   | 770   | 426   | 402   | 272  | 671   | 34  | 2   | 11  | 2.88 | 7.11 | 4.53 | 1.08 | 2.47      |            |  |
| 1999  | 4.54 | 94   | 45   | 49   | .479 | 852.0   | 764   | 443   | 430   | 249  | 632   | 29  | 7   | 13  | 2.63 | 6.68 | 4.71 | 1.06 | 2.54      |            |  |
| 2000  | 5.10 | 94   | 37   | 57   | .394 | 840.1   | 917   | 514   | 476   | 316  | 554   | 9   | 3   | 18  | 3.38 | 5.93 | 5.47 | 1.00 | 1.75      |            |  |
| 2001  | 5.86 | 94   | 36   | 58   | .383 | 833.2   | 885   | 556   | 543   | 392  | 534   | 15  | 4   | 16  | 4.23 | 5.76 | 5.91 | .87  | 1.36      |            |  |
| 2002  | 5.09 | 94   | 42   | 52   | .447 | 845.2   | 805   | 497   | 478   | 346  | 691   | 19  | 7   | 16  | 3.68 | 7.35 | 5.29 | .94  | 2.00      |            |  |
| 2003  | 3.86 | 94   | 49   | 45   | .521 | 846.2   | 728   | 377   | 363   | 206  | 657   | 19  | 2   | 20  | 2.19 | 6.98 | 4.01 | 1.15 | 3.19      |            |  |
| 2004  | 5.03 | 94   | 37   | 57   | .394 | 853.0   | 908   | 494   | 477   | 277  | 573   | 11  | 5   | 22  | 2.92 | 6.05 | 5.26 | .90  | 2.07      |            |  |
| 2005  | 4.12 | 94   | 46   | 48   | .489 | 854.0   | 755   | 428   | 391   | 231  | 655   | 20  | 7   | 12  | 2.43 | 6.90 | 4.55 | 1.08 | 2.84      |            |  |
| 2006  | 4.86 | 94   | 37   | 57   | .394 | 838.1   | 811   | 476   | 453   | 269  | 616   | 18  | 4   | 12  | 2.89 | 6.61 | 5.06 | .91  | 2.29      |            |  |
| 2007  | 5.35 | 94   | 46   | 48   | .489 | 847.1   | 902   | 517   | 504   | 286  | 573   | 13  | 5   | 16  | 3.04 | 6.09 | 5.50 | .89  | 2.00      |            |  |
| 2008  | 5.22 | 94   | 37   | 57   | .394 | 861.2   | 903   | 533   | 500   | 321  | 689   | 8   | 3   | 16  | 3.35 | 7.20 | 5.67 | .80  | 2.15      |            |  |
| 2009  | 4.45 | 94   | 44   | 50   | .468 | 836.0   | 793   | 426   | 413   | 291  | 653   | 7   | 4   | 28  | 3.13 | 7.03 | 4.53 | 1.01 | 2.24      |            |  |
| 2010  | 4.22 | 94   | 49   | 45   | .521 | 842.2   | 757   | 422   | 395   | 327  | 646   | 9   | 5   | 23  | 3.49 | 6.90 | 4.49 | 1.00 | 1.98      |            |  |
| 2011  | 5.09 | 94   | 23   | 71   | .245 | 828.0   | 862   | 487   | 468   | 308  | 592   | 4   | 2   | 13  | 3.35 | 6.43 | 5.18 | .79  | 1.92      |            |  |
| 2012  | 4.39 | 94   | 40   | 54   | .426 | 841.2   | 780   | 428   | 411   | 281  | 607   | 5   | 1   | 27  | 3.00 | 6.49 | 4.55 | .89  | 2.16      |            |  |
| 2013  | 3.84 | 94   | 37   | 57   | .394 | 855.1   | 738   | 407   | 365   | 261  | 721   | 10  | 4   | 17  | 2.75 | 7.59 | 4.33 | .98  | 2.76      |            |  |
| 2014  | 3.78 | 94   | 51   | 43   | .543 | 850.1   | 725   | 389   | 357   | 250  | 742   | 7   | 5   | 28  | 2.65 | 7.85 | 4.14 | 1.03 | 2.97      |            |  |
| 2015  | 3.77 | 94   | 48   | 46   | .511 | 856.0   | 707   | 371   | 359   | 243  | 666   | 12  | 4   | 17  | 2.55 | 7.00 | 3.95 | .98  | 2.74      |            |  |
| 2016  | 4.17 | 94   | 46   | 48   | .489 | 849.0   | 756   | 402   | 393   | 252  | 674   | 5   | 4   | 26  | 2.67 | 7.14 | 4.28 | .93  | 2.67      |            |  |
| 2017  | 3.29 | 94   | 62   | 32   | .660 | 851.0   | 659   | 318   | 311   | 234  | 784   | 11  | 10  | 35  | 2.47 | 8.29 | 3.38 | 1.32 | 3.35      |            |  |
| TOTAL | 4.29 | 2958 | 1443 | 1515 | .488 | 26652.2 | 24753 | 13585 | 12719 | 8569 | 19846 | 562 | 170 | 583 | 2.89 | 6.70 | 4.59 | .99  | 2.32      |            |  |

## PHILADELPHIA PHILLIES - CAREER HITTING TOTALS

| YEAR  | AVG  | GM   | AB     | R     | H     | RBI   | 2B   | 3B  | HR   | BB   | SO    | SB   | DP   | TB    | SLG  | OBA  | R/GM | rel. R/GM | run margin |
|-------|------|------|--------|-------|-------|-------|------|-----|------|------|-------|------|------|-------|------|------|------|-----------|------------|
| 1984  | .238 | 84   | 2907   | 365   | 692   | 354   | 149  | 29  | 55   | 327  | 462   | 86   | 60   | 1064  | .366 | .315 | 4.35 | .94       | -21        |
| 1985  | .226 | 84   | 2907   | 317   | 656   | 301   | 117  | 17  | 70   | 230  | 586   | 113  | 70   | 1017  | .350 | .282 | 3.77 | .85       | -118       |
| 1986  | .216 | 88   | 2975   | 352   | 644   | 315   | 127  | 31  | 86   | 319  | 569   | 57   | 71   | 1091  | .367 | .292 | 4.00 | .92       | -47        |
| 1987  | .243 | 88   | 3076   | 360   | 746   | 346   | 145  | 15  | 98   | 256  | 551   | 47   | 78   | 1215  | .395 | .301 | 4.09 | .91       | -61        |
| 1988  | .255 | 88   | 3122   | 476   | 796   | 451   | 167  | 28  | 117  | 304  | 593   | 63   | 77   | 1370  | .439 | .321 | 5.41 | 1.04      | -88        |
| 1989  | .228 | 88   | 2982   | 348   | 681   | 327   | 179  | 27  | 41   | 203  | 474   | 100  | 52   | 1037  | .348 | .278 | 3.95 | 1.05      | 44         |
| 1990  | .220 | 88   | 2938   | 321   | 646   | 294   | 122  | 22  | 53   | 247  | 470   | 83   | 78   | 971   | .330 | .280 | 3.65 | .84       | -199       |
| 1991  | .238 | 90   | 3052   | 405   | 725   | 374   | 155  | 19  | 52   | 283  | 417   | 138  | 66   | 1074  | .352 | .302 | 4.50 | 1.03      | -61        |
| 1992  | .232 | 90   | 3040   | 357   | 706   | 337   | 114  | 22  | 64   | 262  | 467   | 116  | 68   | 1056  | .347 | .293 | 3.97 | .97       | -31        |
| 1993  | .222 | 90   | 3043   | 342   | 676   | 312   | 158  | 9   | 61   | 274  | 521   | 110  | 55   | 1035  | .340 | .286 | 3.80 | .96       | 7          |
| 1994  | .240 | 90   | 3083   | 388   | 740   | 368   | 149  | 24  | 57   | 296  | 551   | 104  | 67   | 1108  | .359 | .307 | 4.31 | .94       | -78        |
| 1995  | .250 | 90   | 3132   | 430   | 784   | 401   | 149  | 28  | 81   | 268  | 539   | 101  | 66   | 1232  | .393 | .309 | 4.78 | .95       | 40         |
| 1996  | .252 | 94   | 3292   | 493   | 828   | 457   | 170  | 18  | 106  | 283  | 639   | 95   | 65   | 1352  | .411 | .311 | 5.24 | 1.09      | -29        |
| 1997  | .251 | 94   | 3225   | 434   | 808   | 412   | 178  | 31  | 88   | 265  | 573   | 80   | 65   | 1312  | .407 | .307 | 4.62 | .95       | 29         |
| 1998  | .260 | 94   | 3299   | 502   | 859   | 466   | 199  | 21  | 110  | 320  | 608   | 77   | 70   | 1430  | .433 | .326 | 5.34 | 1.10      | 101        |
| 1999  | .251 | 94   | 3225   | 473   | 810   | 439   | 155  | 24  | 93   | 328  | 707   | 105  | 69   | 1292  | .401 | .320 | 5.03 | 1.01      | -64        |
| 2000  | .287 | 94   | 3394   | 603   | 973   | 568   | 205  | 18  | 116  | 403  | 680   | 102  | 77   | 1562  | .460 | .362 | 6.41 | 1.17      | 84         |
| 2001  | .243 | 94   | 3187   | 438   | 774   | 417   | 141  | 25  | 104  | 359  | 573   | 86   | 67   | 1277  | .401 | .320 | 4.66 | .91       | -48        |
| 2002  | .246 | 94   | 3267   | 421   | 804   | 397   | 163  | 24  | 95   | 287  | 589   | 85   | 78   | 1300  | .398 | .307 | 4.48 | .90       | -22        |
| 2003  | .245 | 94   | 3255   | 408   | 796   | 389   | 177  | 5   | 129  | 241  | 650   | 45   | 68   | 1370  | .421 | .297 | 4.34 | .95       | -43        |
| 2004  | .244 | 94   | 3221   | 419   | 786   | 398   | 165  | 12  | 101  | 287  | 529   | 83   | 78   | 1278  | .397 | .306 | 4.46 | .95       | -97        |
| 2005  | .251 | 94   | 3250   | 480   | 816   | 465   | 187  | 18  | 125  | 299  | 517   | 102  | 79   | 1414  | .435 | .314 | 5.11 | 1.04      | 36         |
| 2006  | .246 | 94   | 3264   | 485   | 802   | 466   | 165  | 17  | 132  | 335  | 555   | 42   | 72   | 1397  | .428 | .316 | 5.16 | 1.13      | 44         |
| 2007  | .267 | 94   | 3240   | 472   | 866   | 445   | 234  | 36  | 81   | 270  | 492   | 53   | 69   | 1415  | .437 | .324 | 5.02 | 1.02      | 93         |
| 2008  | .242 | 94   | 3316   | 397   | 803   | 373   | 198  | 21  | 80   | 312  | 604   | 87   | 68   | 1283  | .387 | .307 | 4.22 | .93       | -97        |
| 2009  | .240 | 94   | 3239   | 415   | 778   | 384   | 156  | 12  | 89   | 241  | 669   | 55   | 55   | 1225  | .378 | .293 | 4.41 | .97       | -116       |
| 2010  | .264 | 94   | 3272   | 471   | 864   | 437   | 190  | 22  | 92   | 256  | 669   | 43   | 51   | 1374  | .420 | .317 | 5.01 | 1.11      | 36         |
| 2011  | .237 | 94   | 3213   | 395   | 761   | 377   | 200  | 12  | 87   | 235  | 628   | 60   | 77   | 1246  | .388 | .289 | 4.20 | 1.03      | -30        |
| 2012  | .243 | 94   | 3257   | 411   | 792   | 384   | 167  | 21  | 90   | 297  | 663   | 91   | 56   | 1271  | .390 | .306 | 4.37 | 1.08      | 35         |
| 2013  | .237 | 94   | 3209   | 396   | 760   | 378   | 156  | 12  | 94   | 253  | 673   | 52   | 62   | 1222  | .381 | .293 | 4.21 | .99       | -114       |
| 2014  | .213 | 94   | 3197   | 353   | 682   | 315   | 140  | 21  | 86   | 247  | 685   | 39   | 64   | 1122  | .351 | .270 | 3.76 | .87       | -125       |
| 2015  | .250 | 94   | 3216   | 419   | 803   | 395   | 203  | 20  | 84   | 239  | 617   | 78   | 58   | 1298  | .404 | .302 | 4.46 | 1.15      | 115        |
| 2016  | .255 | 94   | 3296   | 454   | 840   | 438   | 181  | 27  | 104  | 271  | 681   | 45   | 66   | 1387  | .421 | .311 | 4.83 | 1.21      | 84         |
| 2017  | .236 | 94   | 3227   | 389   | 760   | 363   | 142  | 20  | 83   | 293  | 733   | 76   | 52   | 1191  | .369 | .299 | 4.14 | .92       | -144       |
| TOTAL | .244 | 3126 | 107818 | 14189 | 26257 | 13343 | 5603 | 708 | 3004 | 9590 | 19934 | 2699 | 2274 | 42288 | .392 | .305 | 4.54 | .99       | -885       |

PHILADELPHIA PHILLIES - CAREER PITCHING TOTALS

| YEAR         | ERA         | GM          | W           | L           | PCT         | IP             | H            | R            | ER           | BB          | SO           | CG         | SHO        | SV         | BBA         | SOA         | R/GM        | rel. R/GM  | K/BB ratio  |
|--------------|-------------|-------------|-------------|-------------|-------------|----------------|--------------|--------------|--------------|-------------|--------------|------------|------------|------------|-------------|-------------|-------------|------------|-------------|
| 1984         | 4.12        | 84          | 38          | 46          | .452        | 766.0          | 737          | 386          | 351          | 271         | 544          | 32         | 1          | 9          | 3.18        | 6.39        | 4.60        | 1.01       | 2.01        |
| 1985         | 4.73        | 84          | 27          | 57          | .321        | 757.1          | 733          | 435          | 398          | 267         | 494          | 15         | 2          | 8          | 3.17        | 5.87        | 5.18        | .86        | 1.85        |
| 1986         | 3.91        | 88          | 35          | 53          | .398        | 795.0          | 732          | 399          | 345          | 334         | 418          | 21         | 7          | 14         | 3.78        | 4.73        | 4.53        | .96        | 1.25        |
| 1987         | 4.23        | 88          | 35          | 53          | .398        | 779.0          | 792          | 421          | 366          | 294         | 537          | 15         | 4          | 13         | 3.40        | 6.20        | 4.78        | .94        | 1.83        |
| 1988         | 5.66        | 88          | 38          | 50          | .432        | 799.2          | 948          | 564          | 503          | 328         | 543          | 10         | 2          | 17         | 3.69        | 6.11        | 6.41        | .81        | 1.66        |
| 1989         | 3.03        | 88          | 42          | 46          | .477        | 786.2          | 577          | 304          | 265          | 219         | 485          | 21         | 7          | 14         | 2.51        | 5.55        | 3.45        | 1.09       | 2.21        |
| 1990         | 5.13        | 88          | 25          | 63          | .284        | 776.0          | 825          | 520          | 442          | 328         | 515          | 7          | 0          | 16         | 3.80        | 5.97        | 5.91        | .73        | 1.57        |
| 1991         | 4.92        | 90          | 42          | 48          | .467        | 801.2          | 835          | 466          | 438          | 265         | 498          | 8          | 1          | 26         | 2.98        | 5.59        | 5.18        | .84        | 1.88        |
| 1992         | 4.08        | 90          | 41          | 49          | .456        | 805.1          | 766          | 388          | 365          | 261         | 518          | 13         | 3          | 15         | 2.92        | 5.79        | 4.31        | .95        | 1.98        |
| 1993         | 3.32        | 90          | 51          | 39          | .567        | 816.0          | 735          | 335          | 301          | 234         | 501          | 30         | 5          | 16         | 2.58        | 5.53        | 3.72        | 1.06       | 2.14        |
| 1994         | 4.74        | 90          | 40          | 50          | .444        | 794.0          | 826          | 466          | 418          | 214         | 548          | 19         | 3          | 19         | 2.43        | 6.21        | 5.18        | .88        | 2.56        |
| 1995         | 3.65        | 90          | 46          | 44          | .511        | 811.1          | 712          | 390          | 329          | 232         | 588          | 29         | 9          | 9          | 2.57        | 6.52        | 4.33        | 1.16       | 2.53        |
| 1996         | 5.04        | 94          | 46          | 48          | .489        | 845.0          | 972          | 522          | 473          | 283         | 579          | 17         | 6          | 18         | 3.01        | 6.17        | 5.55        | .86        | 2.05        |
| 1997         | 3.92        | 94          | 49          | 45          | .521        | 844.1          | 751          | 405          | 368          | 285         | 591          | 19         | 3          | 16         | 3.04        | 6.30        | 4.31        | 1.13       | 2.07        |
| 1998         | 3.86        | 94          | 55          | 39          | .585        | 848.2          | 725          | 401          | 364          | 327         | 678          | 28         | 6          | 23         | 3.47        | 7.19        | 4.27        | 1.14       | 2.07        |
| 1999         | 5.33        | 94          | 44          | 50          | .468        | 837.0          | 923          | 537          | 496          | 304         | 638          | 12         | 1          | 18         | 3.27        | 6.86        | 5.71        | .87        | 2.10        |
| 2000         | 4.98        | 94          | 50          | 44          | .532        | 844.2          | 909          | 519          | 467          | 303         | 625          | 20         | 4          | 18         | 3.23        | 6.66        | 5.52        | .99        | 2.06        |
| 2001         | 4.70        | 94          | 39          | 55          | .415        | 841.2          | 829          | 486          | 440          | 328         | 600          | 17         | 3          | 15         | 3.51        | 6.42        | 5.17        | 1.00       | 1.83        |
| 2002         | 4.50        | 94          | 44          | 50          | .468        | 837.1          | 797          | 443          | 419          | 258         | 695          | 23         | 5          | 13         | 2.77        | 7.47        | 4.71        | 1.06       | 2.69        |
| 2003         | 4.43        | 94          | 45          | 49          | .479        | 846.2          | 827          | 451          | 417          | 331         | 647          | 19         | 2          | 17         | 3.52        | 6.88        | 4.80        | .96        | 1.95        |
| 2004         | 4.99        | 94          | 39          | 55          | .415        | 846.1          | 887          | 516          | 469          | 351         | 614          | 15         | 2          | 16         | 3.73        | 6.53        | 5.49        | .86        | 1.75        |
| 2005         | 4.28        | 94          | 53          | 41          | .564        | 859.1          | 729          | 444          | 409          | 331         | 634          | 16         | 4          | 25         | 3.47        | 6.64        | 4.72        | 1.04       | 1.92        |
| 2006         | 4.28        | 94          | 49          | 45          | .521        | 857.0          | 905          | 441          | 408          | 269         | 547          | 20         | 4          | 21         | 2.82        | 5.74        | 4.69        | .98        | 2.03        |
| 2007         | 3.65        | 94          | 56          | 38          | .596        | 831.2          | 719          | 379          | 337          | 235         | 656          | 19         | 7          | 27         | 2.54        | 7.10        | 4.03        | 1.22       | 2.79        |
| 2008         | 4.71        | 94          | 37          | 57          | .394        | 858.0          | 855          | 494          | 449          | 311         | 715          | 17         | 2          | 11         | 3.26        | 7.50        | 5.26        | .86        | 2.30        |
| 2009         | 5.01        | 94          | 35          | 59          | .372        | 835.2          | 904          | 531          | 465          | 304         | 650          | 14         | 3          | 18         | 3.27        | 7.00        | 5.65        | .81        | 2.14        |
| 2010         | 4.34        | 94          | 55          | 39          | .585        | 840.2          | 752          | 435          | 405          | 324         | 689          | 9          | 3          | 31         | 3.47        | 7.38        | 4.63        | .97        | 2.13        |
| 2011         | 3.89        | 94          | 39          | 55          | .415        | 841.1          | 805          | 425          | 364          | 297         | 671          | 8          | 4          | 21         | 3.18        | 7.18        | 4.52        | .90        | 2.26        |
| 2012         | 3.72        | 94          | 52          | 42          | .553        | 846.0          | 722          | 376          | 350          | 312         | 687          | 12         | 5          | 25         | 3.32        | 7.31        | 4.00        | 1.01       | 2.20        |
| 2013         | 5.04        | 94          | 36          | 58          | .383        | 834.0          | 893          | 510          | 467          | 315         | 806          | 4          | 2          | 22         | 3.40        | 8.70        | 5.43        | .79        | 2.56        |
| 2014         | 4.78        | 94          | 31          | 63          | .330        | 845.2          | 857          | 478          | 449          | 310         | 765          | 6          | 3          | 16         | 3.30        | 8.14        | 5.09        | .84        | 2.47        |
| 2015         | 3.00        | 94          | 64          | 30          | .681        | 863.2          | 610          | 304          | 288          | 232         | 826          | 12         | 7          | 33         | 2.42        | 8.61        | 3.23        | 1.20       | 3.56        |
| 2016         | 3.31        | 94          | 58          | 36          | .617        | 869.0          | 660          | 370          | 320          | 303         | 797          | 13         | 8          | 28         | 3.14        | 8.25        | 3.94        | 1.01       | 2.63        |
| 2017         | 5.12        | 94          | 37          | 57          | .394        | 838.1          | 925          | 533          | 477          | 295         | 723          | 6          | 1          | 20         | 3.17        | 7.76        | 5.67        | .79        | 2.45        |
| <b>TOTAL</b> | <b>4.36</b> | <b>3126</b> | <b>1473</b> | <b>1653</b> | <b>.471</b> | <b>28100.0</b> | <b>27174</b> | <b>15074</b> | <b>13622</b> | <b>9855</b> | <b>21022</b> | <b>546</b> | <b>129</b> | <b>628</b> | <b>3.16</b> | <b>6.73</b> | <b>4.82</b> | <b>.95</b> | <b>2.13</b> |

## PITTSBURGH PIRATES - CAREER HITTING TOTALS

| YEAR  | AVG  | GM   | AB     | R     | H     | RBI   | 2B   | 3B  | HR   | BB   | SO    | SB   | DP   | TB    | SLG  | OBA  | R/GM | rel. R/GM | run margin |
|-------|------|------|--------|-------|-------|-------|------|-----|------|------|-------|------|------|-------|------|------|------|-----------|------------|
| 1984  | .258 | 84   | 2968   | 394   | 767   | 372   | 125  | 26  | 67   | 251  | 430   | 79   | 77   | 1145  | .386 | .316 | 4.69 | 1.01      | -43        |
| 1985  | .257 | 84   | 2935   | 393   | 754   | 375   | 150  | 34  | 62   | 234  | 456   | 89   | 59   | 1158  | .395 | .312 | 4.68 | 1.05      | 66         |
| 1986  | .236 | 88   | 3008   | 373   | 709   | 364   | 144  | 28  | 84   | 254  | 511   | 80   | 79   | 1161  | .386 | .295 | 4.24 | .98       | 43         |
| 1987  | .237 | 88   | 3039   | 393   | 721   | 376   | 142  | 19  | 54   | 322  | 520   | 137  | 66   | 1063  | .350 | .310 | 4.47 | 1.00      | 68         |
| 1988  | .268 | 88   | 3104   | 531   | 833   | 513   | 157  | 29  | 90   | 371  | 528   | 102  | 66   | 1318  | .425 | .346 | 6.03 | 1.16      | 115        |
| 1989  | .226 | 88   | 2976   | 334   | 672   | 325   | 148  | 23  | 61   | 243  | 582   | 96   | 53   | 1049  | .352 | .284 | 3.80 | 1.00      | 13         |
| 1990  | .213 | 88   | 2983   | 320   | 635   | 311   | 127  | 13  | 59   | 292  | 572   | 64   | 57   | 965   | .323 | .283 | 3.64 | .84       | -1         |
| 1991  | .225 | 90   | 3067   | 338   | 690   | 327   | 144  | 15  | 65   | 234  | 582   | 65   | 64   | 1059  | .345 | .280 | 3.76 | .86       | -90        |
| 1992  | .221 | 90   | 3088   | 345   | 683   | 335   | 139  | 27  | 57   | 229  | 547   | 92   | 65   | 1047  | .339 | .275 | 3.83 | .93       | -14        |
| 1993  | .225 | 90   | 3039   | 333   | 684   | 322   | 138  | 24  | 59   | 284  | 528   | 68   | 62   | 1047  | .345 | .291 | 3.70 | .94       | 4          |
| 1994  | .282 | 90   | 3226   | 523   | 910   | 485   | 188  | 10  | 99   | 227  | 506   | 89   | 86   | 1415  | .439 | .329 | 5.81 | 1.27      | 194        |
| 1995  | .274 | 90   | 3157   | 460   | 865   | 439   | 168  | 15  | 107  | 249  | 577   | 69   | 88   | 1384  | .438 | .327 | 5.11 | 1.01      | -21        |
| 1996  | .242 | 94   | 3369   | 389   | 815   | 353   | 141  | 28  | 76   | 224  | 621   | 108  | 62   | 1240  | .368 | .289 | 4.14 | .86       | -33        |
| 1997  | .275 | 94   | 3294   | 503   | 907   | 495   | 180  | 22  | 108  | 261  | 555   | 91   | 57   | 1455  | .442 | .329 | 5.35 | 1.10      | 81         |
| 1998  | .272 | 94   | 3357   | 502   | 912   | 482   | 192  | 24  | 101  | 275  | 600   | 71   | 62   | 1455  | .433 | .327 | 5.34 | 1.10      | 20         |
| 1999  | .253 | 94   | 3197   | 442   | 809   | 415   | 191  | 22  | 97   | 290  | 715   | 66   | 55   | 1335  | .418 | .315 | 4.70 | .95       | 49         |
| 2000  | .261 | 94   | 3193   | 427   | 833   | 401   | 189  | 13  | 84   | 300  | 641   | 173  | 61   | 1300  | .407 | .324 | 4.54 | .83       | -80        |
| 2001  | .255 | 94   | 3239   | 464   | 827   | 447   | 153  | 16  | 94   | 323  | 672   | 127  | 59   | 1294  | .400 | .323 | 4.94 | .96       | -73        |
| 2002  | .233 | 94   | 3200   | 379   | 744   | 360   | 178  | 18  | 83   | 228  | 675   | 113  | 61   | 1207  | .377 | .284 | 4.03 | .81       | -95        |
| 2003  | .216 | 94   | 3095   | 338   | 667   | 314   | 138  | 11  | 93   | 224  | 643   | 82   | 58   | 1106  | .357 | .268 | 3.60 | .79       | -147       |
| 2004  | .240 | 94   | 3190   | 378   | 765   | 331   | 187  | 6   | 83   | 257  | 664   | 72   | 75   | 1213  | .380 | .296 | 4.02 | .85       | -107       |
| 2005  | .237 | 94   | 3211   | 412   | 762   | 395   | 190  | 15  | 128  | 231  | 755   | 43   | 53   | 1366  | .425 | .288 | 4.38 | .89       | -80        |
| 2006  | .238 | 94   | 3240   | 405   | 772   | 386   | 204  | 14  | 105  | 197  | 762   | 59   | 59   | 1319  | .407 | .282 | 4.31 | .94       | 8          |
| 2007  | .230 | 94   | 3245   | 394   | 746   | 378   | 174  | 15  | 116  | 228  | 758   | 43   | 74   | 1298  | .400 | .280 | 4.19 | .85       | -161       |
| 2008  | .256 | 94   | 3240   | 436   | 830   | 409   | 188  | 16  | 93   | 247  | 701   | 55   | 81   | 1329  | .410 | .309 | 4.64 | 1.02      | -16        |
| 2009  | .222 | 94   | 3140   | 349   | 697   | 325   | 136  | 16  | 98   | 255  | 664   | 44   | 62   | 1159  | .369 | .280 | 3.71 | .81       | -179       |
| 2010  | .229 | 94   | 3144   | 345   | 721   | 323   | 167  | 22  | 67   | 270  | 749   | 66   | 62   | 1133  | .360 | .290 | 3.67 | .81       | -129       |
| 2011  | .239 | 94   | 3208   | 408   | 767   | 390   | 154  | 19  | 106  | 266  | 726   | 61   | 62   | 1277  | .398 | .297 | 4.34 | 1.06      | 47         |
| 2012  | .229 | 94   | 3131   | 370   | 717   | 353   | 192  | 19  | 71   | 244  | 647   | 49   | 54   | 1160  | .370 | .285 | 3.94 | .97       | 43         |
| 2013  | .236 | 94   | 3241   | 387   | 764   | 371   | 199  | 9   | 110  | 328  | 705   | 38   | 58   | 1311  | .405 | .306 | 4.12 | .97       | 35         |
| 2014  | .216 | 94   | 3152   | 406   | 680   | 346   | 164  | 25  | 94   | 254  | 697   | 53   | 54   | 1176  | .373 | .274 | 4.32 | 1.01      | -53        |
| 2015  | .216 | 94   | 3166   | 364   | 684   | 348   | 155  | 13  | 102  | 268  | 740   | 39   | 60   | 1171  | .370 | .277 | 3.87 | 1.00      | 57         |
| 2016  | .221 | 94   | 3162   | 290   | 698   | 276   | 192  | 10  | 67   | 244  | 746   | 14   | 69   | 1111  | .351 | .277 | 3.09 | .77       | -134       |
| 2017  | .247 | 94   | 3264   | 416   | 807   | 402   | 175  | 17  | 95   | 257  | 712   | 56   | 69   | 1301  | .399 | .302 | 4.43 | .99       | -23        |
| TOTAL | .241 | 3126 | 107268 | 13541 | 25847 | 12844 | 5609 | 633 | 2935 | 8861 | 21487 | 2553 | 2189 | 41527 | .387 | .299 | 4.33 | .95       | -636       |

## PITTSBURGH PIRATES - CAREER PITCHING TOTALS

| YEAR  | ERA  | GM   | W    | L    | PCT  | IP      | H     | R     | ER    | BB   | SO    | CG  | SHO | SV  | BBA  | SOA  | R/GM | rel. R/GM | K/BB ratio |
|-------|------|------|------|------|------|---------|-------|-------|-------|------|-------|-----|-----|-----|------|------|------|-----------|------------|
| 1984  | 4.47 | 84   | 35   | 49   | .417 | 752.1   | 715   | 437   | 374   | 254  | 487   | 30  | 6   | 13  | 3.04 | 5.83 | 5.20 | .89       | 1.92       |
| 1985  | 3.60 | 84   | 52   | 32   | .619 | 757.0   | 648   | 327   | 303   | 256  | 623   | 36  | 8   | 19  | 3.04 | 7.41 | 3.89 | 1.14      | 2.43       |
| 1986  | 3.19 | 88   | 52   | 36   | .591 | 805.2   | 642   | 330   | 286   | 264  | 559   | 40  | 3   | 15  | 2.95 | 6.24 | 3.75 | 1.16      | 2.12       |
| 1987  | 3.40 | 88   | 55   | 33   | .625 | 797.1   | 640   | 325   | 301   | 263  | 630   | 45  | 4   | 16  | 2.97 | 7.11 | 3.69 | 1.22      | 2.40       |
| 1988  | 4.41 | 88   | 49   | 39   | .557 | 790.0   | 763   | 416   | 387   | 257  | 564   | 39  | 5   | 11  | 2.93 | 6.43 | 4.73 | 1.10      | 2.19       |
| 1989  | 3.42 | 88   | 45   | 43   | .511 | 792.2   | 605   | 321   | 301   | 241  | 524   | 38  | 6   | 9   | 2.74 | 5.95 | 3.65 | 1.04      | 2.17       |
| 1990  | 3.28 | 88   | 41   | 47   | .466 | 804.0   | 673   | 321   | 293   | 297  | 528   | 26  | 6   | 16  | 3.32 | 5.91 | 3.65 | 1.18      | 1.78       |
| 1991  | 4.27 | 90   | 39   | 51   | .433 | 813.1   | 841   | 428   | 386   | 264  | 502   | 24  | 8   | 13  | 2.92 | 5.55 | 4.76 | .92       | 1.90       |
| 1992  | 3.43 | 90   | 42   | 48   | .467 | 828.2   | 728   | 359   | 316   | 232  | 540   | 21  | 6   | 22  | 2.52 | 5.86 | 3.99 | 1.03      | 2.33       |
| 1993  | 3.06 | 90   | 45   | 45   | .500 | 820.0   | 655   | 329   | 279   | 283  | 580   | 26  | 7   | 16  | 3.11 | 6.37 | 3.66 | 1.08      | 2.05       |
| 1994  | 3.35 | 90   | 61   | 29   | .678 | 822.0   | 689   | 329   | 306   | 242  | 523   | 33  | 5   | 24  | 2.65 | 5.73 | 3.66 | 1.25      | 2.16       |
| 1995  | 4.82 | 90   | 47   | 43   | .522 | 805.1   | 843   | 481   | 431   | 259  | 551   | 39  | 4   | 9   | 2.89 | 6.16 | 5.34 | .94       | 2.13       |
| 1996  | 4.11 | 94   | 42   | 52   | .447 | 868.2   | 801   | 422   | 397   | 286  | 619   | 24  | 7   | 14  | 2.96 | 6.41 | 4.49 | 1.07      | 2.16       |
| 1997  | 4.41 | 94   | 53   | 41   | .564 | 835.1   | 868   | 422   | 409   | 267  | 569   | 34  | 9   | 19  | 2.88 | 6.13 | 4.49 | 1.08      | 2.13       |
| 1998  | 4.67 | 94   | 48   | 46   | .511 | 852.0   | 838   | 482   | 442   | 270  | 660   | 23  | 5   | 23  | 2.85 | 6.97 | 5.13 | .95       | 2.44       |
| 1999  | 3.84 | 94   | 53   | 41   | .564 | 833.0   | 680   | 393   | 355   | 287  | 664   | 47  | 6   | 14  | 3.10 | 7.17 | 4.18 | 1.19      | 2.31       |
| 2000  | 5.34 | 94   | 39   | 55   | .415 | 829.0   | 898   | 507   | 492   | 292  | 588   | 24  | 5   | 18  | 3.17 | 6.38 | 5.39 | 1.02      | 2.01       |
| 2001  | 5.55 | 94   | 39   | 55   | .415 | 838.0   | 857   | 537   | 517   | 347  | 614   | 39  | 3   | 7   | 3.73 | 6.59 | 5.71 | .90       | 1.77       |
| 2002  | 4.97 | 94   | 37   | 57   | .394 | 842.2   | 864   | 474   | 465   | 272  | 596   | 19  | 6   | 14  | 2.91 | 6.37 | 5.04 | .99       | 2.19       |
| 2003  | 4.70 | 94   | 33   | 61   | .351 | 832.1   | 805   | 485   | 435   | 280  | 574   | 39  | 5   | 5   | 3.03 | 6.21 | 5.16 | .89       | 2.05       |
| 2004  | 5.13 | 94   | 35   | 59   | .372 | 837.0   | 819   | 485   | 477   | 303  | 593   | 15  | 3   | 22  | 3.26 | 6.38 | 5.16 | .91       | 1.96       |
| 2005  | 4.96 | 94   | 39   | 55   | .415 | 833.2   | 844   | 492   | 459   | 278  | 556   | 25  | 3   | 13  | 3.00 | 6.00 | 5.23 | .94       | 2.00       |
| 2006  | 3.88 | 94   | 47   | 47   | .500 | 846.0   | 727   | 397   | 365   | 224  | 621   | 39  | 7   | 13  | 2.38 | 6.61 | 4.22 | 1.09      | 2.77       |
| 2007  | 5.77 | 94   | 29   | 65   | .309 | 825.0   | 938   | 555   | 529   | 324  | 577   | 6   | 0   | 9   | 3.53 | 6.29 | 5.90 | .83       | 1.78       |
| 2008  | 4.48 | 94   | 42   | 52   | .447 | 844.1   | 895   | 452   | 420   | 266  | 523   | 7   | 5   | 27  | 2.84 | 5.57 | 4.81 | .94       | 1.97       |
| 2009  | 5.31 | 94   | 29   | 65   | .309 | 833.1   | 948   | 528   | 492   | 343  | 573   | 1   | 1   | 20  | 3.70 | 6.19 | 5.62 | .81       | 1.67       |
| 2010  | 4.60 | 94   | 34   | 60   | .362 | 827.2   | 827   | 474   | 423   | 301  | 643   | 27  | 2   | 11  | 3.27 | 6.99 | 5.04 | .89       | 2.14       |
| 2011  | 3.60 | 94   | 52   | 42   | .553 | 843.1   | 695   | 361   | 337   | 201  | 732   | 27  | 8   | 19  | 2.15 | 7.81 | 3.84 | 1.06      | 3.64       |
| 2012  | 3.30 | 94   | 54   | 40   | .574 | 847.2   | 688   | 327   | 311   | 258  | 716   | 25  | 11  | 26  | 2.74 | 7.60 | 3.48 | 1.16      | 2.78       |
| 2013  | 3.51 | 94   | 51   | 43   | .543 | 868.2   | 687   | 352   | 339   | 260  | 775   | 18  | 6   | 25  | 2.69 | 8.03 | 3.74 | 1.14      | 2.98       |
| 2014  | 4.56 | 94   | 36   | 58   | .383 | 833.2   | 913   | 459   | 422   | 247  | 717   | 15  | 6   | 21  | 2.67 | 7.74 | 4.88 | .87       | 2.90       |
| 2015  | 3.04 | 94   | 48   | 46   | .511 | 854.1   | 623   | 307   | 289   | 208  | 764   | 23  | 10  | 18  | 2.19 | 8.05 | 3.27 | 1.18      | 3.67       |
| 2016  | 4.11 | 94   | 33   | 61   | .351 | 847.1   | 756   | 424   | 387   | 287  | 681   | 5   | 5   | 19  | 3.05 | 7.23 | 4.51 | .88       | 2.37       |
| 2017  | 4.45 | 94   | 42   | 52   | .447 | 835.2   | 764   | 439   | 413   | 306  | 769   | 8   | 5   | 24  | 3.30 | 8.28 | 4.67 | .96       | 2.51       |
| TOTAL | 4.21 | 3126 | 1478 | 1648 | .473 | 28097.0 | 26177 | 14177 | 13138 | 9219 | 20735 | 887 | 186 | 564 | 2.95 | 6.64 | 4.54 | 1.01      | 2.25       |

## ST. LOUIS CARDINALS - CAREER HITTING TOTALS

| YEAR  | AVG  | GM   | AB     | R     | H     | RBI   | 2B   | 3B  | HR   | BB    | SO    | SB   | DP   | TB    | SLG  | OBA  | R/GM | rel. R/GM | run margin |
|-------|------|------|--------|-------|-------|-------|------|-----|------|-------|-------|------|------|-------|------|------|------|-----------|------------|
| 1984  | .244 | 84   | 2945   | 380   | 718   | 358   | 135  | 42  | 37   | 341   | 534   | 140  | 61   | 1048  | .356 | .322 | 4.52 | .98       | -45        |
| 1985  | .259 | 84   | 2942   | 445   | 763   | 430   | 167  | 17  | 82   | 280   | 505   | 88   | 74   | 1210  | .411 | .324 | 5.30 | 1.19      | 141        |
| 1986  | .229 | 88   | 2985   | 403   | 684   | 392   | 134  | 17  | 82   | 329   | 543   | 81   | 72   | 1098  | .368 | .306 | 4.58 | 1.05      | 72         |
| 1987  | .235 | 88   | 3033   | 354   | 714   | 339   | 146  | 20  | 77   | 293   | 616   | 66   | 66   | 1131  | .373 | .303 | 4.02 | .90       | 24         |
| 1988  | .271 | 88   | 3101   | 469   | 839   | 437   | 179  | 20  | 75   | 262   | 579   | 159  | 70   | 1283  | .414 | .327 | 5.33 | 1.02      | 25         |
| 1989  | .204 | 88   | 2977   | 284   | 607   | 276   | 128  | 19  | 51   | 228   | 551   | 174  | 42   | 926   | .311 | .261 | 3.23 | .85       | -179       |
| 1990  | .218 | 88   | 3027   | 341   | 661   | 317   | 151  | 25  | 54   | 293   | 624   | 98   | 57   | 1024  | .338 | .287 | 3.88 | .90       | -13        |
| 1991  | .231 | 90   | 3068   | 370   | 710   | 353   | 168  | 16  | 93   | 310   | 663   | 103  | 50   | 1189  | .388 | .302 | 4.11 | .94       | -47        |
| 1992  | .250 | 90   | 3122   | 415   | 779   | 390   | 177  | 20  | 85   | 266   | 592   | 83   | 65   | 1251  | .401 | .308 | 4.61 | 1.12      | 99         |
| 1993  | .246 | 90   | 3105   | 434   | 764   | 409   | 148  | 25  | 62   | 301   | 598   | 109  | 78   | 1148  | .370 | .313 | 4.82 | 1.22      | 33         |
| 1994  | .264 | 90   | 3195   | 430   | 844   | 413   | 165  | 19  | 82   | 269   | 531   | 85   | 67   | 1293  | .405 | .321 | 4.78 | 1.04      | 47         |
| 1995  | .245 | 90   | 3093   | 404   | 757   | 383   | 161  | 22  | 78   | 296   | 569   | 69   | 94   | 1196  | .387 | .311 | 4.49 | .89       | -33        |
| 1996  | .259 | 94   | 3349   | 473   | 866   | 453   | 168  | 25  | 112  | 263   | 663   | 88   | 77   | 1420  | .424 | .313 | 5.03 | 1.05      | 64         |
| 1997  | .257 | 94   | 3219   | 428   | 827   | 414   | 155  | 17  | 103  | 278   | 604   | 105  | 77   | 1325  | .412 | .316 | 4.55 | .94       | 2          |
| 1998  | .254 | 94   | 3191   | 511   | 809   | 496   | 185  | 12  | 110  | 435   | 689   | 149  | 55   | 1348  | .422 | .343 | 5.44 | 1.11      | 111        |
| 1999  | .249 | 94   | 3258   | 485   | 810   | 469   | 162  | 11  | 124  | 445   | 672   | 171  | 64   | 1366  | .419 | .339 | 5.16 | 1.04      | 59         |
| 2000  | .268 | 94   | 3329   | 563   | 892   | 532   | 170  | 10  | 124  | 492   | 716   | 131  | 71   | 1454  | .437 | .362 | 5.99 | 1.09      | 153        |
| 2001  | .251 | 94   | 3154   | 488   | 793   | 465   | 170  | 16  | 121  | 463   | 623   | 105  | 54   | 1358  | .431 | .347 | 5.19 | 1.01      | 114        |
| 2002  | .260 | 94   | 3375   | 522   | 878   | 508   | 214  | 17  | 138  | 346   | 617   | 57   | 46   | 1540  | .456 | .329 | 5.55 | 1.11      | 23         |
| 2003  | .241 | 94   | 3264   | 422   | 785   | 400   | 161  | 27  | 66   | 339   | 488   | 64   | 69   | 1198  | .367 | .312 | 4.49 | .98       | 108        |
| 2004  | .268 | 94   | 3370   | 495   | 903   | 476   | 211  | 19  | 114  | 310   | 565   | 68   | 64   | 1494  | .443 | .330 | 5.27 | 1.12      | 108        |
| 2005  | .234 | 94   | 3218   | 432   | 753   | 417   | 146  | 20  | 107  | 398   | 676   | 78   | 41   | 1260  | .392 | .318 | 4.60 | .93       | 9          |
| 2006  | .245 | 94   | 3261   | 458   | 798   | 445   | 165  | 24  | 105  | 388   | 627   | 71   | 66   | 1326  | .407 | .325 | 4.87 | 1.07      | -49        |
| 2007  | .266 | 94   | 3320   | 469   | 882   | 449   | 187  | 20  | 85   | 342   | 593   | 100  | 62   | 1364  | .411 | .334 | 4.99 | 1.01      | 77         |
| 2008  | .221 | 94   | 3153   | 326   | 697   | 315   | 144  | 15  | 76   | 344   | 603   | 54   | 68   | 1099  | .349 | .298 | 3.47 | .76       | -142       |
| 2009  | .233 | 94   | 3216   | 428   | 749   | 411   | 176  | 21  | 90   | 455   | 734   | 76   | 53   | 1237  | .385 | .328 | 4.55 | 1.00      | 60         |
| 2010  | .232 | 94   | 3149   | 394   | 729   | 385   | 157  | 19  | 77   | 359   | 767   | 176  | 37   | 1155  | .367 | .310 | 4.19 | .93       | -52        |
| 2011  | .217 | 94   | 3215   | 383   | 699   | 372   | 169  | 13  | 79   | 370   | 734   | 125  | 42   | 1131  | .352 | .298 | 4.07 | 1.00      | 86         |
| 2012  | .237 | 94   | 3184   | 462   | 755   | 446   | 193  | 21  | 118  | 352   | 680   | 147  | 70   | 1344  | .422 | .313 | 4.91 | 1.22      | 126        |
| 2013  | .250 | 94   | 3282   | 490   | 819   | 469   | 209  | 21  | 109  | 316   | 724   | 104  | 50   | 1397  | .426 | .315 | 5.21 | 1.22      | 111        |
| 2014  | .239 | 94   | 3216   | 426   | 770   | 419   | 191  | 12  | 116  | 366   | 743   | 72   | 60   | 1333  | .414 | .317 | 4.53 | 1.06      | 69         |
| 2015  | .213 | 94   | 3162   | 295   | 675   | 282   | 144  | 24  | 60   | 263   | 773   | 123  | 59   | 1047  | .331 | .274 | 3.14 | .81       | -83        |
| 2016  | .233 | 94   | 3187   | 421   | 743   | 408   | 190  | 17  | 101  | 327   | 889   | 105  | 46   | 1270  | .398 | .304 | 4.48 | 1.12      | 30         |
| 2017  | .241 | 94   | 3272   | 452   | 788   | 446   | 170  | 20  | 103  | 411   | 900   | 149  | 37   | 1307  | .399 | .326 | 4.81 | 1.07      | 86         |
| TOTAL | .243 | 3126 | 107937 | 14552 | 26260 | 13974 | 5696 | 663 | 3096 | 11530 | 21985 | 3573 | 2064 | 42570 | .394 | .316 | 4.66 | 1.02      | ####       |

## ST. LOUIS CARDINALS - CAREER PITCHING TOTALS

| YEAR  | ERA  | GM   | W    | L    | PCT  | IP      | H     | R     | ER    | BB   | SO    | CG  | SHO | SV  | BBA  | SOA  | R/GM | rel. R/GM | K/BB ratio |
|-------|------|------|------|------|------|---------|-------|-------|-------|------|-------|-----|-----|-----|------|------|------|-----------|------------|
| 1984  | 4.56 | 84   | 42   | 42   | .500 | 765.0   | 786   | 425   | 388   | 256  | 464   | 19  | 6   | 16  | 3.01 | 5.46 | 5.06 | .92       | 1.81       |
| 1985  | 3.29 | 84   | 56   | 28   | .667 | 763.0   | 593   | 304   | 279   | 210  | 464   | 18  | 4   | 31  | 2.48 | 5.47 | 3.62 | 1.23      | 2.21       |
| 1986  | 3.46 | 88   | 55   | 33   | .625 | 795.0   | 690   | 331   | 306   | 277  | 458   | 31  | 5   | 19  | 3.14 | 5.18 | 3.76 | 1.15      | 1.65       |
| 1987  | 3.31 | 88   | 43   | 45   | .489 | 793.0   | 652   | 330   | 292   | 265  | 493   | 23  | 6   | 13  | 3.01 | 5.60 | 3.75 | 1.20      | 1.86       |
| 1988  | 4.69 | 88   | 48   | 40   | .545 | 780.1   | 797   | 444   | 407   | 293  | 578   | 19  | 5   | 23  | 3.38 | 6.67 | 5.05 | 1.03      | 1.97       |
| 1989  | 4.72 | 88   | 26   | 62   | .295 | 783.2   | 853   | 463   | 411   | 261  | 551   | 9   | 0   | 16  | 3.00 | 6.33 | 5.26 | .72       | 2.11       |
| 1990  | 3.57 | 88   | 41   | 47   | .466 | 813.2   | 658   | 354   | 323   | 329  | 595   | 12  | 7   | 22  | 3.64 | 6.58 | 4.02 | 1.07      | 1.81       |
| 1991  | 4.20 | 90   | 43   | 47   | .478 | 818.0   | 767   | 417   | 382   | 274  | 493   | 29  | 8   | 14  | 3.01 | 5.42 | 4.63 | .94       | 1.80       |
| 1992  | 3.10 | 90   | 53   | 37   | .589 | 806.1   | 599   | 316   | 278   | 300  | 552   | 34  | 8   | 17  | 3.35 | 6.16 | 3.51 | 1.17      | 1.84       |
| 1993  | 4.00 | 90   | 50   | 40   | .556 | 811.2   | 811   | 401   | 361   | 258  | 606   | 13  | 5   | 27  | 2.86 | 6.72 | 4.46 | .89       | 2.35       |
| 1994  | 3.83 | 90   | 49   | 41   | .544 | 821.2   | 744   | 383   | 350   | 246  | 566   | 23  | 2   | 25  | 2.69 | 6.20 | 4.26 | 1.08      | 2.30       |
| 1995  | 4.46 | 90   | 41   | 49   | .456 | 800.1   | 762   | 437   | 397   | 302  | 579   | 32  | 5   | 13  | 3.40 | 6.51 | 4.86 | 1.04      | 1.92       |
| 1996  | 3.86 | 94   | 51   | 43   | .543 | 853.2   | 740   | 409   | 366   | 288  | 707   | 23  | 4   | 24  | 3.04 | 7.45 | 4.35 | 1.10      | 2.45       |
| 1997  | 4.13 | 94   | 48   | 46   | .511 | 833.0   | 762   | 426   | 382   | 256  | 637   | 28  | 9   | 18  | 2.77 | 6.88 | 4.53 | 1.07      | 2.49       |
| 1998  | 3.86 | 94   | 54   | 40   | .574 | 843.0   | 722   | 400   | 362   | 242  | 768   | 40  | 4   | 14  | 2.58 | 8.20 | 4.26 | 1.15      | 3.17       |
| 1999  | 4.30 | 94   | 50   | 44   | .532 | 847.1   | 755   | 426   | 405   | 272  | 736   | 25  | 5   | 26  | 2.89 | 7.82 | 4.53 | 1.10      | 2.71       |
| 2000  | 4.06 | 94   | 64   | 30   | .681 | 855.0   | 701   | 410   | 386   | 313  | 683   | 30  | 7   | 28  | 3.29 | 7.19 | 4.36 | 1.26      | 2.18       |
| 2001  | 3.62 | 94   | 58   | 36   | .617 | 831.1   | 697   | 374   | 334   | 224  | 687   | 54  | 4   | 11  | 2.43 | 7.44 | 3.98 | 1.29      | 3.07       |
| 2002  | 4.82 | 94   | 54   | 40   | .574 | 865.0   | 818   | 499   | 463   | 308  | 707   | 23  | 3   | 24  | 3.20 | 7.36 | 5.31 | .94       | 2.30       |
| 2003  | 3.03 | 94   | 56   | 38   | .596 | 864.1   | 606   | 314   | 291   | 195  | 873   | 47  | 7   | 18  | 2.03 | 9.09 | 3.34 | 1.37      | 4.48       |
| 2004  | 3.62 | 94   | 59   | 35   | .628 | 869.0   | 724   | 387   | 350   | 221  | 852   | 28  | 6   | 32  | 2.29 | 8.82 | 4.12 | 1.14      | 3.86       |
| 2005  | 4.25 | 94   | 48   | 46   | .511 | 849.0   | 761   | 423   | 401   | 229  | 773   | 21  | 7   | 18  | 2.43 | 8.19 | 4.50 | 1.09      | 3.38       |
| 2006  | 5.19 | 94   | 49   | 45   | .521 | 859.0   | 924   | 507   | 495   | 271  | 549   | 20  | 5   | 21  | 2.84 | 5.75 | 5.39 | .85       | 2.03       |
| 2007  | 3.91 | 94   | 54   | 40   | .574 | 854.1   | 750   | 392   | 371   | 212  | 735   | 21  | 6   | 26  | 2.23 | 7.74 | 4.17 | 1.18      | 3.47       |
| 2008  | 4.71 | 94   | 30   | 64   | .319 | 839.1   | 829   | 468   | 439   | 286  | 662   | 11  | 4   | 15  | 3.07 | 7.10 | 4.98 | .91       | 2.31       |
| 2009  | 3.49 | 94   | 56   | 38   | .596 | 855.2   | 736   | 368   | 332   | 233  | 782   | 24  | 9   | 24  | 2.45 | 8.23 | 3.91 | 1.16      | 3.36       |
| 2010  | 4.42 | 94   | 45   | 49   | .479 | 834.0   | 810   | 446   | 410   | 246  | 714   | 21  | 11  | 20  | 2.65 | 7.71 | 4.74 | .95       | 2.90       |
| 2011  | 2.79 | 94   | 59   | 35   | .628 | 871.0   | 653   | 297   | 270   | 233  | 832   | 14  | 7   | 37  | 2.41 | 8.60 | 3.16 | 1.29      | 3.57       |
| 2012  | 3.33 | 94   | 62   | 32   | .660 | 860.2   | 717   | 336   | 318   | 236  | 769   | 11  | 5   | 42  | 2.47 | 8.04 | 3.57 | 1.13      | 3.26       |
| 2013  | 3.63 | 94   | 53   | 41   | .564 | 851.1   | 700   | 379   | 343   | 255  | 744   | 10  | 4   | 27  | 2.70 | 7.87 | 4.03 | 1.06      | 2.92       |
| 2014  | 3.56 | 94   | 53   | 41   | .564 | 852.2   | 656   | 357   | 337   | 259  | 866   | 17  | 5   | 27  | 2.73 | 9.14 | 3.80 | 1.12      | 3.34       |
| 2015  | 3.86 | 94   | 37   | 57   | .394 | 855.0   | 806   | 378   | 367   | 250  | 753   | 40  | 3   | 7   | 2.63 | 7.93 | 4.02 | .96       | 3.01       |
| 2016  | 3.71 | 94   | 53   | 41   | .564 | 850.0   | 753   | 391   | 350   | 234  | 726   | 30  | 8   | 17  | 2.48 | 7.69 | 4.16 | .96       | 3.10       |
| 2017  | 3.62 | 94   | 56   | 38   | .596 | 872.0   | 678   | 366   | 351   | 273  | 870   | 11  | 7   | 27  | 2.82 | 8.98 | 3.89 | 1.15      | 3.19       |
| TOTAL | 3.91 | 3126 | 1696 | 1430 | .543 | 28317.1 | 25010 | 13358 | 12297 | 8807 | 22824 | 811 | 191 | 739 | 2.80 | 7.25 | 4.27 | 1.07      | 2.59       |



## SAN DIEGO PADRES - CAREER HITTING TOTALS

| YEAR  | AVG  | GM   | AB    | R     | H     | RBI   | 2B   | 3B  | HR   | BB   | SO    | SB   | DP   | TB    | SLG  | OBA  | R/GM | R/GM | margin |
|-------|------|------|-------|-------|-------|-------|------|-----|------|------|-------|------|------|-------|------|------|------|------|--------|
| 1984  |      |      |       |       |       |       |      |     |      |      |       |      |      |       |      |      |      |      | 0      |
| 1985  |      |      |       |       |       |       |      |     |      |      |       |      |      |       |      |      |      |      | 0      |
| 1986  |      |      |       |       |       |       |      |     |      |      |       |      |      |       |      |      |      |      | 0      |
| 1987  |      |      |       |       |       |       |      |     |      |      |       |      |      |       |      |      |      |      | 0      |
| 1988  |      |      |       |       |       |       |      |     |      |      |       |      |      |       |      |      |      |      | 0      |
| 1989  |      |      |       |       |       |       |      |     |      |      |       |      |      |       |      |      |      |      | 0      |
| 1990  |      |      |       |       |       |       |      |     |      |      |       |      |      |       |      |      |      |      | 0      |
| 1991  |      |      |       |       |       |       |      |     |      |      |       |      |      |       |      |      |      |      | 0      |
| 1992  |      |      |       |       |       |       |      |     |      |      |       |      |      |       |      |      |      |      | 0      |
| 1993  |      |      |       |       |       |       |      |     |      |      |       |      |      |       |      |      |      |      | 0      |
| 1994  | .236 | 90   | 3125  | 378   | 739   | 359   | 123  | 16  | 67   | 269  | 610   | 90   | 73   | 1095  | .350 | .297 | 4.20 | .92  | -116   |
| 1995  | .246 | 90   | 3193  | 448   | 786   | 429   | 149  | 19  | 93   | 263  | 669   | 69   | 65   | 1252  | .392 | .304 | 4.98 | .99  | -58    |
| 1996  | .245 | 94   | 3279  | 439   | 804   | 417   | 162  | 28  | 80   | 298  | 697   | 95   | 63   | 1262  | .385 | .308 | 4.67 | .97  | 0      |
| 1997  | .241 | 94   | 3217  | 412   | 776   | 394   | 166  | 29  | 95   | 237  | 598   | 107  | 56   | 1285  | .399 | .293 | 4.38 | .90  | -68    |
| 1998  | .245 | 94   | 3213  | 438   | 786   | 422   | 155  | 23  | 97   | 334  | 684   | 91   | 60   | 1278  | .398 | .316 | 4.66 | .96  | -37    |
| 1999  | .245 | 94   | 3222  | 420   | 791   | 404   | 171  | 13  | 94   | 305  | 719   | 101  | 52   | 1270  | .394 | .311 | 4.47 | .90  | -9     |
| 2000  | .255 | 94   | 3233  | 437   | 824   | 423   | 184  | 16  | 69   | 308  | 713   | 91   | 59   | 1247  | .386 | .320 | 4.65 | .85  | -110   |
| 2001  | .270 | 94   | 3323  | 523   | 898   | 511   | 200  | 22  | 135  | 324  | 629   | 53   | 66   | 1547  | .466 | .335 | 5.56 | 1.08 | 25     |
| 2002  | .250 | 94   | 3212  | 444   | 804   | 423   | 191  | 17  | 91   | 282  | 682   | 82   | 53   | 1302  | .405 | .311 | 4.72 | .95  | 11     |
| 2003  | .247 | 94   | 3221  | 428   | 794   | 404   | 174  | 32  | 94   | 302  | 693   | 60   | 69   | 1314  | .408 | .311 | 4.55 | .99  | 15     |
| 2004  | .240 | 94   | 3244  | 408   | 780   | 395   | 191  | 20  | 94   | 324  | 754   | 63   | 52   | 1293  | .399 | .309 | 4.34 | .92  | -9     |
| 2005  | .263 | 94   | 3261  | 523   | 859   | 502   | 196  | 23  | 140  | 279  | 650   | 54   | 59   | 1521  | .466 | .321 | 5.56 | 1.13 | 50     |
| 2006  | .244 | 94   | 3215  | 452   | 786   | 439   | 188  | 30  | 132  | 255  | 669   | 70   | 65   | 1430  | .445 | .300 | 4.81 | 1.05 | 25     |
| 2007  | .252 | 94   | 3252  | 496   | 821   | 463   | 198  | 17  | 165  | 302  | 771   | 66   | 52   | 1548  | .476 | .316 | 5.28 | 1.07 | 63     |
| 2008  | .233 | 94   | 3251  | 419   | 758   | 403   | 169  | 19  | 99   | 235  | 734   | 80   | 58   | 1262  | .388 | .285 | 4.46 | .98  | 38     |
| 2009  | .256 | 94   | 3213  | 447   | 823   | 434   | 210  | 20  | 110  | 228  | 673   | 88   | 39   | 1403  | .437 | .305 | 4.76 | 1.04 | 79     |
| 2010  | .243 | 94   | 3200  | 473   | 777   | 453   | 183  | 9   | 120  | 287  | 675   | 63   | 61   | 1338  | .418 | .305 | 5.03 | 1.12 | 93     |
| 2011  | .249 | 94   | 3185  | 377   | 792   | 362   | 211  | 9   | 88   | 242  | 624   | 39   | 52   | 1285  | .403 | .302 | 4.01 | .98  | 51     |
| 2012  | .255 | 94   | 3200  | 427   | 816   | 405   | 176  | 26  | 78   | 229  | 640   | 100  | 59   | 1278  | .399 | .305 | 4.54 | 1.12 | 105    |
| 2013  | .238 | 94   | 3241  | 410   | 772   | 399   | 163  | 23  | 110  | 270  | 607   | 80   | 41   | 1311  | .405 | .297 | 4.36 | 1.02 | 37     |
| 2014  | .257 | 94   | 3311  | 490   | 850   | 476   | 185  | 11  | 124  | 264  | 667   | 58   | 60   | 1429  | .432 | .312 | 5.21 | 1.21 | 79     |
| 2015  | .228 | 94   | 3252  | 369   | 742   | 357   | 178  | 27  | 78   | 228  | 671   | 81   | 30   | 1208  | .371 | .279 | 3.93 | 1.02 | 12     |
| 2016  | .245 | 94   | 3311  | 411   | 811   | 390   | 166  | 25  | 81   | 254  | 794   | 80   | 56   | 1270  | .384 | .299 | 4.37 | 1.10 | 84     |
| 2017  | .227 | 94   | 3164  | 427   | 718   | 420   | 170  | 23  | 133  | 322  | 834   | 44   | 61   | 1333  | .421 | .298 | 4.54 | 1.01 | 75     |
| TOTAL | .246 | 2248 | 77538 | 10496 | 19107 | 10084 | 4259 | 497 | 2467 | 6641 | 16457 | 1805 | 1361 | 31761 | .410 | .306 | 4.67 | 1.02 | 435    |

## SAN DIEGO PADRES - CAREER PITCHING TOTALS

| YEAR  | ERA  | GM   | W    | L    | PCT  | IP      | H     | R     | ER   | BB   | SO    | CG  | SHO | SV  | BBA  | SOA  | R/GM | R/GM | rel. | K/BB |
|-------|------|------|------|------|------|---------|-------|-------|------|------|-------|-----|-----|-----|------|------|------|------|------|------|
| 1984  |      |      |      |      |      |         |       |       |      |      |       |     |     |     |      |      |      |      |      |      |
| 1985  |      |      |      |      |      |         |       |       |      |      |       |     |     |     |      |      |      |      |      |      |
| 1986  |      |      |      |      |      |         |       |       |      |      |       |     |     |     |      |      |      |      |      |      |
| 1987  |      |      |      |      |      |         |       |       |      |      |       |     |     |     |      |      |      |      |      |      |
| 1988  |      |      |      |      |      |         |       |       |      |      |       |     |     |     |      |      |      |      |      |      |
| 1989  |      |      |      |      |      |         |       |       |      |      |       |     |     |     |      |      |      |      |      |      |
| 1990  |      |      |      |      |      |         |       |       |      |      |       |     |     |     |      |      |      |      |      |      |
| 1991  |      |      |      |      |      |         |       |       |      |      |       |     |     |     |      |      |      |      |      |      |
| 1992  |      |      |      |      |      |         |       |       |      |      |       |     |     |     |      |      |      |      |      |      |
| 1993  |      |      |      |      |      |         |       |       |      |      |       |     |     |     |      |      |      |      |      |      |
| 1994  | 4.81 | 90   | 33   | 57   | .367 | 811.1   | 876   | 494   | 434  | 300  | 498   | 13  | 1   | 18  | 3.33 | 5.52 | 5.49 | .83  | 1.66 |      |
| 1995  | 4.80 | 90   | 39   | 51   | .433 | 815.2   | 900   | 506   | 435  | 285  | 560   | 19  | 6   | 8   | 3.14 | 6.18 | 5.62 | .90  | 1.96 |      |
| 1996  | 4.21 | 94   | 49   | 45   | .521 | 842.1   | 800   | 439   | 394  | 276  | 628   | 17  | 5   | 21  | 2.95 | 6.71 | 4.67 | 1.03 | 2.28 |      |
| 1997  | 4.74 | 94   | 37   | 57   | .394 | 836.0   | 818   | 480   | 440  | 325  | 691   | 13  | 5   | 20  | 3.50 | 7.44 | 5.11 | .95  | 2.13 |      |
| 1998  | 4.50 | 94   | 50   | 44   | .532 | 844.0   | 797   | 475   | 422  | 345  | 753   | 13  | 1   | 22  | 3.68 | 8.03 | 5.05 | .97  | 2.18 |      |
| 1999  | 4.06 | 94   | 46   | 48   | .489 | 844.1   | 767   | 429   | 381  | 328  | 765   | 21  | 5   | 17  | 3.50 | 8.15 | 4.56 | 1.09 | 2.33 |      |
| 2000  | 5.40 | 94   | 35   | 59   | .372 | 826.0   | 903   | 547   | 496  | 322  | 645   | 12  | 2   | 13  | 3.51 | 7.03 | 5.82 | .94  | 2.00 |      |
| 2001  | 4.82 | 94   | 47   | 47   | .500 | 845.2   | 771   | 498   | 453  | 401  | 697   | 16  | 4   | 22  | 4.27 | 7.42 | 5.30 | .97  | 1.74 |      |
| 2002  | 4.47 | 94   | 46   | 48   | .489 | 837.2   | 822   | 433   | 416  | 310  | 701   | 20  | 4   | 16  | 3.33 | 7.53 | 4.61 | 1.08 | 2.26 |      |
| 2003  | 4.14 | 94   | 46   | 48   | .489 | 841.1   | 761   | 413   | 387  | 231  | 613   | 13  | 5   | 22  | 2.47 | 6.56 | 4.39 | 1.05 | 2.65 |      |
| 2004  | 4.07 | 94   | 42   | 52   | .447 | 847.1   | 822   | 417   | 383  | 278  | 658   | 15  | 5   | 18  | 2.95 | 6.99 | 4.44 | 1.06 | 2.37 |      |
| 2005  | 4.85 | 94   | 49   | 45   | .521 | 828.1   | 789   | 473   | 446  | 288  | 589   | 21  | 9   | 19  | 3.13 | 6.40 | 5.03 | .98  | 2.05 |      |
| 2006  | 4.30 | 94   | 48   | 46   | .511 | 846.1   | 796   | 427   | 404  | 249  | 658   | 14  | 1   | 19  | 2.65 | 7.00 | 4.54 | 1.01 | 2.64 |      |
| 2007  | 4.35 | 94   | 50   | 44   | .532 | 840.2   | 796   | 433   | 406  | 257  | 689   | 18  | 4   | 26  | 2.75 | 7.38 | 4.61 | 1.07 | 2.68 |      |
| 2008  | 3.78 | 94   | 53   | 41   | .564 | 866.2   | 732   | 381   | 364  | 303  | 711   | 14  | 8   | 31  | 3.15 | 7.38 | 4.05 | 1.12 | 2.35 |      |
| 2009  | 3.67 | 94   | 56   | 38   | .596 | 832.2   | 626   | 368   | 340  | 291  | 715   | 18  | 7   | 29  | 3.15 | 7.73 | 3.91 | 1.16 | 2.46 |      |
| 2010  | 3.88 | 94   | 56   | 38   | .596 | 847.2   | 687   | 380   | 365  | 314  | 751   | 7   | 7   | 30  | 3.33 | 7.97 | 4.04 | 1.12 | 2.39 |      |
| 2011  | 3.22 | 94   | 51   | 43   | .543 | 838.1   | 653   | 326   | 300  | 234  | 744   | 13  | 10  | 31  | 2.51 | 7.99 | 3.47 | 1.18 | 3.18 |      |
| 2012  | 3.32 | 94   | 56   | 38   | .596 | 842.0   | 612   | 322   | 311  | 267  | 713   | 13  | 8   | 27  | 2.85 | 7.62 | 3.43 | 1.18 | 2.67 |      |
| 2013  | 3.66 | 94   | 52   | 42   | .553 | 858.1   | 704   | 373   | 349  | 229  | 850   | 9   | 8   | 24  | 2.40 | 8.91 | 3.97 | 1.07 | 3.71 |      |
| 2014  | 3.86 | 94   | 59   | 35   | .628 | 866.2   | 759   | 411   | 372  | 253  | 698   | 6   | 5   | 35  | 2.63 | 7.25 | 4.37 | .97  | 2.76 |      |
| 2015  | 3.35 | 94   | 50   | 44   | .532 | 862.2   | 724   | 357   | 321  | 224  | 836   | 8   | 4   | 23  | 2.34 | 8.72 | 3.80 | 1.02 | 3.73 |      |
| 2016  | 3.16 | 94   | 59   | 35   | .628 | 866.0   | 697   | 327   | 304  | 242  | 814   | 8   | 5   | 29  | 2.52 | 8.46 | 3.48 | 1.15 | 3.36 |      |
| 2017  | 3.51 | 94   | 53   | 41   | .564 | 848.0   | 731   | 352   | 331  | 264  | 882   | 4   | 3   | 29  | 2.80 | 9.36 | 3.74 | 1.20 | 3.34 |      |
| TOTAL | 4.12 | 2248 | 1162 | 1086 | .517 | 20236.0 | 18343 | 10061 | 9254 | 6816 | 16859 | 325 | 122 | 549 | 3.03 | 7.50 | 4.48 | 1.02 | 2.47 |      |

## SAN FRANCISCO GIANTS - CAREER HITTING TOTALS

| YEAR  | AVG  | GM   | AB     | R     | H     | RBI   | 2B   | 3B  | HR   | BB   | SO    | SB   | DP   | TB    | SLG  | OBA  | R/GM | rel. R/GM | run margin |
|-------|------|------|--------|-------|-------|-------|------|-----|------|------|-------|------|------|-------|------|------|------|-----------|------------|
| 1984  | .225 | 84   | 2879   | 363   | 648   | 341   | 123  | 18  | 94   | 283  | 476   | 74   | 57   | 1089  | .378 | .294 | 4.32 | .93       | -29        |
| 1985  | .239 | 84   | 2917   | 346   | 697   | 335   | 97   | 22  | 65   | 249  | 447   | 89   | 57   | 1033  | .354 | .299 | 4.12 | .93       | -82        |
| 1986  | .249 | 88   | 3085   | 336   | 768   | 293   | 122  | 27  | 58   | 243  | 414   | 74   | 68   | 1118  | .362 | .304 | 3.82 | .88       | -94        |
| 1987  | .241 | 88   | 3014   | 394   | 727   | 363   | 147  | 14  | 100  | 266  | 509   | 75   | 74   | 1202  | .399 | .303 | 4.48 | 1.00      | 37         |
| 1988  | .278 | 88   | 3138   | 446   | 871   | 418   | 140  | 24  | 101  | 219  | 506   | 109  | 67   | 1362  | .434 | .325 | 5.07 | .97       | 31         |
| 1989  | .207 | 88   | 2958   | 290   | 612   | 270   | 111  | 25  | 55   | 231  | 531   | 73   | 49   | 938   | .317 | .264 | 3.30 | .87       | -87        |
| 1990  | .218 | 88   | 3049   | 366   | 664   | 341   | 143  | 6   | 76   | 281  | 481   | 84   | 48   | 1047  | .343 | .284 | 4.16 | .96       | -5         |
| 1991  | .239 | 90   | 3140   | 380   | 751   | 362   | 159  | 19  | 83   | 233  | 475   | 66   | 68   | 1197  | .381 | .292 | 4.22 | .97       | 10         |
| 1992  | .220 | 90   | 3003   | 340   | 660   | 323   | 139  | 12  | 80   | 277  | 460   | 69   | 64   | 1063  | .354 | .286 | 3.78 | .92       | -60        |
| 1993  | .195 | 90   | 3001   | 258   | 586   | 241   | 130  | 22  | 52   | 221  | 523   | 64   | 68   | 916   | .305 | .250 | 2.87 | .72       | -129       |
| 1994  | .242 | 90   | 3095   | 397   | 750   | 379   | 108  | 25  | 100  | 260  | 503   | 80   | 84   | 1208  | .390 | .301 | 4.41 | .96       | -78        |
| 1995  | .250 | 90   | 3078   | 398   | 770   | 381   | 134  | 20  | 70   | 250  | 483   | 74   | 73   | 1154  | .375 | .306 | 4.42 | .88       | -152       |
| 1996  | .240 | 94   | 3213   | 449   | 771   | 429   | 138  | 14  | 135  | 280  | 597   | 72   | 66   | 1342  | .418 | .301 | 4.78 | .99       | -83        |
| 1997  | .231 | 94   | 3202   | 383   | 739   | 359   | 137  | 18  | 89   | 247  | 599   | 84   | 67   | 1179  | .368 | .286 | 4.07 | .84       | -181       |
| 1998  | .247 | 94   | 3200   | 373   | 791   | 361   | 167  | 18  | 65   | 282  | 573   | 58   | 68   | 1189  | .372 | .308 | 3.97 | .81       | -119       |
| 1999  | .263 | 94   | 3253   | 486   | 857   | 467   | 183  | 10  | 124  | 298  | 653   | 74   | 63   | 1432  | .440 | .325 | 5.17 | 1.04      | -45        |
| 2000  | .278 | 94   | 3305   | 567   | 920   | 551   | 192  | 31  | 136  | 366  | 619   | 59   | 75   | 1582  | .479 | .350 | 6.03 | 1.10      | 15         |
| 2001  | .251 | 94   | 3254   | 506   | 817   | 484   | 169  | 19  | 139  | 399  | 640   | 32   | 55   | 1441  | .443 | .333 | 5.38 | 1.05      | 40         |
| 2002  | .264 | 94   | 3296   | 517   | 869   | 504   | 202  | 19  | 149  | 298  | 667   | 78   | 48   | 1556  | .472 | .325 | 5.50 | 1.10      | 57         |
| 2003  | .249 | 94   | 3206   | 474   | 797   | 461   | 171  | 16  | 139  | 298  | 623   | 85   | 62   | 1417  | .442 | .313 | 5.04 | 1.10      | 86         |
| 2004  | .261 | 94   | 3249   | 465   | 848   | 455   | 160  | 27  | 119  | 276  | 557   | 65   | 60   | 1419  | .437 | .319 | 4.95 | 1.05      | 37         |
| 2005  | .244 | 94   | 3243   | 442   | 790   | 432   | 164  | 12  | 146  | 281  | 550   | 25   | 63   | 1416  | .437 | .304 | 4.70 | .96       | 30         |
| 2006  | .237 | 94   | 3175   | 371   | 754   | 366   | 165  | 8   | 118  | 276  | 522   | 49   | 54   | 1289  | .406 | .298 | 3.95 | .86       | -118       |
| 2007  | .266 | 94   | 3267   | 469   | 869   | 459   | 192  | 20  | 115  | 265  | 621   | 52   | 65   | 1446  | .443 | .321 | 4.99 | 1.01      | 95         |
| 2008  | .241 | 94   | 3170   | 445   | 765   | 432   | 215  | 23  | 122  | 271  | 640   | 15   | 70   | 1392  | .439 | .301 | 4.73 | 1.04      | 66         |
| 2009  | .242 | 94   | 3142   | 414   | 759   | 402   | 201  | 20  | 113  | 261  | 628   | 26   | 48   | 1339  | .426 | .300 | 4.40 | .97       | 34         |
| 2010  | .236 | 94   | 3152   | 389   | 744   | 376   | 195  | 15  | 104  | 254  | 622   | 22   | 72   | 1281  | .406 | .293 | 4.14 | .92       | -75        |
| 2011  | .233 | 94   | 3219   | 419   | 749   | 404   | 176  | 21  | 131  | 275  | 677   | 23   | 64   | 1360  | .422 | .293 | 4.46 | 1.09      | 53         |
| 2012  | .216 | 94   | 3131   | 322   | 677   | 312   | 148  | 12  | 81   | 277  | 729   | 29   | 63   | 1092  | .349 | .280 | 3.43 | .85       | -91        |
| 2013  | .229 | 94   | 3168   | 385   | 724   | 379   | 168  | 19  | 126  | 226  | 771   | 29   | 55   | 1308  | .413 | .280 | 4.10 | .96       | -24        |
| 2014  | .249 | 94   | 3211   | 466   | 800   | 456   | 164  | 21  | 137  | 284  | 758   | 39   | 55   | 1417  | .441 | .310 | 4.96 | 1.15      | 78         |
| 2015  | .220 | 94   | 3141   | 340   | 691   | 326   | 149  | 23  | 92   | 206  | 712   | 44   | 45   | 1162  | .370 | .268 | 3.62 | .94       | -169       |
| 2016  | .229 | 94   | 3121   | 338   | 716   | 326   | 173  | 29  | 76   | 243  | 745   | 39   | 46   | 1175  | .376 | .285 | 3.60 | .90       | -78        |
| 2017  | .231 | 94   | 3195   | 392   | 738   | 378   | 194  | 24  | 108  | 289  | 824   | 23   | 65   | 1304  | .408 | .295 | 4.17 | .93       | -104       |
| TOTAL | .240 | 3126 | 106870 | 13726 | 25689 | 13166 | 5376 | 653 | 3498 | 9165 | 20135 | 1953 | 2106 | 42865 | .401 | .300 | 4.39 | .96       | -1134      |

## SAN FRANCISCO GIANTS - CAREER PITCHING TOTALS

| YEAR  | ERA  | GM   | W    | L    | PCT  | IP      | H     | R     | ER    | BB   | SO    | CG  | SHO | SV  | BBA  | SOA  | R/GM | rel. R/GM | K/BB ratio |
|-------|------|------|------|------|------|---------|-------|-------|-------|------|-------|-----|-----|-----|------|------|------|-----------|------------|
| 1984  | 4.28 | 84   | 40   | 44   | .476 | 769.2   | 731   | 392   | 366   | 260  | 445   | 21  | 3   | 13  | 3.04 | 5.20 | 4.67 | 1.00      | 1.71       |
| 1985  | 4.61 | 84   | 31   | 53   | .369 | 756.2   | 728   | 428   | 388   | 236  | 465   | 9   | 2   | 16  | 2.81 | 5.53 | 5.10 | .87       | 1.97       |
| 1986  | 4.29 | 88   | 30   | 58   | .341 | 803.1   | 708   | 430   | 383   | 318  | 497   | 16  | 2   | 12  | 3.56 | 5.57 | 4.89 | .89       | 1.56       |
| 1987  | 3.59 | 88   | 50   | 38   | .568 | 799.1   | 629   | 357   | 319   | 253  | 580   | 27  | 1   | 14  | 2.85 | 6.53 | 4.06 | 1.11      | 2.29       |
| 1988  | 4.27 | 88   | 44   | 44   | .500 | 796.2   | 754   | 415   | 378   | 282  | 578   | 21  | 0   | 17  | 3.19 | 6.53 | 4.72 | 1.10      | 2.05       |
| 1989  | 3.76 | 88   | 34   | 54   | .386 | 795.2   | 708   | 377   | 332   | 240  | 586   | 15  | 9   | 15  | 2.71 | 6.63 | 4.28 | .88       | 2.44       |
| 1990  | 3.82 | 88   | 35   | 53   | .398 | 806.0   | 717   | 371   | 342   | 285  | 520   | 18  | 6   | 8   | 3.18 | 5.81 | 4.22 | 1.02      | 1.82       |
| 1991  | 3.37 | 90   | 45   | 45   | .500 | 827.1   | 753   | 370   | 310   | 270  | 523   | 23  | 3   | 14  | 2.94 | 5.69 | 4.11 | 1.06      | 1.94       |
| 1992  | 4.02 | 90   | 35   | 55   | .389 | 806.1   | 773   | 400   | 360   | 283  | 464   | 22  | 3   | 9   | 3.16 | 5.18 | 4.44 | .92       | 1.64       |
| 1993  | 3.72 | 90   | 27   | 63   | .300 | 812.1   | 716   | 387   | 336   | 268  | 532   | 14  | 3   | 11  | 2.97 | 5.89 | 4.30 | .92       | 1.99       |
| 1994  | 4.44 | 90   | 46   | 44   | .511 | 817.0   | 857   | 475   | 403   | 329  | 533   | 13  | 3   | 28  | 3.62 | 5.87 | 5.28 | .87       | 1.62       |
| 1995  | 5.57 | 90   | 31   | 59   | .344 | 791.2   | 915   | 550   | 490   | 330  | 599   | 11  | 3   | 10  | 3.75 | 6.81 | 6.11 | .83       | 1.82       |
| 1996  | 5.03 | 94   | 38   | 56   | .404 | 829.2   | 920   | 532   | 464   | 318  | 529   | 11  | 2   | 17  | 3.45 | 5.74 | 5.66 | .85       | 1.66       |
| 1997  | 5.51 | 94   | 28   | 66   | .298 | 832.1   | 926   | 564   | 510   | 375  | 605   | 11  | 2   | 13  | 4.05 | 6.54 | 6.00 | .81       | 1.61       |
| 1998  | 4.76 | 94   | 35   | 59   | .372 | 832.1   | 886   | 492   | 440   | 311  | 649   | 16  | 1   | 10  | 3.36 | 7.02 | 5.23 | .93       | 2.09       |
| 1999  | 5.07 | 94   | 43   | 51   | .457 | 838.2   | 885   | 531   | 472   | 334  | 592   | 13  | 0   | 18  | 3.58 | 6.35 | 5.65 | .88       | 1.77       |
| 2000  | 5.49 | 94   | 54   | 40   | .574 | 848.0   | 922   | 552   | 517   | 341  | 595   | 11  | 3   | 33  | 3.62 | 6.31 | 5.87 | .94       | 1.74       |
| 2001  | 4.73 | 94   | 55   | 39   | .585 | 849.1   | 834   | 466   | 446   | 333  | 605   | 20  | 4   | 19  | 3.53 | 6.41 | 4.96 | 1.04      | 1.82       |
| 2002  | 4.62 | 94   | 54   | 40   | .574 | 844.2   | 799   | 460   | 434   | 277  | 615   | 13  | 3   | 25  | 2.95 | 6.55 | 4.89 | 1.02      | 2.22       |
| 2003  | 3.91 | 94   | 59   | 35   | .628 | 852.2   | 750   | 388   | 370   | 264  | 606   | 21  | 7   | 22  | 2.79 | 6.40 | 4.13 | 1.11      | 2.30       |
| 2004  | 4.33 | 94   | 45   | 49   | .479 | 837.0   | 768   | 428   | 403   | 257  | 624   | 13  | 1   | 19  | 2.76 | 6.71 | 4.55 | 1.03      | 2.43       |
| 2005  | 4.14 | 94   | 47   | 47   | .500 | 853.0   | 761   | 412   | 392   | 253  | 625   | 23  | 11  | 15  | 2.67 | 6.59 | 4.38 | 1.12      | 2.47       |
| 2006  | 4.95 | 94   | 35   | 59   | .372 | 837.0   | 802   | 489   | 460   | 301  | 692   | 11  | 1   | 15  | 3.24 | 7.44 | 5.20 | .88       | 2.30       |
| 2007  | 3.70 | 94   | 59   | 35   | .628 | 851.0   | 723   | 374   | 350   | 264  | 693   | 15  | 5   | 31  | 2.79 | 7.33 | 3.98 | 1.23      | 2.63       |
| 2008  | 3.89 | 94   | 55   | 39   | .585 | 839.2   | 769   | 379   | 363   | 249  | 543   | 11  | 4   | 25  | 2.67 | 5.82 | 4.03 | 1.13      | 2.18       |
| 2009  | 3.83 | 94   | 53   | 41   | .564 | 840.0   | 697   | 380   | 357   | 318  | 693   | 13  | 8   | 25  | 3.41 | 7.43 | 4.04 | 1.13      | 2.18       |
| 2010  | 4.63 | 94   | 38   | 56   | .404 | 835.2   | 805   | 464   | 430   | 243  | 623   | 14  | 3   | 12  | 2.62 | 6.71 | 4.94 | .91       | 2.56       |
| 2011  | 3.52 | 94   | 54   | 40   | .574 | 869.1   | 751   | 366   | 340   | 231  | 695   | 11  | 5   | 24  | 2.39 | 7.20 | 3.89 | 1.05      | 3.01       |
| 2012  | 4.11 | 94   | 36   | 58   | .383 | 844.1   | 760   | 413   | 386   | 265  | 615   | 12  | 6   | 11  | 2.82 | 6.56 | 4.39 | .92       | 2.32       |
| 2013  | 3.91 | 94   | 51   | 43   | .543 | 854.1   | 786   | 409   | 371   | 265  | 646   | 12  | 6   | 21  | 2.79 | 6.81 | 4.35 | .98       | 2.44       |
| 2014  | 3.72 | 94   | 54   | 40   | .574 | 842.1   | 729   | 388   | 348   | 352  | 690   | 5   | 2   | 26  | 3.76 | 7.37 | 4.13 | 1.03      | 1.96       |
| 2015  | 5.05 | 94   | 31   | 63   | .330 | 827.2   | 920   | 509   | 464   | 302  | 662   | 8   | 2   | 15  | 3.28 | 7.20 | 5.41 | .71       | 2.19       |
| 2016  | 4.22 | 94   | 39   | 55   | .415 | 842.0   | 826   | 416   | 395   | 306  | 754   | 5   | 4   | 20  | 3.27 | 8.06 | 4.43 | .90       | 2.46       |
| 2017  | 4.95 | 94   | 38   | 56   | .404 | 843.2   | 887   | 496   | 464   | 326  | 783   | 6   | 4   | 13  | 3.48 | 8.35 | 5.28 | .85       | 2.40       |
| TOTAL | 4.35 | 3126 | 1449 | 1677 | .464 | 28126.2 | 26895 | 14860 | 13583 | 9839 | 20456 | 485 | 122 | 596 | 3.15 | 6.55 | 4.75 | .96       | 2.08       |

## MONTREAL EXPOS/WASHINGTON NATIONALS - CAREER HITTING TOTALS

| YEAR  | AVG  | GM   | AB    | R     | H     | RBI  | 2B   | 3B  | HR   | BB   | SO    | SB   | DP   | TB    | SLG  | OBA  | R/GM | R/GM | margin |
|-------|------|------|-------|-------|-------|------|------|-----|------|------|-------|------|------|-------|------|------|------|------|--------|
| 1984  |      |      |       |       |       |      |      |     |      |      |       |      |      |       |      |      |      |      | 0      |
| 1985  |      |      |       |       |       |      |      |     |      |      |       |      |      |       |      |      |      |      | 0      |
| 1986  |      |      |       |       |       |      |      |     |      |      |       |      |      |       |      |      |      |      | 0      |
| 1987  |      |      |       |       |       |      |      |     |      |      |       |      |      |       |      |      |      |      | 0      |
| 1988  |      |      |       |       |       |      |      |     |      |      |       |      |      |       |      |      |      |      | 0      |
| 1989  |      |      |       |       |       |      |      |     |      |      |       |      |      |       |      |      |      |      | 0      |
| 1990  |      |      |       |       |       |      |      |     |      |      |       |      |      |       |      |      |      |      | 0      |
| 1991  |      |      |       |       |       |      |      |     |      |      |       |      |      |       |      |      |      |      | 0      |
| 1992  |      |      |       |       |       |      |      |     |      |      |       |      |      |       |      |      |      |      | 0      |
| 1993  |      |      |       |       |       |      |      |     |      |      |       |      |      |       |      |      |      |      | 0      |
| 1994  | .216 | 90   | 3004  | 319   | 650   | 313  | 151  | 21  | 86   | 248  | 611   | 44   | 63   | 1101  | .367 | .276 | 3.54 | .77  | -293   |
| 1995  | .235 | 90   | 3021  | 354   | 709   | 326  | 137  | 16  | 63   | 266  | 554   | 67   | 77   | 1067  | .353 | .297 | 3.93 | .78  | -235   |
| 1996  | .246 | 94   | 3339  | 397   | 821   | 371  | 162  | 34  | 70   | 241  | 600   | 78   | 65   | 1261  | .378 | .297 | 4.22 | .88  | -89    |
| 1997  | .254 | 94   | 3210  | 419   | 815   | 392  | 146  | 19  | 97   | 268  | 544   | 62   | 51   | 1290  | .402 | .311 | 4.46 | .92  | -213   |
| 1998  | .240 | 94   | 3236  | 419   | 777   | 401  | 147  | 23  | 68   | 285  | 679   | 172  | 43   | 1174  | .363 | .302 | 4.46 | .91  | -75    |
| 1999  | .254 | 94   | 3262  | 501   | 829   | 484  | 154  | 17  | 110  | 289  | 623   | 77   | 39   | 1347  | .413 | .315 | 5.33 | 1.07 | 40     |
| 2000  | .262 | 94   | 3309  | 497   | 867   | 456  | 164  | 19  | 111  | 350  | 444   | 108  | 74   | 1402  | .424 | .333 | 5.29 | .96  | -82    |
| 2001  | .254 | 94   | 3290  | 475   | 835   | 442  | 194  | 19  | 117  | 349  | 594   | 67   | 56   | 1418  | .431 | .325 | 5.05 | .98  | -7     |
| 2002  | .235 | 94   | 3236  | 410   | 760   | 405  | 147  | 15  | 109  | 341  | 634   | 100  | 54   | 1264  | .391 | .308 | 4.36 | .87  | -94    |
| 2003  | .255 | 94   | 3236  | 475   | 824   | 458  | 159  | 17  | 134  | 265  | 602   | 65   | 63   | 1419  | .439 | .311 | 5.05 | 1.10 | 88     |
| 2004  | .219 | 94   | 3133  | 355   | 685   | 343  | 161  | 16  | 88   | 334  | 639   | 60   | 62   | 1142  | .365 | .294 | 3.78 | .80  | -58    |
| 2005  | .232 | 94   | 3174  | 402   | 736   | 391  | 192  | 17  | 101  | 332  | 625   | 56   | 77   | 1265  | .399 | .305 | 4.28 | .87  | -58    |
| 2006  | .262 | 94   | 3265  | 537   | 856   | 526  | 188  | 22  | 137  | 348  | 570   | 50   | 54   | 1499  | .459 | .333 | 5.71 | 1.25 | 189    |
| 2007  | .248 | 94   | 3295  | 453   | 817   | 435  | 174  | 20  | 126  | 280  | 543   | 58   | 56   | 1409  | .428 | .307 | 4.82 | .98  | 29     |
| 2008  | .256 | 94   | 3365  | 483   | 863   | 460  | 174  | 20  | 140  | 320  | 645   | 43   | 68   | 1497  | .445 | .321 | 5.14 | 1.13 | 135    |
| 2009  | .253 | 94   | 3221  | 476   | 816   | 459  | 197  | 12  | 123  | 338  | 618   | 52   | 71   | 1406  | .437 | .324 | 5.06 | 1.11 | 52     |
| 2010  | .238 | 94   | 3241  | 409   | 772   | 386  | 174  | 13  | 99   | 330  | 642   | 45   | 68   | 1269  | .392 | .309 | 4.35 | .96  | 62     |
| 2011  | .229 | 94   | 3168  | 401   | 725   | 388  | 149  | 12  | 127  | 321  | 666   | 60   | 67   | 1279  | .404 | .300 | 4.27 | 1.04 | 36     |
| 2012  | .231 | 94   | 3172  | 368   | 734   | 356  | 159  | 20  | 101  | 310  | 593   | 60   | 67   | 1236  | .390 | .300 | 3.91 | .97  | 5      |
| 2013  | .240 | 94   | 3219  | 419   | 772   | 403  | 193  | 20  | 117  | 267  | 650   | 59   | 47   | 1356  | .421 | .298 | 4.46 | 1.05 | 58     |
| 2014  | .237 | 94   | 3171  | 386   | 753   | 366  | 205  | 12  | 106  | 266  | 691   | 59   | 48   | 1300  | .410 | .296 | 4.11 | .96  | 13     |
| 2015  | .245 | 94   | 3173  | 387   | 777   | 377  | 192  | 14  | 92   | 250  | 698   | 82   | 52   | 1273  | .401 | .300 | 4.12 | 1.07 | 109    |
| 2016  | .213 | 94   | 3196  | 340   | 680   | 331  | 163  | 15  | 93   | 305  | 771   | 54   | 60   | 1152  | .360 | .281 | 3.62 | .91  | -7     |
| 2017  | .215 | 94   | 3165  | 343   | 679   | 332  | 162  | 8   | 133  | 244  | 797   | 19   | 58   | 1256  | .397 | .271 | 3.65 | .81  | 7      |
| TOTAL | .241 | 2248 | 77101 | 10025 | 18552 | 9601 | 4044 | 421 | 2548 | 7147 | 15033 | 1597 | 1440 | 31082 | .403 | .305 | 4.46 | .98  | -388   |

## MONTREAL EXPOS/WASHINGTON NATIONALS - CAREER PITCHING TOTALS

| YEAR  | ERA  | GM   | W    | L    | PCT  | IP      | H     | R     | ER   | BB   | SO    | CG  | SHO | SV  | BBA  | SOA  | R/GM | R/GM | rel. K/BB ratio |  |
|-------|------|------|------|------|------|---------|-------|-------|------|------|-------|-----|-----|-----|------|------|------|------|-----------------|--|
| 1984  |      |      |      |      |      |         |       |       |      |      |       |     |     |     |      |      |      |      |                 |  |
| 1985  |      |      |      |      |      |         |       |       |      |      |       |     |     |     |      |      |      |      |                 |  |
| 1986  |      |      |      |      |      |         |       |       |      |      |       |     |     |     |      |      |      |      |                 |  |
| 1987  |      |      |      |      |      |         |       |       |      |      |       |     |     |     |      |      |      |      |                 |  |
| 1988  |      |      |      |      |      |         |       |       |      |      |       |     |     |     |      |      |      |      |                 |  |
| 1989  |      |      |      |      |      |         |       |       |      |      |       |     |     |     |      |      |      |      |                 |  |
| 1990  |      |      |      |      |      |         |       |       |      |      |       |     |     |     |      |      |      |      |                 |  |
| 1991  |      |      |      |      |      |         |       |       |      |      |       |     |     |     |      |      |      |      |                 |  |
| 1992  |      |      |      |      |      |         |       |       |      |      |       |     |     |     |      |      |      |      |                 |  |
| 1993  |      |      |      |      |      |         |       |       |      |      |       |     |     |     |      |      |      |      |                 |  |
| 1994  | 6.01 | 90   | 21   | 69   | .233 | 811.0   | 1007  | 612   | 542  | 357  | 489   | 14  | 2   | 2   | 3.96 | 5.43 | 6.80 | .67  | 1.37            |  |
| 1995  | 5.74 | 90   | 27   | 63   | .300 | 794.1   | 905   | 589   | 507  | 336  | 563   | 7   | 1   | 16  | 3.81 | 6.38 | 6.54 | .77  | 1.68            |  |
| 1996  | 4.56 | 94   | 37   | 57   | .394 | 865.1   | 898   | 486   | 438  | 323  | 664   | 11  | 1   | 10  | 3.36 | 6.91 | 5.17 | .93  | 2.06            |  |
| 1997  | 6.33 | 94   | 32   | 62   | .340 | 826.1   | 1009  | 632   | 581  | 309  | 555   | 15  | 3   | 15  | 3.37 | 6.04 | 6.72 | .72  | 1.80            |  |
| 1998  | 4.85 | 94   | 43   | 51   | .457 | 857.2   | 897   | 494   | 462  | 354  | 567   | 15  | 1   | 19  | 3.71 | 5.95 | 5.26 | .93  | 1.60            |  |
| 1999  | 4.75 | 94   | 51   | 43   | .543 | 840.2   | 828   | 461   | 444  | 347  | 638   | 24  | 5   | 15  | 3.71 | 6.83 | 4.90 | 1.01 | 1.84            |  |
| 2000  | 5.46 | 94   | 36   | 58   | .383 | 840.1   | 854   | 579   | 510  | 415  | 548   | 25  | 0   | 12  | 4.44 | 5.87 | 6.16 | .89  | 1.32            |  |
| 2001  | 4.69 | 94   | 45   | 49   | .479 | 850.1   | 760   | 482   | 443  | 375  | 674   | 26  | 3   | 10  | 3.97 | 7.13 | 5.13 | 1.00 | 1.80            |  |
| 2002  | 4.93 | 94   | 42   | 52   | .447 | 849.2   | 821   | 504   | 465  | 393  | 620   | 14  | 3   | 20  | 4.16 | 6.57 | 5.36 | .93  | 1.58            |  |
| 2003  | 3.99 | 94   | 56   | 38   | .596 | 840.0   | 704   | 387   | 372  | 291  | 613   | 19  | 8   | 31  | 3.12 | 6.57 | 4.12 | 1.12 | 2.11            |  |
| 2004  | 4.11 | 94   | 45   | 49   | .479 | 840.2   | 792   | 413   | 384  | 285  | 569   | 18  | 6   | 21  | 3.05 | 6.09 | 4.39 | 1.07 | 2.00            |  |
| 2005  | 4.64 | 94   | 53   | 41   | .564 | 851.0   | 813   | 460   | 439  | 278  | 652   | 24  | 4   | 25  | 2.94 | 6.90 | 4.89 | 1.01 | 2.35            |  |
| 2006  | 3.58 | 94   | 63   | 31   | .670 | 852.0   | 661   | 348   | 339  | 274  | 718   | 25  | 5   | 13  | 2.89 | 7.58 | 3.70 | 1.24 | 2.62            |  |
| 2007  | 4.40 | 94   | 50   | 44   | .532 | 848.2   | 748   | 424   | 415  | 343  | 678   | 16  | 1   | 26  | 3.64 | 7.19 | 4.51 | 1.09 | 1.98            |  |
| 2008  | 3.44 | 94   | 55   | 39   | .585 | 868.0   | 706   | 348   | 332  | 248  | 638   | 26  | 5   | 21  | 2.57 | 6.62 | 3.70 | 1.23 | 2.57            |  |
| 2009  | 4.40 | 94   | 47   | 47   | .500 | 834.1   | 841   | 424   | 408  | 298  | 665   | 23  | 6   | 12  | 3.21 | 7.17 | 4.51 | 1.01 | 2.23            |  |
| 2010  | 3.48 | 94   | 51   | 43   | .543 | 847.2   | 692   | 347   | 328  | 277  | 697   | 12  | 2   | 24  | 2.94 | 7.40 | 3.69 | 1.22 | 2.52            |  |
| 2011  | 3.74 | 94   | 48   | 46   | .511 | 845.2   | 700   | 365   | 351  | 301  | 698   | 9   | 2   | 24  | 3.20 | 7.43 | 3.88 | 1.05 | 2.32            |  |
| 2012  | 3.69 | 94   | 50   | 44   | .532 | 846.0   | 732   | 363   | 347  | 271  | 719   | 13  | 5   | 26  | 2.88 | 7.65 | 3.86 | 1.05 | 2.65            |  |
| 2013  | 3.68 | 94   | 51   | 43   | .543 | 847.1   | 717   | 361   | 346  | 231  | 700   | 14  | 4   | 27  | 2.45 | 7.44 | 3.84 | 1.11 | 3.03            |  |
| 2014  | 3.72 | 94   | 47   | 47   | .500 | 838.0   | 687   | 373   | 346  | 258  | 761   | 9   | 3   | 21  | 2.77 | 8.17 | 3.97 | 1.07 | 2.95            |  |
| 2015  | 2.90 | 94   | 59   | 35   | .628 | 840.0   | 593   | 278   | 271  | 207  | 727   | 12  | 3   | 29  | 2.22 | 7.79 | 2.96 | 1.31 | 3.51            |  |
| 2016  | 3.43 | 94   | 44   | 50   | .468 | 860.2   | 683   | 347   | 328  | 215  | 809   | 11  | 6   | 13  | 2.25 | 8.46 | 3.69 | 1.08 | 3.76            |  |
| 2017  | 3.37 | 94   | 49   | 45   | .521 | 855.1   | 708   | 336   | 320  | 241  | 846   | 8   | 6   | 26  | 2.54 | 8.90 | 3.57 | 1.25 | 3.51            |  |
| TOTAL | 4.32 | 2248 | 1102 | 1146 | .490 | 20251.0 | 18756 | 10413 | 9718 | 7227 | 15808 | 390 | 85  | 458 | 3.21 | 7.03 | 4.63 | .99  | 2.19            |  |

D.V.A.L. TEAM vs. TEAM RECORDS

|     | ATL |     | CHI |     | CIN |     | LA  |     | MIL |     | NYM |     | PHI |     | PIT |     | STL |     | SD  |     | SF  |     | WAS |     | TOTAL |      |   |   |
|-----|-----|-----|-----|-----|-----|-----|-----|-----|-----|-----|-----|-----|-----|-----|-----|-----|-----|-----|-----|-----|-----|-----|-----|-----|-------|------|---|---|
|     | W   | L   | W   | L   | W   | L   | W   | L   | W   | L   | W   | L   | W   | L   | W   | L   | W   | L   | W   | L   | W   | L   | W   | L   | W     | L    | W | L |
| ATL | ##  | ##  | 151 | 173 | 135 | 169 | 131 | 168 | 107 | 119 | 144 | 156 | 167 | 154 | 144 | 161 | 138 | 195 | 84  | 114 | 168 | 152 | 108 | 88  | 1477  | 1649 |   |   |
| CHI | 173 | 151 | ##  | ##  | 137 | 187 | 141 | 172 | 125 | 117 | 138 | 155 | 160 | 152 | 155 | 148 | 113 | 174 | 98  | 114 | 167 | 154 | 108 | 87  | 1515  | 1611 |   |   |
| CIN | 169 | 135 | 187 | 137 | ##  | ##  | 176 | 152 | 138 | 88  | 155 | 118 | 191 | 125 | 173 | 147 | 183 | 137 | 108 | 91  | 187 | 113 | 112 | 104 | 1779  | 1347 |   |   |
| LA  | 168 | 131 | 172 | 141 | 152 | 176 | ##  | ##  | 107 | 135 | 173 | 119 | 177 | 132 | 185 | 132 | 145 | 159 | 89  | 109 | 162 | 154 | 105 | 103 | 1635  | 1491 |   |   |
| MIL | 119 | 107 | 117 | 125 | 88  | 138 | 135 | 107 | ##  | ##  | 125 | 112 | 118 | 111 | 132 | 101 | 112 | 132 | 108 | 103 | 122 | 103 | 105 | 98  | 1281  | 1237 |   |   |
| NYM | 156 | 144 | 155 | 138 | 118 | 155 | 119 | 173 | 112 | 125 | ##  | ##  | 149 | 143 | 152 | 128 | 125 | 168 | 101 | 102 | 153 | 143 | 103 | 96  | 1443  | 1515 |   |   |
| PHI | 154 | 167 | 152 | 160 | 125 | 191 | 132 | 177 | 111 | 118 | 143 | 149 | ##  | ##  | 147 | 169 | 145 | 164 | 103 | 105 | 159 | 145 | 102 | 108 | 1473  | 1653 |   |   |
| PIT | 161 | 144 | 148 | 155 | 147 | 173 | 132 | 185 | 101 | 132 | 128 | 152 | 169 | 147 | ##  | ##  | 165 | 152 | 93  | 123 | 149 | 159 | 85  | 126 | 1478  | 1648 |   |   |
| STL | 195 | 138 | 174 | 113 | 137 | 183 | 159 | 145 | 132 | 112 | 168 | 125 | 164 | 145 | 152 | 165 | ##  | ##  | 109 | 86  | 189 | 128 | 117 | 90  | 1696  | 1430 |   |   |
| SD  | 114 | 84  | 114 | 98  | 91  | 108 | 109 | 89  | 103 | 108 | 102 | 101 | 105 | 103 | 123 | 93  | 86  | 109 | ##  | ##  | 112 | 100 | 103 | 93  | 1162  | 1086 |   |   |
| SF  | 152 | 168 | 154 | 167 | 113 | 187 | 154 | 162 | 103 | 122 | 143 | 153 | 145 | 159 | 159 | 149 | 128 | 189 | 100 | 112 | ##  | ##  | 98  | 109 | 1449  | 1677 |   |   |
| WAS | 88  | 108 | 87  | 108 | 104 | 112 | 103 | 105 | 98  | 105 | 96  | 103 | 108 | 102 | 126 | 85  | 90  | 117 | 93  | 103 | 109 | 98  | ##  | ##  | 1102  | 1146 |   |   |

|     | ATL   | CHI   | CIN   | LA    | MIL   | NYM   | PHI   | PIT   | STL   | SD    | SF    | WAS   | TOTAL |
|-----|-------|-------|-------|-------|-------|-------|-------|-------|-------|-------|-------|-------|-------|
|     | PCT   | PCT   | PCT   | PCT   | PCT   | PCT   | PCT   | PCT   | PCT   | PCT   | PCT   | PCT   | PCT   |
| ATL | XXXXX | .466  | .444  | .438  | .473  | .480  | .520  | .472  | .414  | .424  | .525  | .551  | .472  |
| CHI | .534  | XXXXX | .423  | .450  | .517  | .471  | .513  | .512  | .394  | .462  | .520  | .554  | .485  |
| CIN | .556  | .577  | XXXXX | .537  | .611  | .568  | .604  | .541  | .572  | .543  | .623  | .519  | .569  |
| LA  | .562  | .550  | .463  | XXXXX | .442  | .592  | .573  | .584  | .477  | .449  | .513  | .505  | .523  |
| MIL | .527  | .483  | .389  | .558  | XXXXX | .527  | .515  | .567  | .459  | .512  | .542  | .517  | .509  |
| NYM | .520  | .529  | .432  | .408  | .473  | XXXXX | .510  | .543  | .427  | .498  | .517  | .518  | .488  |
| PHI | .480  | .487  | .396  | .427  | .485  | .490  | XXXXX | .465  | .469  | .495  | .523  | .486  | .471  |
| PIT | .528  | .488  | .459  | .416  | .433  | .457  | .535  | XXXXX | .521  | .431  | .484  | .403  | .473  |
| STL | .586  | .606  | .428  | .523  | .541  | .573  | .531  | .479  | XXXXX | .559  | .596  | .565  | .543  |
| SD  | .576  | .538  | .457  | .551  | .488  | .502  | .505  | .569  | .441  | XXXXX | .528  | .526  | .517  |
| SF  | .475  | .480  | .377  | .487  | .458  | .483  | .477  | .516  | .404  | .472  | XXXXX | .473  | .464  |
| WAS | .449  | .446  | .481  | .495  | .483  | .482  | .514  | .597  | .435  | .474  | .527  | XXXXX | .490  |

|     | Toughest Nemesis |      | Easiest Pushover |      |
|-----|------------------|------|------------------|------|
|     | Team             | Pct. | Team             | Pct. |
| ATL | STL              | .414 | WAS              | .551 |
| CHI | STL              | .394 | WAS              | .554 |
| CIN | WAS              | .519 | SF               | .623 |
| LA  | MIL              | .442 | NYM              | .592 |
| MIL | CIN              | .389 | PIT              | .567 |
| NYM | LA               | .408 | PIT              | .543 |
| PHI | CIN              | .396 | SF               | .523 |
| PIT | WAS              | .403 | PHI              | .535 |
| STL | CIN              | .428 | CHI              | .606 |
| SD  | STL              | .441 | ATL              | .576 |
| SF  | CIN              | .377 | PIT              | .516 |
| WAS | STL              | .435 | PIT              | .597 |

|     | Total Career Games Against Each Opponent |     |     |     |     |     |     |     |     |     |     |     |  |
|-----|--|-----|-----|-----|-----|-----|-----|-----|-----|-----|-----|-----|--|
|     | ATL                                      | CHI | CIN | LA  | MIL | NYM | PHI | PIT | STL | SD  | SF  | WAS |  |
| ATL | XXX                                      | 324 | 304 | 299 | 226 | 300 | 321 | 305 | 333 | 198 | 320 | 196 |  |
| CHI | 324                                      | XXX | 324 | 313 | 242 | 293 | 312 | 303 | 287 | 212 | 321 | 195 |  |
| CIN | 304                                      | 324 | XXX | 328 | 226 | 273 | 316 | 320 | 320 | 199 | 300 | 216 |  |
| LA  | 299                                      | 313 | 328 | XXX | 242 | 292 | 309 | 317 | 304 | 198 | 316 | 208 |  |
| MIL | 226                                      | 242 | 226 | 242 | XXX | 237 | 229 | 233 | 244 | 211 | 225 | 203 |  |
| NYM | 300                                      | 293 | 273 | 292 | 237 | XXX | 292 | 280 | 293 | 203 | 296 | 199 |  |
| PHI | 321                                      | 312 | 316 | 309 | 229 | 292 | XXX | 316 | 309 | 208 | 304 | 210 |  |
| PIT | 305                                      | 303 | 320 | 317 | 233 | 280 | 316 | XXX | 317 | 216 | 308 | 211 |  |
| STL | 333                                      | 287 | 320 | 304 | 244 | 293 | 309 | 317 | XXX | 195 | 317 | 207 |  |
| SD  | 198                                      | 212 | 199 | 198 | 211 | 203 | 208 | 216 | 195 | XXX | 212 | 196 |  |
| SF  | 320                                      | 321 | 300 | 316 | 225 | 296 | 304 | 308 | 317 | 212 | XXX | 207 |  |
| WAS | 196                                      | 195 | 216 | 208 | 203 | 199 | 210 | 211 | 207 | 196 | 207 | XXX |  |

D.V.A.L. TEAM vs. TEAM RECORDS

| ATL  | ATL |    | CHI |     | CIN |     | LA  |     | MIL |     | NYM |     | PHI |     | PIT |     | STL |     | SD  |     | SF  |     | WAS |     | TOTAL |      |
|------|-----|----|-----|-----|-----|-----|-----|-----|-----|-----|-----|-----|-----|-----|-----|-----|-----|-----|-----|-----|-----|-----|-----|-----|-------|------|
|      | W   | L  | W   | L   | W   | L   | W   | L   | W   | L   | W   | L   | W   | L   | W   | L   | W   | L   | W   | L   | W   | L   | W   | L   | W     | L    |
| 1984 | XX  | XX | 10  | 2   | 7   | 5   | 6   | 6   | --- | --- | --- | --- | 8   | 4   | 8   | 4   | 6   | 6   | --- | --- | 7   | 5   | --- | --- | 52    | 32   |
| 1985 | XX  | XX | 4   | 8   | 4   | 8   | 7   | 5   | --- | --- | --- | --- | 9   | 3   | 6   | 6   | 3   | 9   | --- | --- | 9   | 3   | --- | --- | 42    | 42   |
| 1986 | XX  | XX | 7   | 4   | 4   | 7   | 5   | 6   | --- | --- | 7   | 4   | 8   | 3   | 4   | 7   | 4   | 7   | --- | --- | 7   | 4   | --- | --- | 46    | 42   |
| 1987 | XX  | XX | 3   | 8   | 4   | 7   | 5   | 6   | --- | --- | 5   | 6   | 6   | 5   | 2   | 9   | 3   | 8   | --- | --- | 4   | 7   | --- | --- | 32    | 56   |
| 1988 | XX  | XX | 4   | 7   | 4   | 7   | 5   | 6   | --- | --- | 7   | 4   | 4   | 7   | 6   | 5   | 5   | 6   | --- | --- | 4   | 7   | --- | --- | 39    | 49   |
| 1989 | XX  | XX | 6   | 5   | 4   | 7   | 4   | 7   | --- | --- | 4   | 7   | 5   | 6   | 3   | 8   | 6   | 5   | --- | --- | 7   | 4   | --- | --- | 39    | 49   |
| 1990 | XX  | XX | 7   | 4   | 3   | 8   | 3   | 8   | --- | --- | 2   | 9   | 9   | 2   | 6   | 5   | 1   | 10  | --- | --- | 11  | 0   | --- | --- | 42    | 46   |
| 1991 | XX  | XX | 0   | 10  | 3   | 7   | 4   | 6   | 6   | 4   | 6   | 4   | 7   | 3   | 5   | 5   | 6   | 4   | --- | --- | 6   | 4   | --- | --- | 43    | 47   |
| 1992 | XX  | XX | 3   | 7   | 3   | 7   | 4   | 6   | 5   | 5   | 2   | 8   | 4   | 6   | 6   | 4   | 2   | 8   | --- | --- | 5   | 5   | --- | --- | 34    | 56   |
| 1993 | XX  | XX | 3   | 7   | 3   | 7   | 3   | 7   | 4   | 6   | 3   | 7   | 5   | 5   | 0   | 10  | 3   | 7   | --- | --- | 6   | 4   | --- | --- | 30    | 60   |
| 1994 | XX  | XX | 1   | 4   | 2   | 3   | 0   | 5   | 6   | 4   | 4   | 6   | 5   | 5   | 2   | 8   | 5   | 5   | 2   | 3   | 4   | 6   | 8   | 2   | 39    | 51   |
| 1995 | XX  | XX | 6   | 4   | 4   | 6   | 5   | 0   | 6   | 4   | 2   | 3   | 5   | 5   | 7   | 3   | 7   | 3   | 4   | 1   | 5   | 0   | 7   | 3   | 58    | 32   |
| 1996 | XX  | XX | 2   | 4   | 4   | 2   | 4   | 6   | 1   | 9   | 5   | 5   | 5   | 5   | 1   | 5   | 1   | 9   | 4   | 6   | 2   | 4   | 7   | 3   | 36    | 58   |
| 1997 | XX  | XX | 7   | 3   | 2   | 4   | 2   | 8   | 3   | 3   | 5   | 5   | 8   | 2   | 4   | 6   | 7   | 3   | 3   | 3   | 7   | 3   | 2   | 4   | 50    | 44   |
| 1998 | XX  | XX | 7   | 3   | 8   | 2   | 5   | 5   | 3   | 3   | 2   | 4   | 2   | 4   | 6   | 4   | 4   | 6   | 6   | 4   | 7   | 3   | 4   | 2   | 54    | 40   |
| 1999 | XX  | XX | 6   | 4   | 6   | 4   | 6   | 4   | 5   | 5   | 7   | 3   | 7   | 3   | 7   | 3   | 3   | 3   | 5   | 1   | 4   | 2   | 4   | 2   | 60    | 34   |
| 2000 | XX  | XX | 4   | 2   | 6   | 4   | 0   | 6   | 4   | 2   | 5   | 1   | 5   | 5   | 7   | 3   | 2   | 8   | 8   | 2   | 4   | 6   | 7   | 3   | 52    | 42   |
| 2001 | XX  | XX | 3   | 7   | 4   | 6   | 3   | 3   | 4   | 2   | 9   | 1   | 6   | 4   | 6   | 0   | 4   | 6   | 3   | 3   | 7   | 3   | 4   | 6   | 53    | 41   |
| 2002 | XX  | XX | 2   | 8   | 4   | 2   | 4   | 6   | 4   | 2   | 2   | 4   | 5   | 5   | 2   | 4   | 4   | 6   | 6   | 4   | 2   | 8   | 5   | 5   | 40    | 54   |
| 2003 | XX  | XX | 6   | 4   | 3   | 7   | 6   | 4   | 4   | 6   | 3   | 7   | 3   | 7   | 5   | 5   | 3   | 3   | 2   | 4   | 1   | 5   | 3   | 3   | 39    | 55   |
| 2004 | XX  | XX | 3   | 7   | 4   | 2   | 1   | 9   | 1   | 5   | 3   | 7   | 4   | 6   | 2   | 4   | 3   | 7   | 5   | 5   | 5   | 5   | 4   | 2   | 35    | 59   |
| 2005 | XX  | XX | 8   | 2   | 3   | 3   | 0   | 6   | 4   | 2   | 5   | 5   | 4   | 2   | 3   | 7   | 5   | 5   | 4   | 6   | 3   | 7   | 3   | 7   | 42    | 52   |
| 2006 | XX  | XX | 5   | 5   | 2   | 4   | 4   | 6   | 2   | 4   | 7   | 3   | 1   | 5   | 2   | 4   | 6   | 4   | 2   | 8   | 6   | 4   | 4   | 6   | 41    | 53   |
| 2007 | XX  | XX | 2   | 4   | 4   | 6   | 2   | 4   | 4   | 6   | 6   | 4   | 4   | 6   | 5   | 1   | 1   | 9   | 3   | 7   | 4   | 6   | 2   | 4   | 37    | 57   |
| 2008 | XX  | XX | 4   | 6   | 6   | 4   | 3   | 3   | 5   | 5   | 5   | 5   | 3   | 3   | 4   | 6   | 3   | 3   | 2   | 4   | 3   | 7   | 4   | 6   | 42    | 52   |
| 2009 | XX  | XX | 2   | 4   | 5   | 5   | 4   | 6   | 5   | 5   | 8   | 2   | 6   | 4   | 4   | 2   | 3   | 3   | 5   | 5   | 3   | 7   | 4   | 2   | 49    | 45   |
| 2010 | XX  | XX | 6   | 4   | 6   | 4   | 5   | 1   | 4   | 6   | 6   | 4   | 4   | 6   | 5   | 5   | 6   | 4   | 1   | 5   | 3   | 3   | 4   | 2   | 50    | 44   |
| 2011 | XX  | XX | 5   | 1   | 3   | 3   | 5   | 5   | 2   | 8   | 3   | 3   | 5   | 5   | 3   | 3   | 2   | 8   | 3   | 7   | 3   | 7   | 7   | 3   | 41    | 53   |
| 2012 | XX  | XX | 4   | 6   | 6   | 4   | 2   | 4   | 4   | 2   | 4   | 6   | 3   | 3   | 7   | 3   | 4   | 6   | 6   | 4   | 4   | 2   | 4   | 6   | 48    | 46   |
| 2013 | XX  | XX | 2   | 8   | 2   | 4   | 3   | 3   | 4   | 6   | 4   | 6   | 4   | 6   | 2   | 4   | 5   | 5   | 2   | 8   | 3   | 7   | 4   | 2   | 35    | 59   |
| 2014 | XX  | XX | 6   | 4   | 3   | 3   | 8   | 2   | 3   | 3   | 2   | 8   | 6   | 4   | 5   | 5   | 7   | 3   | 0   | 6   | 2   | 4   | 5   | 5   | 47    | 47   |
| 2015 | XX  | XX | 4   | 6   | 1   | 5   | 4   | 2   | 5   | 5   | 5   | 5   | 2   | 8   | 1   | 5   | 7   | 3   | 3   | 7   | 6   | 4   | 4   | 2   | 42    | 52   |
| 2016 | XX  | XX | 5   | 5   | 3   | 7   | 5   | 1   | 6   | 4   | 4   | 6   | 1   | 5   | 3   | 3   | 4   | 6   | 3   | 3   | 5   | 5   | 6   | 4   | 45    | 49   |
| 2017 | XX  | XX | 4   | 6   | 5   | 5   | 4   | 6   | 3   | 3   | 2   | 4   | 4   | 2   | 5   | 5   | 3   | 7   | 2   | 8   | 9   | 1   | 2   | 4   | 43    | 51   |
|      | 0   | 0  | 151 | 173 | 135 | 169 | 131 | 168 | 107 | 119 | 144 | 156 | 167 | 154 | 144 | 161 | 138 | 195 | 84  | 114 | 168 | 152 | 108 | 88  | 1477  | 1649 |



D.V.A.L. TEAM vs. TEAM RECORDS

| CHI  | ATL |    | CHI |    | CIN |   | LA |   | MIL |     | NYM |     | PHI |   | PIT |   | STL |    | SD  |     | SF |    | WAS |     | TOTAL |    |
|------|-----|----|-----|----|-----|---|----|---|-----|-----|-----|-----|-----|---|-----|---|-----|----|-----|-----|----|----|-----|-----|-------|----|
|      | W   | L  | W   | L  | W   | L | W  | L | W   | L   | W   | L   | W   | L | W   | L | W   | L  | W   | L   | W  | L  | W   | L   | W     | L  |
| 1984 | 2   | 10 | XX  | XX | 6   | 6 | 4  | 8 | --- | --- | --- | --- | 6   | 6 | 9   | 3 | 1   | 11 | --- | --- | 7  | 5  | --- | --- | 35    | 49 |
| 1985 | 8   | 4  | XX  | XX | 6   | 6 | 5  | 7 | --- | --- | --- | --- | 9   | 3 | 6   | 6 | 1   | 11 | --- | --- | 7  | 5  | --- | --- | 42    | 42 |
| 1986 | 4   | 7  | XX  | XX | 5   | 6 | 8  | 3 | --- | --- | 7   | 4   | 7   | 4 | 8   | 3 | 6   | 5  | --- | --- | 8  | 3  | --- | --- | 53    | 35 |
| 1987 | 8   | 3  | XX  | XX | 4   | 7 | 5  | 6 | --- | --- | 6   | 5   | 7   | 4 | 5   | 6 | 6   | 5  | --- | --- | 7  | 4  | --- | --- | 48    | 40 |
| 1988 | 7   | 4  | XX  | XX | 4   | 7 | 4  | 7 | --- | --- | 6   | 5   | 6   | 5 | 6   | 5 | 4   | 7  | --- | --- | 8  | 3  | --- | --- | 45    | 43 |
| 1989 | 5   | 6  | XX  | XX | 3   | 8 | 7  | 4 | --- | --- | 3   | 8   | 6   | 5 | 6   | 5 | 7   | 4  | --- | --- | 8  | 3  | --- | --- | 45    | 43 |
| 1990 | 4   | 7  | XX  | XX | 6   | 5 | 6  | 5 | --- | --- | 5   | 6   | 7   | 4 | 5   | 6 | 6   | 5  | --- | --- | 5  | 6  | --- | --- | 44    | 44 |
| 1991 | 10  | 0  | XX  | XX | 3   | 7 | 6  | 4 | 8   | 2   | 3   | 7   | 6   | 4 | 6   | 4 | 5   | 5  | --- | --- | 5  | 5  | --- | --- | 52    | 38 |
| 1992 | 7   | 3  | XX  | XX | 3   | 7 | 5  | 5 | 4   | 6   | 5   | 5   | 6   | 4 | 4   | 6 | 6   | 4  | --- | --- | 10 | 0  | --- | --- | 50    | 40 |
| 1993 | 7   | 3  | XX  | XX | 3   | 7 | 2  | 8 | 7   | 3   | 5   | 5   | 3   | 7 | 4   | 6 | 3   | 7  | --- | --- | 10 | 0  | --- | --- | 44    | 46 |
| 1994 | 4   | 1  | XX  | XX | 1   | 4 | 3  | 7 | 6   | 4   | 5   | 5   | 5   | 5 | 1   | 4 | 3   | 2  | 6   | 4   | 6  | 4  | 9   | 1   | 49    | 41 |
| 1995 | 4   | 6  | XX  | XX | 4   | 6 | 4  | 6 | 4   | 6   | 3   | 7   | 2   | 3 | 1   | 4 | 2   | 3  | 4   | 6   | 5  | 5  | 3   | 2   | 36    | 54 |
| 1996 | 4   | 2  | XX  | XX | 1   | 5 | 3  | 7 | 3   | 7   | 4   | 6   | 1   | 5 | 4   | 6 | 4   | 6  | 4   | 6   | 2  | 4  | 4   | 6   | 34    | 60 |
| 1997 | 3   | 7  | XX  | XX | 5   | 5 | 3  | 3 | 3   | 7   | 2   | 4   | 5   | 5 | 4   | 6 | 1   | 5  | 6   | 4   | 1  | 5  | 7   | 3   | 40    | 54 |
| 1998 | 3   | 7  | XX  | XX | 1   | 5 | 4  | 6 | 2   | 8   | 4   | 6   | 2   | 8 | 1   | 5 | 2   | 4  | 4   | 6   | 1  | 5  | 2   | 8   | 26    | 68 |
| 1999 | 4   | 6  | XX  | XX | 3   | 3 | 5  | 5 | 2   | 4   | 0   | 6   | 0   | 6 | 1   | 9 | 2   | 8  | 6   | 4   | 3  | 7  | 4   | 6   | 30    | 64 |
| 2000 | 2   | 4  | XX  | XX | 4   | 6 | 4  | 6 | 2   | 4   | 2   | 4   | 6   | 4 | 5   | 5 | 1   | 5  | 5   | 5   | 2  | 8  | 4   | 6   | 37    | 57 |
| 2001 | 7   | 3  | XX  | XX | 3   | 7 | 4  | 2 | 4   | 6   | 5   | 5   | 5   | 5 | 3   | 3 | 3   | 3  | 3   | 3   | 0  | 10 | 6   | 4   | 43    | 51 |
| 2002 | 8   | 2  | XX  | XX | 2   | 4 | 3  | 7 | 5   | 1   | 5   | 5   | 5   | 5 | 5   | 1 | 4   | 6  | 3   | 7   | 6  | 4  | 5   | 1   | 51    | 43 |
| 2003 | 4   | 6  | XX  | XX | 4   | 6 | 1  | 5 | 0   | 6   | 2   | 4   | 5   | 5 | 3   | 3 | 1   | 9  | 2   | 8   | 1  | 9  | 4   | 6   | 27    | 67 |
| 2004 | 7   | 3  | XX  | XX | 8   | 2 | 5  | 1 | 3   | 7   | 8   | 2   | 4   | 2 | 9   | 1 | 4   | 2  | 5   | 5   | 4  | 2  | 7   | 3   | 64    | 30 |
| 2005 | 2   | 8  | XX  | XX | 4   | 6 | 1  | 9 | 2   | 8   | 2   | 4   | 2   | 8 | 5   | 1 | 0   | 6  | 6   | 4   | 3  | 7  | 3   | 3   | 30    | 64 |
| 2006 | 5   | 5  | XX  | XX | 3   | 7 | 1  | 5 | 4   | 6   | 1   | 5   | 4   | 6 | 2   | 8 | 3   | 7  | 3   | 3   | 6  | 4  | 1   | 5   | 33    | 61 |
| 2007 | 4   | 2  | XX  | XX | 3   | 7 | 4  | 2 | 8   | 2   | 6   | 4   | 4   | 6 | 7   | 3 | 2   | 4  | 7   | 3   | 4  | 6  | 3   | 3   | 52    | 42 |
| 2008 | 6   | 4  | XX  | XX | 7   | 3 | 6  | 4 | 4   | 2   | 5   | 5   | 8   | 2 | 4   | 2 | 9   | 1  | 5   | 5   | 4  | 2  | 3   | 3   | 61    | 33 |
| 2009 | 4   | 2  | XX  | XX | 2   | 8 | 9  | 1 | 7   | 3   | 6   | 4   | 5   | 5 | 5   | 1 | 3   | 3  | 6   | 4   | 5  | 5  | 5   | 1   | 57    | 37 |
| 2010 | 4   | 6  | XX  | XX | 2   | 8 | 2  | 4 | 7   | 3   | 1   | 9   | 4   | 2 | 8   | 2 | 6   | 4  | 2   | 4   | 5  | 5  | 4   | 2   | 45    | 49 |
| 2011 | 1   | 5  | XX  | XX | 7   | 3 | 2  | 4 | 8   | 2   | 9   | 1   | 7   | 3 | 3   | 7 | 2   | 4  | 2   | 4   | 4  | 6  | 6   | 4   | 51    | 43 |
| 2012 | 6   | 4  | XX  | XX | 7   | 3 | 5  | 5 | 4   | 2   | 5   | 5   | 2   | 4 | 3   | 7 | 1   | 9  | 0   | 6   | 4  | 2  | 6   | 4   | 43    | 51 |
| 2013 | 8   | 2  | XX  | XX | 4   | 2 | 3  | 7 | 2   | 4   | 8   | 2   | 7   | 3 | 2   | 8 | 3   | 3  | 5   | 5   | 6  | 4  | 4   | 2   | 52    | 42 |
| 2014 | 4   | 6  | XX  | XX | 6   | 4 | 1  | 9 | 5   | 5   | 3   | 3   | 5   | 1 | 3   | 3 | 2   | 4  | 4   | 6   | 5  | 5  | 6   | 4   | 44    | 50 |
| 2015 | 6   | 4  | XX  | XX | 7   | 3 | 5  | 5 | 7   | 3   | 3   | 7   | 1   | 5 | 6   | 4 | 4   | 2  | 4   | 2   | 7  | 3  | 1   | 5   | 51    | 43 |
| 2016 | 5   | 5  | XX  | XX | 4   | 6 | 4  | 2 | 5   | 5   | 5   | 5   | 2   | 4 | 6   | 4 | 5   | 5  | 4   | 2   | 2  | 4  | 8   | 2   | 50    | 44 |
| 2017 | 6   | 4  | XX  | XX | 2   | 8 | 7  | 3 | 9   | 1   | 4   | 2   | 6   | 4 | 5   | 1 | 1   | 5  | 2   | 8   | 6  | 4  | 3   | 3   | 51    | 43 |

173 151 0 0 137 187 141 172 125 117 138 155 160 152 155 148 113 174 98 114 167 154 108 87 1515 1611

D.V.A.L. TEAM vs. TEAM RECORDS

| CIN  | ATL |     | CHI |     | CIN |    | LA  |     | MIL |     | NYM |     | PHI |     | PIT |     | STL |     | SD  |     | SF  |     | WAS |     | TOTAL |      |
|------|-----|-----|-----|-----|-----|----|-----|-----|-----|-----|-----|-----|-----|-----|-----|-----|-----|-----|-----|-----|-----|-----|-----|-----|-------|------|
|      | W   | L   | W   | L   | W   | L  | W   | L   | W   | L   | W   | L   | W   | L   | W   | L   | W   | L   | W   | L   | W   | L   | W   | L   | W     | L    |
| 1984 | 5   | 7   | 6   | 6   | XX  | XX | 2   | 10  | --- | --- | --- | --- | 8   | 4   | 6   | 6   | 6   | 6   | --- | --- | 5   | 7   | --- | --- | 38    | 46   |
| 1985 | 8   | 4   | 6   | 6   | XX  | XX | 8   | 4   | --- | --- | --- | --- | 10  | 2   | 5   | 7   | 7   | 5   | --- | --- | 7   | 5   | --- | --- | 51    | 33   |
| 1986 | 7   | 4   | 6   | 5   | XX  | XX | 5   | 6   | --- | --- | 8   | 3   | 6   | 5   | 5   | 6   | 7   | 4   | --- | --- | 7   | 4   | --- | --- | 51    | 37   |
| 1987 | 7   | 4   | 7   | 4   | XX  | XX | 6   | 5   | --- | --- | 10  | 1   | 9   | 2   | 5   | 6   | 7   | 4   | --- | --- | 5   | 6   | --- | --- | 56    | 32   |
| 1988 | 7   | 4   | 7   | 4   | XX  | XX | 5   | 6   | --- | --- | 9   | 2   | 7   | 4   | 6   | 5   | 7   | 4   | --- | --- | 5   | 6   | --- | --- | 53    | 35   |
| 1989 | 7   | 4   | 8   | 3   | XX  | XX | 7   | 4   | --- | --- | 7   | 4   | 8   | 3   | 6   | 5   | 10  | 1   | --- | --- | 8   | 3   | --- | --- | 61    | 27   |
| 1990 | 8   | 3   | 5   | 6   | XX  | XX | 6   | 5   | --- | --- | 4   | 7   | 9   | 2   | 9   | 2   | 7   | 4   | --- | --- | 9   | 2   | --- | --- | 57    | 31   |
| 1991 | 7   | 3   | 7   | 3   | XX  | XX | 3   | 7   | 7   | 3   | 6   | 4   | 5   | 5   | 6   | 4   | 8   | 2   | --- | --- | 8   | 2   | --- | --- | 57    | 33   |
| 1992 | 7   | 3   | 7   | 3   | XX  | XX | 4   | 6   | 7   | 3   | 3   | 7   | 7   | 3   | 4   | 6   | 3   | 7   | --- | --- | 7   | 3   | --- | --- | 49    | 41   |
| 1993 | 7   | 3   | 7   | 3   | XX  | XX | 6   | 4   | 5   | 5   | 4   | 6   | 6   | 4   | 7   | 3   | 5   | 5   | --- | --- | 7   | 3   | --- | --- | 54    | 36   |
| 1994 | 3   | 2   | 4   | 1   | XX  | XX | 1   | 4   | 6   | 4   | 5   | 5   | 5   | 5   | 4   | 6   | 4   | 6   | 4   | 1   | 4   | 6   | 5   | 5   | 45    | 45   |
| 1995 | 6   | 4   | 6   | 4   | XX  | XX | 6   | 4   | 9   | 1   | 4   | 6   | 4   | 1   | 3   | 2   | 3   | 2   | 7   | 3   | 3   | 2   | 9   | 1   | 60    | 30   |
| 1996 | 2   | 4   | 5   | 1   | XX  | XX | 3   | 7   | 5   | 5   | 6   | 4   | 4   | 2   | 5   | 5   | 8   | 2   | 5   | 5   | 5   | 1   | 6   | 4   | 54    | 40   |
| 1997 | 4   | 2   | 5   | 5   | XX  | XX | 6   | 4   | 4   | 2   | 5   | 5   | 7   | 3   | 4   | 6   | 8   | 2   | 6   | 0   | 8   | 2   | 6   | 0   | 63    | 31   |
| 1998 | 2   | 8   | 5   | 1   | XX  | XX | 6   | 4   | 8   | 2   | 6   | 4   | 5   | 5   | 3   | 3   | 4   | 2   | 4   | 6   | 5   | 1   | 5   | 5   | 53    | 41   |
| 1999 | 4   | 6   | 3   | 3   | XX  | XX | 6   | 4   | 3   | 3   | 5   | 1   | 2   | 4   | 4   | 6   | 6   | 4   | 4   | 6   | 7   | 3   | 2   | 8   | 46    | 48   |
| 2000 | 4   | 6   | 6   | 4   | XX  | XX | 5   | 1   | 5   | 5   | 8   | 2   | 3   | 3   | 2   | 4   | 6   | 4   | 6   | 0   | 5   | 5   | 7   | 3   | 57    | 37   |
| 2001 | 6   | 4   | 7   | 3   | XX  | XX | 7   | 3   | 7   | 3   | 4   | 2   | 5   | 1   | 5   | 5   | 5   | 5   | 7   | 3   | 6   | 0   | 2   | 4   | 61    | 33   |
| 2002 | 2   | 4   | 4   | 2   | XX  | XX | 7   | 3   | 2   | 8   | 5   | 1   | 4   | 6   | 4   | 2   | 2   | 8   | 6   | 4   | 4   | 6   | 5   | 5   | 45    | 49   |
| 2003 | 7   | 3   | 6   | 4   | XX  | XX | 5   | 5   | 3   | 7   | 2   | 8   | 3   | 3   | 7   | 3   | 5   | 5   | 3   | 3   | 2   | 4   | 3   | 3   | 46    | 48   |
| 2004 | 2   | 4   | 2   | 8   | XX  | XX | 6   | 4   | 2   | 4   | 4   | 2   | 6   | 4   | 7   | 3   | 4   | 6   | 1   | 5   | 6   | 4   | 6   | 4   | 46    | 48   |
| 2005 | 3   | 3   | 6   | 4   | XX  | XX | 1   | 5   | 4   | 6   | 6   | 4   | 5   | 5   | 2   | 8   | 7   | 3   | 3   | 3   | 5   | 1   | 5   | 5   | 47    | 47   |
| 2006 | 4   | 2   | 7   | 3   | XX  | XX | 6   | 4   | 4   | 2   | 6   | 4   | 5   | 5   | 5   | 5   | 2   | 4   | 8   | 2   | 4   | 2   | 4   | 6   | 55    | 39   |
| 2007 | 6   | 4   | 7   | 3   | XX  | XX | 7   | 3   | 2   | 4   | 2   | 4   | 3   | 3   | 5   | 5   | 2   | 8   | 4   | 6   | 4   | 2   | 4   | 6   | 46    | 48   |
| 2008 | 4   | 6   | 3   | 7   | XX  | XX | 4   | 6   | 3   | 3   | 4   | 2   | 8   | 2   | 8   | 2   | 7   | 3   | 6   | 4   | 3   | 3   | 2   | 4   | 52    | 42   |
| 2009 | 5   | 5   | 8   | 2   | XX  | XX | 4   | 2   | 7   | 3   | 3   | 3   | 7   | 3   | 7   | 3   | 7   | 3   | 3   | 3   | 3   | 3   | 5   | 5   | 59    | 35   |
| 2010 | 4   | 6   | 8   | 2   | XX  | XX | 6   | 4   | 5   | 1   | 2   | 4   | 6   | 4   | 2   | 4   | 3   | 3   | 3   | 7   | 8   | 2   | 4   | 6   | 51    | 43   |
| 2011 | 3   | 3   | 3   | 7   | XX  | XX | 3   | 7   | 6   | 4   | 8   | 2   | 4   | 6   | 5   | 1   | 3   | 3   | 2   | 4   | 5   | 5   | 2   | 8   | 44    | 50   |
| 2012 | 4   | 6   | 3   | 7   | XX  | XX | 6   | 4   | 7   | 3   | 4   | 2   | 6   | 4   | 1   | 5   | 4   | 2   | 2   | 8   | 5   | 5   | 4   | 2   | 46    | 48   |
| 2013 | 4   | 2   | 2   | 4   | XX  | XX | 8   | 2   | 7   | 3   | 2   | 4   | 7   | 3   | 6   | 4   | 5   | 5   | 4   | 2   | 5   | 5   | 6   | 4   | 56    | 38   |
| 2014 | 3   | 3   | 4   | 6   | XX  | XX | 1   | 5   | 5   | 1   | 4   | 6   | 6   | 4   | 8   | 2   | 6   | 4   | 2   | 4   | 5   | 5   | 7   | 3   | 51    | 43   |
| 2015 | 5   | 1   | 3   | 7   | XX  | XX | 6   | 4   | 5   | 1   | 5   | 1   | 3   | 7   | 4   | 6   | 6   | 4   | 8   | 2   | 6   | 0   | 3   | 7   | 54    | 40   |
| 2016 | 7   | 3   | 6   | 4   | XX  | XX | 6   | 4   | 5   | 1   | 2   | 4   | 5   | 5   | 6   | 4   | 4   | 2   | 5   | 5   | 6   | 4   | 3   | 3   | 55    | 39   |
| 2017 | 5   | 5   | 8   | 2   | XX  | XX | 8   | 2   | 5   | 1   | 2   | 4   | 3   | 3   | 7   | 3   | 5   | 5   | 5   | 5   | 5   | 1   | 7   | 3   | 60    | 34   |
|      | 169 | 135 | 187 | 137 | 0   | 0  | 176 | 152 | 138 | 88  | 155 | 118 | 191 | 125 | 173 | 147 | 183 | 137 | 108 | 91  | 187 | 113 | 112 | 104 | 1779  | 1347 |

D.V.A.L. TEAM vs. TEAM RECORDS

| LA   | ATL |   | CHI |   | CIN |   | LA |    | MIL |     | NYM |     | PHI |   | PIT |   | STL |    | SD  |     | SF |   | WAS |     | TOTAL |    |
|------|-----|---|-----|---|-----|---|----|----|-----|-----|-----|-----|-----|---|-----|---|-----|----|-----|-----|----|---|-----|-----|-------|----|
|      | W   | L | W   | L | W   | L | W  | L  | W   | L   | W   | L   | W   | L | W   | L | W   | L  | W   | L   | W  | L | W   | L   | W     | L  |
| 1984 | 6   | 6 | 8   | 4 | 10  | 2 | XX | XX | --- | --- | --- | --- | 9   | 3 | 5   | 7 | 8   | 4  | --- | --- | 10 | 2 | --- | --- | 56    | 28 |
| 1985 | 5   | 7 | 7   | 5 | 4   | 8 | XX | XX | --- | --- | --- | --- | 6   | 6 | 6   | 6 | 2   | 10 | --- | --- | 5  | 7 | --- | --- | 35    | 49 |
| 1986 | 6   | 5 | 3   | 8 | 6   | 5 | XX | XX | --- | --- | 7   | 4   | 6   | 5 | 3   | 8 | 5   | 6  | --- | --- | 6  | 5 | --- | --- | 42    | 46 |
| 1987 | 6   | 5 | 6   | 5 | 5   | 6 | XX | XX | --- | --- | 6   | 5   | 6   | 5 | 2   | 9 | 6   | 5  | --- | --- | 4  | 7 | --- | --- | 41    | 47 |
| 1988 | 6   | 5 | 7   | 4 | 6   | 5 | XX | XX | --- | --- | 6   | 5   | 6   | 5 | 6   | 5 | 7   | 4  | --- | --- | 7  | 4 | --- | --- | 51    | 37 |
| 1989 | 7   | 4 | 4   | 7 | 4   | 7 | XX | XX | --- | --- | 8   | 3   | 6   | 5 | 9   | 2 | 8   | 3  | --- | --- | 7  | 4 | --- | --- | 53    | 35 |
| 1990 | 8   | 3 | 5   | 6 | 5   | 6 | XX | XX | --- | --- | 7   | 4   | 11  | 0 | 6   | 5 | 7   | 4  | --- | --- | 6  | 5 | --- | --- | 55    | 33 |
| 1991 | 6   | 4 | 4   | 6 | 7   | 3 | XX | XX | 6   | 4   | 5   | 5   | 4   | 6 | 6   | 4 | 5   | 5  | --- | --- | 3  | 7 | --- | --- | 46    | 44 |
| 1992 | 6   | 4 | 5   | 5 | 6   | 4 | XX | XX | 6   | 4   | 6   | 4   | 5   | 5 | 7   | 3 | 4   | 6  | --- | --- | 5  | 5 | --- | --- | 50    | 40 |
| 1993 | 7   | 3 | 8   | 2 | 4   | 6 | XX | XX | 4   | 6   | 4   | 6   | 6   | 4 | 7   | 3 | 5   | 5  | --- | --- | 6  | 4 | --- | --- | 51    | 39 |
| 1994 | 5   | 0 | 7   | 3 | 4   | 1 | XX | XX | 3   | 7   | 4   | 6   | 9   | 1 | 5   | 5 | 4   | 1  | 3   | 2   | 5  | 5 | 10  | 0   | 59    | 31 |
| 1995 | 0   | 5 | 6   | 4 | 4   | 6 | XX | XX | 4   | 6   | 4   | 1   | 3   | 7 | 5   | 5 | 5   | 5  | 5   | 0   | 4  | 1 | 7   | 3   | 47    | 43 |
| 1996 | 6   | 4 | 7   | 3 | 7   | 3 | XX | XX | 3   | 3   | 7   | 3   | 7   | 3 | 6   | 0 | 3   | 3  | 5   | 5   | 7  | 3 | 6   | 0   | 64    | 30 |
| 1997 | 8   | 2 | 3   | 3 | 4   | 6 | XX | XX | 6   | 4   | 6   | 4   | 5   | 5 | 4   | 2 | 4   | 2  | 7   | 3   | 4  | 2 | 7   | 3   | 58    | 36 |
| 1998 | 5   | 5 | 6   | 4 | 4   | 6 | XX | XX | 5   | 5   | 5   | 1   | 2   | 4 | 4   | 6 | 6   | 4  | 3   | 3   | 4  | 6 | 5   | 1   | 49    | 45 |
| 1999 | 4   | 6 | 5   | 5 | 4   | 6 | XX | XX | 8   | 2   | 4   | 6   | 5   | 5 | 3   | 3 | 2   | 4  | 2   | 4   | 6  | 4 | 3   | 3   | 46    | 48 |
| 2000 | 6   | 0 | 6   | 4 | 1   | 5 | XX | XX | 5   | 5   | 3   | 3   | 3   | 7 | 8   | 2 | 3   | 3  | 8   | 2   | 3  | 7 | 7   | 3   | 53    | 41 |
| 2001 | 3   | 3 | 2   | 4 | 3   | 7 | XX | XX | 3   | 7   | 6   | 4   | 7   | 3 | 4   | 6 | 2   | 4  | 3   | 3   | 4  | 6 | 2   | 8   | 39    | 55 |
| 2002 | 6   | 4 | 7   | 3 | 3   | 7 | XX | XX | 3   | 7   | 5   | 5   | 6   | 0 | 7   | 3 | 3   | 3  | 5   | 5   | 2  | 4 | 3   | 3   | 50    | 44 |
| 2003 | 4   | 6 | 5   | 1 | 5   | 5 | XX | XX | 6   | 4   | 7   | 3   | 3   | 3 | 4   | 2 | 4   | 6  | 3   | 3   | 5  | 5 | 4   | 6   | 50    | 44 |
| 2004 | 9   | 1 | 1   | 5 | 4   | 6 | XX | XX | 4   | 6   | 4   | 2   | 8   | 2 | 7   | 3 | 2   | 4  | 3   | 3   | 5  | 5 | 4   | 6   | 51    | 43 |
| 2005 | 6   | 0 | 9   | 1 | 5   | 1 | XX | XX | 2   | 4   | 5   | 5   | 3   | 3 | 8   | 2 | 5   | 5  | 5   | 5   | 3  | 7 | 5   | 5   | 56    | 38 |
| 2006 | 6   | 4 | 5   | 1 | 4   | 6 | XX | xx | 1   | 9   | 4   | 2   | 7   | 3 | 5   | 5 | 4   | 6  | 6   | 4   | 3  | 3 | 4   | 2   | 49    | 45 |
| 2007 | 4   | 2 | 2   | 4 | 3   | 7 | XX | xx | 3   | 7   | 7   | 3   | 5   | 5 | 6   | 4 | 3   | 3  | 3   | 7   | 4  | 6 | 2   | 4   | 42    | 52 |
| 2008 | 3   | 3 | 4   | 6 | 6   | 4 | XX | xx | 2   | 8   | 3   | 3   | 3   | 3 | 5   | 5 | 4   | 2  | 3   | 7   | 7  | 3 | 3   | 7   | 43    | 51 |
| 2009 | 6   | 4 | 1   | 9 | 2   | 4 | XX | xx | 2   | 4   | 5   | 5   | 2   | 4 | 5   | 1 | 3   | 7  | 2   | 8   | 4  | 6 | 3   | 7   | 35    | 59 |
| 2010 | 1   | 5 | 4   | 2 | 4   | 6 | XX | xx | 5   | 5   | 6   | 4   | 3   | 3 | 7   | 3 | 6   | 4  | 1   | 5   | 6  | 4 | 5   | 5   | 48    | 46 |
| 2011 | 5   | 5 | 4   | 2 | 7   | 3 | XX | xx | 3   | 3   | 5   | 1   | 5   | 1 | 6   | 4 | 4   | 6  | 5   | 5   | 5  | 5 | 5   | 5   | 54    | 40 |
| 2012 | 4   | 2 | 5   | 5 | 4   | 6 | XX | xx | 2   | 4   | 6   | 4   | 3   | 3 | 5   | 5 | 3   | 7  | 1   | 9   | 2  | 4 | 2   | 8   | 37    | 57 |
| 2013 | 3   | 3 | 7   | 3 | 2   | 8 | XX | xx | 4   | 6   | 5   | 1   | 5   | 5 | 3   | 3 | 4   | 6  | 2   | 4   | 7  | 3 | 5   | 5   | 47    | 47 |
| 2014 | 2   | 8 | 9   | 1 | 5   | 1 | XX | xx | 3   | 3   | 8   | 2   | 6   | 4 | 9   | 1 | 3   | 7  | 4   | 6   | 3  | 3 | 3   | 3   | 55    | 39 |
| 2015 | 2   | 4 | 5   | 5 | 4   | 6 | XX | xx | 3   | 3   | 6   | 4   | 2   | 8 | 4   | 2 | 4   | 6  | 5   | 5   | 3  | 3 | 3   | 7   | 41    | 53 |
| 2016 | 1   | 5 | 2   | 4 | 4   | 6 | XX | xx | 7   | 3   | 6   | 4   | 2   | 4 | 5   | 5 | 5   | 5  | 3   | 7   | 3  | 3 | 4   | 6   | 42    | 52 |
| 2017 | 6   | 4 | 3   | 7 | 2   | 8 | XX | xx | 4   | 6   | 3   | 7   | 8   | 2 | 3   | 3 | 2   | 4  | 2   | 4   | 4  | 6 | 3   | 3   | 40    | 54 |

168 131 172 141 152 176 0 0 107 135 173 119 177 132 185 132 145 159 89 109 162 154 105 103 1635 1491

D.V.A.L. TEAM vs. TEAM RECORDS

| MIL  | ATL |     | CHI |     | CIN |     | LA  |     | MIL |    | NYM |     | PHI |     | PIT |     | STL |     | SD  |     | SF  |     | WAS |     | TOTAL |      |   |
|------|-----|-----|-----|-----|-----|-----|-----|-----|-----|----|-----|-----|-----|-----|-----|-----|-----|-----|-----|-----|-----|-----|-----|-----|-------|------|---|
|      | W   | L   | W   | L   | W   | L   | W   | L   | W   | L  | W   | L   | W   | L   | W   | L   | W   | L   | W   | L   | W   | L   | W   | L   | W     | L    |   |
| 1984 | --- | --- | --- | --- | --- | --- | --- | --- | XX  | XX | --- | --- | --- | --- | --- | --- | --- | --- | --- | --- | --- | --- | --- | --- | ---   | 0    | 0 |
| 1985 | --- | --- | --- | --- | --- | --- | --- | --- | XX  | XX | --- | --- | --- | --- | --- | --- | --- | --- | --- | --- | --- | --- | --- | --- | ---   | 0    | 0 |
| 1986 | --- | --- | --- | --- | --- | --- | --- | --- | XX  | XX | --- | --- | --- | --- | --- | --- | --- | --- | --- | --- | --- | --- | --- | --- | ---   | 0    | 0 |
| 1987 | --- | --- | --- | --- | --- | --- | --- | --- | XX  | XX | --- | --- | --- | --- | --- | --- | --- | --- | --- | --- | --- | --- | --- | --- | ---   | 0    | 0 |
| 1988 | --- | --- | --- | --- | --- | --- | --- | --- | XX  | XX | --- | --- | --- | --- | --- | --- | --- | --- | --- | --- | --- | --- | --- | --- | ---   | 0    | 0 |
| 1989 | --- | --- | --- | --- | --- | --- | --- | --- | XX  | XX | --- | --- | --- | --- | --- | --- | --- | --- | --- | --- | --- | --- | --- | --- | ---   | 0    | 0 |
| 1990 | --- | --- | --- | --- | --- | --- | --- | --- | XX  | XX | --- | --- | --- | --- | --- | --- | --- | --- | --- | --- | --- | --- | --- | --- | ---   | 0    | 0 |
| 1991 | 4   | 6   | 2   | 8   | 3   | 7   | 4   | 6   | XX  | XX | 3   | 7   | 3   | 7   | 6   | 4   | 3   | 7   | --- | --- | 2   | 8   | --- | --- | 30    | 60   |   |
| 1992 | 5   | 5   | 6   | 4   | 3   | 7   | 4   | 6   | XX  | XX | 3   | 7   | 4   | 6   | 6   | 4   | 4   | 6   | --- | --- | 3   | 7   | --- | --- | 38    | 52   |   |
| 1993 | 6   | 4   | 3   | 7   | 5   | 5   | 6   | 4   | XX  | XX | 4   | 6   | 6   | 4   | 5   | 5   | 5   | 5   | --- | --- | 6   | 4   | --- | --- | 46    | 44   |   |
| 1994 | 4   | 6   | 4   | 6   | 4   | 6   | 7   | 3   | XX  | XX | 5   | 5   | 3   | 2   | 1   | 4   | 4   | 1   | 5   | 5   | 7   | 3   | 3   | 2   | 47    | 43   |   |
| 1995 | 4   | 6   | 6   | 4   | 1   | 9   | 6   | 4   | XX  | XX | 2   | 3   | 4   | 6   | 6   | 4   | 3   | 2   | 2   | 3   | 5   | 0   | 8   | 2   | 47    | 43   |   |
| 1996 | 9   | 1   | 7   | 3   | 5   | 5   | 3   | 3   | XX  | XX | 3   | 3   | 7   | 3   | 7   | 3   | 4   | 6   | 4   | 2   | 8   | 2   | 6   | 0   | 63    | 31   |   |
| 1997 | 3   | 3   | 7   | 3   | 2   | 4   | 4   | 6   | XX  | XX | 4   | 6   | 3   | 3   | 5   | 5   | 7   | 3   | 6   | 4   | 7   | 3   | 2   | 4   | 50    | 44   |   |
| 1998 | 3   | 3   | 8   | 2   | 2   | 8   | 5   | 5   | XX  | XX | 4   | 6   | 5   | 5   | 4   | 2   | 3   | 3   | 7   | 3   | 5   | 1   | 5   | 5   | 51    | 43   |   |
| 1999 | 5   | 5   | 4   | 2   | 3   | 3   | 2   | 8   | XX  | XX | 6   | 4   | 7   | 3   | 3   | 3   | 6   | 4   | 4   | 2   | 5   | 5   | 5   | 5   | 50    | 44   |   |
| 2000 | 2   | 4   | 4   | 2   | 5   | 5   | 5   | 5   | XX  | XX | 3   | 3   | 5   | 5   | 6   | 4   | 3   | 3   | 7   | 3   | 4   | 6   | 6   | 4   | 50    | 44   |   |
| 2001 | 2   | 4   | 6   | 4   | 3   | 7   | 7   | 3   | XX  | XX | 8   | 2   | 5   | 1   | 7   | 3   | 4   | 6   | 4   | 6   | 0   | 6   | 3   | 3   | 49    | 45   |   |
| 2002 | 2   | 4   | 1   | 5   | 8   | 2   | 7   | 3   | XX  | XX | 4   | 2   | 6   | 4   | 6   | 4   | 7   | 3   | 4   | 2   | 6   | 4   | 8   | 2   | 59    | 35   |   |
| 2003 | 6   | 4   | 6   | 0   | 7   | 3   | 4   | 6   | XX  | XX | 4   | 2   | 3   | 3   | 4   | 2   | 6   | 4   | 7   | 3   | 5   | 5   | 6   | 4   | 58    | 36   |   |
| 2004 | 5   | 1   | 7   | 3   | 4   | 2   | 6   | 4   | XX  | XX | 8   | 2   | 8   | 2   | 5   | 1   | 3   | 7   | 10  | 0   | 6   | 4   | 4   | 2   | 66    | 28   |   |
| 2005 | 2   | 4   | 8   | 2   | 6   | 4   | 4   | 2   | XX  | XX | 4   | 6   | 5   | 1   | 7   | 3   | 4   | 6   | 3   | 3   | 6   | 4   | 5   | 5   | 54    | 40   |   |
| 2006 | 4   | 2   | 6   | 4   | 2   | 4   | 9   | 1   | XX  | XX | 7   | 3   | 1   | 5   | 5   | 1   | 8   | 2   | 5   | 5   | 6   | 4   | 5   | 5   | 58    | 36   |   |
| 2007 | 6   | 4   | 2   | 8   | 4   | 2   | 7   | 3   | XX  | XX | 4   | 2   | 3   | 7   | 6   | 4   | 2   | 8   | 2   | 4   | 3   | 3   | 4   | 6   | 43    | 51   |   |
| 2008 | 5   | 5   | 2   | 4   | 3   | 3   | 8   | 2   | XX  | XX | 7   | 3   | 7   | 3   | 2   | 4   | 7   | 3   | 5   | 5   | 4   | 2   | 7   | 3   | 57    | 37   |   |
| 2009 | 5   | 5   | 3   | 7   | 3   | 7   | 4   | 2   | XX  | XX | 3   | 3   | 3   | 3   | 6   | 4   | 4   | 6   | 5   | 5   | 3   | 3   | 5   | 5   | 44    | 50   |   |
| 2010 | 6   | 4   | 3   | 7   | 1   | 5   | 5   | 5   | XX  | XX | 3   | 3   | 2   | 8   | 6   | 4   | 5   | 5   | 4   | 6   | 4   | 2   | 3   | 3   | 42    | 52   |   |
| 2011 | 8   | 2   | 2   | 8   | 4   | 6   | 3   | 3   | XX  | XX | 8   | 2   | 3   | 3   | 4   | 6   | 4   | 6   | 5   | 5   | 4   | 2   | 3   | 3   | 48    | 46   |   |
| 2012 | 2   | 4   | 2   | 4   | 3   | 7   | 4   | 2   | XX  | XX | 7   | 3   | 4   | 6   | 6   | 4   | 3   | 7   | 3   | 7   | 4   | 6   | 2   | 4   | 40    | 54   |   |
| 2013 | 6   | 4   | 4   | 2   | 3   | 7   | 6   | 4   | XX  | XX | 6   | 4   | 4   | 2   | 1   | 9   | 2   | 4   | 5   | 5   | 2   | 4   | 4   | 6   | 43    | 51   |   |
| 2014 | 3   | 3   | 5   | 5   | 1   | 5   | 3   | 3   | XX  | XX | 3   | 7   | 7   | 3   | 5   | 5   | 1   | 9   | 0   | 6   | 4   | 6   | 4   | 6   | 36    | 58   |   |
| 2015 | 5   | 5   | 3   | 7   | 1   | 5   | 3   | 3   | XX  | XX | 4   | 6   | 3   | 7   | 3   | 3   | 6   | 4   | 4   | 6   | 4   | 2   | 3   | 7   | 39    | 55   |   |
| 2016 | 4   | 6   | 5   | 5   | 1   | 5   | 3   | 7   | XX  | XX | 6   | 4   | 3   | 7   | 5   | 1   | 1   | 5   | 3   | 7   | 7   | 3   | 2   | 4   | 40    | 54   |   |
| 2017 | 3   | 3   | 1   | 9   | 1   | 5   | 6   | 4   | XX  | XX | 2   | 8   | 4   | 2   | 5   | 5   | 3   | 7   | 4   | 6   | 2   | 4   | 2   | 8   | 33    | 61   |   |
|      | 119 | 107 | 117 | 125 | 88  | 138 | 135 | 107 | 0   | 0  | 125 | 112 | 118 | 111 | 132 | 101 | 112 | 132 | 108 | 103 | 122 | 103 | 105 | 98  | 1281  | 1237 |   |

D.V.A.L. TEAM vs. TEAM RECORDS

| NYM  | ATL |     | CHI |     | CIN |     | LA  |     | MIL |     | NYM |    | PHI |     | PIT |     | STL |     | SD  |     | SF  |     | WAS |     | TOTAL |     |    |    |
|------|-----|-----|-----|-----|-----|-----|-----|-----|-----|-----|-----|----|-----|-----|-----|-----|-----|-----|-----|-----|-----|-----|-----|-----|-------|-----|----|----|
|      | W   | L   | W   | L   | W   | L   | W   | L   | W   | L   | W   | L  | W   | L   | W   | L   | W   | L   | W   | L   | W   | L   | W   | L   | W     | L   |    |    |
| 1984 | --- | --- | --- | --- | --- | --- | --- | --- | --- | --- | XX  | XX | --- | --- | --- | --- | --- | --- | --- | --- | --- | --- | --- | --- | ---   | --- | 0  | 0  |
| 1985 | --- | --- | --- | --- | --- | --- | --- | --- | --- | --- | XX  | XX | --- | --- | --- | --- | --- | --- | --- | --- | --- | --- | --- | --- | ---   | --- | 0  | 0  |
| 1986 | 4   | 7   | 4   | 7   | 3   | 8   | 4   | 7   | --- | --- | XX  | XX | 6   | 5   | 4   | 7   | 1   | 10  | --- | --- | 6   | 5   | --- | --- | ---   | --- | 32 | 56 |
| 1987 | 6   | 5   | 5   | 6   | 1   | 10  | 5   | 6   | --- | --- | XX  | XX | 5   | 6   | 4   | 7   | 3   | 8   | --- | --- | 7   | 4   | --- | --- | ---   | --- | 36 | 52 |
| 1988 | 4   | 7   | 5   | 6   | 2   | 9   | 5   | 6   | --- | --- | XX  | XX | 4   | 7   | 4   | 7   | 2   | 9   | --- | --- | 3   | 8   | --- | --- | ---   | --- | 29 | 59 |
| 1989 | 7   | 4   | 8   | 3   | 4   | 7   | 3   | 8   | --- | --- | XX  | XX | 7   | 4   | 8   | 3   | 8   | 3   | --- | --- | 6   | 5   | --- | --- | ---   | --- | 51 | 37 |
| 1990 | 9   | 2   | 6   | 5   | 7   | 4   | 4   | 7   | --- | --- | XX  | XX | 7   | 4   | 6   | 5   | 8   | 3   | --- | --- | 9   | 2   | --- | --- | ---   | --- | 56 | 32 |
| 1991 | 4   | 6   | 7   | 3   | 4   | 6   | 5   | 5   | 7   | 3   | XX  | XX | 5   | 5   | 8   | 2   | 6   | 4   | --- | --- | 7   | 3   | --- | --- | ---   | --- | 53 | 37 |
| 1992 | 8   | 2   | 5   | 5   | 7   | 3   | 4   | 6   | 7   | 3   | XX  | XX | 8   | 2   | 5   | 5   | 6   | 4   | --- | --- | 8   | 2   | --- | --- | ---   | --- | 58 | 32 |
| 1993 | 7   | 3   | 5   | 5   | 6   | 4   | 6   | 4   | 6   | 4   | XX  | XX | 3   | 7   | 7   | 3   | 4   | 6   | --- | --- | 8   | 2   | --- | --- | ---   | --- | 52 | 38 |
| 1994 | 6   | 4   | 5   | 5   | 5   | 5   | 6   | 4   | 5   | 5   | XX  | XX | 4   | 1   | 2   | 3   | 5   | 5   | 7   | 3   | 4   | 1   | 2   | 3   | ---   | --- | 51 | 39 |
| 1995 | 3   | 2   | 7   | 3   | 6   | 4   | 1   | 4   | 3   | 2   | XX  | XX | 7   | 3   | 8   | 2   | 6   | 4   | 3   | 2   | 7   | 3   | 10  | 0   | ---   | --- | 61 | 29 |
| 1996 | 5   | 5   | 6   | 4   | 4   | 6   | 3   | 7   | 3   | 3   | XX  | XX | 7   | 3   | 6   | 4   | 3   | 3   | 3   | 3   | 6   | 4   | 4   | 2   | ---   | --- | 50 | 44 |
| 1997 | 5   | 5   | 4   | 2   | 5   | 5   | 4   | 6   | 6   | 4   | XX  | XX | 2   | 8   | 3   | 3   | 4   | 2   | 6   | 0   | 10  | 0   | 7   | 3   | ---   | --- | 56 | 38 |
| 1998 | 4   | 2   | 6   | 4   | 4   | 6   | 1   | 5   | 6   | 4   | XX  | XX | 5   | 5   | 5   | 5   | 1   | 9   | 4   | 2   | 6   | 4   | 4   | 2   | ---   | --- | 46 | 48 |
| 1999 | 3   | 7   | 6   | 0   | 1   | 5   | 6   | 4   | 4   | 6   | XX  | XX | 4   | 2   | 2   | 4   | 6   | 4   | 3   | 7   | 4   | 6   | 6   | 4   | ---   | --- | 45 | 49 |
| 2000 | 1   | 5   | 4   | 2   | 2   | 8   | 3   | 3   | 3   | 3   | XX  | XX | 5   | 5   | 2   | 8   | 1   | 9   | 6   | 4   | 4   | 6   | 6   | 4   | ---   | --- | 37 | 57 |
| 2001 | 1   | 9   | 5   | 5   | 2   | 4   | 4   | 6   | 2   | 8   | XX  | XX | 3   | 3   | 6   | 4   | 2   | 8   | 5   | 5   | 2   | 4   | 4   | 2   | ---   | --- | 36 | 58 |
| 2002 | 4   | 2   | 5   | 5   | 1   | 5   | 5   | 5   | 2   | 4   | XX  | XX | 4   | 6   | 4   | 2   | 3   | 7   | 5   | 5   | 4   | 6   | 5   | 5   | ---   | --- | 42 | 52 |
| 2003 | 7   | 3   | 4   | 2   | 8   | 2   | 3   | 7   | 2   | 4   | XX  | XX | 2   | 4   | 4   | 2   | 4   | 6   | 8   | 2   | 2   | 8   | 5   | 5   | ---   | --- | 49 | 45 |
| 2004 | 7   | 3   | 2   | 8   | 2   | 4   | 2   | 4   | 2   | 8   | XX  | XX | 8   | 2   | 2   | 4   | 2   | 8   | 5   | 5   | 4   | 6   | 1   | 5   | ---   | --- | 37 | 57 |
| 2005 | 5   | 5   | 4   | 2   | 4   | 6   | 5   | 5   | 6   | 4   | XX  | XX | 4   | 6   | 4   | 2   | 3   | 3   | 5   | 5   | 4   | 6   | 2   | 4   | ---   | --- | 46 | 48 |
| 2006 | 3   | 7   | 5   | 1   | 4   | 6   | 2   | 4   | 3   | 7   | XX  | XX | 6   | 4   | 3   | 7   | 4   | 6   | 3   | 7   | 3   | 3   | 1   | 5   | ---   | --- | 37 | 57 |
| 2007 | 4   | 6   | 4   | 6   | 4   | 2   | 3   | 7   | 2   | 4   | XX  | XX | 6   | 4   | 8   | 2   | 4   | 6   | 4   | 2   | 0   | 6   | 7   | 3   | ---   | --- | 46 | 48 |
| 2008 | 5   | 5   | 5   | 5   | 2   | 4   | 3   | 3   | 3   | 7   | XX  | XX | 2   | 4   | 7   | 3   | 5   | 5   | 1   | 5   | 3   | 7   | 1   | 9   | ---   | --- | 37 | 57 |
| 2009 | 2   | 8   | 4   | 6   | 3   | 3   | 5   | 5   | 3   | 3   | XX  | XX | 3   | 3   | 6   | 4   | 2   | 8   | 4   | 6   | 6   | 0   | 6   | 4   | ---   | --- | 44 | 50 |
| 2010 | 4   | 6   | 9   | 1   | 4   | 2   | 4   | 6   | 3   | 3   | XX  | XX | 4   | 6   | 4   | 2   | 3   | 3   | 5   | 5   | 5   | 5   | 4   | 6   | ---   | --- | 49 | 45 |
| 2011 | 3   | 3   | 1   | 9   | 2   | 8   | 1   | 5   | 2   | 8   | XX  | XX | 3   | 7   | 1   | 9   | 4   | 6   | 4   | 6   | 1   | 5   | 1   | 5   | ---   | --- | 23 | 71 |
| 2012 | 6   | 4   | 5   | 5   | 2   | 4   | 4   | 6   | 3   | 7   | XX  | XX | 3   | 7   | 1   | 5   | 3   | 3   | 1   | 5   | 7   | 3   | 5   | 5   | ---   | --- | 40 | 54 |
| 2013 | 6   | 4   | 2   | 8   | 4   | 2   | 1   | 5   | 4   | 6   | XX  | XX | 4   | 6   | 4   | 2   | 4   | 6   | 4   | 2   | 2   | 8   | 2   | 8   | ---   | --- | 37 | 57 |
| 2014 | 8   | 2   | 3   | 3   | 6   | 4   | 2   | 8   | 7   | 3   | XX  | XX | 5   | 1   | 6   | 4   | 4   | 2   | 6   | 4   | 2   | 8   | 2   | 4   | ---   | --- | 51 | 43 |
| 2015 | 5   | 5   | 7   | 3   | 1   | 5   | 4   | 6   | 6   | 4   | XX  | XX | 1   | 5   | 5   | 5   | 5   | 1   | 3   | 7   | 6   | 4   | 5   | 1   | ---   | --- | 48 | 46 |
| 2016 | 6   | 4   | 5   | 5   | 4   | 2   | 4   | 6   | 4   | 6   | XX  | XX | 4   | 6   | 5   | 1   | 3   | 3   | 1   | 5   | 5   | 5   | 5   | 5   | ---   | --- | 46 | 48 |
| 2017 | 4   | 2   | 2   | 4   | 4   | 2   | 7   | 3   | 8   | 2   | XX  | XX | 8   | 2   | 8   | 2   | 6   | 4   | 5   | 5   | 2   | 4   | 8   | 2   | ---   | --- | 62 | 32 |

156 144 155 138 118 155 119 173 112 125 0 0 149 143 152 128 125 168 101 102 153 143 103 96 1443 1515

D.V.A.L. TEAM vs. TEAM RECORDS

| PHI  | ATL |   | CHI |   | CIN |    | LA |    | MIL |     | NYM |     | PHI |    | PIT |    | STL |   | SD  |     | SF |    | WAS |     | TOTAL |    |
|------|-----|---|-----|---|-----|----|----|----|-----|-----|-----|-----|-----|----|-----|----|-----|---|-----|-----|----|----|-----|-----|-------|----|
|      | W   | L | W   | L | W   | L  | W  | L  | W   | L   | W   | L   | W   | L  | W   | L  | W   | L | W   | L   | W  | L  | W   | L   | W     | L  |
| 1984 | 4   | 8 | 6   | 6 | 4   | 8  | 3  | 9  | --- | --- | --- | --- | XX  | XX | 8   | 4  | 6   | 6 | --- | --- | 7  | 5  | --- | --- | 38    | 46 |
| 1985 | 3   | 9 | 3   | 9 | 2   | 10 | 6  | 6  | --- | --- | --- | --- | XX  | XX | 1   | 11 | 6   | 6 | --- | --- | 6  | 6  | --- | --- | 27    | 57 |
| 1986 | 3   | 8 | 4   | 7 | 5   | 6  | 5  | 6  | --- | --- | 5   | 6   | XX  | XX | 3   | 8  | 2   | 9 | --- | --- | 8  | 3  | --- | --- | 35    | 53 |
| 1987 | 5   | 6 | 4   | 7 | 2   | 9  | 5  | 6  | --- | --- | 6   | 5   | XX  | XX | 5   | 6  | 5   | 6 | --- | --- | 3  | 8  | --- | --- | 35    | 53 |
| 1988 | 7   | 4 | 5   | 6 | 4   | 7  | 5  | 6  | --- | --- | 7   | 4   | XX  | XX | 2   | 9  | 4   | 7 | --- | --- | 4  | 7  | --- | --- | 38    | 50 |
| 1989 | 6   | 5 | 5   | 6 | 3   | 8  | 5  | 6  | --- | --- | 4   | 7   | XX  | XX | 4   | 7  | 8   | 3 | --- | --- | 7  | 4  | --- | --- | 42    | 46 |
| 1990 | 2   | 9 | 4   | 7 | 2   | 9  | 0  | 11 | --- | --- | 4   | 7   | XX  | XX | 2   | 9  | 7   | 4 | --- | --- | 4  | 7  | --- | --- | 25    | 63 |
| 1991 | 3   | 7 | 4   | 6 | 5   | 5  | 6  | 4  | 7   | 3   | 5   | 5   | XX  | XX | 3   | 7  | 5   | 5 | --- | --- | 4  | 6  | --- | --- | 42    | 48 |
| 1992 | 6   | 4 | 4   | 6 | 3   | 7  | 5  | 5  | 6   | 4   | 2   | 8   | XX  | XX | 3   | 7  | 6   | 4 | --- | --- | 6  | 4  | --- | --- | 41    | 49 |
| 1993 | 5   | 5 | 7   | 3 | 4   | 6  | 4  | 6  | 4   | 6   | 7   | 3   | XX  | XX | 5   | 5  | 7   | 3 | --- | --- | 8  | 2  | --- | --- | 51    | 39 |
| 1994 | 5   | 5 | 5   | 5 | 5   | 5  | 1  | 9  | 2   | 3   | 1   | 4   | XX  | XX | 6   | 4  | 3   | 7 | 7   | 3   | 1  | 4  | 4   | 1   | 40    | 50 |
| 1995 | 5   | 5 | 3   | 2 | 1   | 4  | 7  | 3  | 6   | 4   | 3   | 7   | XX  | XX | 2   | 3  | 6   | 4 | 5   | 5   | 4  | 6  | 4   | 1   | 46    | 44 |
| 1996 | 5   | 5 | 5   | 1 | 2   | 4  | 3  | 7  | 3   | 7   | 3   | 7   | XX  | XX | 4   | 2  | 4   | 2 | 5   | 5   | 7  | 3  | 5   | 5   | 46    | 48 |
| 1997 | 2   | 8 | 5   | 5 | 3   | 7  | 5  | 5  | 3   | 3   | 8   | 2   | XX  | XX | 2   | 4  | 6   | 4 | 3   | 3   | 7  | 3  | 5   | 1   | 49    | 45 |
| 1998 | 4   | 2 | 8   | 2 | 5   | 5  | 4  | 2  | 5   | 5   | 5   | 5   | XX  | XX | 3   | 7  | 4   | 2 | 3   | 3   | 6  | 4  | 8   | 2   | 55    | 39 |
| 1999 | 3   | 7 | 6   | 0 | 4   | 2  | 5  | 5  | 3   | 7   | 2   | 4   | XX  | XX | 2   | 4  | 3   | 7 | 6   | 4   | 6  | 4  | 4   | 6   | 44    | 50 |
| 2000 | 5   | 5 | 4   | 6 | 3   | 3  | 7  | 3  | 5   | 5   | 5   | 5   | XX  | XX | 5   | 1  | 3   | 7 | 8   | 2   | 2  | 4  | 3   | 3   | 50    | 44 |
| 2001 | 4   | 6 | 5   | 5 | 1   | 5  | 3  | 7  | 1   | 5   | 3   | 3   | XX  | XX | 2   | 4  | 5   | 5 | 5   | 5   | 4  | 6  | 6   | 4   | 39    | 55 |
| 2002 | 5   | 5 | 5   | 5 | 6   | 4  | 0  | 6  | 4   | 6   | 6   | 4   | XX  | XX | 4   | 6  | 2   | 4 | 3   | 3   | 4  | 2  | 5   | 5   | 44    | 50 |
| 2003 | 7   | 3 | 5   | 5 | 3   | 3  | 3  | 3  | 3   | 3   | 4   | 2   | XX  | XX | 7   | 3  | 1   | 9 | 4   | 6   | 5  | 5  | 3   | 7   | 45    | 49 |
| 2004 | 6   | 4 | 2   | 4 | 4   | 6  | 2  | 8  | 2   | 8   | 2   | 8   | XX  | XX | 7   | 3  | 2   | 4 | 3   | 3   | 3  | 3  | 6   | 4   | 39    | 55 |
| 2005 | 2   | 4 | 8   | 2 | 5   | 5  | 3  | 3  | 1   | 5   | 6   | 4   | XX  | XX | 5   | 5  | 7   | 3 | 3   | 3   | 7  | 3  | 6   | 4   | 53    | 41 |
| 2006 | 5   | 1 | 6   | 4 | 5   | 5  | 3  | 7  | 5   | 1   | 4   | 6   | XX  | XX | 2   | 4  | 4   | 2 | 6   | 4   | 5  | 5  | 4   | 6   | 49    | 45 |
| 2007 | 6   | 4 | 6   | 4 | 3   | 3  | 5  | 5  | 7   | 3   | 4   | 6   | XX  | XX | 8   | 2  | 3   | 3 | 4   | 2   | 5  | 1  | 5   | 5   | 56    | 38 |
| 2008 | 3   | 3 | 2   | 8 | 2   | 8  | 3  | 3  | 3   | 7   | 4   | 2   | XX  | XX | 7   | 3  | 2   | 4 | 5   | 5   | 0  | 10 | 6   | 4   | 37    | 57 |
| 2009 | 4   | 6 | 5   | 5 | 3   | 7  | 4  | 2  | 3   | 3   | 3   | 3   | XX  | XX | 7   | 3  | 2   | 8 | 0   | 10  | 2  | 4  | 2   | 8   | 35    | 59 |
| 2010 | 6   | 4 | 2   | 4 | 4   | 6  | 3  | 3  | 8   | 2   | 6   | 4   | XX  | XX | 9   | 1  | 6   | 4 | 3   | 3   | 5  | 5  | 3   | 3   | 55    | 39 |
| 2011 | 5   | 5 | 3   | 7 | 6   | 4  | 1  | 5  | 3   | 3   | 7   | 3   | XX  | XX | 4   | 6  | 3   | 7 | 3   | 7   | 3  | 3  | 1   | 5   | 39    | 55 |
| 2012 | 3   | 3 | 4   | 2 | 4   | 6  | 3  | 3  | 6   | 4   | 7   | 3   | XX  | XX | 5   | 5  | 4   | 6 | 6   | 4   | 5  | 1  | 5   | 5   | 52    | 42 |
| 2013 | 6   | 4 | 3   | 7 | 3   | 7  | 5  | 5  | 2   | 4   | 6   | 4   | XX  | XX | 4   | 6  | 3   | 3 | 2   | 8   | 0  | 6  | 2   | 4   | 36    | 58 |
| 2014 | 4   | 6 | 1   | 5 | 4   | 6  | 4  | 6  | 3   | 7   | 1   | 5   | XX  | XX | 2   | 4  | 2   | 4 | 4   | 6   | 3  | 7  | 3   | 7   | 31    | 63 |
| 2015 | 8   | 2 | 5   | 1 | 7   | 3  | 8  | 2  | 7   | 3   | 5   | 1   | XX  | XX | 5   | 5  | 4   | 2 | 2   | 4   | 9  | 1  | 4   | 6   | 64    | 30 |
| 2016 | 5   | 1 | 4   | 2 | 5   | 5  | 4  | 2  | 7   | 3   | 6   | 4   | XX  | XX | 4   | 6  | 5   | 5 | 7   | 3   | 5  | 1  | 6   | 4   | 58    | 36 |
| 2017 | 2   | 4 | 4   | 6 | 3   | 3  | 2  | 8  | 2   | 4   | 2   | 8   | XX  | XX | 5   | 5  | 5   | 5 | 6   | 4   | 4  | 2  | 2   | 8   | 37    | 57 |

154 167 152 160 125 191 132 177 111 118 143 149 0 0 147 169 145 164 103 105 159 145 102 108 1473 1653

D.V.A.L. TEAM vs. TEAM RECORDS

| PIT  | ATL |     | CHI |     | CIN |     | LA  |     | MIL |     | NYM |     | PHI |     | PIT |    | STL |     | SD  |     | SF  |     | WAS |     | TOTAL |      |
|------|-----|-----|-----|-----|-----|-----|-----|-----|-----|-----|-----|-----|-----|-----|-----|----|-----|-----|-----|-----|-----|-----|-----|-----|-------|------|
|      | W   | L   | W   | L   | W   | L   | W   | L   | W   | L   | W   | L   | W   | L   | W   | L  | W   | L   | W   | L   | W   | L   | W   | L   | W     | L    |
| 1984 | 4   | 8   | 3   | 9   | 6   | 6   | 7   | 5   | --- | --- | --- | --- | 4   | 8   | XX  | XX | 7   | 5   | --- | --- | 4   | 8   | --- | --- | 35    | 49   |
| 1985 | 6   | 6   | 6   | 6   | 7   | 5   | 6   | 6   | --- | --- | --- | --- | 11  | 1   | XX  | XX | 7   | 5   | --- | --- | 9   | 3   | --- | --- | 52    | 32   |
| 1986 | 7   | 4   | 3   | 8   | 6   | 5   | 8   | 3   | --- | --- | 7   | 4   | 8   | 3   | XX  | XX | 6   | 5   | --- | --- | 7   | 4   | --- | --- | 52    | 36   |
| 1987 | 9   | 2   | 6   | 5   | 6   | 5   | 9   | 2   | --- | --- | 7   | 4   | 6   | 5   | XX  | XX | 7   | 4   | --- | --- | 5   | 6   | --- | --- | 55    | 33   |
| 1988 | 5   | 6   | 5   | 6   | 5   | 6   | 5   | 6   | --- | --- | 7   | 4   | 9   | 2   | XX  | XX | 5   | 6   | --- | --- | 8   | 3   | --- | --- | 49    | 39   |
| 1989 | 8   | 3   | 5   | 6   | 5   | 6   | 2   | 9   | --- | --- | 3   | 8   | 7   | 4   | XX  | XX | 8   | 3   | --- | --- | 7   | 4   | --- | --- | 45    | 43   |
| 1990 | 5   | 6   | 6   | 5   | 2   | 9   | 5   | 6   | --- | --- | 5   | 6   | 9   | 2   | XX  | XX | 6   | 5   | --- | --- | 3   | 8   | --- | --- | 41    | 47   |
| 1991 | 5   | 5   | 4   | 6   | 4   | 6   | 4   | 6   | 4   | 6   | 2   | 8   | 7   | 3   | XX  | XX | 4   | 6   | --- | --- | 5   | 5   | --- | --- | 39    | 51   |
| 1992 | 4   | 6   | 6   | 4   | 6   | 4   | 3   | 7   | 4   | 6   | 5   | 5   | 7   | 3   | XX  | XX | 4   | 6   | --- | --- | 3   | 7   | --- | --- | 42    | 48   |
| 1993 | 10  | 0   | 6   | 4   | 3   | 7   | 3   | 7   | 5   | 5   | 3   | 7   | 5   | 5   | XX  | XX | 4   | 6   | --- | --- | 6   | 4   | --- | --- | 45    | 45   |
| 1994 | 8   | 2   | 4   | 1   | 6   | 4   | 5   | 5   | 4   | 1   | 3   | 2   | 4   | 6   | XX  | XX | 8   | 2   | 7   | 3   | 3   | 2   | 9   | 1   | 61    | 29   |
| 1995 | 3   | 7   | 4   | 1   | 2   | 3   | 5   | 5   | 4   | 6   | 2   | 8   | 3   | 2   | XX  | XX | 8   | 2   | 7   | 3   | 7   | 3   | 2   | 3   | 47    | 43   |
| 1996 | 5   | 1   | 6   | 4   | 5   | 5   | 0   | 6   | 3   | 7   | 4   | 6   | 2   | 4   | XX  | XX | 5   | 5   | 3   | 7   | 4   | 2   | 5   | 5   | 42    | 52   |
| 1997 | 6   | 4   | 6   | 4   | 6   | 4   | 2   | 4   | 5   | 5   | 3   | 3   | 4   | 2   | XX  | XX | 6   | 4   | 5   | 5   | 4   | 2   | 6   | 4   | 53    | 41   |
| 1998 | 4   | 6   | 5   | 1   | 3   | 3   | 6   | 4   | 2   | 4   | 5   | 5   | 7   | 3   | XX  | XX | 5   | 5   | 4   | 6   | 2   | 4   | 5   | 5   | 48    | 46   |
| 1999 | 3   | 7   | 9   | 1   | 6   | 4   | 3   | 3   | 3   | 3   | 4   | 2   | 4   | 2   | XX  | XX | 5   | 5   | 5   | 5   | 5   | 5   | 6   | 4   | 53    | 41   |
| 2000 | 3   | 7   | 5   | 5   | 4   | 2   | 2   | 8   | 4   | 6   | 8   | 2   | 1   | 5   | XX  | XX | 4   | 6   | 2   | 8   | 3   | 3   | 3   | 3   | 39    | 55   |
| 2001 | 0   | 6   | 3   | 3   | 5   | 5   | 6   | 4   | 3   | 7   | 4   | 6   | 4   | 2   | XX  | XX | 2   | 4   | 3   | 7   | 3   | 7   | 6   | 4   | 39    | 55   |
| 2002 | 4   | 2   | 1   | 5   | 2   | 4   | 3   | 7   | 4   | 6   | 2   | 4   | 6   | 4   | XX  | XX | 5   | 5   | 4   | 6   | 2   | 8   | 4   | 6   | 37    | 57   |
| 2003 | 5   | 5   | 3   | 3   | 3   | 7   | 2   | 4   | 2   | 4   | 2   | 4   | 3   | 7   | XX  | XX | 2   | 8   | 4   | 6   | 4   | 6   | 3   | 7   | 33    | 61   |
| 2004 | 4   | 2   | 1   | 9   | 3   | 7   | 3   | 7   | 1   | 5   | 4   | 2   | 3   | 7   | XX  | XX | 4   | 6   | 3   | 7   | 5   | 5   | 4   | 2   | 35    | 59   |
| 2005 | 7   | 3   | 1   | 5   | 8   | 2   | 2   | 8   | 3   | 7   | 2   | 4   | 5   | 5   | XX  | XX | 4   | 2   | 2   | 8   | 4   | 2   | 1   | 9   | 39    | 55   |
| 2006 | 4   | 2   | 8   | 2   | 5   | 5   | 5   | 5   | 1   | 5   | 7   | 3   | 4   | 2   | XX  | XX | 3   | 3   | 4   | 6   | 6   | 4   | 0   | 10  | 47    | 47   |
| 2007 | 1   | 5   | 3   | 7   | 5   | 5   | 4   | 6   | 4   | 6   | 2   | 8   | 2   | 8   | XX  | XX | 3   | 3   | 2   | 4   | 2   | 8   | 1   | 5   | 29    | 65   |
| 2008 | 6   | 4   | 2   | 4   | 2   | 8   | 5   | 5   | 4   | 2   | 3   | 7   | 3   | 7   | XX  | XX | 7   | 3   | 6   | 4   | 2   | 4   | 2   | 4   | 42    | 52   |
| 2009 | 2   | 4   | 1   | 5   | 3   | 7   | 1   | 5   | 4   | 6   | 4   | 6   | 3   | 7   | XX  | XX | 2   | 8   | 2   | 4   | 3   | 7   | 4   | 6   | 29    | 65   |
| 2010 | 5   | 5   | 2   | 8   | 4   | 2   | 3   | 7   | 4   | 6   | 2   | 4   | 1   | 9   | XX  | XX | 3   | 3   | 5   | 5   | 3   | 3   | 2   | 8   | 34    | 60   |
| 2011 | 3   | 3   | 7   | 3   | 1   | 5   | 4   | 6   | 6   | 4   | 9   | 1   | 6   | 4   | XX  | XX | 5   | 1   | 1   | 5   | 5   | 5   | 5   | 5   | 52    | 42   |
| 2012 | 3   | 7   | 7   | 3   | 5   | 1   | 5   | 5   | 4   | 6   | 5   | 1   | 5   | 5   | XX  | XX | 2   | 4   | 4   | 2   | 7   | 3   | 7   | 3   | 54    | 40   |
| 2013 | 4   | 2   | 8   | 2   | 4   | 6   | 3   | 3   | 9   | 1   | 2   | 4   | 6   | 4   | XX  | XX | 7   | 3   | 3   | 3   | 4   | 6   | 1   | 9   | 51    | 43   |
| 2014 | 5   | 5   | 3   | 3   | 2   | 8   | 1   | 9   | 5   | 5   | 4   | 6   | 4   | 2   | XX  | XX | 2   | 8   | 5   | 5   | 3   | 3   | 2   | 4   | 36    | 58   |
| 2015 | 5   | 1   | 4   | 6   | 6   | 4   | 2   | 4   | 3   | 3   | 5   | 5   | 5   | 5   | XX  | XX | 7   | 3   | 6   | 4   | 3   | 3   | 2   | 8   | 48    | 46   |
| 2016 | 3   | 3   | 4   | 6   | 4   | 6   | 5   | 5   | 1   | 5   | 1   | 5   | 6   | 4   | XX  | XX | 4   | 6   | 3   | 7   | 1   | 9   | 1   | 5   | 33    | 61   |
| 2017 | 5   | 5   | 1   | 5   | 3   | 7   | 3   | 3   | 5   | 5   | 2   | 8   | 5   | 5   | XX  | XX | 4   | 2   | 3   | 3   | 7   | 3   | 4   | 6   | 42    | 52   |
|      | 161 | 144 | 148 | 155 | 147 | 173 | 132 | 185 | 101 | 132 | 128 | 152 | 169 | 147 | 0   | 0  | 165 | 152 | 93  | 123 | 149 | 159 | 85  | 126 | 1478  | 1648 |

D.V.A.L. TEAM vs. TEAM RECORDS

| STL  | ATL |     | CHI |     | CIN |     | LA  |     | MIL |     | NYM |     | PHI |     | PIT |     | STL |    | SD  |     | SF  |     | WAS |     | TOTAL |      |
|------|-----|-----|-----|-----|-----|-----|-----|-----|-----|-----|-----|-----|-----|-----|-----|-----|-----|----|-----|-----|-----|-----|-----|-----|-------|------|
|      | W   | L   | W   | L   | W   | L   | W   | L   | W   | L   | W   | L   | W   | L   | W   | L   | W   | L  | W   | L   | W   | L   | W   | L   | W     | L    |
| 1984 | 6   | 6   | 11  | 1   | 6   | 6   | 4   | 8   | --- | --- | --- | --- | 6   | 6   | 5   | 7   | XX  | XX | --- | --- | 4   | 8   | --- | --- | 42    | 42   |
| 1985 | 9   | 3   | 11  | 1   | 5   | 7   | 10  | 2   | --- | --- | --- | --- | 6   | 6   | 5   | 7   | XX  | XX | --- | --- | 10  | 2   | --- | --- | 56    | 28   |
| 1986 | 7   | 4   | 5   | 6   | 4   | 7   | 6   | 5   | --- | --- | 10  | 1   | 9   | 2   | 5   | 6   | XX  | XX | --- | --- | 9   | 2   | --- | --- | 55    | 33   |
| 1987 | 8   | 3   | 5   | 6   | 4   | 7   | 5   | 6   | --- | --- | 8   | 3   | 6   | 5   | 4   | 7   | XX  | XX | --- | --- | 3   | 8   | --- | --- | 43    | 45   |
| 1988 | 6   | 5   | 7   | 4   | 4   | 7   | 4   | 7   | --- | --- | 9   | 2   | 7   | 4   | 6   | 5   | XX  | XX | --- | --- | 5   | 6   | --- | --- | 48    | 40   |
| 1989 | 5   | 6   | 4   | 7   | 1   | 10  | 3   | 8   | --- | --- | 3   | 8   | 3   | 8   | 3   | 8   | XX  | XX | --- | --- | 4   | 7   | --- | --- | 26    | 62   |
| 1990 | 10  | 1   | 5   | 6   | 4   | 7   | 4   | 7   | --- | --- | 3   | 8   | 4   | 7   | 5   | 6   | XX  | XX | --- | --- | 6   | 5   | --- | --- | 41    | 47   |
| 1991 | 4   | 6   | 5   | 5   | 2   | 8   | 5   | 5   | 7   | 3   | 4   | 6   | 5   | 5   | 6   | 4   | XX  | XX | --- | --- | 5   | 5   | --- | --- | 43    | 47   |
| 1992 | 8   | 2   | 4   | 6   | 7   | 3   | 6   | 4   | 6   | 4   | 4   | 6   | 4   | 6   | 6   | 4   | XX  | XX | --- | --- | 8   | 2   | --- | --- | 53    | 37   |
| 1993 | 7   | 3   | 7   | 3   | 5   | 5   | 5   | 5   | 5   | 5   | 6   | 4   | 3   | 7   | 6   | 4   | XX  | XX | --- | --- | 6   | 4   | --- | --- | 50    | 40   |
| 1994 | 5   | 5   | 2   | 3   | 6   | 4   | 1   | 4   | 1   | 4   | 5   | 5   | 7   | 3   | 2   | 8   | XX  | XX | 5   | 0   | 5   | 5   | 10  | 0   | 49    | 41   |
| 1995 | 3   | 7   | 3   | 2   | 2   | 3   | 5   | 5   | 2   | 3   | 4   | 6   | 4   | 6   | 2   | 8   | XX  | XX | 5   | 5   | 9   | 1   | 2   | 3   | 41    | 49   |
| 1996 | 9   | 1   | 6   | 4   | 2   | 8   | 3   | 3   | 6   | 4   | 3   | 3   | 2   | 4   | 5   | 5   | XX  | XX | 3   | 3   | 5   | 5   | 7   | 3   | 51    | 43   |
| 1997 | 3   | 7   | 5   | 1   | 2   | 8   | 2   | 4   | 3   | 7   | 2   | 4   | 4   | 6   | 4   | 6   | XX  | XX | 7   | 3   | 6   | 0   | 10  | 0   | 48    | 46   |
| 1998 | 6   | 4   | 4   | 2   | 2   | 4   | 4   | 6   | 3   | 3   | 9   | 1   | 2   | 4   | 5   | 5   | XX  | XX | 4   | 6   | 8   | 2   | 7   | 3   | 54    | 40   |
| 1999 | 3   | 3   | 8   | 2   | 4   | 6   | 4   | 2   | 4   | 6   | 4   | 6   | 7   | 3   | 5   | 5   | XX  | XX | 6   | 4   | 2   | 4   | 3   | 3   | 50    | 44   |
| 2000 | 8   | 2   | 5   | 1   | 4   | 6   | 3   | 3   | 3   | 3   | 9   | 1   | 7   | 3   | 6   | 4   | XX  | XX | 5   | 1   | 8   | 2   | 6   | 4   | 64    | 30   |
| 2001 | 6   | 4   | 3   | 3   | 5   | 5   | 4   | 2   | 6   | 4   | 8   | 2   | 5   | 5   | 4   | 2   | XX  | XX | 3   | 3   | 6   | 4   | 8   | 2   | 58    | 36   |
| 2002 | 6   | 4   | 6   | 4   | 8   | 2   | 3   | 3   | 3   | 7   | 7   | 3   | 4   | 2   | 5   | 5   | XX  | XX | 8   | 2   | 1   | 5   | 3   | 3   | 54    | 40   |
| 2003 | 3   | 3   | 9   | 1   | 5   | 5   | 6   | 4   | 4   | 6   | 6   | 4   | 9   | 1   | 8   | 2   | XX  | XX | 3   | 3   | 2   | 4   | 1   | 5   | 56    | 38   |
| 2004 | 7   | 3   | 2   | 4   | 6   | 4   | 4   | 2   | 7   | 3   | 8   | 2   | 4   | 2   | 6   | 4   | XX  | XX | 7   | 3   | 3   | 3   | 5   | 5   | 59    | 35   |
| 2005 | 5   | 5   | 6   | 0   | 3   | 7   | 5   | 5   | 6   | 4   | 3   | 3   | 3   | 7   | 2   | 4   | XX  | XX | 5   | 5   | 4   | 2   | 6   | 4   | 48    | 46   |
| 2006 | 4   | 6   | 7   | 3   | 4   | 2   | 6   | 4   | 2   | 8   | 6   | 4   | 2   | 4   | 3   | 3   | XX  | XX | 4   | 2   | 7   | 3   | 4   | 6   | 49    | 45   |
| 2007 | 9   | 1   | 4   | 2   | 8   | 2   | 3   | 3   | 8   | 2   | 6   | 4   | 3   | 3   | 3   | 3   | XX  | XX | 3   | 7   | 3   | 7   | 4   | 6   | 54    | 40   |
| 2008 | 3   | 3   | 1   | 9   | 3   | 7   | 2   | 4   | 3   | 7   | 5   | 5   | 4   | 2   | 3   | 7   | XX  | XX | 0   | 6   | 4   | 6   | 2   | 8   | 30    | 64   |
| 2009 | 3   | 3   | 3   | 3   | 3   | 7   | 7   | 3   | 6   | 4   | 8   | 2   | 8   | 2   | 8   | 2   | XX  | XX | 2   | 4   | 6   | 4   | 2   | 4   | 56    | 38   |
| 2010 | 4   | 6   | 4   | 6   | 3   | 3   | 4   | 6   | 5   | 5   | 3   | 3   | 4   | 6   | 3   | 3   | XX  | XX | 5   | 5   | 4   | 2   | 6   | 4   | 45    | 49   |
| 2011 | 8   | 2   | 4   | 2   | 3   | 3   | 6   | 4   | 6   | 4   | 6   | 4   | 7   | 3   | 1   | 5   | XX  | XX | 4   | 2   | 8   | 2   | 6   | 4   | 59    | 35   |
| 2012 | 6   | 4   | 9   | 1   | 2   | 4   | 7   | 3   | 7   | 3   | 3   | 3   | 6   | 4   | 4   | 2   | XX  | XX | 8   | 2   | 6   | 4   | 4   | 2   | 62    | 32   |
| 2013 | 5   | 5   | 3   | 3   | 5   | 5   | 6   | 4   | 4   | 2   | 6   | 4   | 3   | 3   | 3   | 7   | XX  | XX | 8   | 2   | 6   | 0   | 4   | 6   | 53    | 41   |
| 2014 | 3   | 7   | 4   | 2   | 4   | 6   | 7   | 3   | 9   | 1   | 2   | 4   | 4   | 2   | 8   | 2   | XX  | XX | 3   | 7   | 5   | 5   | 4   | 2   | 53    | 41   |
| 2015 | 3   | 7   | 2   | 4   | 4   | 6   | 6   | 4   | 4   | 6   | 1   | 5   | 2   | 4   | 3   | 7   | XX  | XX | 3   | 3   | 6   | 4   | 3   | 7   | 37    | 57   |
| 2016 | 6   | 4   | 5   | 5   | 2   | 4   | 5   | 5   | 5   | 1   | 3   | 3   | 5   | 5   | 6   | 4   | XX  | XX | 3   | 7   | 10  | 0   | 3   | 3   | 53    | 41   |
| 2017 | 7   | 3   | 5   | 1   | 5   | 5   | 4   | 2   | 7   | 3   | 4   | 6   | 5   | 5   | 2   | 4   | XX  | XX | 5   | 1   | 5   | 5   | 7   | 3   | 56    | 38   |
|      | 195 | 138 | 174 | 113 | 137 | 183 | 159 | 145 | 132 | 112 | 168 | 125 | 164 | 145 | 152 | 165 | 0   | 0  | 109 | 86  | 189 | 128 | 117 | 90  | 1696  | 1430 |



D.V.A.L. TEAM vs. TEAM RECORDS

| SD   | ATL |     | CHI |     | CIN |     | LA  |     | MIL |     | NYM |     | PHI |     | PIT |     | STL |     | SD |    | SF  |     | WAS |     | TOTAL |      |
|------|-----|-----|-----|-----|-----|-----|-----|-----|-----|-----|-----|-----|-----|-----|-----|-----|-----|-----|----|----|-----|-----|-----|-----|-------|------|
|      | W   | L   | W   | L   | W   | L   | W   | L   | W   | L   | W   | L   | W   | L   | W   | L   | W   | L   | W  | L  | W   | L   | W   | L   | W     | L    |
| 1984 | --- | --- | --- | --- | --- | --- | --- | --- | --- | --- | --- | --- | --- | --- | --- | --- | --- | --- | XX | XX | --- | --- | --- | --- | 0     | 0    |
| 1985 | --- | --- | --- | --- | --- | --- | --- | --- | --- | --- | --- | --- | --- | --- | --- | --- | --- | --- | XX | XX | --- | --- | --- | --- | 0     | 0    |
| 1986 | --- | --- | --- | --- | --- | --- | --- | --- | --- | --- | --- | --- | --- | --- | --- | --- | --- | --- | XX | XX | --- | --- | --- | --- | 0     | 0    |
| 1987 | --- | --- | --- | --- | --- | --- | --- | --- | --- | --- | --- | --- | --- | --- | --- | --- | --- | --- | XX | XX | --- | --- | --- | --- | 0     | 0    |
| 1988 | --- | --- | --- | --- | --- | --- | --- | --- | --- | --- | --- | --- | --- | --- | --- | --- | --- | --- | XX | XX | --- | --- | --- | --- | 0     | 0    |
| 1989 | --- | --- | --- | --- | --- | --- | --- | --- | --- | --- | --- | --- | --- | --- | --- | --- | --- | --- | XX | XX | --- | --- | --- | --- | 0     | 0    |
| 1990 | --- | --- | --- | --- | --- | --- | --- | --- | --- | --- | --- | --- | --- | --- | --- | --- | --- | --- | XX | XX | --- | --- | --- | --- | 0     | 0    |
| 1991 | --- | --- | --- | --- | --- | --- | --- | --- | --- | --- | --- | --- | --- | --- | --- | --- | --- | --- | XX | XX | --- | --- | --- | --- | 0     | 0    |
| 1992 | --- | --- | --- | --- | --- | --- | --- | --- | --- | --- | --- | --- | --- | --- | --- | --- | --- | --- | XX | XX | --- | --- | --- | --- | 0     | 0    |
| 1993 | --- | --- | --- | --- | --- | --- | --- | --- | --- | --- | --- | --- | --- | --- | --- | --- | --- | --- | XX | XX | --- | --- | --- | --- | 0     | 0    |
| 1994 | 3   | 2   | 4   | 6   | 1   | 4   | 2   | 3   | 5   | 5   | 3   | 7   | 3   | 7   | 3   | 7   | 0   | 5   | XX | XX | 4   | 6   | 5   | 5   | 33    | 57   |
| 1995 | 1   | 4   | 6   | 4   | 3   | 7   | 0   | 5   | 3   | 2   | 2   | 3   | 5   | 5   | 3   | 7   | 5   | 5   | XX | XX | 5   | 5   | 6   | 4   | 39    | 51   |
| 1996 | 6   | 4   | 6   | 4   | 5   | 5   | 5   | 5   | 2   | 4   | 3   | 3   | 5   | 5   | 7   | 3   | 3   | 3   | XX | XX | 4   | 6   | 3   | 3   | 49    | 45   |
| 1997 | 3   | 3   | 4   | 6   | 0   | 6   | 3   | 7   | 4   | 6   | 0   | 6   | 3   | 3   | 5   | 5   | 3   | 7   | XX | XX | 7   | 3   | 5   | 5   | 37    | 57   |
| 1998 | 4   | 6   | 6   | 4   | 6   | 4   | 3   | 3   | 3   | 7   | 2   | 4   | 3   | 3   | 6   | 4   | 6   | 4   | XX | XX | 7   | 3   | 4   | 2   | 50    | 44   |
| 1999 | 1   | 5   | 4   | 6   | 6   | 4   | 4   | 2   | 2   | 4   | 7   | 3   | 4   | 6   | 5   | 5   | 4   | 6   | XX | XX | 3   | 3   | 6   | 4   | 46    | 48   |
| 2000 | 2   | 8   | 5   | 5   | 0   | 6   | 2   | 8   | 3   | 7   | 4   | 6   | 2   | 8   | 8   | 2   | 1   | 5   | XX | XX | 3   | 3   | 5   | 1   | 35    | 59   |
| 2001 | 3   | 3   | 3   | 3   | 3   | 7   | 3   | 3   | 6   | 4   | 5   | 5   | 5   | 5   | 7   | 3   | 3   | 3   | XX | XX | 3   | 7   | 6   | 4   | 47    | 47   |
| 2002 | 4   | 6   | 7   | 3   | 4   | 6   | 5   | 5   | 2   | 4   | 5   | 5   | 3   | 3   | 6   | 4   | 2   | 8   | XX | XX | 4   | 2   | 4   | 2   | 46    | 48   |
| 2003 | 4   | 2   | 8   | 2   | 3   | 3   | 3   | 3   | 3   | 7   | 2   | 8   | 6   | 4   | 6   | 4   | 3   | 3   | XX | XX | 6   | 4   | 2   | 8   | 46    | 48   |
| 2004 | 5   | 5   | 5   | 5   | 5   | 1   | 3   | 3   | 0   | 10  | 5   | 5   | 3   | 3   | 7   | 3   | 3   | 7   | XX | XX | 3   | 3   | 3   | 7   | 42    | 52   |
| 2005 | 6   | 4   | 4   | 6   | 3   | 3   | 5   | 5   | 3   | 3   | 5   | 5   | 3   | 3   | 8   | 2   | 5   | 5   | XX | XX | 5   | 5   | 2   | 4   | 49    | 45   |
| 2006 | 8   | 2   | 3   | 3   | 2   | 8   | 4   | 6   | 5   | 5   | 7   | 3   | 4   | 6   | 6   | 4   | 2   | 4   | XX | XX | 4   | 2   | 3   | 3   | 48    | 46   |
| 2007 | 7   | 3   | 3   | 7   | 6   | 4   | 7   | 3   | 4   | 2   | 2   | 4   | 2   | 4   | 4   | 2   | 7   | 3   | XX | XX | 4   | 6   | 4   | 6   | 50    | 44   |
| 2008 | 4   | 2   | 5   | 5   | 4   | 6   | 7   | 3   | 5   | 5   | 5   | 1   | 5   | 5   | 4   | 6   | 6   | 0   | XX | XX | 5   | 5   | 3   | 3   | 53    | 41   |
| 2009 | 5   | 5   | 4   | 6   | 3   | 3   | 8   | 2   | 5   | 5   | 6   | 4   | 10  | 0   | 4   | 2   | 4   | 2   | XX | XX | 3   | 7   | 4   | 2   | 56    | 38   |
| 2010 | 5   | 1   | 4   | 2   | 7   | 3   | 5   | 1   | 6   | 4   | 5   | 5   | 3   | 3   | 5   | 5   | 5   | 5   | XX | XX | 5   | 5   | 6   | 4   | 56    | 38   |
| 2011 | 7   | 3   | 4   | 2   | 4   | 2   | 5   | 5   | 5   | 5   | 6   | 4   | 7   | 3   | 5   | 1   | 2   | 4   | XX | XX | 2   | 8   | 4   | 6   | 51    | 43   |
| 2012 | 4   | 6   | 6   | 0   | 8   | 2   | 9   | 1   | 7   | 3   | 5   | 1   | 4   | 6   | 2   | 4   | 2   | 8   | XX | XX | 7   | 3   | 2   | 4   | 56    | 38   |
| 2013 | 8   | 2   | 5   | 5   | 2   | 4   | 4   | 2   | 5   | 5   | 2   | 4   | 8   | 2   | 3   | 3   | 2   | 8   | XX | XX | 8   | 2   | 5   | 5   | 52    | 42   |
| 2014 | 6   | 0   | 6   | 4   | 4   | 2   | 6   | 4   | 6   | 0   | 4   | 6   | 6   | 4   | 5   | 5   | 7   | 3   | XX | XX | 1   | 5   | 8   | 2   | 59    | 35   |
| 2015 | 7   | 3   | 2   | 4   | 2   | 8   | 5   | 5   | 6   | 4   | 7   | 3   | 4   | 2   | 4   | 6   | 3   | 3   | XX | XX | 7   | 3   | 3   | 3   | 50    | 44   |
| 2016 | 3   | 3   | 2   | 4   | 5   | 5   | 7   | 3   | 7   | 3   | 5   | 1   | 3   | 7   | 7   | 3   | 7   | 3   | XX | XX | 6   | 0   | 7   | 3   | 59    | 35   |
| 2017 | 8   | 2   | 8   | 2   | 5   | 5   | 4   | 2   | 6   | 4   | 5   | 5   | 4   | 6   | 3   | 3   | 1   | 5   | XX | XX | 6   | 4   | 3   | 3   | 53    | 41   |
|      | 114 | 84  | 114 | 98  | 91  | 108 | 109 | 89  | 103 | 108 | 102 | 101 | 105 | 103 | 123 | 93  | 86  | 109 | 0  | 0  | 112 | 100 | 103 | 93  | 1162  | 1086 |

D.V.A.L. TEAM vs. TEAM RECORDS

| SF   | ATL |     | CHI |     | CIN |     | LA  |     | MIL |     | NYM |     | PHI |     | PIT |     | STL |     | SD  |     | SF |    | WAS |     | TOTAL |      |
|------|-----|-----|-----|-----|-----|-----|-----|-----|-----|-----|-----|-----|-----|-----|-----|-----|-----|-----|-----|-----|----|----|-----|-----|-------|------|
|      | W   | L   | W   | L   | W   | L   | W   | L   | W   | L   | W   | L   | W   | L   | W   | L   | W   | L   | W   | L   | W  | L  | W   | L   | W     | L    |
| 1984 | 5   | 7   | 5   | 7   | 7   | 5   | 2   | 10  | --- | --- | --- | --- | 5   | 7   | 8   | 4   | 8   | 4   | --- | --- | XX | XX | --- | --- | 40    | 44   |
| 1985 | 3   | 9   | 5   | 7   | 5   | 7   | 7   | 5   | --- | --- | --- | --- | 6   | 6   | 3   | 9   | 2   | 10  | --- | --- | XX | XX | --- | --- | 31    | 53   |
| 1986 | 4   | 7   | 3   | 8   | 4   | 7   | 5   | 6   | --- | --- | 5   | 6   | 3   | 8   | 4   | 7   | 2   | 9   | --- | --- | XX | XX | --- | --- | 30    | 58   |
| 1987 | 7   | 4   | 4   | 7   | 6   | 5   | 7   | 4   | --- | --- | 4   | 7   | 8   | 3   | 6   | 5   | 8   | 3   | --- | --- | XX | XX | --- | --- | 50    | 38   |
| 1988 | 7   | 4   | 3   | 8   | 6   | 5   | 4   | 7   | --- | --- | 8   | 3   | 7   | 4   | 3   | 8   | 6   | 5   | --- | --- | XX | XX | --- | --- | 44    | 44   |
| 1989 | 4   | 7   | 3   | 8   | 3   | 8   | 4   | 7   | --- | --- | 5   | 6   | 4   | 7   | 4   | 7   | 7   | 4   | --- | --- | XX | XX | --- | --- | 34    | 54   |
| 1990 | 0   | 11  | 6   | 5   | 2   | 9   | 5   | 6   | --- | --- | 2   | 9   | 7   | 4   | 8   | 3   | 5   | 6   | --- | --- | XX | XX | --- | --- | 35    | 53   |
| 1991 | 4   | 6   | 5   | 5   | 2   | 8   | 7   | 3   | 8   | 2   | 3   | 7   | 6   | 4   | 5   | 5   | 5   | 5   | --- | --- | XX | XX | --- | --- | 45    | 45   |
| 1992 | 5   | 5   | 0   | 10  | 3   | 7   | 5   | 5   | 7   | 3   | 2   | 8   | 4   | 6   | 7   | 3   | 2   | 8   | --- | --- | XX | XX | --- | --- | 35    | 55   |
| 1993 | 4   | 6   | 0   | 10  | 3   | 7   | 4   | 6   | 4   | 6   | 2   | 8   | 2   | 8   | 4   | 6   | 4   | 6   | --- | --- | XX | XX | --- | --- | 27    | 63   |
| 1994 | 6   | 4   | 4   | 6   | 6   | 4   | 5   | 5   | 3   | 7   | 1   | 4   | 4   | 1   | 2   | 3   | 5   | 5   | 6   | 4   | XX | XX | 4   | 1   | 46    | 44   |
| 1995 | 0   | 5   | 5   | 5   | 2   | 3   | 1   | 4   | 0   | 5   | 3   | 7   | 6   | 4   | 3   | 7   | 1   | 9   | 5   | 5   | XX | XX | 5   | 5   | 31    | 59   |
| 1996 | 4   | 2   | 4   | 2   | 1   | 5   | 3   | 7   | 2   | 8   | 4   | 6   | 3   | 7   | 2   | 4   | 5   | 5   | 6   | 4   | XX | XX | 4   | 6   | 38    | 56   |
| 1997 | 3   | 7   | 5   | 1   | 2   | 8   | 2   | 4   | 3   | 7   | 0   | 10  | 3   | 7   | 2   | 4   | 0   | 6   | 3   | 7   | XX | XX | 5   | 5   | 28    | 66   |
| 1998 | 3   | 7   | 5   | 1   | 1   | 5   | 6   | 4   | 1   | 5   | 4   | 6   | 4   | 6   | 4   | 2   | 2   | 8   | 3   | 7   | XX | XX | 2   | 8   | 35    | 59   |
| 1999 | 2   | 4   | 7   | 3   | 3   | 7   | 4   | 6   | 5   | 5   | 6   | 4   | 4   | 6   | 5   | 5   | 4   | 2   | 3   | 3   | XX | XX | 0   | 6   | 43    | 51   |
| 2000 | 6   | 4   | 8   | 2   | 5   | 5   | 7   | 3   | 6   | 4   | 6   | 4   | 4   | 2   | 3   | 3   | 2   | 8   | 3   | 3   | XX | XX | 4   | 2   | 54    | 40   |
| 2001 | 3   | 7   | 10  | 0   | 0   | 6   | 6   | 4   | 6   | 0   | 4   | 2   | 6   | 4   | 7   | 3   | 4   | 6   | 7   | 3   | XX | XX | 2   | 4   | 55    | 39   |
| 2002 | 8   | 2   | 4   | 6   | 6   | 4   | 4   | 2   | 4   | 6   | 6   | 4   | 2   | 4   | 8   | 2   | 5   | 1   | 2   | 4   | XX | XX | 5   | 5   | 54    | 40   |
| 2003 | 5   | 1   | 9   | 1   | 4   | 2   | 5   | 5   | 5   | 5   | 8   | 2   | 5   | 5   | 6   | 4   | 4   | 2   | 4   | 6   | XX | XX | 4   | 2   | 59    | 35   |
| 2004 | 5   | 5   | 2   | 4   | 4   | 6   | 5   | 5   | 4   | 6   | 6   | 4   | 3   | 3   | 5   | 5   | 3   | 3   | 3   | 3   | XX | XX | 5   | 5   | 45    | 49   |
| 2005 | 7   | 3   | 7   | 3   | 1   | 5   | 7   | 3   | 4   | 6   | 6   | 4   | 3   | 7   | 2   | 4   | 2   | 4   | 5   | 5   | XX | XX | 3   | 3   | 47    | 47   |
| 2006 | 4   | 6   | 4   | 6   | 2   | 4   | 3   | 3   | 4   | 6   | 3   | 3   | 5   | 5   | 4   | 6   | 3   | 7   | 2   | 4   | XX | XX | 1   | 9   | 35    | 59   |
| 2007 | 6   | 4   | 6   | 4   | 2   | 4   | 6   | 4   | 3   | 3   | 6   | 0   | 1   | 5   | 8   | 2   | 7   | 3   | 6   | 4   | XX | XX | 8   | 2   | 59    | 35   |
| 2008 | 7   | 3   | 2   | 4   | 3   | 3   | 3   | 7   | 2   | 4   | 7   | 3   | 10  | 0   | 4   | 2   | 6   | 4   | 5   | 5   | XX | XX | 6   | 4   | 55    | 39   |
| 2009 | 7   | 3   | 5   | 5   | 3   | 3   | 6   | 4   | 3   | 3   | 0   | 6   | 4   | 2   | 7   | 3   | 4   | 6   | 7   | 3   | XX | XX | 7   | 3   | 53    | 41   |
| 2010 | 3   | 3   | 5   | 5   | 2   | 8   | 4   | 6   | 2   | 4   | 5   | 5   | 5   | 5   | 3   | 3   | 2   | 4   | 5   | 5   | XX | XX | 2   | 8   | 38    | 56   |
| 2011 | 7   | 3   | 6   | 4   | 5   | 5   | 5   | 5   | 2   | 4   | 5   | 1   | 3   | 3   | 5   | 5   | 2   | 8   | 8   | 2   | XX | XX | 6   | 0   | 54    | 40   |
| 2012 | 2   | 4   | 2   | 4   | 5   | 5   | 4   | 2   | 6   | 4   | 3   | 7   | 1   | 5   | 3   | 7   | 4   | 6   | 3   | 7   | XX | XX | 3   | 7   | 36    | 58   |
| 2013 | 7   | 3   | 4   | 6   | 5   | 5   | 3   | 7   | 4   | 2   | 8   | 2   | 6   | 0   | 6   | 4   | 0   | 6   | 2   | 8   | XX | XX | 6   | 0   | 51    | 43   |
| 2014 | 4   | 2   | 5   | 5   | 5   | 5   | 3   | 3   | 6   | 4   | 8   | 2   | 7   | 3   | 3   | 3   | 5   | 5   | 5   | 1   | XX | XX | 3   | 7   | 54    | 40   |
| 2015 | 4   | 6   | 3   | 7   | 0   | 6   | 3   | 3   | 2   | 4   | 4   | 6   | 1   | 9   | 3   | 3   | 4   | 6   | 3   | 7   | XX | XX | 4   | 6   | 31    | 63   |
| 2016 | 5   | 5   | 4   | 2   | 4   | 6   | 3   | 3   | 3   | 7   | 5   | 5   | 1   | 5   | 9   | 1   | 0   | 10  | 0   | 6   | XX | XX | 5   | 5   | 39    | 55   |
| 2017 | 1   | 9   | 4   | 6   | 1   | 5   | 6   | 4   | 4   | 2   | 4   | 2   | 2   | 4   | 3   | 7   | 5   | 5   | 4   | 6   | XX | XX | 4   | 6   | 38    | 56   |
|      | 152 | 168 | 154 | 167 | 113 | 187 | 154 | 162 | 103 | 122 | 143 | 153 | 145 | 159 | 159 | 149 | 128 | 189 | 100 | 112 | 0  | 0  | 98  | 109 | 1449  | 1677 |

D.V.A.L. TEAM vs. TEAM RECORDS

| WAS  | ATL |     | CHI |     | CIN |     | LA  |     | MIL |     | NYM |     | PHI |     | PIT |     | STL |     | SD  |     | SF  |     | WAS |    | TOTAL |      |
|------|-----|-----|-----|-----|-----|-----|-----|-----|-----|-----|-----|-----|-----|-----|-----|-----|-----|-----|-----|-----|-----|-----|-----|----|-------|------|
|      | W   | L   | W   | L   | W   | L   | W   | L   | W   | L   | W   | L   | W   | L   | W   | L   | W   | L   | W   | L   | W   | L   | W   | L  | W     | L    |
| 1984 | --- | --- | --- | --- | --- | --- | --- | --- | --- | --- | --- | --- | --- | --- | --- | --- | --- | --- | --- | --- | --- | --- | XX  | XX | 0     | 0    |
| 1985 | --- | --- | --- | --- | --- | --- | --- | --- | --- | --- | --- | --- | --- | --- | --- | --- | --- | --- | --- | --- | --- | --- | XX  | XX | 0     | 0    |
| 1986 | --- | --- | --- | --- | --- | --- | --- | --- | --- | --- | --- | --- | --- | --- | --- | --- | --- | --- | --- | --- | --- | --- | XX  | XX | 0     | 0    |
| 1987 | --- | --- | --- | --- | --- | --- | --- | --- | --- | --- | --- | --- | --- | --- | --- | --- | --- | --- | --- | --- | --- | --- | XX  | XX | 0     | 0    |
| 1988 | --- | --- | --- | --- | --- | --- | --- | --- | --- | --- | --- | --- | --- | --- | --- | --- | --- | --- | --- | --- | --- | --- | XX  | XX | 0     | 0    |
| 1989 | --- | --- | --- | --- | --- | --- | --- | --- | --- | --- | --- | --- | --- | --- | --- | --- | --- | --- | --- | --- | --- | --- | XX  | XX | 0     | 0    |
| 1990 | --- | --- | --- | --- | --- | --- | --- | --- | --- | --- | --- | --- | --- | --- | --- | --- | --- | --- | --- | --- | --- | --- | XX  | XX | 0     | 0    |
| 1991 | --- | --- | --- | --- | --- | --- | --- | --- | --- | --- | --- | --- | --- | --- | --- | --- | --- | --- | --- | --- | --- | --- | XX  | XX | 0     | 0    |
| 1992 | --- | --- | --- | --- | --- | --- | --- | --- | --- | --- | --- | --- | --- | --- | --- | --- | --- | --- | --- | --- | --- | --- | XX  | XX | 0     | 0    |
| 1993 | --- | --- | --- | --- | --- | --- | --- | --- | --- | --- | --- | --- | --- | --- | --- | --- | --- | --- | --- | --- | --- | --- | XX  | XX | 0     | 0    |
| 1994 | 2   | 8   | 1   | 9   | 5   | 5   | 0   | 10  | 2   | 3   | 3   | 2   | 1   | 4   | 1   | 9   | 0   | 10  | 5   | 5   | 1   | 4   | XX  | XX | 21    | 69   |
| 1995 | 3   | 7   | 2   | 3   | 1   | 9   | 3   | 7   | 2   | 8   | 0   | 10  | 1   | 4   | 3   | 2   | 3   | 2   | 4   | 6   | 5   | 5   | XX  | XX | 27    | 63   |
| 1996 | 3   | 7   | 6   | 4   | 4   | 6   | 0   | 6   | 0   | 6   | 2   | 4   | 5   | 5   | 5   | 5   | 3   | 7   | 3   | 3   | 6   | 4   | XX  | XX | 37    | 57   |
| 1997 | 4   | 2   | 3   | 7   | 0   | 6   | 3   | 7   | 4   | 2   | 3   | 7   | 1   | 5   | 4   | 6   | 0   | 10  | 5   | 5   | 5   | 5   | XX  | XX | 32    | 62   |
| 1998 | 2   | 4   | 8   | 2   | 5   | 5   | 1   | 5   | 5   | 5   | 2   | 4   | 2   | 8   | 5   | 5   | 3   | 7   | 2   | 4   | 8   | 2   | XX  | XX | 43    | 51   |
| 1999 | 2   | 4   | 6   | 4   | 8   | 2   | 3   | 3   | 5   | 5   | 4   | 6   | 6   | 4   | 4   | 6   | 3   | 3   | 4   | 6   | 6   | 0   | XX  | XX | 51    | 43   |
| 2000 | 3   | 7   | 6   | 4   | 3   | 7   | 3   | 7   | 4   | 6   | 4   | 6   | 3   | 3   | 3   | 3   | 4   | 6   | 1   | 5   | 2   | 4   | XX  | XX | 36    | 58   |
| 2001 | 6   | 4   | 4   | 6   | 4   | 2   | 8   | 2   | 3   | 3   | 2   | 4   | 4   | 6   | 4   | 6   | 2   | 8   | 4   | 6   | 4   | 2   | XX  | XX | 45    | 49   |
| 2002 | 5   | 5   | 1   | 5   | 5   | 5   | 3   | 3   | 2   | 8   | 5   | 5   | 5   | 5   | 6   | 4   | 3   | 3   | 2   | 4   | 5   | 5   | XX  | XX | 42    | 52   |
| 2003 | 3   | 3   | 6   | 4   | 3   | 3   | 6   | 4   | 4   | 6   | 5   | 5   | 7   | 3   | 7   | 3   | 5   | 1   | 8   | 2   | 2   | 4   | XX  | XX | 56    | 38   |
| 2004 | 2   | 4   | 3   | 7   | 4   | 6   | 6   | 4   | 2   | 4   | 5   | 1   | 4   | 6   | 2   | 4   | 5   | 5   | 7   | 3   | 5   | 5   | XX  | XX | 45    | 49   |
| 2005 | 7   | 3   | 3   | 3   | 5   | 5   | 5   | 5   | 5   | 5   | 4   | 2   | 4   | 6   | 9   | 1   | 4   | 6   | 4   | 2   | 3   | 3   | XX  | XX | 53    | 41   |
| 2006 | 6   | 4   | 5   | 1   | 6   | 4   | 2   | 4   | 5   | 5   | 5   | 1   | 6   | 4   | 10  | 0   | 6   | 4   | 3   | 3   | 9   | 1   | XX  | XX | 63    | 31   |
| 2007 | 4   | 2   | 3   | 3   | 6   | 4   | 4   | 2   | 6   | 4   | 3   | 7   | 5   | 5   | 5   | 1   | 6   | 4   | 6   | 4   | 2   | 8   | XX  | XX | 50    | 44   |
| 2008 | 6   | 4   | 3   | 3   | 4   | 2   | 7   | 3   | 3   | 7   | 9   | 1   | 4   | 6   | 4   | 2   | 8   | 2   | 3   | 3   | 4   | 6   | XX  | XX | 55    | 39   |
| 2009 | 2   | 4   | 1   | 5   | 5   | 5   | 7   | 3   | 5   | 5   | 4   | 6   | 8   | 2   | 6   | 4   | 4   | 2   | 2   | 4   | 3   | 7   | XX  | XX | 47    | 47   |
| 2010 | 2   | 4   | 2   | 4   | 6   | 4   | 5   | 5   | 3   | 3   | 6   | 4   | 3   | 3   | 8   | 2   | 4   | 6   | 4   | 6   | 8   | 2   | XX  | XX | 51    | 43   |
| 2011 | 3   | 7   | 4   | 6   | 8   | 2   | 5   | 5   | 3   | 3   | 5   | 1   | 5   | 1   | 5   | 5   | 4   | 6   | 6   | 4   | 0   | 6   | XX  | XX | 48    | 46   |
| 2012 | 6   | 4   | 4   | 6   | 2   | 4   | 8   | 2   | 4   | 2   | 5   | 5   | 5   | 5   | 3   | 7   | 2   | 4   | 4   | 2   | 7   | 3   | XX  | XX | 50    | 44   |
| 2013 | 2   | 4   | 2   | 4   | 4   | 6   | 5   | 5   | 6   | 4   | 8   | 2   | 4   | 2   | 9   | 1   | 6   | 4   | 5   | 5   | 0   | 6   | XX  | XX | 51    | 43   |
| 2014 | 5   | 5   | 4   | 6   | 3   | 7   | 3   | 3   | 6   | 4   | 4   | 2   | 7   | 3   | 4   | 2   | 2   | 4   | 2   | 8   | 7   | 3   | XX  | XX | 47    | 47   |
| 2015 | 2   | 4   | 5   | 1   | 7   | 3   | 7   | 3   | 7   | 3   | 1   | 5   | 6   | 4   | 8   | 2   | 7   | 3   | 3   | 3   | 6   | 4   | XX  | XX | 59    | 35   |
| 2016 | 4   | 6   | 2   | 8   | 3   | 3   | 6   | 4   | 4   | 2   | 5   | 5   | 4   | 6   | 5   | 1   | 3   | 3   | 3   | 7   | 5   | 5   | XX  | XX | 44    | 50   |
| 2017 | 4   | 2   | 3   | 3   | 3   | 7   | 3   | 3   | 8   | 2   | 2   | 8   | 8   | 2   | 6   | 4   | 3   | 7   | 3   | 3   | 6   | 4   | XX  | XX | 49    | 45   |
|      | 88  | 108 | 87  | 108 | 104 | 112 | 103 | 105 | 98  | 105 | 96  | 103 | 108 | 102 | 126 | 85  | 90  | 117 | 93  | 103 | 109 | 98  | 0   | 0  | 1102  | 1146 |

# ACTIVE PLAYERS MOVING UP AND DOWN DVAL CAREER LEADER BOARDS

(BOLD INDICATES FIRST YEAR ON LEADER LIST FOR THAT CATEGORY)

| GM                       | 2016 | 2017 |
|--------------------------|------|------|
| PLAYER                   | RANK | RANK |
| <b>MOVING UP</b>         |      |      |
| PUJOLS,Albert            | 9    | 7    |
| BELTRE,Adrian            | 13   | 9    |
| <b>CABRERA,Miguel</b>    | nr   | 19   |
| <b>MOVING DOWN</b>       |      |      |
| <b>DROPPING OFF LIST</b> |      |      |
| ROLLINS,Jimmy            | 25   |      |

| AB                       | 2016 | 2017 |
|--------------------------|------|------|
| PLAYER                   | RANK | RANK |
| <b>MOVING UP</b>         |      |      |
| PUJOLS,Albert            | 10   | 8    |
| BELTRE,Adrian            | 15   | 11   |
| <b>CABRERA,Miguel</b>    | nr   | 17   |
| <b>MOVING DOWN</b>       |      |      |
| <b>DROPPING OFF LIST</b> |      |      |
| HELTON,Todd              | 25   |      |

| H                        | 2016 | 2017 |
|--------------------------|------|------|
| PLAYER                   | RANK | RANK |
| <b>MOVING UP</b>         |      |      |
| PUJOLS,Albert            | 11   | 6    |
| CABRERA,Miguel           | 19   | 13   |
| BELTRE,Adrian            | 22   | 17   |
| <b>MOVING DOWN</b>       |      |      |
| <b>DROPPING OFF LIST</b> |      |      |

| RBI                      | 2016 | 2017 |
|--------------------------|------|------|
| PLAYER                   | RANK | RANK |
| <b>MOVING UP</b>         |      |      |
| PUJOLS,Albert            | 4    | 3    |
| BELTRE,Adrian            | 12   | 10   |
| CABRERA,Miguel           | 16   | 13   |
| <b>MOVING DOWN</b>       |      |      |
| <b>DROPPING OFF LIST</b> |      |      |

| R                        | 2016 | 2017 |
|--------------------------|------|------|
| PLAYER                   | RANK | RANK |
| <b>MOVING UP</b>         |      |      |
| PUJOLS,Albert            | 7    | 6    |
| BELTRE,Adrian            | 22   | 19   |
| <b>CABRERA,Miguel</b>    | nr   | 22   |
| <b>MOVING DOWN</b>       |      |      |
| <b>DROPPING OFF LIST</b> |      |      |
| GONZALEZ,Luis            | 25   |      |

| 2B                       | 2016 | 2017 |
|--------------------------|------|------|
| PLAYER                   | RANK | RANK |
| <b>MOVING UP</b>         |      |      |
| CABRERA,Miguel           | 20   | 12   |
| BELTRE,Adrian            | 17   | 14   |
| <b>BELTRAN,Carlos</b>    | nr   | 24   |
| <b>MOVING DOWN</b>       |      |      |
| <b>DROPPING OFF LIST</b> |      |      |
| RAMIREZ,Aramis           | 25   |      |

| 3B                       | 2016 | 2017 |
|--------------------------|------|------|
| PLAYER                   | RANK | RANK |
| <b>MOVING UP</b>         |      |      |
| NONE                     |      |      |
| <b>MOVING DOWN</b>       |      |      |
| <b>DROPPING OFF LIST</b> |      |      |

| HR                       | 2016 | 2017 |
|--------------------------|------|------|
| PLAYER                   | RANK | RANK |
| <b>MOVING UP</b>         |      |      |
| PUJOLS,Albert            | 4    | 3    |
| BELTRE,Adrian            | 18   | 15   |
| <b>MOVING DOWN</b>       |      |      |
| <b>DROPPING OFF LIST</b> |      |      |

| BB                       | 2016 | 2017 |
|--------------------------|------|------|
| PLAYER                   | RANK | RANK |
| PUJOLS,Albert            | 11   | 7    |
| CABRERA,Miguel           | 21   | 19   |
| <b>VOTTO,Joey</b>        | nr   | 21   |
| <b>MOVING DOWN</b>       |      |      |
| <b>DROPPING OFF LIST</b> |      |      |
| CLARK,Will               | 25   |      |

| SO                       | 2016 | 2017 |
|--------------------------|------|------|
| PLAYER                   | RANK | RANK |
| CABRERA,Miguel           | 18   | 12   |
| BELTRE,Adrian            | 21   | 15   |
| <b>UPTON,Justin</b>      | nr   | 19   |
| <b>BELTRAN,Carlos</b>    | nr   | 24   |
| <b>MOVING DOWN</b>       |      |      |
| <b>DROPPING OFF LIST</b> |      |      |
| ALOMAR,Roberto           | 24   |      |
| STRAWBERRY,Darryl        | 25   |      |

| SB                       | 2016 | 2017 |
|--------------------------|------|------|
| PLAYER                   | RANK | RANK |
| none                     |      |      |
| <b>MOVING DOWN</b>       |      |      |
| <b>DROPPING OFF LIST</b> |      |      |

| DP                       | 2016 | 2017 |
|--------------------------|------|------|
| PLAYER                   | RANK | RANK |
| BELTRE,Adrian            | 11   | 8    |
| <b>MOVING DOWN</b>       |      |      |
| <b>DROPPING OFF LIST</b> |      |      |

| GS                       | 2016 | 2017 |
|--------------------------|------|------|
| PLAYER                   | RANK | RANK |
| <b>MOVING UP</b>         |      |      |
| PUJOLS,Albert            | 8    | 3    |
| BELTRE,Adrian            | 15   | 12   |
| CABRERA,Miguel           | 21   | 14   |
| <b>MOVING DOWN</b>       |      |      |
| <b>DROPPING OFF LIST</b> |      |      |

| TB                       | 2016 | 2017 |
|--------------------------|------|------|
| PLAYER                   | RANK | RANK |
| <b>MOVING UP</b>         |      |      |
| PUJOLS,Albert            | 3    | 2    |
| CABRERA,Miguel           | 13   | 9    |
| BELTRE,Adrian            | 21   | 14   |
| <b>MOVING DOWN</b>       |      |      |
| <b>DROPPING OFF LIST</b> |      |      |

| RC                       | 2016 | 2017 |
|--------------------------|------|------|
| PLAYER                   | RANK | RANK |
| <b>MOVING UP</b>         |      |      |
| <b>BELTRE,Adrian</b>     | nr   | 22   |
| <b>MOVING DOWN</b>       |      |      |
| <b>DROPPING OFF LIST</b> |      |      |
| KENT,Jeff                | 25   |      |

| AB/HR                    | 2016 | 2017 |
|--------------------------|------|------|
| PLAYER                   | RANK | RANK |
| <b>MOVING UP</b>         |      |      |
| <b>ENCARNACION,Edw.</b>  | nr   | 7    |
| <b>MOVING DOWN</b>       |      |      |
| PUJOLS,Albert            | 7    | 8    |
| CABRERA,Miguel           | 9    | 10   |
| <b>DROPPING OFF LIST</b> |      |      |

# ACTIVE PLAYERS MOVING UP AND DOWN DVAL CAREER LEADER BOARDS

(BOLD INDICATES FIRST YEAR ON LEADER LIST FOR THAT CATEGORY)

| AVG                | 2016 | 2017 |
|--------------------|------|------|
| PLAYER             | RANK | RANK |
| <b>MOVING UP</b>   |      |      |
| NONE               |      |      |
| <b>MOVING DOWN</b> |      |      |
| RAMIREZ,Hanley     | 2    | 3    |
| PUJOLS,Albert      | 16   | 25   |
| REYES,Jose         | 37   | 41   |
| GONZALEZ,Adrian    | 42   | 50   |

| SLG                | 2016 | 2017 |
|--------------------|------|------|
| PLAYER             | RANK | RANK |
| <b>MOVING UP</b>   |      |      |
| RAMIREZ,Hanley     | 11   | 10   |
| ENCARNACION,Edw.   | nr   | 19   |
| KEMP,Matt          | nr   | 36   |
| <b>MOVING DOWN</b> |      |      |
| CABRERA,Miguel     | 4    | 5    |
| PUJOLS,Albert      | 6    | 8    |
| VOTTO,Joey         | 10   | 12   |
| GONZALEZ,Adrian    | 30   | 47   |
| BELTRE,Adrian      | 44   | 50   |
| UPTON,Justin       | 48   | nr   |

| OBA                | 2016 | 2017 |
|--------------------|------|------|
| PLAYER             | RANK | RANK |
| <b>MOVING UP</b>   |      |      |
| ENCARNACION,Edw.   | nr   | 38   |
| <b>MOVING DOWN</b> |      |      |
| CABRERA,Miguel     | 11   | 12   |
| RAMIREZ,Hanley     | 12   | 13   |
| PUJOLS,Albert      | 14   | 19   |
| GONZALEZ,Adrian    | 34   | 39   |
| McCUTCHEN,Andrew   | 39   | nr   |
| UPTON,Justin       | 47   | nr   |

| TOT                | 2016 | 2017 |
|--------------------|------|------|
| PLAYER             | RANK | RANK |
| <b>MOVING UP</b>   |      |      |
| ENCARNACION,Edw.   | nr   | 25   |
| KEMP,Matt          | nr   | 47   |
| <b>MOVING DOWN</b> |      |      |
| PUJOLS,Albert      | 9    | 13   |
| CABRERA,Miguel     | 11   | 12   |
| UPTON,Justin       | 29   | 37   |
| McCUTCHEN,Andrew   | 41   | nr   |
| GONZALEZ,Adrian    | 48   | nr   |

| ERA                | 2016 | 2017 |
|--------------------|------|------|
| PLAYER             | RANK | RANK |
| <b>MOVING UP</b>   |      |      |
| BUMGARNER,Mad.     | nr   | 18   |
| KENNEDY,Ian        | nr   | 21   |
| COLON,Bartolo      | 32   | 23   |
| CUETO,Johnny       | 34   | 33   |
| <b>MOVING DOWN</b> |      |      |
| KERSHAW,Clayton    | 1    | 2    |
| WAINWRIGHT,Adam    | 3    | 4    |
| HAMELS,Cole        | 18   | 22   |
| SCHERZER,Max       | 22   | 29   |

| PCT                | 2016 | 2017 |
|--------------------|------|------|
| PLAYER             | RANK | RANK |
| <b>MOVING UP</b>   |      |      |
| BUMGARNER,Mad.     | nr   | 18   |
| SCHERZER,Max       | 41   | 28   |
| SANCHEZ,Anibal     | nr   | 29   |
| KENNEDY,Ian        | nr   | 43   |
| <b>MOVING DOWN</b> |      |      |
| WAINWRIGHT,Adam    | 11   | 12   |
| CUETO,Johnny       | 48   | nr   |
| HAMELS,Cole        | 43   | 46   |

| BBA                | 2016 | 2017 |
|--------------------|------|------|
| PLAYER             | RANK | RANK |
| <b>MOVING UP</b>   |      |      |
| KERSHAW,Clayton    | 19   | 15   |
| CUETO,Johnny       | 20   | 18   |
| BUMGARNER,Mad.     | nr   | 21   |
| DICKEY,R.A.        | nr   | 45   |
| <b>MOVING DOWN</b> |      |      |
| HAMELS,Cole        | 10   | 12   |
| WAINWRIGHT,Adam    | 11   | 13   |

| SOA                | 2016 | 2017 |
|--------------------|------|------|
| PLAYER             | RANK | RANK |
| <b>MOVING UP</b>   |      |      |
| BUMGARNER,Mad.     | nr   | 6    |
| KENNEDY,Ian        | nr   | 19   |
| CUETO,Johnny       | 35   | 24   |
| DICKEY,R.A.        | nr   | 47   |
| <b>MOVING DOWN</b> |      |      |
| PEAVY,Jake         | 7    | 8    |
| WAINWRIGHT,Adam    | 18   | 21   |
| COLON,Bartolo      | 49   | nr   |

| GM                       | 2016 | 2017 |
|--------------------------|------|------|
| PLAYER                   | RANK | RANK |
| <b>MOVING UP</b>         |      |      |
| NONE                     |      |      |
| <b>MOVING DOWN</b>       |      |      |
| <b>DROPPING OFF LIST</b> |      |      |

| W                        | 2016 | 2017 |
|--------------------------|------|------|
| PLAYER                   | RANK | RANK |
| <b>MOVING UP</b>         |      |      |
| HAMELS,Cole              | nr   | 23   |
| <b>MOVING DOWN</b>       |      |      |
| <b>DROPPING OFF LIST</b> |      |      |
| RUETER,Kirk              | 25   |      |
| MILLWOOD,Kevin           | 25   |      |
| ZAMBRANO,Carlos          | 25   |      |

| L                        | 2016 | 2017 |
|--------------------------|------|------|
| PLAYER                   | RANK | RANK |
| <b>MOVING UP</b>         |      |      |
| PEAVY,Jake               | 10   | 7    |
| COLON,Bartolo            | nr   | 25   |
| <b>MOVING DOWN</b>       |      |      |
| <b>DROPPING OFF LIST</b> |      |      |

| IP                       | 2016 | 2017 |
|--------------------------|------|------|
| PLAYER                   | RANK | RANK |
| <b>MOVING UP</b>         |      |      |
| PEAVY,Jake               | 15   | 12   |
| HAMELS,Cole              | nr   | 21   |
| <b>MOVING DOWN</b>       |      |      |
| <b>DROPPING OFF LIST</b> |      |      |
| WELCH,Bob                | 25   |      |

**ACTIVE PLAYERS MOVING UP AND DOWN DVAL CAREER LEADER BOARDS**  
**(BOLD INDICATES FIRST YEAR ON LEADER LIST FOR THAT CATEGORY)**

| H                        | 2016 | 2017 |
|--------------------------|------|------|
| PLAYER                   | RANK | RANK |
| <b>MOVING UP</b>         |      |      |
| PEAVY,Jake               | 18   | 13   |
| <b>MOVING DOWN</b>       |      |      |
| <b>DROPPING OFF LIST</b> |      |      |
| <b>GS</b>                |      |      |
| PLAYER                   | 2016 | 2017 |
| RANK                     | RANK |      |
| <b>MOVING UP</b>         |      |      |
| PEAVY,Jake               | 12   | 11   |
| HAMELS,Cole              | nr   | 19   |
| <b>MOVING DOWN</b>       |      |      |
| <b>DROPPING OFF LIST</b> |      |      |
| ZAMBRANO,Carlos          | 25   |      |

| ER                       | 2016 | 2017 |
|--------------------------|------|------|
| PLAYER                   | RANK | RANK |
| <b>MOVING UP</b>         |      |      |
| PEAVY,Jake               | 10   | 9    |
| <b>MOVING DOWN</b>       |      |      |
| <b>DROPPING OFF LIST</b> |      |      |
| <b>CG</b>                |      |      |
| PLAYER                   | 2016 | 2017 |
| RANK                     | RANK |      |
| <b>MOVING UP</b>         |      |      |
| NONE                     |      |      |
| <b>MOVING DOWN</b>       |      |      |
| <b>DROPPING OFF LIST</b> |      |      |

| BB                       | 2016 | 2017 |
|--------------------------|------|------|
| PLAYER                   | RANK | RANK |
| <b>MOVING UP</b>         |      |      |
| NONE                     |      |      |
| <b>MOVING DOWN</b>       |      |      |
| <b>DROPPING OFF LIST</b> |      |      |
| <b>SHO</b>               |      |      |
| PLAYER                   | 2016 | 2017 |
| RANK                     | RANK |      |
| <b>MOVING UP</b>         |      |      |
| KERSHAW,Clayton          | 11   | 8    |
| <b>MOVING DOWN</b>       |      |      |
| <b>DROPPING OFF LIST</b> |      |      |

| SO                       | 2016 | 2017 |
|--------------------------|------|------|
| PLAYER                   | RANK | RANK |
| <b>MOVING UP</b>         |      |      |
| PEAVY,Jake               | 9    | 8    |
| HAMELS,Cole              | 16   | 13   |
| KERSHAW,Clayton          | 21   | 15   |
| SCHERZER,Max             | nr   | 21   |
| <b>MOVING DOWN</b>       |      |      |
| <b>DROPPING OFF LIST</b> |      |      |
| LEITER,AI                | 25   |      |
| <b>SV</b>                |      |      |
| PLAYER                   | 2016 | 2017 |
| RANK                     | RANK |      |
| <b>MOVING UP</b>         |      |      |
| CHAPMAN,Aroldis          | 9    | 7    |
| JANSEN,Kenley            | 18   | 9    |
| MELANCON,Mark            | nr   | 13   |
| ZIEGLER,Brad             | nr   | 17   |
| <b>MOVING DOWN</b>       |      |      |
| <b>DROPPING OFF LIST</b> |      |      |
| O'FLAHERTY,Eric          | 25   |      |
| ISRINGHAUSEN,J.          | 25   |      |
| ADAMS,Mike               | 25   |      |

## DVAL CAREER LEADERS

| NAME                 | GM   | NAME                 | AB   | NAME                 | H    | NAME                 | RBI  |
|----------------------|------|----------------------|------|----------------------|------|----------------------|------|
| 1# BONDS,BARRY       | 1907 | 1# BONDS,BARRY       | 6345 | 1# GWYNN,TONY SR     | 1815 | 1# BONDS,BARRY       | 1316 |
| 2 BIGGIO,CRAIG       | 1511 | 2# GWYNN,TONY SR     | 5681 | 2# BONDS,BARRY       | 1782 | 2 PALMEIRO,RAFAEL    | 1010 |
| 3 PALMEIRO,RAFAEL    | 1508 | 3 PALMEIRO,RAFAEL    | 5517 | 3 JONES,CHIPPER      | 1464 | 3* PUJOLS,ALBERT     | 974  |
| 4 JONES,CHIPPER      | 1504 | 4 ALOMAR,ROBERTO     | 5466 | 4 GRACE,MARK         | 1459 | 4 JONES,CHIPPER      | 938  |
| 5# LARKIN,BARRY      | 1490 | 5 BIGGIO,CRAIG       | 5358 | 5 GUERRERO,VLADIMIR  | 1452 | 5 SOSA,SAMMY         | 933  |
| 6# GWYNN,TONY SR     | 1489 | 6 ABREU,BOBBY        | 5290 | 6* PUJOLS,ALBERT     | 1441 | 6 SHEFFIELD,GARY     | 905  |
| 7* PUJOLS,ALBERT     | 1445 | 7 JONES,CHIPPER      | 5287 | 7 ALOMAR,ROBERTO     | 1429 | 7# WALKER,LARRY      | 856  |
| 8 ALOMAR,ROBERTO     | 1413 | 8* PUJOLS,ALBERT     | 5261 | 8 BIGGIO,CRAIG       | 1427 | 8# GALARRAGA,ANDRES  | 855  |
| 9* BELTRE,ADRIAN     | 1411 | 9 GRACE,MARK         | 5249 | 9 PALMEIRO,RAFAEL    | 1424 | 9# BAGWELL,JEFF      | 846  |
| 10 SHEFFIELD,GARY    | 1399 | 10# LARKIN,BARRY     | 5212 | 10# LARKIN,BARRY     | 1414 | 10* BELTRE,ADRIAN    | 841  |
| 11 ABREU,BOBBY       | 1349 | 11* BELTRE,ADRIAN    | 4957 | 11 ABREU,BOBBY       | 1389 | 11# PIAZZA,MIKE      | 807  |
| 12 GRACE,MARK        | 1346 | 12 SHEFFIELD,GARY    | 4905 | 12 SHEFFIELD,GARY    | 1336 | 12 ALOU,MOISES       | 799  |
| 13# WALKER,LARRY     | 1343 | 13 GUERRERO,VLADIMIR | 4880 | 13* CABRERA,MIGUEL   | 1320 | 13* CABRERA,MIGUEL   | 796  |
| 14 GUERRERO,VLADIMIR | 1308 | 14# BAGWELL,JEFF     | 4655 | 14# BAGWELL,JEFF     | 1314 | 14 GUERRERO,VLADIMIR | 773  |
| 15 KENT,JEFF         | 1302 | 15# BUTLER,BRETT     | 4603 | 15# GALARRAGA,ANDRES | 1298 | 15 HELTON,TODD       | 767  |
| 16 GONZALEZ,LUIS     | 1282 | 16 ROLLINS,JIMMY     | 4573 | 16# WALKER,LARRY     | 1282 | 16 KENT,JEFF         | 766  |
| 17# RAINES,TIM       | 1262 | 17* CABRERA,MIGUEL   | 4566 | 17* BELTRE,ADRIAN    | 1280 | 17 GONZALEZ,LUIS     | 708  |
| 18# BAGWELL,JEFF     | 1259 | 18# GALARRAGA,ANDRES | 4491 | 18 HELTON,TODD       | 1266 | 18 WILLIAMS,MATT     | 704  |
| 19* CABRERA,MIGUEL   | 1241 | 19# WALKER,LARRY     | 4452 | 19# BUTLER,BRETT     | 1263 | 19 JONES,ANDRUW      | 698  |
| 20 JONES,ANDRUW      | 1240 | 20 KENT,JEFF         | 4416 | 20 ALOU,MOISES       | 1236 | 20# LARKIN,BARRY     | 695  |
| 21 ALOU,MOISES       | 1235 | 21 ALOU,MOISES       | 4408 | 21# SANDBERG,RYNE    | 1194 | 21 GRACE,MARK        | 690  |
| 22 HELTON,TODD       | 1229 | 22 RENTERIA,EDGAR    | 4402 | 22# RAINES,TIM       | 1191 | 22# GWYNN,TONY SR    | 680  |
| 23 SANDERS,REGGIE    | 1221 | 23# RAINES,TIM       | 4309 | 23 RENTERIA,EDGAR    | 1164 | 23 BIGGIO,CRAIG      | 674  |
| 24 RENTERIA,EDGAR    | 1209 | 24# SANDBERG,RYNE    | 4307 | 24 ROLLINS,JIMMY     | 1156 | 24 ABREU,BOBBY       | 672  |
| 25# GALARRAGA,ANDRES | 1201 | 25 SOSA,SAMMY        | 4264 | 25 KENT,JEFF         | 1154 | 25 BERKMAN,LANCE     | 668  |

| NAME                 | R    | NAME                 | 2B  | NAME                 | 3B | NAME                 | HR  |
|----------------------|------|----------------------|-----|----------------------|----|----------------------|-----|
| 1# BONDS,BARRY       | 1419 | 1# BONDS,BARRY       | 360 | 1# BONDS,BARRY       | 74 | 1# BONDS,BARRY       | 479 |
| 2 ABREU,BOBBY        | 1007 | 2 GRACE,MARK         | 340 | 2# BUTLER,BRETT      | 69 | 2 SOSA,SAMMY         | 352 |
| 3 SHEFFIELD,GARY     | 972  | 3 ABREU,BOBBY        | 339 | 3* REYES,JOSE        | 68 | 3* PUJOLS,ALBERT     | 335 |
| 4# BAGWELL,JEFF      | 964  | 4* PUJOLS,ALBERT     | 338 | 4 ROLLINS,JIMMY      | 57 | 4 PALMEIRO,RAFAEL    | 322 |
| 5 JONES,CHIPPER      | 911  | 5# GWYNN,TONY SR     | 330 | 5 MCGEE,WILLIE       | 57 | 5 SHEFFIELD,GARY     | 308 |
| 6* PUJOLS,ALBERT     | 900  | 6 HELTON,TODD        | 318 | 6# LARKIN,BARRY      | 57 | 6# BAGWELL,JEFF      | 306 |
| 7 BIGGIO,CRAIG       | 888  | 7# LARKIN,BARRY      | 312 | 7 DESHIELDS,DELINO   | 52 | 7 JONES,CHIPPER      | 283 |
| 8# LARKIN,BARRY      | 870  | 8 PALMEIRO,RAFAEL    | 310 | 8# RAINES,TIM        | 49 | 8# PIAZZA,MIKE       | 282 |
| 9# BUTLER,BRETT      | 865  | 9# WALKER,LARRY      | 309 | 9 PIERRE,JUAN        | 48 | 9* CABRERA,MIGUEL    | 278 |
| 10 ALOMAR,ROBERTO    | 857  | 10# GALARRAGA,ANDRES | 302 | 10 LOFTON,KENNY      | 46 | 10# GALARRAGA,ANDRES | 255 |
| 11# GWYNN,TONY SR    | 832  | 11# BAGWELL,JEFF     | 302 | 11# SANDBERG,RYNE    | 46 | 11 DUNN,ADAM         | 253 |
| 12 GUERRERO,VLADIMIR | 829  | 12* CABRERA,MIGUEL   | 300 | 12 FINLEY,STEVE      | 44 | 12# WALKER,LARRY     | 247 |
| 13 PALMEIRO,RAFAEL   | 808  | 13 JONES,CHIPPER     | 300 | 13 VAN SLYKE,ANDY    | 43 | 13 GUERRERO,VLADIMIR | 246 |
| 14 HELTON,TODD       | 806  | 14* BELTRE,ADRIAN    | 299 | 14 ALOMAR,ROBERTO    | 43 | 14 JONES,ANDRUW      | 241 |
| 15# WALKER,LARRY     | 800  | 15 BIGGIO,CRAIG      | 294 | 15# GWYNN,TONY SR    | 41 | 15* BELTRE,ADRIAN    | 232 |
| 16 GRACE,MARK        | 800  | 16 ALOMAR,ROBERTO    | 291 | 16 SAMUEL,JUAN       | 40 | 16 HELTON,TODD       | 222 |
| 17# RAINES,TIM       | 776  | 17 ROLLINS,JIMMY     | 286 | 17 MONDESI,RAUL      | 40 | 17 ALOU,MOISES       | 221 |
| 18 SOSA,SAMMY        | 766  | 18 ROLAN,SCOTT       | 283 | 18# WALKER,LARRY     | 38 | 18 BERKMAN,LANCE     | 221 |
| 19* BELTRE,ADRIAN    | 723  | 19 GONZALEZ,LUIS     | 280 | 19 GONZALEZ,LUIS     | 38 | 19 WILLIAMS,MATT     | 200 |
| 20# GALARRAGA,ANDRES | 722  | 20 GUERRERO,VLADIMIR | 279 | 20 FURCAL,RAFAEL     | 38 | 20 KENT,JEFF         | 199 |
| 21 ALOU,MOISES       | 695  | 21 KENT,JEFF         | 272 | 21 STRAWBERRY,DARRYL | 37 | 21 ABREU,BOBBY       | 197 |
| 22* CABRERA,MIGUEL   | 675  | 22 ALOU,MOISES       | 267 | 22# SMITH,OZZIE      | 36 | 22 HOWARD,RYAN       | 190 |
| 23 KENT,JEFF         | 668  | 23 RENTERIA,EDGAR    | 259 | 23 LANKFORD,RAY      | 35 | 23 RAMIREZ,ARAMIS    | 190 |
| 24 BERKMAN,LANCE     | 660  | 24* BELTRAN,CARLOS   | 257 | 24 GILES,BRIAN       | 34 | 24 KLESKO,RYAN       | 182 |
| 25 ROLLINS,JIMMY     | 658  | 25 BERKMAN,LANCE     | 240 | 25 BOURN,MICHAEL     | 34 | 25 KONERKO,PAUL      | 181 |

## DVAL CAREER LEADERS

| NAME               | BB   | NAME                | SO   | NAME                | SB  | NAME                | DP  |
|--------------------|------|---------------------|------|---------------------|-----|---------------------|-----|
| 1# BONDS,BARRY     | 1270 | 1 DUNN,ADAM         | 1206 | 1# RAINES,TIM       | 454 | 1# BONDS,BARRY      | 154 |
| 2# BAGWELL,JEFF    | 774  | 2 ABREU,BOBBY       | 1197 | 2 NIXON,OTIS        | 438 | 2* PUJOLS,ALBERT    | 153 |
| 3 ABREU,BOBBY      | 754  | 3# GALARRAGA,ANDRES | 1131 | 3# BUTLER,BRETT     | 412 | 3* CABRERA,MIGUEL   | 148 |
| 4 JONES,CHIPPER    | 745  | 4 SOSA,SAMMY        | 1061 | 4 YOUNG SR,ERIC     | 375 | 4# BAGWELL,JEFF     | 129 |
| 5 SHEFFIELD,GARY   | 729  | 5# BONDS,BARRY      | 1056 | 5 PIERRE,JUAN       | 342 | 5# PIAZZA,MIKE      | 124 |
| 6 HELTON,TODD      | 700  | 6 JONES,ANDRUW      | 973  | 6 BOURN,MICHAEL     | 334 | 6 GUERRERO,VLADIMIR | 123 |
| 7* PUJOLS,ALBERT   | 620  | 7# BAGWELL,JEFF     | 953  | 7# BONDS,BARRY      | 327 | 7 ALOMAR,ROBERTO    | 123 |
| 8# LARKIN,BARRY    | 613  | 8 BIGGIO,CRAIG      | 940  | 8* REYES,JOSE       | 316 | 8* BELTRE,ADRIAN    | 121 |
| 9 BERKMAN,LANCE    | 608  | 9 HOWARD,RYAN       | 937  | 9 DESHIELDS,DELINO  | 303 | 9 KENT,JEFF         | 120 |
| 10 BIGGIO,CRAIG    | 602  | 10 SANDERS,REGGIE   | 918  | 10 CASTILLO,LUIS    | 301 | 10 ALOU,MOISES      | 119 |
| 11# RAINES,TIM     | 598  | 11 LANKFORD,RAY     | 902  | 11 ALOMAR,ROBERTO   | 300 | 11 SHEFFIELD,GARY   | 114 |
| 12 PALMEIRO,RAFAEL | 590  | 12* CABRERA,MIGUEL  | 845  | 12 COLEMAN,VINCE    | 296 | 12 JONES,CHIPPER    | 111 |
| 13# BUTLER,BRETT   | 580  | 13# WALKER,LARRY    | 845  | 13# SMITH,OZZIE     | 292 | 13 GRACE,MARK       | 103 |
| 14 ALOMAR,ROBERTO  | 562  | 14 KENT,JEFF        | 845  | 14 GRISSOM,MARQUIS  | 280 | 14 PALMEIRO,RAFAEL  | 102 |
| 15 DUNN,ADAM       | 546  | 15* BELTRE,ADRIAN   | 836  | 15 ROLLINS,JIMMY    | 276 | 15 PENDLETON,TERRY  | 100 |
| 16 GRACE,MARK      | 536  | 16 ROLEN,SCOTT      | 831  | 16 ABREU,BOBBY      | 255 | 16# LARKIN,BARRY    | 99  |
| 17 GONZALEZ,LUIS   | 527  | 17 PALMEIRO,RAFAEL  | 814  | 17 BIGGIO,CRAIG     | 253 | 17 RENTERIA,EDGAR   | 97  |
| 18 GILES,BRIAN     | 507  | 18 BERKMAN,LANCE    | 810  | 18# LARKIN,BARRY    | 244 | 18# GWYNN,TONY SR   | 95  |
| 19* CABRERA,MIGUEL | 484  | 19* UPTON,JUSTIN    | 808  | 19 DYKSTRA,LENNY    | 241 | 19 JONES,ANDRUW     | 94  |
| 20# WALKER,LARRY   | 475  | 20 JONES,CHIPPER    | 797  | 20 HENDERSON,RICKEY | 234 | 20* WRIGHT,DAVID    | 93  |
| 21* VOTTO,JOEY     | 471  | 21* WRIGHT,DAVID    | 776  | 21# GWYNN,TONY SR   | 228 | 21# WALKER,LARRY    | 93  |
| 22 JONES,ANDRUW    | 465  | 22 WILLIAMS,MATT    | 774  | 22 SAX,STEVE        | 224 | 22 CASTILLA,VINNY   | 92  |
| 23# SMITH,OZZIE    | 443  | 23 SHEFFIELD,GARY   | 752  | 23 FURCAL,RAFAEL    | 223 | 23 GONZALEZ,LUIS    | 89  |
| 24 LANKFORD,RAY    | 438  | 24* BELTRAN,CARLOS  | 752  | 24 DAVIS,ERIC       | 203 | 24 SANDERS,REGGIE   | 88  |
| 25 ALOU,MOISES     | 416  | 25 DAVIS,ERIC       | 746  | 25* RAMIREZ,HANLEY  | 202 | 25 SOSA,SAMMY       | 88  |

| NAME                 | GS   | NAME                 | TB   | NAME                 | RC   | NAME                 | AB/HR |
|----------------------|------|----------------------|------|----------------------|------|----------------------|-------|
| 1# BONDS,BARRY       | 1670 | 1# BONDS,BARRY       | 3727 | 1# BONDS,BARRY       | 1566 | 1 SOSA,SAMMY         | 12.1  |
| 2 PALMEIRO,RAFAEL    | 1401 | 2* PUJOLS,ALBERT     | 2796 | 2# BAGWELL,JEFF      | 1015 | 2# BONDS,BARRY       | 13.2  |
| 3* PUJOLS,ALBERT     | 1386 | 3 PALMEIRO,RAFAEL    | 2756 | 3 JONES,CHIPPER      | 992  | 3 DUNN,ADAM          | 13.9  |
| 4 ALOMAR,ROBERTO     | 1364 | 4 JONES,CHIPPER      | 2669 | 4* PUJOLS,ALBERT     | 990  | 4# PIAZZA,MIKE       | 14.8  |
| 5# GWYNN,TONY SR     | 1359 | 5# BAGWELL,JEFF      | 2564 | 5 SHEFFIELD,GARY     | 950  | 5 HOWARD,RYAN        | 15.2  |
| 6 JONES,CHIPPER      | 1352 | 6 GUERRERO,VLADIMIR  | 2533 | 6# GWYNN,TONY SR     | 947  | 6# BAGWELL,JEFF      | 15.2  |
| 7 BIGGIO,CRAIG       | 1348 | 7 SHEFFIELD,GARY     | 2517 | 7 HELTON,TODD        | 923  | 7* ENCARNACION,EDWIN | 15.7  |
| 8 ABREU,BOBBY        | 1321 | 8# GWYNN,TONY SR     | 2497 | 8 PALMEIRO,RAFAEL    | 916  | 8* PUJOLS,ALBERT     | 15.7  |
| 9 GRACE,MARK         | 1274 | 9* CABRERA,MIGUEL    | 2476 | 9 GUERRERO,VLADIMIR  | 897  | 9 SHEFFIELD,GARY     | 15.9  |
| 10# LARKIN,BARRY     | 1264 | 10# WALKER,LARRY     | 2408 | 10 ABREU,BOBBY       | 895  | 10* CABRERA,MIGUEL   | 16.4  |
| 11 SHEFFIELD,GARY    | 1253 | 11# GALARRAGA,ANDRES | 2405 | 11# WALKER,LARRY     | 889  | 11 BURNITZ,JEROMY    | 16.7  |
| 12* BELTRE,ADRIAN    | 1238 | 12 SOSA,SAMMY        | 2395 | 12* CABRERA,MIGUEL   | 888  | 12 STRAWBERRY,DARRYL | 16.8  |
| 13# BAGWELL,JEFF     | 1224 | 13 ABREU,BOBBY       | 2383 | 13# GALARRAGA,ANDRES | 815  | 13 JONES,ANDRUW      | 16.9  |
| 14* CABRERA,MIGUEL   | 1194 | 14* BELTRE,ADRIAN    | 2303 | 14# LARKIN,BARRY     | 812  | 14 KLESKO,RYAN       | 17.1  |
| 15 GUERRERO,VLADIMIR | 1176 | 15 HELTON,TODD       | 2294 | 15 SOSA,SAMMY        | 808  | 15 DAVIS,ERIC        | 17.1  |
| 16 ROLLINS,JIMMY     | 1163 | 16 ALOMAR,ROBERTO    | 2220 | 16 BIGGIO,CRAIG      | 800  | 16 PALMEIRO,RAFAEL   | 17.1  |
| 17 KENT,JEFF         | 1147 | 17# PIAZZA,MIKE      | 2211 | 17 ALOMAR,ROBERTO    | 788  | 17 MITCHELL,KEVIN    | 17.6  |
| 18# GALARRAGA,ANDRES | 1137 | 18 ALOU,MOISES       | 2210 | 18 ALOU,MOISES       | 767  | 18 MCGRIFF,FRED      | 17.6  |
| 19# BUTLER,BRETT     | 1126 | 19 BIGGIO,CRAIG      | 2210 | 19 GRACE,MARK        | 761  | 19# GALARRAGA,ANDRES | 17.6  |
| 20# WALKER,LARRY     | 1112 | 20# LARKIN,BARRY     | 2200 | 20# PIAZZA,MIKE      | 752  | 20 BERKMAN,LANCE     | 17.6  |
| 21 RENTERIA,EDGAR    | 1111 | 21 GRACE,MARK        | 2189 | 21# RAINES,TIM       | 745  | 21# WALKER,LARRY     | 18.0  |
| 22# SANDBERG,RYNE    | 1079 | 22 KENT,JEFF         | 2067 | 22* BELTRE,ADRIAN    | 711  | 22 KONERKO,PAUL      | 18.1  |
| 23 ALOU,MOISES       | 1076 | 23# SANDBERG,RYNE    | 1948 | 23# SANDBERG,RYNE    | 686  | 23# DAWSON,ANDRE     | 18.2  |
| 24 GONZALEZ,LUIS     | 1075 | 24 ROLLINS,JIMMY     | 1937 | 24# BUTLER,BRETT     | 685  | 24 LOPEZ,JAVIER      | 18.2  |
| 25 SOSA,SAMMY        | 1075 | 25 JONES,ANDRUW      | 1924 | 25 BERKMAN,LANCE     | 684  | 25 RAMIREZ,ARAMIS    | 18.3  |



## DVAL CAREER LEADERS

| NAME                 | AVG  | NAME                   | SLG  | NAME                   | OBA  | NAME                   | TOT   |
|----------------------|------|------------------------|------|------------------------|------|------------------------|-------|
| 1# GWYNN, TONY SR    | .319 | 1# BONDS, BARRY        | .587 | 1# BONDS, BARRY        | .401 | 1# BONDS, BARRY        | 1.129 |
| 2 HELTON, TODD       | .301 | 2 SOSA, SAMMY          | .562 | 2 HELTON, TODD         | .400 | 2# BAGWELL, JEFF       | 1.001 |
| 3* RAMIREZ, HANLEY   | .300 | 3# BAGWELL, JEFF       | .551 | 3* VOTTO, JOEY         | .390 | 3 HELTON, TODD         | .996  |
| 4 GUERRERO, VLADIMIR | .298 | 4 HELTON, TODD         | .545 | 4# BAGWELL, JEFF       | .385 | 4* VOTTO, JOEY         | .959  |
| 5* VOTTO, JOEY       | .294 | 5* CABRERA, MIGUEL     | .542 | 5 MUELLER, BILL        | .370 | 5* RAMIREZ, HANLEY     | .939  |
| 6 MUELLER, BILL      | .292 | 6# WALKER, LARRY       | .541 | 6 KRUK, JOHN           | .370 | 6# WALKER, LARRY       | .931  |
| 7* CABRERA, MIGUEL   | .289 | 7# GALARRAGA, ANDRES   | .536 | 7 SHEFFIELD, GARY      | .367 | 7 SHEFFIELD, GARY      | .919  |
| 8# GALARRAGA, ANDRES | .289 | 8* PUJOLS, ALBERT      | .531 | 8 JONES, CHIPPER       | .366 | 8 SOSA, SAMMY          | .911  |
| 9# WALKER, LARRY     | .288 | 9# PIAZZA, MIKE        | .529 | 9# RAINES, TIM         | .365 | 9# RAINES, TIM         | .893  |
| 10 YOUNG SR, ERIC    | .285 | 10* RAMIREZ, HANLEY    | .520 | 10# GWYNN, TONY SR     | .361 | 10 JONES, CHIPPER      | .886  |
| 11 KRUK, JOHN        | .285 | 11 GUERRERO, VLADIMIR  | .519 | 11 GILES, BRIAN        | .358 | 11 FLOYD, CLIFF        | .878  |
| 12# BAGWELL, JEFF    | .282 | 12* VOTTO, JOEY        | .518 | 12* CABRERA, MIGUEL    | .357 | 12* CABRERA, MIGUEL    | .878  |
| 13# BONDS, BARRY     | .281 | 13 KLESKO, RYAN        | .515 | 13* RAMIREZ, HANLEY    | .357 | 13* PUJOLS, ALBERT     | .874  |
| 14 ALOU, MOISES      | .280 | 14 SHEFFIELD, GARY     | .513 | 14# WALKER, LARRY      | .357 | 14 LEE, DERREK         | .874  |
| 15 MCREYNOLDS, KEVIN | .280 | 15 LEE, DERREK         | .508 | 15# BUTLER, BRETT      | .356 | 15 KLESKO, RYAN        | .865  |
| 16 GRACE, MARK       | .278 | 16 JONES, CHIPPER      | .505 | 16 ABREU, BOBBY        | .355 | 16 BERKMAN, LANCE      | .859  |
| 17 LEE, DERREK       | .277 | 17# DAWSON, ANDRE      | .503 | 17 BERKMAN, LANCE      | .353 | 17 ABREU, BOBBY        | .851  |
| 18# SANDBERG, RYNE   | .277 | 18 ALOU, MOISES        | .501 | 18 YOUNG SR, ERIC      | .353 | 18 STRAWBERRY, DARRYL  | .849  |
| 19 JONES, CHIPPER    | .277 | 19* ENCARNACION, EDWIN | .501 | 19* PUJOLS, ALBERT     | .350 | 19# GALARRAGA, ANDRES  | .849  |
| 20# RAINES, TIM      | .276 | 20 RAMIREZ, ARAMIS     | .500 | 20 LEE, DERREK         | .349 | 20 GUERRERO, VLADIMIR  | .848  |
| 21 POLANCO, PLACIDO  | .276 | 21 PALMEIRO, RAFAEL    | .500 | 21# LARKIN, BARRY      | .348 | 21 GILES, BRIAN        | .847  |
| 22# PIAZZA, MIKE     | .276 | 22 BURNITZ, JEROMY     | .498 | 22 FLOYD, CLIFF        | .347 | 22 LANKFORD, RAY       | .842  |
| 23 CLARK, WILL       | .275 | 23 LOPEZ, JAVIER       | .495 | 23 LOFTON, KENNY       | .346 | 23 DAVIS, ERIC         | .837  |
| 24# BUTLER, BRETT    | .274 | 24 FLOYD, CLIFF        | .492 | 24 DYKSTRA, LENNY      | .345 | 24# PIAZZA, MIKE       | .831  |
| 25* PUJOLS, ALBERT   | .274 | 25 BERKMAN, LANCE      | .490 | 25 GRACE, MARK         | .345 | 25 DUNN, ADAM          | .825  |
| 26 MCGEE, WILLIE     | .272 | 26 DUNN, ADAM          | .490 | 26 GUERRERO, VLADIMIR  | .345 | 26* ENCARNACION, EDWIN | .823  |
| 27 SHEFFIELD, GARY   | .272 | 27 HOWARD, RYAN        | .489 | 27 CLARK, WILL         | .345 | 27 KRUK, JOHN          | .817  |
| 28 FLOYD, CLIFF      | .272 | 28 MONDESI, RAUL       | .485 | 28 TEIXEIRA, MARK      | .345 | 28 ALOU, MOISES        | .814  |
| 29# LARKIN, BARRY    | .271 | 29 STRAWBERRY, DARRYL  | .482 | 29 ALOU, MOISES        | .342 | 29 SANDERS, REGGIE     | .812  |
| 30 LOFTON, KENNY     | .270 | 30 MCGRIFF, FRED       | .482 | 30 MCGRIFF, FRED       | .342 | 30 YOUNG SR, ERIC      | .810  |
| 31 LOPEZ, JAVIER     | .270 | 31 MCREYNOLDS, KEVIN   | .480 | 31 KLESKO, RYAN        | .341 | 31 BURNITZ, JEROMY     | .808  |
| 32 BOONE, BRET       | .269 | 32 KONERKO, PAUL       | .480 | 32 BIGGIO, CRAIG       | .340 | 32 PALMEIRO, RAFAEL    | .807  |
| 33 PIERRE, JUAN      | .269 | 33 MITCHELL, KEVIN     | .478 | 33# PIAZZA, MIKE       | .340 | 33 MCGRIFF, FRED       | .805  |
| 34 KENDALL, JASON    | .269 | 34 ROLAN, SCOTT        | .475 | 34 KENDALL, JASON      | .339 | 34 GANT, RON           | .797  |
| 35 GREEN, SHAWN      | .268 | 35 SANDERS, REGGIE     | .475 | 35 GONZALEZ, LUIS      | .338 | 35 MONDESI, RAUL       | .797  |
| 36 DUNSTON, SHAWON   | .268 | 36* KEMP, MATT         | .475 | 36 LANKFORD, RAY       | .337 | 36 VAN SLYKE, ANDY     | .795  |
| 37 MONDESI, RAUL     | .267 | 37 WILLIAMS, MATT      | .473 | 37# SMITH, OZZIE       | .337 | 37* UPTON, JUSTIN      | .793  |
| 38 BIGGIO, CRAIG     | .266 | 38 GILES, BRIAN        | .473 | 38* ENCARNACION, EDWIN | .336 | 38 MUELLER, BILL       | .793  |
| 39# DAWSON, ANDRE    | .266 | 39 DAVIS, ERIC         | .473 | 39* GONZALEZ, ADRIAN   | .335 | 39# BUTLER, BRETT      | .791  |
| 40 JEFFERIES, GREG   | .266 | 40 JONES, ANDRUW       | .472 | 40# SANDBERG, RYNE     | .334 | 40 TEIXEIRA, MARK      | .791  |
| 41* REYES, JOSE      | .265 | 41 BOONE, BRET         | .471 | 41# GALARRAGA, ANDRES  | .334 | 41 DYKSTRA, LENNY      | .790  |
| 42 RENTERIA, EDGAR   | .264 | 42 TEIXEIRA, MARK      | .471 | 42 JUSTICE, DAVID      | .333 | 42# SANDBERG, RYNE     | .786  |
| 43 RAMIREZ, ARAMIS   | .263 | 43 CASTILLA, VINNY     | .469 | 43 DAVIS, CHILI        | .332 | 43# LARKIN, BARRY      | .784  |
| 44 FINLEY, STEVE     | .263 | 44 GREEN, SHAWN        | .469 | 44 MCREYNOLDS, KEVIN   | .332 | 44# GWYNN, TONY SR     | .782  |
| 45 SAX, STEVE        | .263 | 45 LANKFORD, RAY       | .468 | 45 GREEN, SHAWN        | .332 | 45 CLARK, WILL         | .780  |
| 46 SANDERS, REGGIE   | .263 | 46 KENT, JEFF          | .468 | 46 DORAN, BILL         | .331 | 46 LOFTON, KENNY       | .780  |
| 47# SMITH, OZZIE     | .263 | 47* GONZALEZ, ADRIAN   | .467 | 47 DESHIELDS, DELINO   | .331 | 47 GONZALEZ, LUIS      | .779  |
| 48 ABREU, BOBBY      | .263 | 48 CLARK, WILL         | .466 | 48 ALOMAR, ROBERTO     | .330 | 48 ROLAN, SCOTT        | .779  |
| 49 SOSA, SAMMY       | .261 | 49 DYE, JERMAINE       | .465 | 49 PALMEIRO, RAFAEL    | .330 | 49 GREEN, SHAWN        | .779  |
| 50* GONZALEZ, ADRIAN | .261 | 50* BELTRE, ADRIAN     | .465 | 50 FINLEY, STEVE       | .327 | 50 FINLEY, STEVE       | .778  |

## DVAL CAREER LEADERS

| NAME                  | ERA  | NAME                  | PCT  | NAME                  | BBA  | NAME                 | SOA   |
|-----------------------|------|-----------------------|------|-----------------------|------|----------------------|-------|
| 1# MARTINEZ,PEDRO     | 2.94 | 1# MARTINEZ,PEDRO     | .695 | 1 TEWKSBURY,BOB       | 1.23 | 1# MARTINEZ,PEDRO    | 10.24 |
| 2* KERSHAW,CLAYTON    | 2.94 | 2# CONE,DAVID         | .677 | 2 WELLS,DAVID         | 1.48 | 2* SCHERZER,MAX      | 9.83  |
| 3# MARTINEZ,DENNIS    | 3.05 | 3# MARTINEZ,DENNIS    | .675 | 3# MADDUX,GREG        | 1.53 | 3 LINCECUM,TIM       | 9.76  |
| 4* WAINWRIGHT,ADAM    | 3.10 | 4# SMILEY,JOHN        | .667 | 4 REED,RICK           | 1.81 | 4* KERSHAW,CLAYTON   | 9.61  |
| 5 OSWALT,ROY          | 3.21 | 5 WEBB,BRANDON        | .663 | 5 CARPENTER,CHRIS     | 1.84 | 5 JOHNSON,RANDY      | 9.39  |
| 6 RODRIGUEZ,WANDY     | 3.22 | 6 LINCECUM,TIM        | .659 | 6 HAREN,DAN           | 1.92 | 6* BUMGARNER,MADISON | 9.09  |
| 7# CONE,DAVID         | 3.23 | 7 WILLIAMS,WOODY      | .647 | 7 KURODA,HIROKI       | 1.96 | 7 WOOD,KERRY         | 9.09  |
| 8# SMILEY,JOHN        | 3.27 | 8 CAIN,MATT           | .637 | 8 LIEBER,JON          | 1.98 | 8* PEAVY,JAKE        | 8.78  |
| 9 CARPENTER,CHRIS     | 3.31 | 9 SMOLTZ,JOHN         | .621 | 9 OSWALT,ROY          | 2.02 | 9 BURNETT,A.J.       | 8.78  |
| 10 SCOTT,MIKE         | 3.32 | 10 MARTINEZ,RAMON     | .613 | 10 NOLASCO,RICKY      | 2.08 | 10* HAMELS,COLE      | 8.62  |
| 11 LINCECUM,TIM       | 3.37 | 11 SCHILLING,CURT     | .608 | 11 LOHSE,KYLE         | 2.09 | 11 RYAN,NOLAN        | 8.53  |
| 12 VALENZUELA,FERNAN  | 3.38 | 12* WAINWRIGHT,ADAM   | .600 | 12* HAMELS,COLE       | 2.16 | 12 BROWN,KEVIN       | 8.37  |
| 13# MADDUX,GREG       | 3.46 | 13# MADDUX,GREG       | .598 | 13* WAINWRIGHT,ADAM   | 2.20 | 13 SCHILLING,CURT    | 8.29  |
| 14 RIJO,JOSE          | 3.49 | 14# HERSHISER,OREL    | .591 | 14 SCHILLING,CURT     | 2.22 | 14 BECKETT,JOSH      | 8.22  |
| 15 BROWN,KEVIN        | 3.51 | 15 RODRIGUEZ,WANDY    | .585 | 15* KERSHAW,CLAYTON   | 2.24 | 15 VAZQUEZ,JAVIER    | 8.20  |
| 16 WEBB,BRANDON       | 3.51 | 16 ORTIZ,RUSS         | .583 | 16* COLON,BARTOLO     | 2.29 | 16 NOMO,HIDEO        | 8.16  |
| 17 KURODA,HIROKI      | 3.52 | 17 JOHNSON,RANDY      | .580 | 17 SANDERSON,SCOTT    | 2.29 | 17# CONE,DAVID       | 8.08  |
| 18* BUMGARNER,MADISON | 3.62 | 18 SCOTT,MIKE         | .580 | 18* CUETO,JOHNNY      | 2.36 | 18 LEITER,AL         | 8.00  |
| 19# HERSHISER,OREL    | 3.62 | 19 HAREN,DAN          | .579 | 19 VAZQUEZ,JAVIER     | 2.38 | 19* KENNEDY,IAN      | 7.99  |
| 20 WELCH,BOB          | 3.63 | 20* BUMGARNER,MADISON | .578 | 20 BURKETT,JOHN       | 2.39 | 20 RODRIGUEZ,WANDY   | 7.95  |
| 21* KENNEDY,IAN       | 3.65 | 21 OSWALT,ROY         | .576 | 21* BUMGARNER,MADISON | 2.39 | 21* WAINWRIGHT,ADAM  | 7.85  |
| 22* HAMELS,COLE       | 3.65 | 22 BROWN,KEVIN        | .575 | 22 REYNOLDS,SHANE     | 2.45 | 22 DEMPSTER,RYAN     | 7.76  |
| 23* COLON,BARTOLO     | 3.65 | 23 CARPENTER,CHRIS    | .570 | 23 LOWE,DEREK         | 2.45 | 23 PARK,CHAN HO      | 7.70  |
| 24 SCHILLING,CURT     | 3.67 | 24 WOOD,KERRY         | .566 | 24# MARTINEZ,DENNIS   | 2.47 | 24* CUETO,JOHNNY     | 7.70  |
| 25 HAREN,DAN          | 3.71 | 25 REYNOLDS,SHANE     | .566 | 25# SMILEY,JOHN       | 2.50 | 25 NOLASCO,RICKY     | 7.70  |
| 26 SMOLTZ,JOHN        | 3.73 | 26 BENES,ANDY         | .564 | 26 RODRIGUEZ,WANDY    | 2.51 | 26 HAREN,DAN         | 7.69  |
| 27 MORRIS,MATT        | 3.74 | 27 DRABEK,DOUG        | .563 | 27 BROWNING,TOM       | 2.54 | 27 HARANG,AARON      | 7.68  |
| 28 CAIN,MATT          | 3.76 | 28* SCHERZER,MAX      | .562 | 28 ARROYO,BRONSON     | 2.55 | 28 FERNANDEZ,SID     | 7.67  |
| 29* SCHERZER,MAX      | 3.76 | 29* SANCHEZ,ANIBAL    | .561 | 29 HUDSON,TIM         | 2.56 | 29 SMOLTZ,JOHN       | 7.65  |
| 30 GULLICKSON,BILL    | 3.78 | 30 BECKETT,JOSH       | .558 | 30 SCOTT,MIKE         | 2.62 | 30 SCHMIDT,JASON     | 7.65  |
| 31 DRABEK,DOUG        | 3.78 | 31 GULLICKSON,BILL    | .552 | 31 HARANG,AARON       | 2.64 | 31 CAIN,MATT         | 7.58  |
| 32 JOHNSON,RANDY      | 3.79 | 32 SMITH,BRYN         | .550 | 32 SUTCLIFFE,RICK     | 2.66 | 32 NEAGLE,DENNY      | 7.57  |
| 33* CUETO,JOHNNY      | 3.79 | 33 ARROYO,BRONSON     | .548 | 33# MARTINEZ,PEDRO    | 2.67 | 33 RIJO,JOSE         | 7.51  |
| 34 RYAN,NOLAN         | 3.82 | 34 BILLINGSLEY,CHAD   | .548 | 34 PENNY,BRAD         | 2.67 | 34 CARPENTER,CHRIS   | 7.47  |
| 35 BROWNING,TOM       | 3.86 | 35 RIJO,JOSE          | .547 | 35 SMITH,ZANE         | 2.68 | 35 BENES,ANDY        | 7.41  |
| 36 REED,RICK          | 3.87 | 36 VALENZUELA,FERNAN  | .546 | 36 JONES,BOBBY        | 2.69 | 36 OSWALT,ROY        | 7.38  |
| 37 GOODEN,DWIGHT      | 3.95 | 37 PORTUGAL,MARK      | .546 | 37 DRABEK,DOUG        | 2.74 | 37 GOODEN,DWIGHT     | 7.33  |
| 38 HARANG,AARON       | 3.96 | 38 GOODEN,DWIGHT      | .546 | 38 WELCH,BOB          | 2.75 | 38 ORTIZ,RUSS        | 7.28  |
| 39 DELEON,JOSE        | 3.97 | 39 NOLASCO,RICKY      | .543 | 39 SMITH,BRYN         | 2.76 | 39 KILE,DARRYL       | 7.26  |
| 40 MARTINEZ,RAMON     | 3.99 | 40 WELLS,DAVID        | .542 | 40 GULLICKSON,BILL    | 2.76 | 40 DELEON,JOSE       | 7.25  |
| 41 TEWKSBURY,BOB      | 4.00 | 41 PENNY,BRAD         | .540 | 41# HERSHISER,OREL    | 2.77 | 41 WILLIAMS,WOODY    | 7.20  |
| 42 BECKETT,JOSH       | 4.02 | 42 REED,RICK          | .540 | 42 WEBB,BRANDON       | 2.78 | 42 SCOTT,MIKE        | 7.17  |
| 43 SMITH,BRYN         | 4.05 | 43* KENNEDY,IAN       | .539 | 43 BROWN,KEVIN        | 2.80 | 43 CLEMENT,MATT      | 7.17  |
| 44 SUTCLIFFE,RICK     | 4.05 | 44 JONES,BOBBY        | .539 | 44 MILLWOOD,KEVIN     | 2.84 | 44 WEBB,BRANDON      | 7.13  |
| 45 DESHAIES,JIM       | 4.07 | 45 BROWNING,TOM       | .538 | 45* DICKEY,R.A.       | 2.84 | 45 REYNOLDS,SHANE    | 7.09  |
| 46 LOHSE,KYLE         | 4.08 | 46* HAMELS,COLE       | .537 | 46 ASHBY,ANDY         | 2.86 | 46 FASSERO,JEFF      | 7.05  |
| 47# GLAVINE,TOM       | 4.09 | 47 RYAN,NOLAN         | .536 | 47 MORGAN,MIKE        | 2.87 | 47* DICKEY,R.A.      | 7.03  |
| 48 LOWE,DEREK         | 4.09 | 48 FASSERO,JEFF       | .534 | 48 SMOLTZ,JOHN        | 2.89 | 48 LANGSTON,MARK     | 6.89  |
| 49 BURNETT,A.J.       | 4.10 | 49 ASHBY,ANDY         | .533 | 49 TOMKO,BRETT        | 2.90 | 49 BURBA,DAVE        | 6.86  |
| 50 MAHOLM,PAUL        | 4.15 | 50 NOMO,HIDEO         | .529 | 50 MORRIS,MATT        | 2.92 | 50 BURKETT,JOHN      | 6.82  |

## DVAL CAREER LEADERS

| NAME                | GM  | NAME                | W   | NAME              | L   | NAME                | IP   |
|---------------------|-----|---------------------|-----|-------------------|-----|---------------------|------|
| 1 HOFFMAN,TREVOR    | 465 | 1# MADDUX,GREG      | 196 | 1# GLAVINE,TOM    | 143 | 1# MADDUX,GREG      | 3086 |
| 2 FRANCO,JOHN       | 417 | 2# GLAVINE,TOM      | 156 | 2# MADDUX,GREG    | 132 | 2# GLAVINE,TOM      | 2706 |
| 3# MADDUX,GREG      | 405 | 3# MARTINEZ,PEDRO   | 141 | 3 VAZQUEZ,JAVIER  | 96  | 3 SMOLTZ,JOHN       | 1867 |
| 4 JACKSON,MIKE      | 376 | 4 SMOLTZ,JOHN       | 131 | 4 HERNANDEZ,LIVAN | 91  | 4# MARTINEZ,PEDRO   | 1852 |
| 5 STANTON,MIKE      | 368 | 5# HERSHISER,OREL   | 120 | 5 BURNETT,A.J.    | 85  | 5 SCHILLING,CURT    | 1841 |
| 6# GLAVINE,TOM      | 367 | 6 SCHILLING,CURT    | 115 | 6# HERSHISER,OREL | 83  | 6# HERSHISER,OREL   | 1797 |
| 7 WAGNER,BILLY      | 365 | 7# CONE,DAVID       | 109 | 7* PEAVY,JAKE     | 83  | 7 VAZQUEZ,JAVIER    | 1647 |
| 8 SMOLTZ,JOHN       | 361 | 8 VAZQUEZ,JAVIER    | 99  | 8 ASTACIO,PEDRO   | 82  | 8 HERNANDEZ,LIVAN   | 1541 |
| 9 SMITH,LEE         | 344 | 9 GOODEN,DWIGHT     | 89  | 9 WOLF,RANDY      | 82  | 9 GOODEN,DWIGHT     | 1498 |
| 10 LIEBER,JON       | 339 | 10 HAREN,DAN        | 88  | 10 SMOLTZ,JOHN    | 80  | 10# CONE,DAVID      | 1495 |
| 11 NATHAN,JOE       | 329 | 11* PEAVY,JAKE      | 88  | 11 BURKETT,JOHN   | 77  | 11 BURKETT,JOHN     | 1436 |
| 12 QUALLS,CHAD      | 327 | 12 JOHNSON,RANDY    | 87  | 12 HAMPTON,MIKE   | 74  | 12* PEAVY,JAKE      | 1428 |
| 13 QUANTRILL,PAUL   | 315 | 13 HERNANDEZ,LIVAN  | 87  | 13 GOODEN,DWIGHT  | 74  | 13 WELLS,DAVID      | 1419 |
| 14 OROSCO,JESSE     | 315 | 14 BENES,ANDY       | 84  | 14 MILLWOOD,KEVIN | 74  | 14 BURNETT,A.J.     | 1416 |
| 15 ECKERSLEY,DENNIS | 311 | 15 WELLS,DAVID      | 84  | 15 SCHILLING,CURT | 74  | 15 JOHNSON,RANDY    | 1416 |
| 16 SCHILLING,CURT   | 294 | 16 OSWALT,ROY       | 83  | 16 RUETER,KIRK    | 74  | 16 HAREN,DAN        | 1393 |
| 17 LOOPER,BRADEN    | 290 | 17# MARTINEZ,DENNIS | 83  | 17 HARANG,AARON   | 73  | 17 HAMPTON,MIKE     | 1375 |
| 18 JONES,DOUG       | 287 | 18 BURNETT,A.J.     | 81  | 18 MORGAN,MIKE    | 71  | 18 OSWALT,ROY       | 1336 |
| 19 MCDOWELL,ROGER   | 286 | 19 HAMPTON,MIKE     | 80  | 19 GROSS,KEVIN    | 71  | 19 BENES,ANDY       | 1284 |
| 20 JONES,TODD       | 286 | 20 BURKETT,JOHN     | 75  | 20 WELLS,DAVID    | 71  | 20 RUETER,KIRK      | 1263 |
| 21 NEN,ROBB         | 285 | 21# SMILEY,JOHN     | 74  | 21 DEMPSTER,RYAN  | 68  | 21* HAMELS,COLE     | 1254 |
| 22 LEFFERTS,CRAIG   | 285 | 22 BROWN,KEVIN      | 73  | 22 PARK,CHAN HO   | 67  | 22 MILLWOOD,KEVIN   | 1212 |
| 23 DOTEL,OCTAVIO    | 280 | 23 CAIN,MATT        | 72  | 23 BELCHER,TIM    | 65  | 23 DRABEK,DOUG      | 1206 |
| 24 WORRELL,TIM      | 274 | 24* HAMELS,COLE     | 72  | 24 BENES,ANDY     | 65  | 24# MARTINEZ,DENNIS | 1189 |
| 25 MYERS,RANDY      | 274 | 25 DRABEK,DOUG      | 72  | 25* COLON,BARTOLO | 64  | 25 ZAMBRANO,CARLOS  | 1188 |
|                     |     |                     |     | 26 HAREN,DAN      | 64  |                     |      |
|                     |     |                     |     | 27 VALDEZ,ISMAEL  | 64  |                     |      |

| NAME               | H    | NAME               | ER   | NAME               | BB  | NAME                | SO   |
|--------------------|------|--------------------|------|--------------------|-----|---------------------|------|
| 1# MADDUX,GREG     | 2505 | 1# GLAVINE,TOM     | 1229 | 1# GLAVINE,TOM     | 972 | 1# MADDUX,GREG      | 2327 |
| 2# GLAVINE,TOM     | 2385 | 2# MADDUX,GREG     | 1187 | 2 SMOLTZ,JOHN      | 600 | 2# MARTINEZ,PEDRO   | 2108 |
| 3 HERNANDEZ,LIVAN  | 1592 | 3 HERNANDEZ,LIVAN  | 852  | 3 GOODEN,DWIGHT    | 558 | 3# GLAVINE,TOM      | 1797 |
| 4 VAZQUEZ,JAVIER   | 1591 | 4 SMOLTZ,JOHN      | 773  | 4 HAMPTON,MIKE     | 557 | 4 SCHILLING,CURT    | 1696 |
| 5 SMOLTZ,JOHN      | 1561 | 5 VAZQUEZ,JAVIER   | 772  | 5# HERSHISER,OREL  | 554 | 5 SMOLTZ,JOHN       | 1588 |
| 6# HERSHISER,OREL  | 1556 | 6 SCHILLING,CURT   | 751  | 6# CONE,DAVID      | 550 | 6 VAZQUEZ,JAVIER    | 1500 |
| 7 SCHILLING,CURT   | 1544 | 7# HERSHISER,OREL  | 724  | 7# MARTINEZ,PEDRO  | 549 | 7 JOHNSON,RANDY     | 1478 |
| 8 WELLS,DAVID      | 1399 | 8 HAMPTON,MIKE     | 706  | 8 BURNETT,A.J.     | 546 | 8* PEAVY,JAKE       | 1394 |
| 9 BURKETT,JOHN     | 1387 | 9* PEAVY,JAKE      | 690  | 9 HERNANDEZ,LIVAN  | 544 | 9 BURNETT,A.J.      | 1382 |
| 10 HAMPTON,MIKE    | 1324 | 10 ASTACIO,PEDRO   | 680  | 10 ZAMBRANO,CARLOS | 526 | 10# CONE,DAVID      | 1343 |
| 11 RUETER,KIRK     | 1295 | 11 BURKETT,JOHN    | 664  | 11# MADDUX,GREG    | 526 | 11# HERSHISER,OREL  | 1309 |
| 12 ASTACIO,PEDRO   | 1274 | 12 GOODEN,DWIGHT   | 658  | 12* PEAVY,JAKE     | 498 | 12 GOODEN,DWIGHT    | 1221 |
| 13* PEAVY,JAKE     | 1260 | 13 WELLS,DAVID     | 655  | 13 DEMPSTER,RYAN   | 477 | 13* HAMELS,COLE     | 1202 |
| 14 HAREN,DAN       | 1258 | 14 MILLWOOD,KEVIN  | 650  | 14 JOHNSON,RANDY   | 468 | 14 HAREN,DAN        | 1190 |
| 15 GOODEN,DWIGHT   | 1255 | 15 BURNETT,A.J.    | 646  | 15 BENES,ANDY      | 465 | 15* KERSHAW,CLAYTON | 1103 |
| 16 BURNETT,A.J.    | 1245 | 16 RUETER,KIRK     | 634  | 16 LEITER,AL       | 456 | 16 OSWALT,ROY       | 1096 |
| 17 MILLWOOD,KEVIN  | 1233 | 17 BENES,ANDY      | 609  | 17 SCHILLING,CURT  | 454 | 17 BURKETT,JOHN     | 1088 |
| 18# MARTINEZ,PEDRO | 1231 | 18# MARTINEZ,PEDRO | 605  | 18 PARK,CHAN HO    | 452 | 18 HERNANDEZ,LIVAN  | 1070 |
| 19 LIEBER,JON      | 1216 | 19 TRACHSEL,STEVE  | 604  | 19 GROSS,KEVIN     | 439 | 19 BROWN,KEVIN      | 1069 |
| 20 GROSS,KEVIN     | 1199 | 20 GROSS,KEVIN     | 602  | 20 VAZQUEZ,JAVIER  | 436 | 20 BENES,ANDY       | 1058 |
| 21 BENES,ANDY      | 1172 | 21 JOHNSON,RANDY   | 596  | 21 MARQUIS,JASON   | 433 | 21* SCHERZER,MAX    | 1019 |
| 22 JOHNSON,RANDY   | 1139 | 22 WOLF,RANDY      | 593  | 22 RYAN,NOLAN      | 433 | 22 HARANG,AARON     | 992  |
| 23 TRACHSEL,STEVE  | 1126 | 23 VALDEZ,ISMAEL   | 588  | 23 DARLING,RON     | 424 | 23 RYAN,NOLAN       | 981  |
| 24 WOLF,RANDY      | 1120 | 24 HAREN,DAN       | 574  | 24 RUETER,KIRK     | 418 | 24 WELLS,DAVID      | 977  |
| 25# CONE,DAVID     | 1111 | 25 DEMPSTER,RYAN   | 566  | 25 NOMO,HIDEO      | 411 | 25 DEMPSTER,RYAN    | 946  |

## DVAL CAREER LEADERS

| NAME              | GS  | NAME                 | CG  | NAME                 | MOB   | NAME                  | OPP  |
|-------------------|-----|----------------------|-----|----------------------|-------|-----------------------|------|
| 1# MADDUX,GREG    | 405 | 1# MADDUX,GREG       | 173 | 1* KERSHAW,CLAYTON   | 8.02  | 1* KERSHAW,CLAYTON    | .176 |
| 2# GLAVINE,TOM    | 363 | 2# GLAVINE,TOM       | 131 | 2 CARPENTER,CHRIS    | 8.64  | 2# MARTINEZ,PEDRO     | .181 |
| 3 SMOLTZ,JOHN     | 249 | 3# MARTINEZ,PEDRO    | 119 | 3# MARTINEZ,PEDRO    | 8.65  | 3# CONE,DAVID         | .198 |
| 4# HERSHISER,OREL | 247 | 4# HERSHISER,OREL    | 96  | 4# MADDUX,GREG       | 8.84  | 4 RIJO,JOSE           | .200 |
| 5 VAZQUEZ,JAVIER  | 246 | 5 BROWN,KEVIN        | 80  | 5 OSWALT,ROY         | 8.86  | 5# MARTINEZ,DENNIS    | .200 |
| 6 SCHILLING,CURT  | 242 | 6 GOODEN,DWIGHT      | 74  | 6* WAINWRIGHT,ADAM   | 8.99  | 6 WEBB,BRANDON        | .200 |
| 7 HERNANDEZ,LIVAN | 237 | 7# CONE,DAVID        | 72  | 7# MARTINEZ,DENNIS   | 9.21  | 7* WAINWRIGHT,ADAM    | .201 |
| 8 BURNETT,A.J.    | 229 | 8 SCHILLING,CURT     | 71  | 8 WEBB,BRANDON       | 9.55  | 8 CARPENTER,CHRIS     | .201 |
| 9# MARTINEZ,PEDRO | 226 | 9 WELLS,DAVID        | 69  | 9* BUMGARNER,MADISON | 9.60  | 9 BROWN,KEVIN         | .202 |
| 10 BURKETT,JOHN   | 213 | 10 SMOLTZ,JOHN       | 66  | 10 BROWN,KEVIN       | 9.63  | 10 OSWALT,ROY         | .202 |
| 11* PEAVY,JAKE    | 211 | 11 VAZQUEZ,JAVIER    | 63  | 11 SCHILLING,CURT    | 9.77  | 11 LINCECUM,TIM       | .204 |
| 12 HAREN,DAN      | 208 | 12 OSWALT,ROY        | 62  | 12* HAMELS,COLE      | 9.81  | 12 VALENZUELA,FERNAN  | .208 |
| 13# CONE,DAVID    | 201 | 13# MARTINEZ,DENNIS  | 62  | 13* CUETO,JOHNNY     | 9.89  | 13* SCHERZER,MAX      | .210 |
| 14 JOHNSON,RANDY  | 201 | 14 JOHNSON,RANDY     | 59  | 14 RIJO,JOSE         | 9.91  | 14* BUMGARNER,MADISON | .211 |
| 15 WELLS,DAVID    | 199 | 15 BENES,ANDY        | 58  | 15 RODRIGUEZ,WANDY   | 9.96  | 15 JOHNSON,RANDY      | .211 |
| 16 GOODEN,DWIGHT  | 196 | 16 HAMPTON,MIKE      | 55  | 16# CONE,DAVID       | 9.99  | 16# MADDUX,GREG       | .213 |
| 17 HAMPTON,MIKE   | 196 | 17* PEAVY,JAKE       | 54  | 17 SCOTT,MIKE        | 10.04 | 17 CAIN,MATT          | .214 |
| 18 BENES,ANDY     | 190 | 18 BURKETT,JOHN      | 52  | 18 HAREN,DAN         | 10.04 | 18 SCOTT,MIKE         | .216 |
| 19* HAMELS,COLE   | 187 | 19 ZAMBRANO,CARLOS   | 51  | 19 KURODA,HIROKI     | 10.05 | 19 RODRIGUEZ,WANDY    | .216 |
| 20 RUETER,KIRK    | 185 | 20 RIJO,JOSE         | 50  | 20 REED,RICK         | 10.07 | 20 SMOLTZ,JOHN        | .218 |
| 21 MILLWOOD,KEVIN | 184 | 21 ASTACIO,PEDRO     | 46  | 21* COLON,BARTOLO    | 10.12 | 21* CUETO,JOHNNY      | .218 |
| 22 OSWALT,ROY     | 183 | 22 MORRIS,MATT       | 45  | 22 JOHNSON,RANDY     | 10.21 | 22 MARTINEZ,RAMON     | .218 |
| 23 HARANG,AARON   | 178 | 23 VALENZUELA,FERNAN | 45  | 23 WELLS,DAVID       | 10.35 | 23 GOODEN,DWIGHT      | .218 |
| 24 WOLF,RANDY     | 175 | 24 HERNANDEZ,LIVAN   | 44  | 24 CAIN,MATT         | 10.36 | 24 SCHILLING,CURT     | .218 |
| 25 DRABEK,DOUG    | 174 | 25 RUETER,KIRK       | 44  | 25* SCHERZER,MAX     | 10.40 | 25* HAMELS,COLE       | .221 |
|                   |     | 26 DRABEK,DOUG       | 44  | 26 LINCECUM,TIM      | 10.41 | 26 LEITER,AL          | .222 |
|                   |     |                      |     | 27 SMOLTZ,JOHN       | 10.42 | 27 WELCH,BOB          | .222 |
|                   |     |                      |     | 28 VALENZUELA,FERNAN | 10.44 | 28 BECKETT,JOSH       | .223 |
|                   |     |                      |     | 29# SMILEY,JOHN      | 10.45 | 29 WOOD,KERRY         | .224 |
|                   |     |                      |     | 30 TEWKSBURY,BOB     | 10.47 | 30# HERSHISER,OREL    | .224 |
|                   |     |                      |     | 31 WELCH,BOB         | 10.47 | 31* COLON,BARTOLO     | .225 |
|                   |     |                      |     | 32# HERSHISER,OREL   | 10.56 | 32 ZAMBRANO,CARLOS    | .225 |
|                   |     |                      |     | 33 HARANG,AARON      | 10.72 | 33* KENNEDY,IAN       | .225 |
|                   |     |                      |     | 34 DRABEK,DOUG       | 10.77 | 34 LANGSTON,MARK      | .225 |
|                   |     |                      |     | 35 LOWE,DEREK        | 10.77 | 35 RYAN,NOLAN         | .226 |
|                   |     |                      |     | 36 LOHSE,KYLE        | 10.78 | 36 BURNETT,A.J.       | .227 |
|                   |     |                      |     | 37 HUDSON,TIM        | 10.82 | 37 MORRIS,MATT        | .227 |
|                   |     |                      |     | 38 REYNOLDS,SHANE    | 10.83 | 38# GLAVINE,TOM       | .227 |
|                   |     |                      |     | 39 BROWNING,TOM      | 10.83 | 39* PEAVY,JAKE        | .227 |
|                   |     |                      |     | 40 MORRIS,MATT       | 10.84 | 40# SMILEY,JOHN       | .228 |
|                   |     |                      |     | 41 MARTINEZ,RAMON    | 10.87 | 41 HILL,KEN           | .229 |
|                   |     |                      |     | 42 GOODEN,DWIGHT     | 10.89 | 42 DRABEK,DOUG        | .229 |
|                   |     |                      |     | 43* KENNEDY,IAN      | 10.91 | 43 HARANG,AARON       | .230 |
|                   |     |                      |     | 44 BECKETT,JOSH      | 10.91 | 44 KURODA,HIROKI      | .231 |
|                   |     |                      |     | 45 VAZQUEZ,JAVIER    | 11.08 | 45 HAREN,DAN          | .231 |
|                   |     |                      |     | 46* PEAVY,JAKE       | 11.08 | 46 ORTIZ,RUSS         | .231 |
|                   |     |                      |     | 47 BURKETT,JOHN      | 11.08 | 47 BENES,ANDY         | .233 |
|                   |     |                      |     | 48 SUTCLIFFE,RICK    | 11.12 | 48 HUDSON,TIM         | .234 |
|                   |     |                      |     | 49# GLAVINE,TOM      | 11.17 | 49 REED,RICK          | .234 |
|                   |     |                      |     | 50 ARROYO,BRONSON    | 11.27 | 50 DELEON,JOSE        | .234 |

| NAME                | SHO | NAME                | SV  |
|---------------------|-----|---------------------|-----|
| 1# MADDUX,GREG      | 28  | 1 WAGNER,BILLY      | 202 |
| 2# GLAVINE,TOM      | 25  | 2 HOFFMAN,TREVOR    | 158 |
| 3# HERSHISER,OREL   | 19  | 3 NEN,ROBB          | 132 |
| 4# CONE,DAVID       | 18  | 4 NATHAN,JOE        | 110 |
| 5 SCHILLING,CURT    | 18  | 5 FRANCO,JOHN       | 100 |
| 6 WELLS,DAVID       | 16  | 6* KIMBREL,CRAIG    | 99  |
| 7# MARTINEZ,PEDRO   | 16  | 7* CHAPMAN,AROLDIS  | 95  |
| 8 BENES,ANDY        | 15  | 8 WETTELAND,JOHN    | 85  |
| 9 SMOLTZ,JOHN       | 15  | 9* JANSEN,KENLEY    | 83  |
| 10* KERSHAW,CLAYTON | 15  | 10 SAITO,TAKASHI    | 81  |
| 11 OSWALT,ROY       | 15  | 11 WORRELL,TODD     | 77  |
| 12* HAMELS,COLE     | 14  | 12 SHAW,JEFF        | 76  |
| 13* PEAVY,JAKE      | 14  | 13* MELANCON,MARK   | 75  |
| 14 CAIN,MATT        | 14  | 14 RUSSELL,JEFF     | 73  |
| 15* COLON,BARTOLO   | 14  | 15 QUALLS,CHAD      | 72  |
| 16 VAZQUEZ,JAVIER   | 14  | 16 SMITH,LEE        | 71  |
| 17 DRABEK,DOUG      | 14  | 17* ZIEGLER,BRAD    | 67  |
| 18 LANGSTON,MARK    | 14  | 18 VALVERDE,JOSE    | 62  |
| 19 BURKETT,JOHN     | 13  | 19 ECKERSLEY,DENNIS | 62  |
| 20 GULLICKSON,BILL  | 13  | 20 SMITH,DAVE       | 61  |
| 21 SANTANA,JOHAN    | 13  | 21* MILLER,ANDREW   | 60  |
| 22# MARTINEZ,DENNIS | 12  | 22 GAGNE,ERIC       | 59  |
| 23 JOHNSON,RANDY    | 12  | 23 ANDERSEN,LARRY   | 59  |

**DVAL ACTIVE CAREER LEADERS**

| NAME                 | GM   | NAME                 | AB   | NAME                 | H    | NAME                 | RBI |
|----------------------|------|----------------------|------|----------------------|------|----------------------|-----|
| 1 PUJOLS,ALBERT      | 1445 | 1 PUJOLS,ALBERT      | 5261 | 1 PUJOLS,ALBERT      | 1441 | 1 PUJOLS,ALBERT      | 974 |
| 2 BELTRE,ADRIAN      | 1411 | 2 BELTRE,ADRIAN      | 4957 | 2 CABRERA,MIGUEL     | 1320 | 2 BELTRE,ADRIAN      | 841 |
| 3 CABRERA,MIGUEL     | 1241 | 3 CABRERA,MIGUEL     | 4566 | 3 BELTRE,ADRIAN      | 1280 | 3 CABRERA,MIGUEL     | 796 |
| 4 REYES,JOSE         | 1145 | 4 REYES,JOSE         | 4052 | 4 REYES,JOSE         | 1075 | 4 BELTRAN,CARLOS     | 604 |
| 5 BELTRAN,CARLOS     | 1077 | 5 BELTRAN,CARLOS     | 3837 | 5 RAMIREZ,HANLEY     | 987  | 5 GONZALEZ,ADRIAN    | 591 |
| 6 PHILLIPS,BRANDON   | 976  | 6 PHILLIPS,BRANDON   | 3813 | 6 BELTRAN,CARLOS     | 969  | 6 PHILLIPS,BRANDON   | 517 |
| 7 WRIGHT,DAVID       | 950  | 7 GONZALEZ,ADRIAN    | 3446 | 7 PHILLIPS,BRANDON   | 958  | 7 RAMIREZ,HANLEY     | 512 |
| 8 RAMIREZ,HANLEY     | 941  | 8 RAMIREZ,HANLEY     | 3288 | 8 GONZALEZ,ADRIAN    | 901  | 8 VOTTO,JOEY         | 508 |
| 9 GONZALEZ,ADRIAN    | 940  | 9 WRIGHT,DAVID       | 3248 | 9 VOTTO,JOEY         | 870  | 9 ENCARNACION,EDWIN  | 491 |
| 10 MCCANN,BRIAN      | 893  | 10 PENCE,HUNTER      | 3063 | 10 WRIGHT,DAVID      | 810  | 10 UPTON,JUSTIN      | 453 |
| 11 VOTTO,JOEY        | 890  | 11 MCCANN,BRIAN      | 3040 | 11 PENCE,HUNTER      | 751  | 11 MCCANN,BRIAN      | 451 |
| 12 ESCOBAR,YUNEL     | 842  | 12 VOTTO,JOEY        | 2964 | 12 KEMP,MATT         | 743  | 12 KEMP,MATT         | 435 |
| 13 ENCARNACION,EDWIN | 842  | 13 ESCOBAR,YUNEL     | 2939 | 13 UPTON,JUSTIN      | 724  | 13 PENCE,HUNTER      | 413 |
| 14 PENCE,HUNTER      | 840  | 14 UPTON,JUSTIN      | 2914 | 14 ESCOBAR,YUNEL     | 722  | 14 WRIGHT,DAVID      | 405 |
| 15 MOLINA,YADIER     | 806  | 15 MCCUTCHEN,ANDRE   | 2895 | 15 MCCUTCHEN,ANDREW  | 709  | 15 REYES,JOSE        | 397 |
| 16 UPTON,JUSTIN      | 804  | 16 KEMP,MATT         | 2852 | 16 MCCANN,BRIAN      | 708  | 16 GOLDSCHMIDT,PAUL  | 328 |
| 17 KEMP,MATT         | 787  | 17 FRANCOEUR,JEFF    | 2698 | 17 ENCARNACION,EDWIN | 658  | 17 PRADO,MARTIN      | 315 |
| 18 FRANCOEUR,JEFF    | 778  | 18 ENCARNACION,EDWIN | 2661 | 18 MOLINA,YADIER     | 635  | 18 STANTON,GIANCARLO | 312 |
| 19 ZIMMERMAN,RYAN    | 775  | 19 MARTIN,RUSSELL    | 2440 | 19 FRANCOEUR,JEFF    | 631  | 19 MARTIN,RUSSELL    | 310 |
| 20 MARTIN,RUSSELL    | 760  | 20 WERTH,JAYSON      | 2374 | 20 PRADO,MARTIN      | 624  | 20 FRANCOEUR,JEFF    | 306 |
| 21 WERTH,JAYSON      | 745  | 21 MOLINA,YADIER     | 2349 | 21 MARTIN,RUSSELL    | 600  | 21 WERTH,JAYSON      | 293 |
| 22 MCCUTCHEN,ANDREW  | 743  | 22 PRADO,MARTIN      | 2328 | 22 ALTUVE,JOSE       | 585  | 22 MCCUTCHEN,ANDREW  | 288 |
| 23 BRUCE,JAY         | 662  | 23 BRUCE,JAY         | 2147 | 23 WERTH,JAYSON      | 556  | 23 BRUCE,JAY         | 283 |
| 24 PRADO,MARTIN      | 644  | 24 DESMOND,IAN       | 2109 | 24 POSEY,BUSTER      | 506  | 24 RIZZO,ANTHONY     | 276 |
| 25 YOUNG,CHRIS       | 637  | 25 ALTUVE,JOSE       | 2105 | 25 WALKER,NEIL       | 503  | 25 POSEY,BUSTER      | 273 |

| NAME                 | R   | NAME                 | 2B  | NAME                | 3B | NAME                 | HR  |
|----------------------|-----|----------------------|-----|---------------------|----|----------------------|-----|
| 1 PUJOLS,ALBERT      | 900 | 1 PUJOLS,ALBERT      | 338 | 1 REYES,JOSE        | 68 | 1 PUJOLS,ALBERT      | 335 |
| 2 BELTRE,ADRIAN      | 723 | 2 CABRERA,MIGUEL     | 300 | 2 DREW,STEPHEN      | 32 | 2 CABRERA,MIGUEL     | 278 |
| 3 CABRERA,MIGUEL     | 675 | 3 BELTRE,ADRIAN      | 299 | 3 MCCUTCHEN,ANDREW  | 27 | 3 BELTRE,ADRIAN      | 232 |
| 4 REYES,JOSE         | 616 | 4 BELTRAN,CARLOS     | 257 | 4 MARTE,STARLING    | 26 | 4 ENCARNACION,EDWIN  | 170 |
| 5 RAMIREZ,HANLEY     | 607 | 5 GONZALEZ,ADRIAN    | 233 | 5 CRAWFORD,BRANDON  | 25 | 5 RAMIREZ,HANLEY     | 157 |
| 6 BELTRAN,CARLOS     | 559 | 6 WRIGHT,DAVID       | 222 | 6 PENCE,HUNTER      | 23 | 6 BELTRAN,CARLOS     | 157 |
| 7 VOTTO,JOEY         | 537 | 7 REYES,JOSE         | 217 | 7 GOMEZ,CARLOS      | 23 | 7 GONZALEZ,ADRIAN    | 154 |
| 8 PHILLIPS,BRANDON   | 509 | 8 RAMIREZ,HANLEY     | 216 | 8 CASTRO,STARLIN    | 23 | 8 VOTTO,JOEY         | 148 |
| 9 WRIGHT,DAVID       | 471 | 9 VOTTO,JOEY         | 204 | 9 BELTRAN,CARLOS    | 22 | 9 UPTON,JUSTIN       | 145 |
| 10 UPTON,JUSTIN      | 454 | 10 PENCE,HUNTER      | 179 | 10 EATON,ADAM       | 21 | 10 MCCANN,BRIAN      | 140 |
| 11 MCCUTCHEN,ANDREW  | 451 | 11 PHILLIPS,BRANDON  | 174 | 11 HUNDLEY,NICK     | 20 | 11 KEMP,MATT         | 139 |
| 12 KEMP,MATT         | 445 | 12 MCCUTCHEN,ANDREW  | 165 | 12 REVERE,BEN       | 19 | 12 PHILLIPS,BRANDON  | 130 |
| 13 GONZALEZ,ADRIAN   | 431 | 13 MCCANN,BRIAN      | 162 | 13 RAMIREZ,HANLEY   | 18 | 13 STANTON,GIANCARLO | 130 |
| 14 ENCARNACION,EDWIN | 404 | 14 KEMP,MATT         | 161 | 14 PAGAN,ANGEL      | 18 | 14 WRIGHT,DAVID      | 119 |
| 15 PENCE,HUNTER      | 382 | 15 GOLDSCHMIDT,PAUL  | 156 | 15 WRIGHT,DAVID     | 18 | 15 PENCE,HUNTER      | 113 |
| 16 MCCANN,BRIAN      | 348 | 16 ENCARNACION,EDWIN | 156 | 16 SEGURA,JEAN      | 18 | 16 GOLDSCHMIDT,PAUL  | 104 |
| 17 ESCOBAR,YUNEL     | 348 | 17 MARTIN,RUSSELL    | 154 | 17 KEMP,MATT        | 17 | 17 MCCUTCHEN,ANDREW  | 99  |
| 18 WERTH,JAYSON      | 335 | 18 FRANCOEUR,JEFF    | 154 | 18 CABRERA,MELKY    | 17 | 18 BRUCE,JAY         | 95  |
| 19 PRADO,MARTIN      | 312 | 19 PRADO,MARTIN      | 151 | 19 GORDON,DEE       | 16 | 19 FRANCOEUR,JEFF    | 83  |
| 20 GOLDSCHMIDT,PAUL  | 312 | 20 ESCOBAR,YUNEL     | 145 | 20 PHILLIPS,BRANDON | 16 | 20 FRAZIER,TODD      | 82  |
| 21 FRANCOEUR,JEFF    | 301 | 21 ZIMMERMAN,RYAN    | 141 | 21 HEYWARD,JASON    | 16 | 21 ZIMMERMAN,RYAN    | 81  |
| 22 ALTUVE,JOSE       | 298 | 22 UPTON,JUSTIN      | 139 | 22 WALKER,NEIL      | 16 | 22 WERTH,JAYSON      | 78  |
| 23 STANTON,GIANCARLO | 297 | 23 MOLINA,YADIER     | 138 | 23 WERTH,JAYSON     | 16 | 23 RIZZO,ANTHONY     | 78  |
| 24 MARTIN,RUSSELL    | 294 | 24 ALTUVE,JOSE       | 132 | 24 PARRA,GERARDO    | 16 | 24 MARTIN,RUSSELL    | 78  |
| 25 BRUCE,JAY         | 266 | 25 HEADLEY,CHASE     | 130 | 25 PRADO,MARTIN     | 15 | 25 YOUNG,CHRIS       | 77  |
|                      |     | 26 FREEMAN,FREDDIE   | 130 | 26 BELT,BRANDON     | 15 | 26 REYES,JOSE        | 77  |
|                      |     |                      |     | 27 UPTON,JUSTIN     | 15 |                      |     |
|                      |     |                      |     | 28 ALTUVE,JOSE      | 15 |                      |     |

**DVAL ACTIVE CAREER LEADERS**

| NAME                 | BB  | NAME                 | SO  | NAME                | SB  | NAME                | DP  |
|----------------------|-----|----------------------|-----|---------------------|-----|---------------------|-----|
| 1 PUJOLS,ALBERT      | 620 | 1 CABRERA,MIGUEL     | 845 | 1 REYES,JOSE        | 316 | 1 PUJOLS,ALBERT     | 153 |
| 2 CABRERA,MIGUEL     | 484 | 2 BELTRE,ADRIAN      | 836 | 2 RAMIREZ,HANLEY    | 202 | 2 CABRERA,MIGUEL    | 148 |
| 3 VOTTO,JOEY         | 471 | 3 UPTON,JUSTIN       | 808 | 3 HAMILTON,BILLY    | 184 | 3 BELTRE,ADRIAN     | 121 |
| 4 GONZALEZ,ADRIAN    | 380 | 4 WRIGHT,DAVID       | 776 | 4 UPTON,JUSTIN      | 118 | 4 WRIGHT,DAVID      | 93  |
| 5 ENCARNACION,EDWIN  | 356 | 5 BELTRAN,CARLOS     | 752 | 5 KEMP,MATT         | 113 | 5 PHILLIPS,BRANDON  | 83  |
| 6 BELTRAN,CARLOS     | 356 | 6 PUJOLS,ALBERT      | 742 | 6 ALTUVE,JOSE       | 113 | 6 GONZALEZ,ADRIAN   | 78  |
| 7 MCCUTCHEN,ANDREW   | 351 | 7 VOTTO,JOEY         | 737 | 7 MCCUTCHEN,ANDREW  | 111 | 7 ENCARNACION,EDWIN | 75  |
| 8 WRIGHT,DAVID       | 345 | 8 KEMP,MATT          | 729 | 8 MARTE,STARLING    | 109 | 8 ESCOBAR,YUNEL     | 74  |
| 9 UPTON,JUSTIN       | 328 | 9 GONZALEZ,ADRIAN    | 707 | 9 BELTRAN,CARLOS    | 103 | 9 MCCANN,BRIAN      | 74  |
| 10 BELTRE,ADRIAN     | 327 | 10 WERTH,JAYSON      | 666 | 10 PHILLIPS,BRANDON | 99  | 10 BELTRAN,CARLOS   | 67  |
| 11 RAMIREZ,HANLEY    | 291 | 11 REYES,JOSE        | 660 | 11 GORDON,DEE       | 98  | 11 MARTIN,RUSSELL   | 66  |
| 12 WERTH,JAYSON      | 290 | 12 PENCE,HUNTER      | 649 | 12 PAGAN,ANGEL      | 75  | 12 PENCE,HUNTER     | 63  |
| 13 MARTIN,RUSSELL    | 283 | 13 RAMIREZ,HANLEY    | 635 | 13 GOLDSCHMIDT,PAUL | 73  | 13 KEMP,MATT        | 58  |
| 14 MCCANN,BRIAN      | 274 | 14 MCCUTCHEN,ANDREW  | 634 | 14 WRIGHT,DAVID     | 72  | 14 POSEY,BUSTER     | 57  |
| 15 REYES,JOSE        | 271 | 15 PHILLIPS,BRANDON  | 606 | 15 GOMEZ,CARLOS     | 70  | 15 MOLINA,YADIER    | 56  |
| 16 ESCOBAR,YUNEL     | 260 | 16 STANTON,GIANCARLO | 589 | 16 SPAN,DENARD      | 68  | 16 FRANCOEUR,JEFF   | 56  |
| 17 GOLDSCHMIDT,PAUL  | 242 | 17 MCCANN,BRIAN      | 580 | 17 DESMOND,IAN      | 68  | 17 REYES,JOSE       | 51  |
| 18 PENCE,HUNTER      | 229 | 18 FRANCOEUR,JEFF    | 574 | 18 PENCE,HUNTER     | 67  | 18 WERTH,JAYSON     | 50  |
| 19 FREEMAN,FREDDIE   | 227 | 19 DESMOND,IAN       | 558 | 19 HEYWARD,JASON    | 67  | 19 VOTTO,JOEY       | 46  |
| 20 RIZZO,ANTHONY     | 220 | 20 ENCARNACION,EDWIN | 534 | 20 WERTH,JAYSON     | 67  | 20 UPTON,JUSTIN     | 46  |
| 21 PHILLIPS,BRANDON  | 212 | 21 HEADLEY,CHASE     | 525 | 21 BELTRE,ADRIAN    | 64  | 21 DESMOND,IAN      | 45  |
| 22 KEMP,MATT         | 207 | 22 BRUCE,JAY         | 525 | 22 YOUNG,CHRIS      | 61  | 22 RAMIREZ,HANLEY   | 44  |
| 23 STANTON,GIANCARLO | 204 | 23 FREEMAN,FREDDIE   | 499 | 23 PUJOLS,ALBERT    | 55  | 23 FREESE,DAVID     | 44  |
| 24 PRADO,MARTIN      | 194 | 24 MARTIN,RUSSELL    | 498 | 24 REVERE,BEN       | 53  | 24 PRADO,MARTIN     | 43  |
| 25 HEYWARD,JASON     | 188 | 25 GOLDSCHMIDT,PAUL  | 482 | 25 SEGURA,JEAN      | 52  | 25 ZIMMERMAN,RYAN   | 40  |
|                      |     |                      |     | 26 CASTRO,STARLIN   | 52  |                     |     |

| NAME                 | GS   | NAME                 | TB   | NAME                 | RC  |
|----------------------|------|----------------------|------|----------------------|-----|
| 1 PUJOLS,ALBERT      | 1386 | 1 PUJOLS,ALBERT      | 2796 | 1 PUJOLS,ALBERT      | 990 |
| 2 BELTRE,ADRIAN      | 1238 | 2 CABRERA,MIGUEL     | 2476 | 2 CABRERA,MIGUEL     | 888 |
| 3 CABRERA,MIGUEL     | 1194 | 3 BELTRE,ADRIAN      | 2303 | 3 BELTRE,ADRIAN      | 711 |
| 4 REYES,JOSE         | 981  | 4 BELTRAN,CARLOS     | 1741 | 4 RAMIREZ,HANLEY     | 650 |
| 5 BELTRAN,CARLOS     | 965  | 5 RAMIREZ,HANLEY     | 1710 | 5 VOTTO,JOEY         | 610 |
| 6 PHILLIPS,BRANDON   | 943  | 6 REYES,JOSE         | 1659 | 6 REYES,JOSE         | 571 |
| 7 GONZALEZ,ADRIAN    | 899  | 7 GONZALEZ,ADRIAN    | 1608 | 7 BELTRAN,CARLOS     | 568 |
| 8 WRIGHT,DAVID       | 855  | 8 PHILLIPS,BRANDON   | 1554 | 8 GONZALEZ,ADRIAN    | 539 |
| 9 MCCANN,BRIAN       | 812  | 9 VOTTO,JOEY         | 1536 | 9 WRIGHT,DAVID       | 471 |
| 10 RAMIREZ,HANLEY    | 787  | 10 WRIGHT,DAVID      | 1425 | 10 PHILLIPS,BRANDON  | 468 |
| 11 PENCE,HUNTER      | 781  | 11 KEMP,MATT         | 1355 | 11 ENCARNACION,EDWIN | 452 |
| 12 ESCOBAR,YUNEL     | 755  | 12 ENCARNACION,EDWIN | 1334 | 12 UPTON,JUSTIN      | 452 |
| 13 UPTON,JUSTIN      | 749  | 13 UPTON,JUSTIN      | 1328 | 13 KEMP,MATT         | 440 |
| 14 VOTTO,JOEY        | 745  | 14 PENCE,HUNTER      | 1315 | 14 MCCUTCHEN,ANDREW  | 420 |
| 15 MCCUTCHEN,ANDREW  | 718  | 15 MCCANN,BRIAN      | 1300 | 15 PENCE,HUNTER      | 402 |
| 16 ENCARNACION,EDWIN | 704  | 16 MCCUTCHEN,ANDREW  | 1225 | 16 MCCANN,BRIAN      | 386 |
| 17 KEMP,MATT         | 685  | 17 FRANCOEUR,JEFF    | 1062 | 17 GOLDSCHMIDT,PAUL  | 367 |
| 18 FRANCOEUR,JEFF    | 681  | 18 ESCOBAR,YUNEL     | 999  | 18 MARTIN,RUSSELL    | 331 |
| 19 MARTIN,RUSSELL    | 671  | 19 MARTIN,RUSSELL    | 996  | 19 PRADO,MARTIN      | 314 |
| 20 MOLINA,YADIER     | 629  | 20 MOLINA,YADIER     | 978  | 20 MOLINA,YADIER     | 314 |
| 21 PRADO,MARTIN      | 591  | 21 GOLDSCHMIDT,PAUL  | 974  | 21 ESCOBAR,YUNEL     | 311 |
| 22 WERTH,JAYSON      | 580  | 22 PRADO,MARTIN      | 958  | 22 WERTH,JAYSON      | 307 |
| 23 BRUCE,JAY         | 541  | 23 STANTON,GIANCARLO | 931  | 23 ALTUVE,JOSE       | 293 |
| 24 WALKER,NEIL       | 539  | 24 WERTH,JAYSON      | 929  | 24 FRANCOEUR,JEFF    | 289 |
| 25 HEADLEY,CHASE     | 517  | 25 WALKER,NEIL       | 887  | 25 STANTON,GIANCARLO | 288 |

**DVAL ACTIVE CAREER LEADERS**

| NAME                   | GM  | NAME                  | W  | NAME                  | L  | NAME                  | IP   |
|------------------------|-----|-----------------------|----|-----------------------|----|-----------------------|------|
| 1 ROMO, SERGIO         | 238 | 1 PEAVY, JAKE         | 88 | 1 PEAVY, JAKE         | 83 | 1 PEAVY, JAKE         | 1428 |
| 2 SMITH, JOE           | 228 | 2 HAMELS, COLE        | 72 | 2 COLON, BARTOLO      | 64 | 2 HAMELS, COLE        | 1254 |
| 3 PEAVY, JAKE          | 212 | 3 WAINWRIGHT, ADAM    | 63 | 3 HAMELS, COLE        | 62 | 3 COLON, BARTOLO      | 1056 |
| 4 GREGERSON, LUKE      | 203 | 4 KERSHAW, CLAYTON    | 61 | 4 KERSHAW, CLAYTON    | 60 | 4 KERSHAW, CLAYTON    | 1033 |
| 5 CLIPPARD, TYLER      | 195 | 5 SCHERZER, MAX       | 59 | 5 DICKEY, R.A.        | 55 | 5 WAINWRIGHT, ADAM    | 941  |
| 6 JANSEN, KENLEY       | 193 | 6 BUMGARNER, MADISON  | 52 | 6 CUETO, JOHNNY       | 48 | 6 SCHERZER, MAX       | 932  |
| 7 CASILLA, SANTIAGO    | 188 | 7 CUETO, JOHNNY       | 51 | 7 LEAKE, MIKE         | 47 | 7 CUETO, JOHNNY       | 891  |
| 8 HAMELS, COLE         | 187 | 8 COLON, BARTOLO      | 50 | 8 SCHERZER, MAX       | 46 | 8 KENNEDY, IAN        | 801  |
| 9 WATSON, TONY         | 187 | 9 KENNEDY, IAN        | 48 | 9 VOLQUEZ, EDINSON    | 45 | 9 BUMGARNER, MADISON  | 796  |
| 10 RODRIGUEZ, FRANCISC | 175 | 10 SANCHEZ, ANIBAL    | 46 | 10 DUKE, ZACH         | 43 | 10 DICKEY, R.A.       | 782  |
| 11 WAINWRIGHT, ADAM    | 172 | 11 HAPP, J.A.         | 40 | 11 MILEY, WADE        | 42 | 11 LEAKE, MIKE        | 712  |
| 12 CUETO, JOHNNY       | 170 | 12 LEAKE, MIKE        | 40 | 12 WAINWRIGHT, ADAM   | 42 | 12 SANCHEZ, ANIBAL    | 696  |
| 13 KIMBREL, CRAIG      | 167 | 13 DICKEY, R.A.       | 40 | 13 BAILEY, HOMER      | 41 | 13 HAPP, J.A.         | 635  |
| 14 MELANCON, MARK      | 164 | 14 TEHERAN, JULIO     | 39 | 14 KENNEDY, IAN       | 41 | 14 SAMARDZIJA, JEFF   | 633  |
| 15 SCHERZER, MAX       | 161 | 15 ZIMMERMANN, JORDAN | 37 | 15 SAMARDZIJA, JEFF   | 40 | 15 ZIMMERMANN, JORDAN | 633  |
| 16 SHAW, BRYAN         | 161 | 16 GARCIA, JAIME      | 33 | 16 BUMGARNER, MADISON | 38 | 16 LATOS, MAT         | 605  |
| 17 CHAPMAN, AROLDIS    | 160 | 17 STRASBURG, STEPHEN | 33 | 17 ZIMMERMANN, JORDAN | 36 | 17 VOLQUEZ, EDINSON   | 588  |
| 18 ZIEGLER, BRAD       | 155 | 18 SAMARDZIJA, JEFF   | 32 | 18 WOOD, TRAVIS       | 36 | 18 MILEY, WADE        | 553  |
| 19 BLANTON, JOE        | 153 | 19 GONZALEZ, GIO      | 32 | 19 SANCHEZ, ANIBAL    | 36 | 19 BAILEY, HOMER      | 533  |
| 20 COLON, BARTOLO      | 152 | 20 GARZA, MATT        | 32 | 20 LATOS, MAT         | 34 | 20 STRASBURG, STEPHEN | 518  |
| 21 KERSHAW, CLAYTON    | 147 | 21 NIESE, JON         | 31 | 21 HAPP, J.A.         | 33 | 21 DUKE, ZACH         | 510  |
| 22 STOREN, DREW        | 146 | 22 LATOS, MAT         | 29 | 22 GARZA, MATT        | 29 | 22 PEREZ, OLIVER      | 503  |
| 23 MILLER, ANDREW      | 137 | 23 ARRIETA, JAKE      | 29 | 23 RICHARD, CLAYTON   | 29 | 23 GARZA, MATT        | 499  |
| 24 DUNN, MIKE          | 137 | 24 ROMO, SERGIO       | 29 | 24 NORRIS, BUD        | 29 | 24 WOOD, TRAVIS       | 484  |
| 25 WILSON, JUSTIN      | 136 | 25 GREINKE, ZACK      | 28 | 25 KEUCHEL, DALLAS    | 26 | 25 GARCIA, JAIME      | 472  |
|                        |     | 26 BAILEY, HOMER      | 28 | 26 GONZALEZ, GIO      | 26 |                       |      |
|                        |     | 27 LACKEY, JOHN       | 28 |                       |    |                       |      |
|                        |     | 28 COLE, GERRIT       | 28 |                       |    |                       |      |

| NAME                  | H    | NAME                  | ER  | NAME                  | BB  | NAME                  | SO   |
|-----------------------|------|-----------------------|-----|-----------------------|-----|-----------------------|------|
| 1 PEAVY, JAKE         | 1260 | 1 PEAVY, JAKE         | 690 | 1 PEAVY, JAKE         | 498 | 1 PEAVY, JAKE         | 1394 |
| 2 HAMELS, COLE        | 1066 | 2 HAMELS, COLE        | 509 | 2 SCHERZER, MAX       | 334 | 2 HAMELS, COLE        | 1202 |
| 3 COLON, BARTOLO      | 919  | 3 COLON, BARTOLO      | 429 | 3 HAMELS, COLE        | 301 | 3 KERSHAW, CLAYTON    | 1103 |
| 4 DICKEY, R.A.        | 785  | 4 SCHERZER, MAX       | 390 | 4 KENNEDY, IAN        | 273 | 4 SCHERZER, MAX       | 1019 |
| 5 CUETO, JOHNNY       | 745  | 5 DICKEY, R.A.        | 390 | 5 COLON, BARTOLO      | 269 | 5 WAINWRIGHT, ADAM    | 821  |
| 6 SCHERZER, MAX       | 744  | 6 CUETO, JOHNNY       | 375 | 6 KERSHAW, CLAYTON    | 257 | 6 BUMGARNER, MADISON  | 805  |
| 7 LEAKE, MIKE         | 736  | 7 LEAKE, MIKE         | 356 | 7 PEREZ, OLIVER       | 249 | 7 COLON, BARTOLO      | 778  |
| 8 WAINWRIGHT, ADAM    | 710  | 8 KERSHAW, CLAYTON    | 338 | 8 DICKEY, R.A.        | 247 | 8 CUETO, JOHNNY       | 762  |
| 9 KENNEDY, IAN        | 698  | 9 KENNEDY, IAN        | 325 | 9 SANCHEZ, ANIBAL     | 237 | 9 KENNEDY, IAN        | 711  |
| 10 KERSHAW, CLAYTON   | 664  | 10 WAINWRIGHT, ADAM   | 324 | 10 CUETO, JOHNNY      | 234 | 10 SANCHEZ, ANIBAL    | 665  |
| 11 BUMGARNER, MADISON | 638  | 11 BUMGARNER, MADISON | 320 | 11 WAINWRIGHT, ADAM   | 230 | 11 STRASBURG, STEPHEN | 613  |
| 12 SAMARDZIJA, JEFF   | 613  | 12 SANCHEZ, ANIBAL    | 297 | 12 VOLQUEZ, EDINSON   | 221 | 12 HAPP, J.A.         | 611  |
| 13 SANCHEZ, ANIBAL    | 602  | 13 LATOS, MAT         | 297 | 13 HAPP, J.A.         | 220 | 13 DICKEY, R.A.       | 611  |
| 14 LATOS, MAT         | 580  | 14 SAMARDZIJA, JEFF   | 295 | 14 WOOD, TRAVIS       | 214 | 14 SAMARDZIJA, JEFF   | 597  |
| 15 ZIMMERMANN, JORDAN | 540  | 15 WOOD, TRAVIS       | 288 | 15 BUMGARNER, MADISON | 212 | 15 VOLQUEZ, EDINSON   | 542  |
| 16 HAPP, J.A.         | 530  | 16 VOLQUEZ, EDINSON   | 285 | 16 LEAKE, MIKE        | 203 | 16 LATOS, MAT         | 542  |
| 17 MILEY, WADE        | 522  | 17 BAILEY, HOMER      | 280 | 17 LATOS, MAT         | 194 | 17 ZIMMERMANN, JORDAN | 536  |
| 18 WOOD, TRAVIS       | 516  | 18 HAPP, J.A.         | 275 | 18 SAMARDZIJA, JEFF   | 188 | 18 LEAKE, MIKE        | 525  |
| 19 VOLQUEZ, EDINSON   | 510  | 19 MILEY, WADE        | 267 | 19 BAILEY, HOMER      | 181 | 19 PEREZ, OLIVER      | 475  |
| 20 DUKE, ZACH         | 503  | 20 DUKE, ZACH         | 242 | 20 DUKE, ZACH         | 179 | 20 GREINKE, ZACK      | 474  |
| 21 BAILEY, HOMER      | 484  | 21 ZIMMERMANN, JORDAN | 241 | 21 MILEY, WADE        | 173 | 21 ARRIETA, JAKE      | 460  |
| 22 BLANTON, JOE       | 470  | 22 NORRIS, BUD        | 240 | 22 NORRIS, BUD        | 167 | 22 GARCIA, JAIME      | 441  |
| 23 GARZA, MATT        | 467  | 23 PEREZ, OLIVER      | 222 | 23 GARZA, MATT        | 164 | 23 BAILEY, HOMER      | 428  |
| 24 NORRIS, BUD        | 444  | 24 BLANTON, JOE       | 220 | 24 GONZALEZ, GIO      | 151 | 24 MILEY, WADE        | 422  |
| 25 RICHARD, CLAYTON   | 407  | 25 GARZA, MATT        | 213 | 25 RICHARD, CLAYTON   | 148 | 25 GONZALEZ, GIO      | 421  |

**DVAL ACTIVE CAREER LEADERS**

| NAME                 | GS  | NAME                 | CG | NAME                 | SHO | NAME                  | SV |
|----------------------|-----|----------------------|----|----------------------|-----|-----------------------|----|
| 1 PEAVY,JAKE         | 211 | 1 PEAVY,JAKE         | 54 | 1 KERSHAW,CLAYTON    | 15  | 1 KIMBREL,CRAIG       | 99 |
| 2 HAMELS,COLE        | 187 | 2 COLON,BARTOLO      | 41 | 2 PEAVY,JAKE         | 14  | 2 CHAPMAN,AROLDIS     | 95 |
| 3 COLON,BARTOLO      | 151 | 3 HAMELS,COLE        | 38 | 3 HAMELS,COLE        | 14  | 3 JANSEN,KENLEY       | 83 |
| 4 SCHERZER,MAX       | 150 | 4 KERSHAW,CLAYTON    | 30 | 4 COLON,BARTOLO      | 14  | 4 MELANCON,MARK       | 75 |
| 5 KERSHAW,CLAYTON    | 147 | 5 CUETO,JOHNNY       | 23 | 5 HAPP,J.A.          | 9   | 5 ZIEGLER,BRAD        | 67 |
| 6 WAINWRIGHT,ADAM    | 140 | 6 HAPP,J.A.          | 18 | 6 WAINWRIGHT,ADAM    | 9   | 6 MILLER,ANDREW       | 60 |
| 7 DICKEY,R.A.        | 124 | 7 DICKEY,R.A.        | 17 | 7 BUMGARNER,MADISON  | 9   | 7 ROMO,SERGIO         | 43 |
| 8 BUMGARNER,MADISON  | 124 | 8 KENNEDY,IAN        | 17 | 8 KENNEDY,IAN        | 9   | 8 STREET,HUSTON       | 43 |
| 9 KENNEDY,IAN        | 123 | 9 WAINWRIGHT,ADAM    | 16 | 9 CUETO,JOHNNY       | 9   | 9 ROSENTHAL,TREVOR    | 41 |
| 10 CUETO,JOHNNY      | 122 | 10 PEREZ,OLIVER      | 15 | 10 STRASBURG,STEPHEN | 8   | 10 RONDON,HECTOR      | 41 |
| 11 LEAKE,MIKE        | 115 | 11 SAMARDZIJA,JEFF   | 14 | 11 SAMARDZIJA,JEFF   | 7   | 11 CASILLA,SANTIAGO   | 36 |
| 12 SANCHEZ,ANIBAL    | 112 | 12 GREINKE,ZACK      | 13 | 12 DICKEY,R.A.       | 6   | 12 GILES,KEN          | 36 |
| 13 ZIMMERMANN,JORDAN | 102 | 13 SANCHEZ,ANIBAL    | 13 | 13 COLE,GERRIT       | 6   | 13 WATSON,TONY        | 32 |
| 14 LATOS,MAT         | 93  | 14 BUMGARNER,MADISON | 13 | 14 SANCHEZ,ANIBAL    | 5   | 14 FAMILIA,JEURYS     | 31 |
| 15 MILEY,WADE        | 90  | 15 ESTRADA,MARCO     | 12 | 15 ARRIETA,JAKE      | 5   | 15 CISHEK,STEVE       | 30 |
| 16 HAPP,J.A.         | 90  | 16 ZIMMERMANN,JORDAN | 12 | 16 GARCIA,JAIME      | 5   | 16 STOREN,DREW        | 25 |
| 17 BAILEY,HOMER      | 90  | 17 LATOS,MAT         | 11 | 17 GONZALEZ,GIO      | 5   | 17 JEFFRESS,JEREMY    | 24 |
| 18 VOLQUEZ,EDINSON   | 88  | 18 VOLQUEZ,EDINSON   | 11 | 18 TEHERAN,JULIO     | 5   | 18 CLIPPARD,TYLER     | 22 |
| 19 SAMARDZIJA,JEFF   | 87  | 19 KELLY,JOE         | 11 | 19 LYLES,JORDAN      | 4   | 19 SMITH,JOE          | 20 |
| 20 STRASBURG,STEPHEN | 84  | 20 RYU,HYUN-JIN      | 11 | 20 ZIMMERMANN,JORDAN | 4   | 20 ABAD,FERNANDO      | 18 |
| 21 GARZA,MATT        | 81  | 21 FERNANDEZ,JOSE    | 11 | 21 PEREZ,OLIVER      | 4   | 21 BENOIT,JOAQUIN     | 18 |
| 22 GONZALEZ,GIO      | 78  | 22 GONZALEZ,GIO      | 10 | 22 SCHERZER,MAX      | 4   | 22 HOWELL,J.P.        | 16 |
| 23 GARCIA,JAIME      | 76  | 23 BAILEY,HOMER      | 8  | 23 NIESE,JON         | 4   | 23 RODRIGUEZ,FRANCISC | 14 |
| 24 NIESE,JON         | 74  | 24 DUKE,ZACH         | 8  | 24 BAILEY,HOMER      | 4   | 24 DYSON,SAM          | 14 |
| 25 TEHERAN,JULIO     | 72  | 25 KEUCHEL,DALLAS    | 8  | 25 GREINKE,ZACK      | 4   | 25 KONTOS,GEORGE      | 10 |
|                      |     | 26 STRASBURG,STEPHEN | 8  | 26 FERNANDEZ,JOSE    | 4   |                       |    |
|                      |     | 27 GARCIA,JAIME      | 8  | 27 ESTRADA,MARCO     | 4   |                       |    |



**Most seasons played (at least one game)**

| Hitters          | Pitchers           |
|------------------|--------------------|
| 22 Barry Bonds   | 21 Tom Glavine     |
| 19 Craig Biggio  | 21 Greg Maddux     |
| 19 Barry Larkin  | 19 John Franco     |
| 19 Tony Gwynn    | 18 John Smoltz     |
| 18 Adrian Beltre | 17 Curt Schilling  |
| 18 Chipper Jones | 16 Dwight Gooden   |
| 18 Luis Gonzalez | 16 Mike Stanton    |
| 17 6 players     | 16 Jesse Orosco    |
|                  | 16 Trevor Hoffman  |
|                  | 16 Livan Hernandez |

**Most career games for a HITTER with one team:**

|                      |                  |
|----------------------|------------------|
| Barry Bonds          | 1907 (LA)        |
| Roberto Alomar       | 1413 (PIT)       |
| Mark Grace           | 1346 (LA)        |
| Vladimir Guerrero    | 1308 (SF)        |
| <b>Adrian Beltre</b> | <b>1280 (SD)</b> |

**Most career games for a PITCHER with one team:**

|                |           |
|----------------|-----------|
| Tom Glavine    | 367 (PIT) |
| Jon Lieber     | 339 (PIT) |
| Doug Jones     | 287 (HOU) |
| Robb Nen       | 285 (LA)  |
| John Wetteland | 272 (SF)  |
| Billy Wagner   | 272 (HOU) |

**Most Different teams played for:**

|                   |   |
|-------------------|---|
| Moises Alou       | 6 |
| Chipper Jones     | 6 |
| Chili Davis       | 6 |
| Jose DeLeon       | 6 |
| Luis Gonzalez     | 6 |
| Mark Grudzielanek | 6 |
| Bill Gullfickson  | 6 |
| Aaron Harang      | 6 |
| Jose Hernandez    | 6 |
| Trevor Hoffman    | 6 |
| Todd Pratt        | 6 |
| Jeff Reed         | 6 |
| Mike Remlinger    | 6 |
| Benito Santiago   | 6 |
| Steve Sax         | 6 |
| Julian Tavarez    | 6 |
| Dave Veres        | 6 |
| Jose Vizcaino     | 6 |
| Tim Wallach       | 6 |
| Eric Young        | 6 |
| Todd Zeile        | 6 |

**DVAL "Quadruple DOUBLES"**

| YR   | TM  | NAME            | DB | TR | HR | SB |
|------|-----|-----------------|----|----|----|----|
| 1984 | LA  | STRAWBERRY,D    | 19 | 10 | 22 | 19 |
| 1985 | CHI | SANDBERG,RYNE   | 18 | 13 | 10 | 17 |
| 1986 | PHI | SAMUEL,JUAN     | 17 | 10 | 11 | 23 |
| 1988 | PHI | SAMUEL,JUAN     | 16 | 10 | 10 | 22 |
| 1989 | STL | VAN SLYKE,ANDY  | 15 | 10 | 18 | 19 |
| 1996 | LA  | BONDS,BARRY     | 20 | 10 | 18 | 17 |
| 2012 | STL | VICTORINO,Shane | 14 | 10 | 10 | 25 |
| 2013 | STL | HILL,AARON      | 19 | 10 | 24 | 10 |
| 2014 | CIN | MARTE,Starling  | 19 | 12 | 12 | 25 |

**LIFETIME 100-100 CLUB**

PWSP = (HR \* SB \* 2) / (HR + SB) BOLD=active

**100-100 CLUB**

| NAME                  | HR         | SB         | PWSP       |
|-----------------------|------------|------------|------------|
| BONDS,BARRY           | 479        | 327        | 389        |
| ABREU,BOBBY           | 197        | 255        | 222        |
| SOSA,SAMMY            | 352        | 144        | 204        |
| WALKER,LARRY          | 247        | 155        | 190        |
| SHEFFIELD,GARY        | 308        | 137        | 190        |
| ALOMAR,ROBERTO        | 138        | 300        | 189        |
| BAGWELL,JEFF          | 306        | 136        | 188        |
| DAVIS,ERIC            | 164        | 203        | 181        |
| BIGGIO,CRAIG          | 141        | 253        | 181        |
| <b>RAMIREZ,HANLEY</b> | <b>157</b> | <b>202</b> | <b>177</b> |
| ROLLINS,JIMMY         | 127        | 276        | 174        |
| SANDERS,REGGIE        | 162        | 186        | 173        |
| SANDBERG,RYNE         | 145        | 194        | 166        |
| GUERRERO,VLADIMIR     | 246        | 125        | 166        |
| LARKIN,BARRY          | 120        | 244        | 161        |
| STRAWBERRY,DARRYL     | 166        | 153        | 159        |
| LANKFORD,RAY          | 152        | 165        | 158        |
| MONDESI,RAUL          | 157        | 158        | 157        |
| GANT,RON              | 159        | 134        | 145        |
| FINLEY,STEVE          | 133        | 154        | 143        |
| <b>UPTON,JUSTIN</b>   | <b>145</b> | <b>118</b> | <b>130</b> |
| JOHNSON,HOWARD        | 125        | 128        | 126        |
| <b>KEMP,MATT</b>      | <b>139</b> | <b>113</b> | <b>125</b> |
| <b>BELTRAN,CARLOS</b> | <b>157</b> | <b>103</b> | <b>124</b> |
| RENTERIA,EDGAR        | 100        | 144        | 118        |
| VAN SLYKE,ANDY        | 102        | 138        | 117        |
| FLOYD,CLIFF           | 109        | 106        | 107        |

**DVAL "TRIPLE DOUBLES"**

| YEAR | TEAM | NAME            | DB | TR | HR |
|------|------|-----------------|----|----|----|
| 1984 | LA   | STRAWBERRY,D    | 19 | 10 | 22 |
| 1985 | CIN  | CRUZ,JOSE       | 12 | 10 | 11 |
| 1985 | CHI  | SANDBERG,RYNE   | 18 | 13 | 10 |
| 1986 | PHI  | SAMUEL,JUAN     | 17 | 10 | 11 |
| 1988 | PHI  | SAMUEL,JUAN     | 16 | 10 | 10 |
| 1989 | STL  | VAN SLYKE,ANDY  | 15 | 10 | 18 |
| 1996 | LA   | BONDS,BARRY     | 20 | 10 | 18 |
| 2003 | CIN  | ROLEN,SCOTT     | 22 | 10 | 14 |
| 2009 | SF   | DREW,STEPHEN    | 22 | 11 | 19 |
| 2012 | STL  | VICTORINO,Shane | 14 | 10 | 10 |
| 2013 | STL  | HILL,AARON      | 19 | 10 | 24 |
| 2014 | CIN  | MARTE,Starling  | 19 | 12 | 12 |

**DVAL 20-20 Seasons**  
(30-30 seasons in **bold**)

| YEAR        | TEAM       | NAME                 | HR        | SB        |
|-------------|------------|----------------------|-----------|-----------|
| 1984        | ATL        | MURPHY, DALE         | 32        | 23        |
| 1988        | LA         | STRAWBERRY, DARRYL   | 22        | 29        |
| 1988        | SF         | JOHNSON, HOWARD      | 24        | 21        |
| 1989        | CIN        | DAVIS, ERIC          | 21        | 23        |
| 1990        | CIN        | DAVIS, ERIC          | 20        | 21        |
| 1990        | SF         | JOHNSON, HOWARD      | 33        | 29        |
| 1991        | LA         | BONDS, BARRY         | 23        | 31        |
| 1994        | CIN        | SOSA, SAMMY          | 25        | 27        |
| <b>1995</b> | <b>LA</b>  | <b>BONDS, BARRY</b>  | <b>38</b> | <b>33</b> |
| 1996        | LA         | SANDERS, REGGIE      | 22        | 31        |
| 1996        | SD         | LANKFORD, RAY        | 21        | 20        |
| 1996        | SF         | GANT, RON            | 29        | 21        |
| 1997        | LA         | BONDS, BARRY         | 23        | 28        |
| 1998        | LA         | BONDS, BARRY         | 33        | 24        |
| <b>1998</b> | <b>ATL</b> | <b>BAGWELL, JEFF</b> | <b>32</b> | <b>32</b> |
| 1999        | LA         | BONDS, BARRY         | 22        | 20        |
| 1999        | ATL        | BAGWELL, JEFF        | 26        | 42        |
| 2000        | CHI        | MONDESI, RAUL        | 20        | 28        |
| 2000        | PHI        | EVERETT, CARL        | 26        | 20        |
| 2002        | HOU        | GREEN, SHAWN         | 28        | 20        |
| 2003        | SF         | GUERRERO, VLADIMIR   | 22        | 24        |
| 2004        | STL        | MONDESI, RAUL        | 23        | 22        |
| 2005        | CIN        | ABREU, BOBBY         | 24        | 22        |
| 2008        | HOU        | PHILLIPS, BRANDON    | 23        | 25        |
| 2008        | WAS        | ROLLINS, JIMMY       | 21        | 22        |
| 2009        | CHI        | RAMIREZ, HANLEY      | 22        | 33        |
| 2010        | CHI        | RAMIREZ, HANLEY      | 22        | 22        |
| 2010        | STL        | REYNOLDS, MARK       | 23        | 24        |
| 2010        | STL        | UPTON, JUSTIN        | 21        | 24        |
| 2010        | WAS        | ROLLINS, JIMMY       | 21        | 23        |
| 2011        | CHI        | RAMIREZ, HANLEY      | 22        | 23        |
| 2011        | HOU        | KEMP, MATT           | 20        | 20        |
| 2012        | STL        | UPTON, JUSTIN        | 28        | 26        |
| 2012        | HOU        | KEMP, MATT           | 30        | 22        |

**Most games without making All-Star team**

| NAME             | GM   |
|------------------|------|
| GRISSOM, MARQUIS | 1043 |
| DAVIS, CHILI     | 1009 |
| JUSTICE, DAVID   | 926  |
| MONDESI, RAUL    | 922  |
| CLAYTON, ROYCE   | 895  |
| DYKSTRA, LENNY   | 893  |
| LOFTON, KENNY    | 856  |
| KARROS, ERIC     | 851  |
| LUGO, JULIO      | 831  |
| CAMERON, MIKE    | 798  |
| JEFFERIES, GREG  | 798  |

**Most IP without making All-Star team**

| NAME                | ip            |
|---------------------|---------------|
| HERNANDEZ, LIVAN    | 1541.2        |
| GOODEN, DWIGHT      | 1498.1        |
| BURKETT, JOHN       | 1436.1        |
| <b>PEAVY, JAKE</b>  | <b>1428.1</b> |
| WELLS, DAVID        | 1419.2        |
| JOHNSON, RANDY      | 1416.1        |
| BURNETT, A.J.       | 1416.1        |
| HAMPTON, MIKE       | 1375.2        |
| RUETER, KIRK        | 1263.2        |
| <b>HAMELS, COLE</b> | <b>1254.1</b> |

**Most Seasons starting every game**

| NAME             | Seasons |
|------------------|---------|
| PALMEIRO, RAFAEL | 10      |
| ABREU, BOBBY     | 8       |
| BAGWELL, JEFF    | 7       |
| BONDS, BARRY     | 7       |
| PUJOLS, ALBERT   | 7       |
| CABRERA, MIGUEL  | 7       |
| BIGGIO, CRAIG    | 6       |
| JONES, CHIPPER   | 6       |
| BONILLA, BOBBY   | 6       |
| SOSA, SAMMY      | 6       |
| ROLLINS, JIMMY   | 6       |

### 300 AVG SEASONS

| NAME                 | Yrs      |
|----------------------|----------|
| GUERRERO,VLADIMIR    | 8        |
| GWYNN,TONY SR        | 7        |
| HELTON,TODD          | 7        |
| BONDS,BARRY          | 6        |
| GALARRAGA,ANDRES     | 5        |
| RAMIREZ,HANLEY       | 5        |
| <b>PUJOLS,ALBERT</b> | <b>5</b> |

MOST CONSECUTIVE .300 AVG Years:  
6, TONY GWYNN (94-99)

### 400 OBA SEASONS

| NAME              | Yrs      |
|-------------------|----------|
| BONDS,BARRY       | 12       |
| HELTON,TODD       | 7        |
| BAGWELL,JEFF      | 5        |
| SHEFFIELD,GARY    | 5        |
| <b>VOTTO,JOEY</b> | <b>5</b> |

MOST CONSECUTIVE .400 OBA Years:  
7, BARRY BONDS (93-99)

### 500 SLG SEASONS

| NAME                  | Yrs       |
|-----------------------|-----------|
| BONDS,BARRY           | 15        |
| <b>CABRERA,MIGUEL</b> | <b>10</b> |
| SHEFFIELD,GARY        | 9         |
| <b>PUJOLS,ALBERT</b>  | <b>9</b>  |
| GUERRERO,VLADIMIR     | 9         |
| BAGWELL,JEFF          | 9         |

MOST CONSECUTIVE .500 SLG Years:  
15, BARRY BONDS (91-05)

### 20 HR SEASONS

| NAME                 | Yrs      |
|----------------------|----------|
| PALMEIRO,RAFAEL      | 11       |
| BONDS,BARRY          | 11       |
| SOSA,SAMMY           | 10       |
| BAGWELL,JEFF         | 9        |
| <b>PUJOLS,ALBERT</b> | <b>9</b> |

MOST CONSECUTIVE 20+ HR Years:  
11, RAFAEL PALMEIRO (94-04)

### 100 HITS SEASONS

| NAME                  | Yrs      |
|-----------------------|----------|
| GUERRERO,VLADIMIR     | 10       |
| HELTON,TODD           | 9        |
| GWYNN,TONY SR         | 9        |
| GRACE,MARK            | 8        |
| <b>PUJOLS,ALBERT</b>  | <b>8</b> |
| <b>CABRERA,MIGUEL</b> | <b>8</b> |

MOST CONSECUTIVE 100+ Hits Years:  
10, VLADIMIR GUERRERO (99-08)

### 50 RBI SEASONS

| NAME                 | Yrs       |
|----------------------|-----------|
| PALMEIRO,RAFAEL      | 14        |
| BONDS,BARRY          | 13        |
| SOSA,SAMMY           | 11        |
| <b>PUJOLS,ALBERT</b> | <b>11</b> |
| JONES,CHIPPER        | 11        |
| SHEFFIELD,GARY       | 11        |

MOST CONSECUTIVE 50+ RBI Years:  
11, RAFAEL PALMEIRO (94-04)

### 50 RUNS SEASONS

| NAME           | Yrs |
|----------------|-----|
| BONDS,BARRY    | 16  |
| ABREU,BOBBY    | 13  |
| BUTLER,BRETT   | 13  |
| GRACE,MARK     | 12  |
| SHEFFIELD,GARY | 12  |

MOST CONSECUTIVE 50+ Runs Years:  
15, BARRY BONDS (91-05)

### 20 SB SEASONS

| NAME          | Yrs |
|---------------|-----|
| BUTLER,BRETT  | 12  |
| NIXON,OTIS    | 11  |
| YOUNG SR,ERIC | 10  |
| RAINES,TIM    | 9   |
| SMITH,OZZIE   | 9   |

MOST CONSECUTIVE 20+ SB Years:  
11, OTIS NIXON (89-99)

**20 2B SEASONS**

| NAME                  | Yrs      |
|-----------------------|----------|
| ABREU,BOBBY           | 11       |
| GRACE,MARK            | 10       |
| BAGWELL,JEFF          | 9        |
| HELTON,TODD           | 9        |
| <b>CABRERA,MIGUEL</b> | <b>9</b> |

MOST CONSECUTIVE 20+ 2B Years:  
10, MARK GRACE (93-02)

**10 3B SEASONS**

| NAME              | Yrs      |
|-------------------|----------|
| MCGEE,WILLIE      | 2        |
| DESHIELDS,DELINO  | 2        |
| SAMUEL,JUAN       | 2        |
| <b>REYES,JOSE</b> | <b>2</b> |

MOST CONSECUTIVE 10+ 3B Years:  
2, WILLIE MCGEE (85-86)

**50 BB SEASONS**

| NAME                 | Yrs      |
|----------------------|----------|
| BONDS,BARRY          | 14       |
| HELTON,TODD          | 10       |
| BAGWELL,JEFF         | 9        |
| ABREU,BOBBY          | 8        |
| <b>PUJOLS,ALBERT</b> | <b>6</b> |
| HENDERSON,RICKEY     | 6        |
| GILES,BRIAN          | 6        |
| JONES,CHIPPER        | 6        |
| SHEFFIELD,GARY       | 6        |

MOST CONSECUTIVE 50+ BB Years:  
13, BARRY BONDS (93-05)

**Max GS Seasons**

| NAME                  | Yrs      |
|-----------------------|----------|
| PALMEIRO,RAFAEL       | 10       |
| ABREU,BOBBY           | 8        |
| BONDS,BARRY           | 7        |
| <b>PUJOLS,ALBERT</b>  | <b>7</b> |
| BAGWELL,JEFF          | 7        |
| <b>CABRERA,MIGUEL</b> | <b>7</b> |

MOST CONSECUTIVE Years, Max GS:  
9, RAFAEL PALMEIRO (94-02)

**10 W SEASONS**

| NAME           | Yrs |
|----------------|-----|
| MADDUX,GREG    | 12  |
| MARTINEZ,PEDRO | 9   |
| GLAVINE,TOM    | 6   |
| HERSHISER,OREL | 5   |
| CONE,DAVID     | 5   |
| SMOLTZ,JOHN    | 5   |

MOST CONSECUTIVE Years, 10+ W:  
8, GREG MADDUX (92-99)

**100 K SEASONS**

| NAME                   | Yrs      |
|------------------------|----------|
| MADDUX,GREG            | 12       |
| MARTINEZ,PEDRO         | 12       |
| CONE,DAVID             | 9        |
| SMOLTZ,JOHN            | 8        |
| VAZQUEZ,JAVIER         | 8        |
| SCHILLING,CURT         | 8        |
| <b>HAMELS,COLE</b>     | <b>8</b> |
| <b>KERSHAW,CLAYTON</b> | <b>8</b> |

MOST CONSECUTIVE Years, 100+ K:  
12, PEDRO MARTINEZ (95-06)

**10 SV SEASONS**

| NAME                   | Yrs      |
|------------------------|----------|
| WAGNER,BILLY           | 9        |
| HOFFMAN,TREVOR         | 7        |
| NEN,ROBB               | 6        |
| NATHAN,JOE             | 5        |
| <b>CHAPMAN,AROLDIS</b> | <b>5</b> |

MOST CONSECUTIVE Years, 10+ SV:  
5, B.Wagner (04-08), A.Chapman (13-17)

## DVAL YEARLY LEADERS

### PLAYERS WHO LED THE LEAGUE MULTIPLE TIMES - BY CATEGORY

#### TIMES LED LG IN AVG

3 TONY GWYNN  
3 BARRY BONDS  
3 HANLEY RAMIREZ  
2 ANDRES GALARRAGA  
2 JOHN OLERUD  
2 MIGUEL CABRERA

#### TIMES LED LG IN SLG

3 MIKE SCHMIDT  
3 BARRY BONDS  
2 ANDRES GALARRAGA  
2 MARK MCGWIRE

#### TIMES LED LG IN OBA

4 BARRY BONDS  
2 HANLEY RAMIREZ  
2 MIGUEL CABRERA  
2 JOEY VOTTO

#### TIMES LED LG IN RBI

4 SAMMY SOSA  
2 MIKE SCHMIDT  
2 ADRIAN BELTRE

#### TIMES LED LG IN R

4 JEFF BAGWELL  
4 BARRY BONDS  
4 HANLEY RAMIREZ  
3 TIM RAINES  
3 BRETT BUTLER  
2 BOBBY ABREU

#### TIMES LED LG IN HR

5 BARRY BONDS  
3 MIKE SCHMIDT  
3 SAMMY SOSA  
2 RYAN HOWARD  
2 MIGUEL CABRERA

#### TIMES LED LG IN H

3 RYNE SANDBERG  
3 TONY GWYNN  
3 HANLEY RAMIREZ  
2 MARK GRACE  
2 JOHN OLERUD  
2 VLADIMIR GUERRERO  
2 MIGUEL CABRERA  
2 JOSE ALTUVE

#### TIMES LED LG IN 2B

2 ANDRES GALARRAGA  
2 ALBERT PUJOLS

#### TIMES LED LG IN 3B

3 DELINO DESHIELDS  
2 ANDY VAN SLYKE  
2 STEPHEN DREW  
2 JOSE REYES

#### TIMES LED LG IN BB

7 BARRY BONDS  
2 MIKE SCHMIDT  
2 TIM RAINES  
2 RICKY HENDERSON  
2 MARK MCGWIRE  
2 TODD HELTON  
2 JOEY VOTTO

#### TIMES LED LG IN SO

5 ADAM DUNN  
3 ANDRES GALARRAGA  
3 RYAN HOWARD  
2 RAY LANKFORD  
2 JUSTIN UPTON

#### TIMES LED LG IN SB

5 JUAN PIERRE  
4 OTIS NIXON  
4 MICHAEL BOURN  
3 TIM RAINES  
3 VINCE COLEMAN  
3 BILLY HAMILTON  
2 MARQUIS GRISSOM  
2 RICKY HENDERSON  
2 ROGER CEDENO  
2 LUIS CASTILLO

## DVAL YEARLY LEADERS

### TIMES LED LG IN ERA

4 PEDRO MARTINEZ  
2 OREL HERSHISER  
2 GREG MADDUX  
2 JOHAN SANTANA  
2 BARTOLO COLON

### TIMES LED LG IN SO

5 PEDRO MARTINEZ  
3 JAKE PEAVY  
2 DWIGHT GOODEN  
2 NOLAN RYAN  
2 GREG MADDUX  
2 RANDY JOHNSON  
2 TIM LINCECUM  
2 CLAYTON KERSHAW

### TIMES LED LG IN W

5 GREG MADDUX  
3 OREL HERSHISER  
3 DAVID CONE  
3 PEDRO MARTINEZ  
2 MIKE SCOTT  
2 ROY OSWALT  
2 RICKY NOLASCO  
2 MATT CAIN

### TIMES LED LG IN CG

4 GREG MADDUX  
3 PEDRO MARTINEZ  
2 OREL HERSHISER  
2 JAVIER VAZQUEZ  
2 JAKE PEAVY  
2 ROY HALLADAY  
2 BARTOLO COLON

### TIMES LED LG IN BBA

5 DAVID WELLS  
4 GREG MADDUX  
2 MIKE SCOTT  
2 BOB TEWKSBURY  
2 ROY HALLADAY

### TIMES LED LG IN SOA

5 PEDRO MARTINEZ  
3 NOLAN RYAN  
2 DWIGHT GOODEN  
2 DAVID CONE  
2 A.J. BURNETT  
2 TIM LINCECUM  
2 CLAYTON KERSHAW  
2 MAX SCHERZER

### TIMES LED LG IN K/BB

5 DAVID WELLS  
3 GREG MADDUX  
2 DAVID CONE  
2 BOB TEWKSBURY  
2 ROY HALLADAY

### TIMES LED LG IN SV

5 ROBB NEN  
3 TREVOR HOFFMAN  
2 DAVE SMITH  
2 TODD WORRELL  
2 BILLY WAGNER

## DVAL YEARLY LEADERS

| <u>YEAR</u> | <u>TM</u> | <u>AVG</u> | <u>NAME</u>      |
|-------------|-----------|------------|------------------|
| 1984        | ATL       | .341       | GEORGE HENDRICK  |
| 1985        | PIT       | .336       | VON HAYES        |
| 1986        | ATL       | .351       | WILLIE MCGEE     |
| 1987        | CHI       | .326       | RYNE SANDBERG    |
| 1988        | SF        | .384       | TONY GWYNN       |
| 1989        | PIT       | .303       | ANDRES GALARRAGA |
| 1990        | ATL       | .315       | JEFF BLAUSER     |
| 1991        | CHI       | .338       | KEVIN MCREYNOLDS |
| 1992        | NYM       | .332       | HAL MORRIS       |
| 1993        | CIN       | .342       | GARY SHEFFIELD   |
| 1994        | PIT       | .370       | ANDRES GALARRAGA |
| 1995        | PIT       | .405       | TONY GWYNN       |
| 1996        | HOU       | .345       | VINNY CASTILLA   |
| 1997        | LA        | .371       | MATT WILLIAMS    |
| 1998        | PIT       | .392       | TONY GWYNN       |
| 1999        | PHI       | .365       | JOHN OLERUD      |
| 2000        | PHI       | .379       | JOHN OLERUD      |
| 2001        | HOU       | .362       | TODD HELTON      |
| 2002        | LA        | .353       | BARRY BONDS      |
| 2003        | LA        | .333       | BARRY BONDS      |
| 2004        | SF        | .349       | VLAD GUERRERO    |
| 2005        | LA        | .377       | BARRY BONDS      |
| 2006        | SD        | .353       | DERREK LEE       |
| 2007        | PHI       | .375       | FREDDY SANCHEZ   |
| 2008        | CHI       | .351       | HANLEY RAMIREZ   |
| 2009        | CHI       | .331       | HANLEY RAMIREZ   |
| 2010        | CHI       | .374       | HANLEY RAMIREZ   |
| 2011        | PHI       | .422       | JOSH HAMILTON    |
| 2012        | SF        | .344       | MIGUEL CABRERA   |
| 2013        | LA        | .322       | JEFF KEPPINGER   |
| 2014        | SF        | .365       | MIGUEL CABRERA   |
| 2015        | NYM       | .366       | JOSE ALTUVE      |
| 2016        | STL       | .318       | PAUL GOLDSCHMIDT |
| 2017        | CIN       | .336       | DANIEL MURPHY    |

| <u>YEAR</u> | <u>TM</u> | <u>SLG</u> | <u>NAME</u>      |
|-------------|-----------|------------|------------------|
| 1984        | LA        | .685       | ANDRE DAWSON     |
| 1985        | CIN       | .599       | MIKE SCHMIDT     |
| 1986        | CIN       | .626       | MIKE SCHMIDT     |
| 1987        | CIN       | .687       | MIKE SCHMIDT     |
| 1988        | PHI       | .619       | WILL CLARK       |
| 1989        | LA        | .542       | D.STRAWBERRY     |
| 1990        | SF        | .615       | HOWARD JOHNSON   |
| 1991        | SF        | .597       | KAL DANIELS      |
| 1992        | LA        | .545       | MATT WILLIAMS    |
| 1993        | CIN       | .656       | DARREN DAULTON   |
| 1994        | PIT       | .658       | ANDRES GALARRAGA |
| 1995        | PIT       | .742       | ANDRES GALARRAGA |
| 1996        | HOU       | .682       | LARRY WALKER     |
| 1997        | PHI       | .663       | ELLIS BURKS      |
| 1998        | STL       | .703       | MARK MCGWIRE     |
| 1999        | STL       | .827       | MARK MCGWIRE     |
| 2000        | CHI       | .684       | JEREMY BURNITZ   |
| 2001        | ATL       | .666       | JEFF BAGWELL     |
| 2002        | LA        | .890       | BARRY BONDS      |
| 2003        | LA        | .719       | BARRY BONDS      |
| 2004        | CHI       | .705       | JAVIER LOPEZ     |
| 2005        | LA        | .857       | BARRY BONDS      |
| 2006        | SD        | .721       | DERREK LEE       |
| 2007        | LA        | .619       | RYAN HOWARD      |
| 2008        | CHI       | .617       | ARAMIS RAMIREZ   |
| 2009        | SF        | .627       | STEVEN DREW      |
| 2010        | CHI       | .637       | HANLEY RAMIREZ   |
| 2011        | PHI       | .753       | JOSH HAMILTON    |
| 2012        | SF        | .620       | MIGUEL CABRERA   |
| 2013        | PIT       | .638       | ADAM LAROCHE     |
| 2014        | ATL       | .686       | EDW. ENCARNACION |
| 2015        | SF        | .578       | GIA. STANTON     |
| 2016        | STL       | .630       | PAUL GOLDSCHMIDT |
| 2017        | CIN       | .602       | DANIEL MURPHY    |

| <u>YEAR</u> | <u>TM</u> | <u>OBA</u> | <u>NAME</u>      |
|-------------|-----------|------------|------------------|
| 1984        | STL       | .412       | TOMMY HERR       |
| 1985        | STL       | .401       | KEITH HERNANDEZ  |
| 1986        | NYM       | .430       | TIM FLANNERY     |
| 1987        | CIN       | .415       | MIKE SCHMIDT     |
| 1988        | NYM       | .429       | JACK CLARK       |
| 1989        | CIN       | .355       | KAL DANIELS      |
| 1990        | NYM       | .408       | LONNIE SMITH     |
| 1991        | NYM       | .443       | RANDY MILLIGAN   |
| 1992        | STL       | .389       | OTIS NIXON       |
| 1993        | LA        | .438       | BARRY BONDS      |
| 1994        | STL       | .434       | JOHN KRUK        |
| 1995        | PIT       | .453       | TONY GWYNN       |
| 1996        | HOU       | .421       | CHILI DAVIS      |
| 1997        | CIN       | .455       | GARY SHEFFIELD   |
| 1998        | STL       | .471       | RICKY HENDERSON  |
| 1999        | STL       | .512       | MARK MCGWIRE     |
| 2000        | PHI       | .510       | JOHN OLERUD      |
| 2001        | HOU       | .448       | TODD HELTON      |
| 2002        | LA        | .518       | BARRY BONDS      |
| 2003        | LA        | .501       | BARRY BONDS      |
| 2004        | SD        | .421       | DERREK LEE       |
| 2005        | LA        | .510       | BARRY BONDS      |
| 2006        | STL       | .419       | BILL MUELLER     |
| 2007        | CHI       | .403       | NICK JOHNSON     |
| 2008        | CHI       | .413       | HANLEY RAMIREZ   |
| 2009        | HOU       | .413       | ALBERT PUJOLS    |
| 2010        | CHI       | .417       | HANLEY RAMIREZ   |
| 2011        | PHI       | .494       | JOSH HAMILTON    |
| 2012        | SF        | .451       | MIGUEL CABRERA   |
| 2013        | CIN       | .410       | JOEY VOTTO       |
| 2014        | SF        | .465       | MIGUEL CABRERA   |
| 2015        | NYM       | .395       | JOSE ALTUVE      |
| 2016        | CIN       | .423       | JOEY VOTTO       |
| 2017        | STL       | .412       | PAUL GOLDSCHMIDT |

## DVAL YEARLY LEADERS

| <u>YEAR</u> | <u>TM</u> | <u>RBI</u> | <u>NAME</u>       |
|-------------|-----------|------------|-------------------|
| 1984        | LA        | 91         | ANDRE DAWSON      |
| 1985        | PHI       | 75         | MIKE EASLER       |
| 1986        | CIN       | 78         | MIKE SCHMIDT      |
| 1987        | CIN       | 87         | MIKE SCHMIDT      |
| 1988        | STL       | 89         | ANDY VAN SLYKE    |
| 1989        | LA        | 77         | DARRYL STRAWBERRY |
| 1990        | SF        | 92         | HOWARD JOHNSON    |
| 1991        | ATL       | 76         | BOBBY BONILLA     |
| 1992        | LA        | 70         | MATT WILLIAMS     |
| 1993        | CIN       | 75         | GARY SHEFFIELD    |
| 1994        | CHI       | 96         | RAFAEL PALMEIRO   |
| 1995        | LA        | 99         | BARRY BONDS       |
| 1996        | HOU       | 104        | LARRY WALKER      |
| 1997        | PIT       | 107        | ANDRES GALARRAGA  |
| 1998        | STL       | 92         | MARK MCGWIRE      |
| 1999        | CIN       | 106        | SAMMY SOSA        |
| 2000        | CIN       | 105        | SAMMY SOSA        |
| 2001        | CIN       | 99         | SAMMY SOSA        |
| 2002        | CIN       | 106        | SAMMY SOSA        |
| 2003        | HOU       | 102        | SHAWN GREEN       |
| 2004        | HOU       | 89         | ALBERT PUJOLS     |
| 2005        | SD        | 105        | ADRIAN BELTRE     |
| 2006        | MON       | 111        | ANDRUW JONES      |
| 2007        | CHI       | 98         | ALFONSO SORIANO   |
| 2008        | SF        | 87         | MIGUEL CABRERA    |
| 2009        | LA        | 82         | RYAN HOWARD       |
| 2010        | ATL       | 98         | CARLOS LEE        |
| 2011        | CIN       | 82         | JOEY VOTTO        |
| 2012        | STL       | 84         | JUSTIN UPTON      |
| 2013        | STL       | 96         | AARON HILL        |
| 2014        | SD        | 95         | ADRIAN BELTRE     |
| 2015        | WAS       | 70         | MATT KEMP         |
| 2016        | STL       | 78         | PAUL GOLDSCHMIDT  |
| 2017        | CHI       | 84         | ANTHONY RIZZO     |

| <u>YEAR</u> | <u>TM</u> | <u>R</u> | <u>NAME</u>      |
|-------------|-----------|----------|------------------|
| 1984        | LA        | 78       | ANDRE DAWSON     |
| 1985        | CIN       | 70       | TIM RAINES       |
| 1986        | CIN       | 67       | MIKE SCHMIDT     |
| 1987        | CIN       | 76       | TIM RAINES       |
| 1988        | CIN       | 91       | TIM RAINES       |
| 1989        | PHI       | 64       | BRETT BUTLER     |
| 1990        | SF        | 77       | HOWARD JOHNSON   |
| 1991        | NYM       | 76       | BARRY LARKIN     |
| 1992        | LA        | 64       | BARRY BONDS      |
|             | PHI       | 64       | BRETT BUTLER     |
| 1993        | PHI       | 82       | BRETT BUTLER     |
| 1994        | PIT       | 79       | ROBERTO ALOMAR   |
| 1995        | ATL       | 89       | JEFF BAGWELL     |
| 1996        | HOU       | 85       | LARRY WALKER     |
| 1997        | CIN       | 96       | GARY SHEFFIELD   |
| 1998        | ATL       | 105      | JEFF BAGWELL     |
| 1999        | ATL       | 96       | JEFF BAGWELL     |
| 2000        | CHI       | 92       | BOBBY ABREU      |
| 2001        | ATL       | 91       | JEFF BAGWELL     |
| 2002        | LA        | 106      | BARRY BONDS      |
| 2003        | LA        | 82       | BARRY BONDS      |
| 2004        | HOU       | 94       | TODD HELTON      |
| 2005        | LA        | 105      | BARRY BONDS      |
| 2006        | SD        | 85       | DERREK LEE       |
| 2007        | CIN       | 78       | BOBBY ABREU      |
| 2008        | CHI       | 86       | HANLEY RAMIREZ   |
| 2009        | CHI       | 85       | HANLEY RAMIREZ   |
| 2010        | CHI       | 79       | HANLEY RAMIREZ   |
| 2011        | CHI       | 80       | HANLEY RAMIREZ   |
| 2012        | HOU       | 78       | MATT KEMP        |
| 2013        | STL       | 80       | MICHAEL BOURN    |
| 2014        | SD        | 82       | SHIN-SOO CHOO    |
| 2015        | NYM       | 66       | JOSE ALTUVE      |
| 2016        | STL       | 79       | PAUL GOLDSCHMIDT |
| 2017        | ATL       | 78       | JONATHAN VILLAR  |

| <u>YEAR</u> | <u>TM</u> | <u>HR</u> | <u>NAME</u>       |
|-------------|-----------|-----------|-------------------|
| 1984        | ATL       | 32        | DALE MURPHY       |
| 1985        | CIN       | 24        | MIKE SCHMIDT      |
| 1986        | CIN       | 27        | MIKE SCHMIDT      |
| 1987        | CIN       | 34        | MIKE SCHMIDT      |
| 1988        | LA        | 32        | ANDRE DAWSON      |
| 1989        | CIN       | 21        | ERIC DAVIS        |
| 1990        | SF        | 33        | HOWARD JOHNSON    |
| 1991        | LA        | 23        | BARRY BONDS       |
| 1992        | LA        | 23        | MATT WILLIAMS     |
| 1993        | CIN       | 25        | DARREN DAULTON    |
| 1994        | LA        | 28        | BARRY BONDS       |
|             | MON       | 28        | PHIL PLANTIER     |
| 1995        | PIT       | 39        | ANDRES GALARRAGA  |
| 1996        | HOU       | 34        | LARRY WALKER      |
| 1997        | CIN       | 32        | GARY SHEFFIELD    |
| 1998        | STL       | 42        | MARK MCGWIRE      |
| 1999        | CIN       | 48        | SAMMY SOSA        |
| 2000        | CIN       | 38        | SAMMY SOSA        |
| 2001        | ATL       | 41        | JEFF BAGWELL      |
| 2002        | LA        | 46        | BARRY BONDS       |
| 2003        | CIN       | 32        | SAMMY SOSA        |
| 2004        | LA        | 34        | BARRY BONDS       |
| 2005        | LA        | 42        | BARRY BONDS       |
| 2006        | MON       | 40        | ANDRUW JONES      |
| 2007        | LA        | 36        | RYAN HOWARD       |
| 2008        | SF        | 28        | MIGUEL CABRERA    |
| 2009        | LA        | 38        | RYAN HOWARD       |
| 2010        | SD        | 29        | JASON BAY         |
| 2011        | CIN       | 31        | JOEY VOTTO        |
| 2012        | HOU       | 30        | MATT KEMP         |
| 2013        | PHI       | 28        | JOSH HAMILTON     |
|             | PIT       | 28        | ADAM LAROCHE      |
| 2014        | SD        | 30        | ADRIAN BELTRE     |
| 2015        | SF        | 27        | MIGUEL CABRERA    |
| 2016        | STL       | 24        | PAUL GOLDSCHMIDT  |
| 2017        | ATL       | 29        | EDWIN ENCARNACION |



## DVAL YEARLY LEADERS

| YEAR | TM  | H   | NAME              |
|------|-----|-----|-------------------|
| 1984 | ATL | 120 | GEORGE HENDRICK   |
| 1985 | PIT | 117 | VON HAYES         |
| 1986 | ATL | 129 | WILLIE MCGEE      |
| 1987 | CHI | 117 | RYNE SANDBERG     |
| 1988 | SF  | 141 | TONY GWYNN        |
| 1989 | PIT | 108 | ANDRES GALARRAGA  |
| 1990 | CHI | 115 | RYNE SANDBERG     |
| 1991 | CHI | 124 | RYNE SANDBERG     |
| 1992 | CIN | 115 | TIM RAINES        |
| 1993 | CIN | 116 | GARY SHEFFIELD    |
| 1994 | LA  | 120 | MARK GRACE        |
|      | STL | 120 | JOHN KRUK         |
| 1995 | PIT | 150 | TONY GWYNN        |
| 1996 | STL | 134 | DANTE BICHETTE    |
| 1997 | LA  | 130 | MARK GRACE        |
|      | PHI | 130 | ELLIS BURKS       |
| 1998 | PIT | 157 | TONY GWYNN        |
| 1999 | PHI | 128 | JOHN OLERUD       |
| 2000 | PHI | 133 | JOHN OLERUD       |
| 2001 | SF  | 135 | VLADIMIR GUERRERO |
| 2002 | SF  | 130 | BRET BOONE        |
| 2003 | HOU | 117 | SHAWN GREEN       |
| 2004 | PIT | 132 | EDGAR RENTERIA    |
| 2005 | SF  | 124 | VLADIMIR GUERRERO |
| 2006 | SD  | 129 | DERREK LEE        |
| 2007 | PHI | 140 | FREDDY SANCHEZ    |
| 2008 | CHI | 132 | HANLEY RAMIREZ    |
| 2009 | CHI | 131 | HANLEY RAMIREZ    |
| 2010 | CHI | 134 | HANLEY RAMIREZ    |
| 2011 | PHI | 130 | JOSH HAMILTON     |
|      | CIN | 130 | JOEY VOTTO        |
| 2012 | SF  | 115 | MIGUEL CABRERA    |
| 2013 | ATL | 123 | ANGEL PAGAN       |
| 2014 | SF  | 124 | MIGUEL CABRERA    |
| 2015 | NYM | 145 | JOSE ALTUVE       |
| 2016 | SD  | 128 | DEE GORDON        |
| 2017 | NYM | 118 | JOSE ALTUVE       |

| YEAR | TM  | 2B | NAME             |
|------|-----|----|------------------|
| 1984 | ATL | 34 | GEORGE HENDRICK  |
| 1985 | LA  | 24 | JOHNNIE RAY      |
| 1986 | CHI | 35 | BILL BUCKNER     |
| 1987 | PIT | 35 | VON HAYES        |
| 1988 | PIT | 28 | ANDRES GALARRAGA |
|      | STL | 28 | JEFF LEONARD     |
| 1989 | PHI | 31 | RAFAEL PALMEIRO  |
| 1990 | SF  | 27 | PEDRO GUERRERO   |
| 1991 | PHI | 21 | CHRIS SABO       |
| 1992 | ATL | 31 | BOBBY BONILLA    |
| 1993 | STL | 31 | ANDY VAN SLYKE   |
| 1994 | PIT | 32 | CHARLIE HAYES    |
| 1995 | HOU | 39 | LARRY WALKER     |
| 1996 | SD  | 34 | RAY LANKFORD     |
| 1997 | PIT | 33 | ANDRES GALARRAGA |
| 1998 | PHI | 41 | JEREMY BURNITZ   |
| 1999 | CIN | 38 | SCOTT ROLEN      |
| 2000 | LA  | 38 | MARK GRACE       |
| 2001 | SD  | 36 | JOSE VIDRO       |
| 2002 | NYM | 45 | LANCE BERKMAN    |
| 2003 | LA  | 33 | TODD HELTON      |
| 2004 | HOU | 38 | ALBERT PUJOLS    |
|      | STL | 38 | LUIS GONZALEZ    |
| 2005 | MON | 39 | JIMMY ROLLINS    |
| 2006 | HOU | 40 | RANDY WINN       |
| 2007 | PHI | 43 | FREDDY SANCHEZ   |
| 2008 | SD  | 36 | DERREK LEE       |
| 2009 | SD  | 37 | UTLEY CHASE      |
| 2010 | CHI | 35 | ALBERT PUJOLS    |
| 2011 | SD  | 44 | ADRIAN BELTRE    |
| 2012 | SF  | 35 | MIGUEL CABRERA   |
| 2013 | STL | 35 | ADRIAN GONZALEZ  |
| 2014 | CIN | 36 | MATT CARPENTER   |
| 2015 | WAS | 39 | MATT KEMP        |
| 2016 | STL | 39 | PAUL GOLDSCHMIDT |
| 2017 | SD  | 36 | MELKY CABRERA    |

| YEAR | TM  | 3B | NAME              |
|------|-----|----|-------------------|
| 1984 | LA  | 10 | DARRYL STRAWBERRY |
| 1985 | CHI | 13 | RYNE SANDBERG     |
| 1986 | ATL | 15 | WILLIE MCGEE      |
| 1987 | ATL | 8  | SID BREAM         |
| 1988 | PHI | 10 | JUAN SAMUEL       |
| 1989 | STL | 10 | ANDY VAN SLYKE    |
| 1990 | CIN | 8  | GARY REDUS        |
| 1991 | CIN | 7  | MARIANO DUNCAN    |
|      | PHI | 7  | BRETT BUTLER      |
| 1992 | PHI | 7  | RAY LANKFORD      |
|      | PIT | 7  | ROBERTO ALOMAR    |
|      | PIT | 7  | TONY GWYNN        |
| 1993 | CIN | 9  | DEION SANDERS     |
|      | PIT | 9  | STEVE FINLEY      |
|      | STL | 9  | ANDY VAN SLYKE    |
| 1994 | LA  | 12 | DELINO DESHIELDS  |
| 1995 | PHI | 9  | RAUL MONDESI      |
| 1996 | LA  | 10 | BARRY BONDS       |
| 1997 | SD  | 11 | LANCE JOHNSON     |
| 1998 | LA  | 15 | DELINO DESHIELDS  |
| 1999 | LA  | 8  | DELINO DESHIELDS  |
|      | LA  | 8  | DOUG GLANVILLE    |
| 2000 | ATL | 13 | TONY WOMACK       |
| 2001 | HOU | 11 | NEIFI PEREZ       |
| 2002 | CIN | 9  | SAMMY SOSA        |
| 2003 | CIN | 10 | SCOTT ROLEN       |
| 2004 | ATL | 8  | LUIS CASTILLO     |
| 2005 | HOU | 8  | JACK WILSON       |
|      | HOU | 8  | J.D.DREW          |
| 2006 | SD  | 10 | JOSE REYES        |
| 2007 | LA  | 16 | KENNY LOFTON      |
| 2008 | LA  | 14 | KELLY JOHNSON     |
| 2009 | SF  | 11 | STEPHEN DREW      |
| 2010 | PHI | 9  | ANDRES TORRES     |
| 2011 | HOU | 8  | RAFAEL FURCAL     |
|      | SF  | 8  | STEPHEN DREW      |
| 2012 | SD  | 15 | JOSE REYES        |
| 2013 | STL | 10 | AARON HILL        |
|      | CIN | 10 | STARLIN CASTRO    |
| 2014 | PIT | 13 | CARLOS GOMEZ      |
| 2015 | STL | 13 | MICHAEL BOURN     |
| 2016 | NYM | 10 | ADAM EATON        |
| 2017 | NYM | 8  | BRANDON CRAWFORD  |
|      | CHI | 8  | CESAR HERNANDEZ   |

## DVAL YEARLY LEADERS

| YEAR | TM  | BB  | NAME              |
|------|-----|-----|-------------------|
| 1984 | PHI | 63  | MIKE SCHMIDT      |
| 1985 | PHI | 59  | GARY MATHEWS      |
| 1986 | CIN | 58  | TIM RAINES        |
| 1987 | CIN | 55  | MIKE SCHMIDT      |
| 1988 | PIT | 72  | VON HAYES         |
| 1989 | CIN | 50  | KAL DANIELS       |
| 1990 | CIN | 65  | TIM RAINES        |
| 1991 | STL | 64  | JACK CLARK        |
| 1992 | PHI | 54  | BRETT BUTLER      |
| 1993 | LA  | 66  | BARRY BONDS       |
| 1994 | LA  | 73  | BARRY BONDS       |
| 1995 | STL | 71  | KEVIN MITCHELL    |
| 1996 | LA  | 68  | BARRY BONDS       |
| 1997 | CIN | 82  | GARY SHEFFIELD    |
|      | NYM | 82  | RICKY HENDERSON   |
| 1998 | STL | 88  | RICKY HENDERSON   |
| 1999 | STL | 130 | MARK MCGWIRE      |
| 2000 | STL | 109 | MARK MCGWIRE      |
| 2001 | LA  | 69  | BARRY BONDS       |
| 2002 | LA  | 106 | BARRY BONDS       |
| 2003 | LA  | 96  | BARRY BONDS       |
| 2004 | SF  | 65  | BRIAN GILES       |
| 2005 | LA  | 84  | BARRY BONDS       |
| 2006 | STL | 60  | DAVID ECKSTEIN    |
| 2007 | PHI | 64  | TODD HELTON       |
| 2008 | PHI | 71  | TODD HELTON       |
| 2009 | NYM | 62  | LANCE BERKMAN     |
| 2010 | HOU | 85  | ADRIAN GONZALEZ   |
| 2011 | STL | 59  | ANDREW MCCUTCHEON |
| 2012 | SF  | 65  | MIGUEL CABRERA    |
| 2013 | PIT | 57  | ADAM DUNN         |
| 2014 | CIN | 73  | JOEY VOTTO        |
| 2015 | CIN | 56  | MATT CARPENTER    |
| 2016 | CIN | 77  | JOEY VOTTO        |
| 2017 | STL | 76  | PAUL GOLDSCHMIDT  |

| YEAR | TM  | SO  | NAME              |
|------|-----|-----|-------------------|
| 1984 | CIN | 86  | GARY REDUS        |
| 1985 | STL | 91  | JEFF LEONARD      |
| 1986 | LA  | 97  | VINCE COLEMAN     |
| 1987 | LA  | 95  | DARRYL STRAWBERRY |
| 1988 | PHI | 102 | JUAN SAMUEL       |
| 1989 | ATL | 88  | KIRK GIBSON       |
| 1990 | PIT | 94  | ANDRES GALARRAGA  |
| 1991 | PIT | 101 | ANDRES GALARRAGA  |
| 1992 | LA  | 88  | MATT WILLIAMS     |
|      | PIT | 88  | FRED MCGRIFF      |
| 1993 | HOU | 90  | ROB DEER          |
| 1994 | CIN | 85  | SAMMY SOSA        |
| 1995 | LA  | 89  | REGGIE SANDERS    |
| 1996 | SD  | 93  | RAY LANKFORD      |
| 1997 | NYM | 99  | BERNARD GILKEY    |
| 1998 | STL | 99  | MARK MCGWIRE      |
| 1999 | PIT | 104 | ANDRES GALARRAGA  |
| 2000 | PIT | 101 | ROGER CEDENO      |
| 2001 | SF  | 108 | JIM EDMONDS       |
| 2002 | CHI | 117 | RAY LANKFORD      |
| 2003 | SD  | 110 | DERREK LEE        |
| 2004 | LA  | 110 | JIM THOME         |
| 2005 | PIT | 117 | ADAM DUNN         |
| 2006 | PIT | 105 | ADAM DUNN         |
| 2007 | PIT | 149 | ADAM DUNN         |
| 2008 | LA  | 109 | RYAN HOWARD       |
| 2009 | LA  | 123 | RYAN HOWARD       |
| 2010 | PIT | 119 | ADAM DUNN         |
| 2011 | LA  | 122 | RYAN HOWARD       |
| 2012 | CHI | 134 | DREW STUBBS       |
| 2013 | PIT | 108 | ADAM DUNN         |
| 2014 | ATL | 114 | JUSTIN UPTON      |
| 2015 | MIL | 142 | MARLON BYRD       |
| 2016 | STL | 116 | KRIS BRYANT       |
| 2017 | ATL | 122 | JUSTIN UPTON      |

| YEAR | TM  | SB | NAME            |
|------|-----|----|-----------------|
| 1984 | CIN | 52 | TIM RAINES      |
| 1985 | CIN | 52 | TIM RAINES      |
| 1986 | LA  | 78 | VINCE COLEMAN   |
| 1987 | CIN | 54 | ERIC DAVIS      |
| 1988 | LA  | 74 | VINCE COLEMAN   |
| 1989 | STL | 59 | GERALD YOUNG    |
| 1990 | LA  | 47 | VINCE COLEMAN   |
| 1991 | CIN | 40 | TIM RAINES      |
| 1992 | STL | 55 | OTIS NIXON      |
| 1993 | STL | 63 | OTIS NIXON      |
| 1994 | HOU | 47 | MARQUIS GRISSOM |
| 1995 | HOU | 39 | MARQUIS GRISSOM |
| 1996 | STL | 54 | OTIS NIXON      |
| 1997 | STL | 45 | OTIS NIXON      |
| 1998 | STL | 60 | RICKY HENDERSON |
| 1999 | STL | 61 | RICKY HENDERSON |
| 2000 | PIT | 80 | ROGER CEDENO    |
| 2001 | ATL | 61 | LUIS CASTILLO   |
| 2002 | PIT | 40 | ROGER CEDENO    |
| 2003 | ATL | 46 | LUIS CASTILLO   |
| 2004 | LA  | 32 | JUAN PIERRE     |
| 2005 | LA  | 46 | JUAN PIERRE     |
| 2006 | CHI | 45 | JUAN PIERRE     |
| 2007 | CHI | 38 | JUAN PIERRE     |
| 2008 | NYM | 54 | JUAN PIERRE     |
| 2009 | SD  | 49 | JOSE REYES      |
| 2010 | STL | 84 | MICHAEL BOURN   |
| 2011 | STL | 55 | MICHAEL BOURN   |
| 2012 | STL | 70 | MICHAEL BOURN   |
| 2013 | STL | 61 | MICHAEL BOURN   |
| 2014 | LA  | 30 | EVERTH CABRERA  |
| 2015 | STL | 57 | BILLY HAMILTON  |
| 2016 | STL | 55 | BILLY HAMILTON  |
| 2017 | STL | 72 | BILLY HAMILTON  |

## DVAL YEARLY LEADERS

YEAR TM ERA NAME

1984 LA 2.14 JERRY REUSS  
 1985 PIT 2.48 OREL HERSHISER  
 1986 PHI 1.64 RICK REUSCHEL  
 1987 STL 2.39 DANNY COX  
 1988 PIT 2.90 OREL HERSHISER  
 1989 NYM 1.64 BOB WALK  
 1990 LA 2.29 SCOTT GARRELTS  
 1991 CIN 1.68 DOUG DRABEK  
 1992 STL 2.16 MARK LANGSTON  
 1993 PIT 1.22 RANDY TOMLIN  
 1994 NYM 2.11 GREG MADDUX  
 1995 CIN 2.42 DAVID CONE  
 1996 NYM 2.39 GREG MADDUX  
 1997 NYM 2.57 JEFF FASSERO  
 1998 STL 2.25 PEDRO MARTINEZ  
 1999 ATL 2.79 KEVIN BROWN  
 2000 STL 2.21 PEDRO MARTINEZ  
 2001 STL 2.41 PEDRO MARTINEZ  
 2002 CIN 2.76 JAVIER VAZQUEZ  
 2003 STL 2.14 CURT SCHILLING  
 2004 STL 1.96 PEDRO MARTINEZ  
 2005 SF 2.63 CHRIS CARPENTER  
 2006 PIT 2.55 BARTOLO COLON  
 2007 SD 2.33 BRANDON WEBB  
 2008 WAS 2.69 JOSH BECKETT  
 2009 STL 2.23 JOHAN SANTANA  
 2010 CHI 1.96 ADAM WAINWRIGHT  
 2011 STL 1.64 JOHAN SANTANA  
 2012 LA 2.00 CLAYTON KERSHAW  
 2013 NYM 1.71 GIO GONZALEZ  
 2014 STL 2.27 JOSE FERNANDEZ  
 2015 PHI 1.66 ALFREDO SIMON  
 2016 STL 1.19 J.A. HAPP  
 2017 NYM 1.99 BARTOLO COLON

YEAR TM SOA NAME

1984 PHI 8.04 STEVE CARLTON  
 1985 PIT 10.42 DWIGHT GOODEN  
 1986 PIT 8.00 DWIGHT GOODEN  
 1987 CHI 9.93 NOLAN RYAN  
 1988 CHI 8.80 NOLAN RYAN  
 1989 CIN 8.67 DAVID CONE  
 1990 STL 8.25 KEN HOWELL  
 1991 CIN 9.58 DAVID CONE  
 1992 CHI 10.11 NOLAN RYAN  
 1993 LA 8.54 SID FERNANDEZ  
 1994 CHI 8.76 JOSE RIJO  
 1995 CIN 10.45 DENNY NEAGLE  
 1996 LA 10.76 HIDEO NOMO  
 1997 LA 8.94 JOHN SMOLTZ  
 1998 STL 10.63 PEDRO MARTINEZ  
 1999 HOU 10.77 RANDY JOHNSON  
 2000 STL 10.58 PEDRO MARTINEZ  
 2001 STL 11.00 PEDRO MARTINEZ  
 2002 HOU 9.78 KERRY WOOD  
 2003 STL 11.69 PEDRO MARTINEZ  
 2004 STL 12.12 PEDRO MARTINEZ  
 2005 ATL 10.63 JAKE PEAVY  
 2006 CIN 10.31 MARK PRIOR  
 2007 SF 10.78 CHRIS YOUNG  
 2008 CIN 9.95 A.J. BURNETT  
 2009 CIN 11.82 A.J. BURNETT  
 2010 SD 11.70 TIM LINCECUM  
 2011 SD 10.45 TIM LINCECUM  
 2012 LA 9.93 CLAYTON KERSHAW  
 2013 CHI 9.66 MAX SCHERZER  
 2014 STL 13.05 JOSE FERNANDEZ  
 2015 LA 11.05 CLAYTON KERSHAW  
 2016 CHI 11.50 MAX SCHERZER  
 2017 ATL 11.34 Noah SYNDERGAARD

YEAR TM BBA NAME

1984 LA 1.96 ALEJANDRO PENA  
 1985 PIT 1.63 JOSE DELEON  
 1986 PIT 2.40 OREL HERSHISER  
 1987 SF 1.88 BOB KNEPPER  
 1988 CIN 1.94 MIKE SCOTT  
 1989 CIN 1.54 MIKE SCOTT  
 1990 CIN 2.05 RICK REUSCHEL  
 1991 NYM 1.51 RON ROBINSON  
 1992 CIN 0.97 ZANE SMITH  
 1993 SF 0.78 BOB TEWKSBURY  
 1994 PHI 0.63 SCOTT SANDERSON  
 1995 PHI 0.51 BRET SABERHAGEN  
 1996 PIT 0.65 BOB TEWKSBURY  
 1997 NYM 0.54 GREG MADDUX  
 1998 NYM 0.48 GREG MADDUX  
 1999 PIT 0.88 DAVID WELLS  
 2000 PHI 2.13 TODD RITCHIE  
 2001 STL 0.49 DAVID WELLS  
 2002 CHI 1.04 GREG MADDUX  
 2003 HOU 0.56 RICK REED  
 2004 CHI 0.51 DAVID WELLS  
 2005 STL 0.72 DAVID WELLS  
 2006 STL 0.55 DAVID WELLS  
 2007 CHI 0.92 GREG MADDUX  
 2008 CHI 1.01 PAUL BYRD  
 2009 CIN 0.95 DAN HAREN  
 2010 SF 0.95 JOEL PINIERO  
 2011 PIT 0.32 ROY HALLADAY  
 2012 PIT 1.23 ROY HALLADAY  
 2013 LA 1.09 CLIFF LEE  
 2014 CHI 0.99 ADAM WAINWRIGHT  
 2015 WAS 0.81 Jordan ZIMMERMANN  
 2016 WAS 0.94 MARK BUEHRLE  
 2017 WAS 1.46 KYLE HENDRICKS

## DVAL YEARLY LEADERS

| YEAR | TM  | SO  | NAME               |
|------|-----|-----|--------------------|
| 1984 | PHI | 143 | STEVE CARLTON      |
| 1985 | PIT | 154 | DWIGHT GOODEN      |
| 1986 | PIT | 142 | DWIGHT GOODEN      |
| 1987 | CIN | 175 | MIKE SCOTT         |
| 1988 | CHI | 130 | NOLAN RYAN         |
| 1989 | ATL | 121 | TIM LEARY          |
| 1990 | NYM | 116 | JOSE DELEON        |
| 1991 | CIN | 126 | DAVID CONE         |
| 1992 | CHI | 131 | NOLAN RYAN         |
| 1993 | NYM | 131 | GREG MADDUX        |
| 1994 | CHI | 157 | JOSE RIJO          |
| 1995 | NYM | 168 | GREG MADDUX        |
| 1996 | LA  | 165 | HIDEO NOMO         |
| 1997 | LA  | 153 | JOHN SMOLTZ        |
| 1998 | STL | 180 | PEDRO MARTINEZ     |
| 1999 | STL | 193 | PEDRO MARTINEZ     |
| 2000 | STL | 187 | PEDRO MARTINEZ     |
| 2001 | STL | 169 | PEDRO MARTINEZ     |
| 2002 | CIN | 176 | JAVIER VAZQUEZ     |
| 2003 | STL | 196 | RANDY JOHNSON      |
| 2004 | STL | 198 | PEDRO MARTINEZ     |
| 2005 | STL | 180 | RANDY JOHNSON      |
| 2006 | ATL | 167 | JAKE PEAVY         |
| 2007 | ATL | 156 | JAKE PEAVY         |
| 2008 | CIN | 157 | JAKE PEAVY         |
| 2009 | SD  | 187 | TIM LINCECUM       |
| 2010 | SD  | 163 | TIM LINCECUM       |
| 2011 | PIT | 156 | ROY HALLADAY       |
| 2012 | LA  | 149 | CLAYTON KERSHAW    |
|      | LA  | 149 | CLIFF LEE          |
| 2013 | LA  | 131 | CLAYTON KERSHAW    |
| 2014 | STL | 144 | JOSE FERNANDEZ     |
| 2015 | CHI | 150 | MAX SCHERZER       |
|      | PIT | 150 | JOHNNY CUETO       |
| 2016 | CIN | 164 | JAKE ARRIETA       |
| 2017 | CHI | 163 | MADISON BUMGARDNER |

| YEAR | TM  | GM | NAME             |
|------|-----|----|------------------|
| 1984 | STL | 35 | DAVE LaPOINT     |
| 1985 | STL | 37 | BRUCE SUTTER     |
| 1986 | PHI | 38 | WILLIE HERNANDEZ |
|      | PHI | 38 | ROGER MCDOWELL   |
|      | NYM | 38 | ZANE SMITH       |
| 1987 | PHI | 46 | LANCE McCULLERS  |
| 1988 | NYM | 53 | RON ROBINSON     |
| 1989 | STL | 54 | ATLEE HAMMAKER   |
| 1990 | PIT | 56 | GREG W. HARRIS   |
| 1991 | PHI | 39 | TOM NIEDENFUER   |
| 1992 | PHI | 35 | TED POWER        |
| 1993 | SF  | 41 | KELLY DOWNS      |
| 1994 | SD  | 41 | BRUCE RUFFIN     |
| 1995 | WAS | 43 | JEFF SHAW        |
| 1996 | PIT | 51 | MICHAEL MIMBS    |
| 1997 | WAS | 47 | MARK DEWEY       |
| 1998 | WAS | 52 | CORY LIDLE       |
| 1999 | SF  | 43 | JULAIN TAVAREZ   |
| 2000 | HOU | 48 | DOUG JONES       |
| 2001 | SD  | 43 | MATT HERGES      |
| 2002 | SF  | 40 | TIM WORRELL      |
| 2003 | SF  | 42 | JOHN SMOLTZ      |
| 2004 | CIN | 42 | JIM BROWER       |
| 2005 | CIN | 41 | JIM BROWER       |
| 2006 | LA  | 44 | JORGE SOSA       |
| 2007 | PIT | 87 | JOHN LIEBER      |
| 2008 | PIT | 56 | JOHN LIEBER      |
| 2009 | PIT | 48 | JOHNNY CUETO     |
| 2010 | CHI | 38 | CHAN HO PARK     |
|      | NYM | 38 | PETER MOYLAN     |
| 2011 | PIT | 40 | TYLER CLIPPARD   |
| 2012 | STL | 45 | ERIC O' FLAHERTY |
| 2013 | SF  | 41 | SHAWN CAMP       |
| 2014 | ATL | 42 | JOSH COLLMENTER  |
| 2015 | SD  | 45 | TONY WATSON      |
| 2016 | SF  | 43 | VIDAL NUNO       |
| 2017 | NYM | 41 | MIKE MONTGOMERY  |

| YEAR | TM  | SV | NAME             |
|------|-----|----|------------------|
| 1984 | CIN | 12 | CARLOS DIAZ      |
|      | PIT | 12 | KENT TEKULVE     |
| 1985 | STL | 30 | BRUCE SUTTER     |
| 1986 | LA  | 15 | DAVE SMITH       |
| 1987 | CHI | 22 | TODD WORRELL     |
| 1988 | LA  | 17 | DAVE SMITH       |
| 1989 | NYM | 18 | RANDY MYERS      |
| 1990 | NYM | 19 | LARRY ANDERSEN   |
| 1991 | CIN | 19 | DENNIS ECKERSLEY |
| 1992 | PIT | 20 | MIKE MADDUX      |
| 1993 | LA  | 26 | MEL ROJAS        |
| 1994 | SF  | 21 | JOHN WETTLELAND  |
| 1995 | LA  | 19 | ROBB NEN         |
| 1996 | SD  | 20 | TODD WORRELL     |
| 1997 | LA  | 27 | ROBB NEN         |
| 1998 | CIN | 29 | JEFF SHAW        |
| 1999 | LA  | 23 | ROBB NEN         |
| 2000 | STL | 27 | TREVOR HOFFMAN   |
| 2001 | CIN | 22 | TREVOR HOFFMAN   |
| 2002 | LA  | 22 | ROBB NEN         |
| 2003 | LA  | 24 | ROBB NEN         |
| 2004 | CHI | 28 | RHEAL CORMIER    |
|      | STL | 28 | ERIC GAGNE       |
| 2005 | HOU | 21 | BILLY WAGNER     |
| 2006 | HOU | 28 | BILLY WAGNER     |
| 2007 | CHI | 26 | CLA MEREDITH     |
| 2008 | CHI | 32 | TAKASHI SAITO    |
| 2009 | SD  | 28 | CHAD BRADFORD    |
| 2010 | CIN | 24 | TREVOR HOFFMAN   |
| 2011 | STL | 33 | SERGIO ROMO      |
| 2012 | STL | 40 | ERIC O' FLAHERTY |
| 2013 | CIN | 26 | KRIS MEDLEN      |
| 2014 | SD  | 30 | TONY WATSON      |
| 2015 | CHI | 26 | CRAIG KIMBREL    |
| 2016 | ATL | 22 | AROLDIS CHAPMAN  |
| 2017 | NYM | 33 | ANDREW MILLER    |

## DVAL YEARLY LEADERS

| <u>YEAR</u> | <u>TM</u> | <u>W</u> | <u>NAME</u>       |
|-------------|-----------|----------|-------------------|
| 1984        | ATL       | 11       | PASCUAL PEREZ     |
| 1985        | STL       | 11       | RICK MAHLER       |
| 1986        | CHI       | 11       | 5 PLAYERS         |
| 1987        | PIT       | 12       | OREL HERSHISER    |
| 1988        | CIN       | 12       | MIKE SCOTT        |
|             | PIT       | 12       | OREL HERSHISER    |
| 1989        | CIN       | 12       | MIKE SCOTT        |
|             | CIN       | 12       | JOHN TUDOR        |
| 1990        | NYM       | 11       | GREG MADDUX       |
| 1991        | NYM       | 12       | ANDY BENES        |
|             | SF        | 12       | BOB WELCH         |
| 1992        | NYM       | 12       | GREG MADDUX       |
|             | STL       | 12       | DENNIS MARTINEZ   |
| 1993        | CIN       | 10       | DAVID CONE        |
|             | NYM       | 10       | GREG MADDUX       |
|             | PIT       | 10       | RANDY TOMLIN      |
| 1994        | LA        | 14       | TOM CANDIOTTI     |
|             | LA        | 14       | JOHN SMOLTZ       |
| 1995        | CIN       | 13       | DAVID CONE        |
|             | NYM       | 13       | ZANE SMITH        |
| 1996        | LA        | 12       | RAMON MARTINEZ    |
|             | LA        | 12       | PETE SCHOUREK     |
| 1997        | NYM       | 16       | JEFF FASSERO      |
| 1998        | NYM       | 14       | GREG MADDUX       |
| 1999        | PIT       | 14       | TOM GLAVINE       |
| 2000        | CIN       | 14       | DAVID CONE        |
|             | LA        | 14       | KEVIN MILLWOOD    |
|             | STL       | 14       | PEDRO MARTINEZ    |
| 2001        | ATL       | 14       | KEVIN BROWN       |
| 2002        | CHI       | 13       | GREG MADDUX       |
| 2003        | STL       | 14       | CURT SCHILLING    |
| 2004        | CIN       | 14       | JAVIER VAZQUEZ    |
| 2005        | STL       | 12       | PEDRO MARTINEZ    |
| 2006        | MON       | 13       | PEDRO MARTINEZ    |
| 2007        | LA        | 13       | ROY OSWALT        |
| 2008        | SF        | 13       | CHRIS YOUNG       |
|             | CHI       | 13       | ROY OSWALT        |
| 2009        | STL       | 15       | RICKY NOLASCO     |
| 2010        | SF        | 11       | JOEL PINIERO      |
|             | SD        | 11       | TIM LINCECUM      |
| 2011        | STL       | 12       | RICKY NOLASCO     |
| 2012        | PIT       | 12       | ROY HALLADAY      |
|             | SD        | 12       | MATT CAIN         |
| 2013        | CIN       | 11       | JAKE WESTBROOK    |
|             | NYM       | 11       | GIO GONZALEZ      |
|             | SD        | 11       | MATT CAIN         |
| 2014        | SF        | 12       | WADE MILEY        |
|             | SD        | 12       | STEPHEN STRASBURG |
| 2015        | CIN       | 13       | JULIO TEHERAN     |
| 2016        | SD        | 13       | JOHN LACKEY       |
| 2017        | STL       | 12       | J.A. HAPP         |

| <u>YEAR</u> | <u>TM</u> | <u>CG</u> | <u>NAME</u>      |
|-------------|-----------|-----------|------------------|
| 1984        | PHI       | 14        | STEVE CARLTON    |
| 1985        | PIT       | 14        | RICK RHODEN      |
| 1986        | PIT       | 15        | DWIGHT GOODEN    |
| 1987        | CIN       | 14        | MIKE SCOTT       |
| 1988        | PIT       | 13        | OREL HERSHISER   |
| 1989        | CIN       | 12        | JOHN TUDOR       |
| 1990        | ATL       | 10        | BRUCE HURST      |
|             | PIT       | 10        | OREL HERSHISER   |
| 1991        | STL       | 10        | ED WHITSON       |
|             | SF        | 10        | BOB WELCH        |
| 1992        | CHI       | 12        | MIKE MORGAN      |
| 1993        | NYM       | 11        | GREG MADDUX      |
|             | PHI       | 11        | DENNIS MARTINEZ  |
| 1994        | CHI       | 14        | JOSE RIJO        |
| 1995        | NYM       | 13        | GREG MADDUX      |
| 1996        | NYM       | 13        | GREG MADDUX      |
| 1997        | ATL       | 15        | KEVIN BROWN      |
| 1998        | NYM       | 18        | GREG MADDUX      |
| 1999        | PIT       | 17        | TOM GLAVINE      |
| 2000        | MON       | 13        | MIKE HAMPTON     |
|             | STL       | 13        | PEDRO MARTINEZ   |
| 2001        | STL       | 15        | PEDRO MARTINEZ   |
| 2002        | CIN       | 14        | JAVIER VAZQUEZ   |
| 2003        | STL       | 12        | RANDY JOHNSON    |
|             | STL       | 12        | PEDRO MARTINEZ   |
| 2004        | CIN       | 12        | JAVIER VAZQUEZ   |
| 2005        | ATL       | 11        | JAKE PEAVY       |
| 2006        | PIT       | 11        | BARTOLO COLON    |
|             | ATL       | 11        | JAKE PEAVY       |
|             | PIT       | 11        | DONTRELLE WILLIS |
| 2007        | LA        | 12        | ROY OSWALT       |
| 2008        | WAS       | 9         | TIM HUDSON       |
|             | LA        | 9         | BRAD PENNY       |
|             | WAS       | 9         | JOSH BECKETT     |
| 2009        | STL       | 11        | JOHAN SANTANA    |
| 2010        | PIT       | 7         | TOMMY HANSON     |
| 2011        | PIT       | 11        | ROY HALLADAY     |
| 2012        | PIT       | 9         | ROY HALLADAY     |
| 2013        | WAS       | 6         | ANIBAL SANCHEZ   |
|             | PIT       | 6         | R.A. DICKEY      |
| 2014        | LA        | 7         | CLAYTON KERSHAW  |
| 2015        | STL       | 7         | AARON HARANG     |
|             | STL       | 7         | HYUN-JIN RYU     |
| 2016        | STL       | 8         | J.A. HAPP        |
| 2017        | NYM       | 4         | BARTOLO COLON    |
|             | SF        | 4         | IAN KENNEDY      |
|             | STL       | 4         | JOSE FERNANDEZ   |

| <u>YEAR</u> | <u>TM</u> | <u>K/BB</u> | <u>NAME</u>      |
|-------------|-----------|-------------|------------------|
| 1984        | PIT       | 3.31        | Larry McWILLIAMS |
| 1985        | PIT       | 4.81        | JOSE DeLEON      |
| 1986        | PIT       | 3.11        | OREL HERSHISER   |
| 1987        | SF        | 3.71        | BOB KNEPPER      |
| 1988        | CIN       | 4.07        | MIKE SCOTT       |
| 1989        | CIN       | 5.25        | DAVID CONE       |
| 1990        | CIN       | 3.00        | FRANK VIOLA      |
| 1991        | CIN       | 3.71        | DAVID CONE       |
| 1992        | CIN       | 5.47        | ZANE SMITH       |
| 1993        | SF        | 7.50        | BOB TEWKSBURY    |
| 1994        | PHI       | 9.63        | SCOTT SANDERSON  |
| 1995        | PHI       | 17.38       | BRET SABERHAGEN  |
| 1996        | PIT       | 10.29       | BOB TEWKSBURY    |
| 1997        | NYM       | 13.22       | GREG MADDUX      |
| 1998        | NYM       | 15.89       | GREG MADDUX      |
| 1999        | PIT       | 7.07        | DAVID WELLS      |
| 2000        | STL       | 4.07        | PEDRO MARTINEZ   |
| 2001        | STL       | 13.67       | DAVID WELLS      |
| 2002        | CHI       | 7.06        | GREG MADDUX      |
| 2003        | STL       | 14.00       | CURT SCHILLING   |
| 2004        | CHI       | 10.00       | DAVID WELLS      |
| 2005        | STL       | 8.78        | DAVID WELLS      |
| 2006        | STL       | 10.25       | DAVID WELLS      |
| 2007        | SF        | 6.13        | CHRIS CARPENTER  |
| 2008        | STL       | 7.19        | AARON HARANG     |
| 2009        | CIN       | 8.50        | DAN HAREN        |
| 2010        | CIN       | 6.82        | JAVIER VAZQUEZ   |
| 2011        | PIT       | 31.20       | ROY HALLADAY     |
| 2012        | PIT       | 7.67        | ROY HALLADAY     |
| 2013        | LA        | 8.77        | CLIFF LEE        |
| 2014        | STL       | 9.54        | MATT HARVEY      |
| 2015        | LA        | 10.00       | CLAYTON KERSHAW  |
| 2016        | WAS       | 7.67        | MARK BUEHRLE     |
| 2017        | WAS       | 6.84        | KYLE HENDRICKS   |

### HITTING TRIPLE CROWN

Led league in AVG, HR, RBI

YEAR TM NAME

**2016 STL PAUL GOLDSCHMIDT**

### PITCHING TRIPLE CROWN

Led league in ERA, W, SO

YEAR TM NAME

**2000 STL PEDRO MARTINEZ**

**DVAL SINGLE SEASON TOP TEN LISTS**  
**(COMPLETE THROUGH 2017 SEASON)**

| <u>YEAR</u> <u>TM</u> <u>HR</u> <u>NAME</u> | <u>YEAR</u> <u>TM</u> <u>RBI</u> <u>NAME</u> | <u>YEAR</u> <u>TM</u> <u>AVG</u> <u>NAME</u> |
|---|--|--|
| 1999 CIN 48 SAMMY SOSA                      | 2006 MON 111 ANDRUW JONES                    | 2011 PHI .422 JOSH HAMILTON                  |
| 2002 LA 46 BARRY BONDS                      | 1997 PIT 107 ANDRES GALARRAGA                | 1995 PIT .405 TONY GWYNN                     |
| 1999 STL 44 MARK MCGWIRE                    | 1999 CIN 106 SAMMY SOSA                      | 1998 PIT .392 TONY GWYNN                     |
| 1998 STL 42 MARK MCGWIRE                    | 2002 CIN 106 SAMMY SOSA                      | 1988 SF .384 TONY GWYNN                      |
| 2005 LA 42 BARRY BONDS                      | 2000 CIN 105 SAMMY SOSA                      | 2011 CIN .380 JOEY VOTTO                     |
| 2001 ATL 41 JEFF BAGWELL                    | 2005 SD 105 ADRIAN BELTRE                    | 2000 PHI .379 JOHN OLERUD                    |
| 2006 MON 40 ANDRUW JONES                    | 1996 HOU 104 LARRY WALKER                    | 2005 LA .377 BARRY BONDS                     |
| 1995 PIT 39 ANDRES GALARRAGA                | 2000 CHI 103 JEROMY BURNITZ                  | 2007 PHI .375 FREDDY SANCHEZ                 |
| 1995 LA 38 BARRY BONDS                      | 2002 LA 102 BARRY BONDS                      | 2010 CHI .374 HANLEY RAMIREZ                 |
| 2000 CIN 38 SAMMY SOSA                      | 2003 HOU 102 SHAWN GREEN                     | 1997 LA .371 MATT WILLIAMS                   |
| 2009 LA 38 RYAN HOWARD                      |  |  |
| <u>YEAR</u> <u>TM</u> <u>H</u> <u>NAME</u>  | <u>YEAR</u> <u>TM</u> <u>R</u> <u>NAME</u>   | <u>YEAR</u> <u>TM</u> <u>SLG</u> <u>NAME</u> |
| 1998 PIT 157 TONY GWYNN                     | 2002 LA 106 BARRY BONDS                      | 2002 LA .890 BARRY BONDS                     |
| 1995 PIT 150 TONY GWYNN                     | 1998 ATL 105 JEFF BAGWELL                    | 2005 LA .857 BARRY BONDS                     |
| 2015 NYM 148 JOSE ALTUVE                    | 2005 LA 105 BARRY BONDS                      | 1999 STL .827 MARK MCGWIRE                   |
| 1988 SF 141 TONY GWYNN                      | 1997 CIN 96 GARY SHEFFIELD                   | 2011 PHI .753 JOSH HAMILTON                  |
| 2007 PHI 140 FREDDY SANCHEZ                 | 1999 ATL 96 JEFF BAGWELL                     | 1995 PIT .742 ANDRES GALARRAGA               |
| 2001 SF 135 VLADIMIR GUERRERO               | 2004 HOU 94 TODD HELTON                      | 2006 SD .721 DERREK LEE                      |
| 1996 STL 134 DANTE BICHETTE                 | 2000 CHI 92 BOBBY ABREU                      | 2003 LA .719 BARRY BONDS                     |
| 2010 CHI 134 HANLEY RAMIREZ                 | 1988 CIN 91 TIM RAINES                       | 2011 CIN .708 JOEY VOTTO                     |
| 2000 PHI 133 JOHN OLERUD                    | 1998 LA 91 BARRY BONDS                       | 2004 CHI .705 JAVIER LOPEZ                   |
| 2004 STL 132 EDGAR RENTERIA                 | 2001 ATL 91 JEFF BAGWELL                     | 1998 STL .703 MARK MCGWIRE                   |
| 2008 CHI 132 HANLEY RAMIREZ                 |  |  |
| <u>YEAR</u> <u>TM</u> <u>2B</u> <u>NAME</u> | <u>YEAR</u> <u>TM</u> <u>3B</u> <u>NAME</u>  | <u>YEAR</u> <u>TM</u> <u>OBA</u> <u>NAME</u> |
| 2002 NYM 45 LANCE BERKMAN                   | 2007 LA 16 KENNY LOFTON                      | 2002 LA .518 BARRY BONDS                     |
| 2011 SD 44 ADRIAN BELTRE                    | 1986 ATL 15 WILLIE MCGEE                     | 1999 STL .512 MARK MCGWIRE                   |
| 2007 PHI 43 FREDDY SANCHEZ                  | 1998 LA 15 DELINO DESHIELDS                  | 2000 PHI .510 JOHN OLERUD                    |
| 1998 PHI 41 JEREMY BURNITZ                  | 2012 SD 15 JOSE REYES                        | 2005 LA .510 BARRY BONDS                     |
| 2006 HOU 40 RANDY WINN                      | 2008 LA 14 KELLY JOHNSON                     | 2003 LA .501 BARRY BONDS                     |
| 1995 HOU 39 LARRY WALKER                    | 1985 CHI 13 RYNE SANDBERG                    | 2011 PHI .494 JOSH HAMILTON                  |
| 2005 MON 39 JIMMY ROLLINS                   | 2000 ATL 13 TONY WOMACK                      | 1998 STL .471 RICKY HENDERSON                |
| 2015 WAS 39 MATT KEMP                       | 2014 PIT 13 CARLOS GOMEZ                     | 2014 SF .465 MIGUEL CABRERA                  |
| 2016 STL 39 PAUL GOLDSCHMIDT                | 2015 STL 13 MICHAEL BOURN                    | 2011 CIN .456 JOEY VOTTO                     |
| 1999 CIN 38 SCOTT ROLEN                     | 1994 LA 12 DELINO DESHIELDS                  | 1997 CIN .455 GARY SHEFFIELD                 |
| 2000 LA 38 MARK GRACE                       | 2014 CIN 12 STARLING MARTE                   |  |
| 2004 HOU 38 ALBERT PUJOLS                   | 2015 SD 12 DEE GORDON                        |  |
| 2004 STL 38 LUIS GONZALEZ                   |  |  |
| <u>YEAR</u> <u>TM</u> <u>SB</u> <u>NAME</u> | <u>YEAR</u> <u>TM</u> <u>BB</u> <u>NAME</u>  | <u>YEAR</u> <u>TM</u> <u>TOT</u> <u>NAME</u> |
| 2010 STL 84 MICHAEL BOURN                   | 1999 STL 130 MARK MCGWIRE                    | 2002 LA 1.922 BARRY BONDS                    |
| 2000 PIT 80 ROGER CEDENO                    | 2000 STL 109 MARK MCGWIRE                    | 2005 LA 1.801 BARRY BONDS                    |
| 1986 LA 78 VINCE COLEMAN                    | 2002 LA 106 BARRY BONDS                      | 1999 STL 1.750 MARK MCGWIRE                  |
| 1988 LA 74 VINCE COLEMAN                    | 2003 LA 96 BARRY BONDS                       | 2003 LA 1.556 BARRY BONDS                    |
| <b><u>2017 STL 72 BILLY HAMILTON</u></b>    | 2000 PHI 94 JOHN OLERUD                      | 2011 PHI 1.527 JOSH HAMILTON                 |
| 2012 STL 70 MICHAEL BOURN                   | 1998 STL 88 RICKY HENDERSON                  | 2011 CIN 1.353 JOEY VOTTO                    |
| 1993 STL 63 OTIS NIXON                      | 2005 LA 84 BARRY BONDS                       | 2014 SF 1.350 MIGUEL CABRERA                 |
| 1999 STL 61 RICKY HENDERSON                 | 1997 CIN 82 GARY SHEFFIELD                   | 1998 STL 1.342 RICKY HENDERSON               |
| 2001 ATL 61 LUIS CASTILLO                   | 1997 NYM 82 RICKY HENDERSON                  | 1998 ATL 1.337 JEFF BAGWELL                  |
| 2013 STL 61 MICHAEL BOURN                   | 2000 CHI 82 BOBBY ABREU                      | 1997 CIN 1.326 GARY SHEFFIELD                |
|   | 2010 HOU 82 ADRIAN GONZALEZ                  |  |

**DVAL SINGLE SEASON TOP TEN LISTS  
(COMPLETE THROUGH 2017 SEASON)**

YEAR TM ERA NAME

2016 STL 1.19 J.A. HAPP  
 1993 PIT 1.22 RANDY TOMLIN  
 1993 PHI 1.59 BILLY SWIFT  
 1993 NYM 1.62 ANDY BENES  
 1989 NYM 1.64 BOB WALK  
 1986 PHI 1.64 RICK REUSCHEL  
 2011 STL 1.64 JOHAN SANTANA  
 2015 PHI 1.66 ALFREDO SIMON  
 1991 CIN 1.68 DOUG DRABEK  
 1989 CIN 1.69 MIKE SCOTT

YEAR TM GM NAME

2007 PIT 87 JON LIEBER  
 1990 PIT 56 GREG W. HARRIS  
 2008 PIT 56 JON LIEBER  
 1989 STL 54 ATLEE HAMMAKER  
 1988 NYM 53 RON ROBINSON  
 1998 MON 52 COREY LIDLE  
 1996 PIT 51 MICHAEL MIMBS  
 1996 ATL 50 DAVE VERES  
 2000 HOU 48 DOUG JONES  
 2009 PIT 48 JOHNNY CUETO

YEAR TM IP NAME

1997 PIT 174 TOM GLAVINE  
 1998 NYM 170 GREG MADDUX  
 2009 STL 169 JOHAN SANTANA  
 1999 ATL 168 KEVIN BROWN  
 2003 PIT 168 TOM GLAVINE  
 2001 STL 167 DAVID WELLS  
 1999 PIT 166 TOM GLAVINE  
 2002 NYM 166 RANDY JOHNSON  
 1999 NYM 165 GREG MADDUX  
 2000 MON 165 MIKE HAMPTON

YEAR TM CG NAME

1998 NYM 18 GREG MADDUX  
 1999 PIT 17 TOM GLAVINE  
 1998 STL 16 PEDRO MARTINEZ  
 1986 PIT 15 DWIGHT GOODEN  
 1997 ATL 15 KEVIN BROWN  
 2001 STL 15 PEDRO MARTINEZ  
 14 (10 TIED)

YEAR TM W NAME

1997 NYM 16 JEFF FASSERO  
 2009 STL 15 RICKY NOLASCO  
 1994 LA 14 JOHN SMOLTZ  
 1994 LA 14 TOM CANDIOTTI  
 1998 NYM 14 GREG MADDUX  
 1999 PIT 14 TOM GLAVINE  
 2000 CIN 14 DAVID CONE  
 2000 LA 14 KEVIN MILLWOOD  
 2000 STL 14 PEDRO MARTINEZ  
 2001 ATL 14 KEVIN BROWN  
 2003 STL 14 CURT SCHILLING  
 2004 CIN 14 JAVIER VAZQUEZ

YEAR TM L NAME

2011 NYM 15 RANDY WOLF  
 2001 SD 14 DARREN DREIFORT  
 2002 ATL 14 RYAN DEMPSTER  
 2003 PIT 14 TOM GLAVINE  
 2007 ATL 14 TIM HUDSON  
 2011 NYM 14 JOE SAUNDERS  
 2012 HOU 14 JAMES MCDONALD  
 1995 CHI 13 PEDRO ASTACIO  
 1995 MON 13 DARRYL KILE  
 2004 PIT 13 BARTOLO COLON  
 2006 CHI 13 CHAN HO PARK  
 2007 PIT 13 BYUN-HYUNG KIM  
 2009 LA 13 ZACH DUKE

YEAR TM SO NAME

2004 STL 198 PEDRO MARTINEZ  
 2003 STL 196 RANDY JOHNSON  
 2003 STL 194 PEDRO MARTINEZ  
 1999 STL 193 PEDRO MARTINEZ  
 1999 ATL 191 KEVIN BROWN  
 2000 STL 187 PEDRO MARTINEZ  
 2009 SD 187 TIM LINCECUM  
 2003 STL 182 CURT SCHILLING  
 2009 STL 181 JOHAN SANTANA  
 1998 STL 180 PEDRO MARTINEZ  
 2005 STL 180 RANDY JOHNSON

YEAR TM SV NAME

2012 STL 40 ERIC O' FLAHERTY  
 2011 STL 33 SERGIO ROMO  
**2017 NYM 33 ANDREW MILLER**  
 2008 CHI 32 TAKASHI SAITO  
 1985 STL 30 BRUCE SUTTER  
 2014 SD 30 TONY WATSON  
 1998 CIN 29 JEFF SHAW  
 2004 CHI 28 RHEAL CORMIER  
 2004 STL 28 ERIC GAGNE  
 2006 HOU 28 BILLY WAGNER  
 2009 SD 28 CHAD BRADFORD  
 2014 NYM 28 BRANDON KINTZLER

YEAR TM BBA NAME

2011 PIT 0.32 ROY HALLADAY  
 1998 NYM 0.48 GREG MADDUX  
 2001 STL 0.49 DAVID WELLS  
 1995 PHI 0.51 BRET SABERHAGEN  
 2004 CHI 0.51 DAVID WELLS  
 1997 NYM 0.54 GREG MADDUX  
 2006 STL 0.55 DAVID WELLS  
 2003 HOU 0.56 RICK REED  
 1994 PHI 0.63 SCOTT SANDERSON  
 1996 PIT 0.65 BOB TEWKSBURY

YEAR TM SOA NAME

2014 STL 13.05 JOSE FERNANDEZ  
 2004 STL 12.12 PEDRO MARTINEZ  
 2009 CIN 11.82 A.J. BURNETT  
 2010 SD 11.70 TIM LINCECUM  
 2003 STL 11.69 PEDRO MARTINEZ  
 2014 STL 11.54 MATT HARVEY  
 2016 CHI 11.50 MAX SCHERZER  
**2017 ATL 11.34 Noah SYNDERGAARD**  
 2009 SD 11.30 TIM LINCECUM  
**2017 STL 11.24 JOSE FERNANDEZ**

YEAR TM H/9IP NAME

2000 STL 3.96 PEDRO MARTINEZ  
 2013 NYM 4.11 GIO GONZALEZ  
 1989 CIN 4.24 JOHN TUDOR  
 2004 STL 4.29 PEDRO MARTINEZ  
 1993 HOU 4.34 CURT SCHILLING  
 1986 CHI 4.46 F.VALENZUELA  
 1989 LA 4.53 JOE MAGRANE  
 1989 LA 4.61 PASCUAL PEREZ  
 2011 CHI 4.73 ADAM WAINWRIGHT  
 2012 LA 4.73 CLAYTON KERSHAW

YEAR TM MOB NAME

2003 STL 5.91 PEDRO MARTINEZ  
 2015 WAS 6.34 JOR. ZIMMERMAN  
 2011 CHI 6.41 ADAM WAINWRIGHT  
 1993 HOU 6.43 CURT SCHILLING  
 1989 CIN 6.43 JOHN TUDOR  
 2012 LA 6.53 CLAYTON KERSHAW  
 2015 LA 6.55 CLAYTON KERSHAW  
 2000 STL 6.57 PEDRO MARTINEZ  
 2013 NYM 6.59 GIO GONZALEZ  
 2004 STL 6.67 PEDRO MARTINEZ  
 2016 LA 6.67 CLAYTON KERSHAW

TOP 50 All-Time - TOTAL MVP VOTING POINTS

|    | Name              | 1st | 2nd | 3rd | 4th | 5th | PTS |
|----|-------------------|-----|-----|-----|-----|-----|-----|
| 1  | Bonds,Barry       | 43  | 26  | 21  | 12  | 10  | 763 |
| 2  | Ramirez,Hanley    | 30  | 6   | 7   | 5   | 4   | 396 |
| 3  | Pujols,Albert     | 5   | 22  | 22  | 8   | 5   | 343 |
| 4  | Cabrera,Miguel    | 14  | 5   | 11  | 6   | 5   | 253 |
| 5  | Sosa,Sammy        | 14  | 6   | 8   | 7   | 4   | 247 |
| 6  | Galarraga,Andres  | 11  | 12  | 11  | 3   | 1   | 224 |
| 7  | Sheffield,Gary    | 12  | 9   | 6   | 3   | 1   | 223 |
| 8  | Guerrero,Vladimir | 4   | 12  | 10  | 11  | 13  | 220 |
| 9  | Bagwell,Jeff      | 7   | 11  | 8   | 6   | 5   | 210 |
| 10 | Walker,Larry      | 14  | 3   | 5   | 2   | 5   | 197 |
| 11 | Piazza,Mike       | 7   | 9   | 5   | 5   | 13  | 186 |
| 12 | Helton,Todd       | 11  | 4   | 2   | 9   | 4   | 179 |
| 13 | Beltre,Adrian     | 4   | 8   | 8   | 6   | 6   | 160 |
| 14 | Goldschmidt,Paul  | 10  | 3   | 4   | 1   | 2   | 146 |
| 15 | Votto,Joey        |     | 12  | 9   | 4   | 4   | 145 |
| 16 | Gwynn,Tony        | 7   | 7   | 5   | 4   | 5   | 139 |
| 17 | Hamilton,Josh     | 9   | 2   | 4   | 2   | 4   | 134 |
| 18 | Lee,Derrek        | 8   | 6   | 1   | 2   | 1   | 134 |
| 19 | Sandberg,Ryne     | 11  | 4   | 5   |     | 3   | 126 |
| 20 | McGwire,Mark      | 6   | 4   | 6   | 1   | 2   | 123 |
| 21 | Daulton,Darren    | 8   | 3   | 1   |     |     | 106 |
| 22 | Encarnacion,Edwin | 1   | 7   | 6   | 3   | 4   | 102 |
| 23 | Jones,Andruw      | 5   | 7   |     |     | 1   | 100 |
| 24 | Hill,Aaron        | 8   | 2   |     |     |     | 94  |
| 25 | Schmidt,Mike      | 13  | 7   | 7   |     |     | 93  |
| 26 | Palmeiro,Rafael   | 1   | 8   | 4   | 1   | 2   | 91  |
| 27 | Rizzo,Anthony     | 5   | 5   | 1   |     | 1   | 91  |
| 28 | Kemp,Matt         | 3   | 7   | 2   |     | 1   | 90  |
| 29 | Murphy,Daniel     | 5   | 4   | 1   | 1   |     | 86  |
| 30 | Green,Shawn       | 4   | 4   | 3   |     |     | 83  |
| 31 | LaRoche,Adam      | 2   | 8   | 1   |     |     | 81  |
| 32 | Bay,Jason         | 3   | 3   | 4   | 3   |     | 80  |
| 33 | Martinez,Pedro    | 2   | 3   | 5   | 3   | 2   | 77  |
| 34 | Williams,Matt     | 4   | 2   | 3   | 1   | 3   | 75  |
| 35 | Upton,Justin      | 3   | 4   | 1   | 1   | 4   | 70  |
| 36 | Harrison,Josh     | 2   | 5   | 3   |     |     | 70  |
| 37 | Howard,Ryan       | 1   | 3   | 4   | 5   | 4   | 70  |
| 38 | Harper,Bryce      | 2   | 5   | 1   | 2   | 3   | 69  |
| 39 | Beltran,Carlos    | 1   | 2   | 5   | 5   | 2   | 66  |
| 40 | Altuve,Jose       | 5   |     | 1   | 2   | 5   | 66  |
| 41 | Klesko,Ryan       | 2   | 2   | 4   | 3   | 1   | 64  |
| 42 | McCutchen,Andrew  | 1   | 3   | 2   | 5   | 3   | 59  |
| 43 | Gonzalez,Luis     | 1   | 4   | 3   | 2   |     | 59  |
| 44 | Bichette,Dante    | 1   | 3   | 4   | 2   | 1   | 58  |
| 45 | Bonilla,Bobby     | 2   | 3   | 2   | 2   | 1   | 58  |
| 46 | Sanchez,Freddy    | 2   | 4   | 1   | 1   | 1   | 57  |
| 47 | Dawson,Andre      | 6   | 1   | 4   | 2   | 1   | 57  |
| 48 | Lee,Carlos        | 1   | 3   | 2   | 5   | 1   | 57  |
| 49 | Morris,Hal        | 4   |     | 1   | 1   | 4   | 52  |
| 50 | Jones,Chipper     |     | 3   | 3   | 4   | 3   | 51  |

TOP 50 All-Time - TOTAL CY YOUNG VOTING POINTS

|    | Name                | 1st | 2nd | 3rd | 4th | 5th | PTS |
|----|---------------------|-----|-----|-----|-----|-----|-----|
| 1  | Martinez,Pedro      | 36  | 30  | 16  | 8   | 6   | 680 |
| 2  | Maddux,Greg         | 22  | 24  | 11  | 12  | 9   | 488 |
| 3  | Brown,Kevin         | 12  | 15  | 4   | 2   | 1   | 252 |
| 4  | Hershiser,Orel      | 17  | 8   | 2   |     |     | 236 |
| 5  | Cone,David          | 13  | 1   | 8   | 10  | 7   | 214 |
| 6  | Lee,Cliff           | 10  | 10  | 6   | 2   | 1   | 207 |
| 7  | Smoltz,John         | 8   | 6   | 13  | 4   | 5   | 204 |
| 8  | Vazquez,Javier      | 15  | 3   | 5   |     |     | 196 |
| 9  | Oswalt,Roy          | 9   | 10  | 5   | 2   | 1   | 192 |
| 10 | Kershaw,Clayton     | 7   | 10  | 8   | 2   | 3   | 189 |
| 11 | Clemens,Roger       | 7   | 10  | 2   | 3   |     | 159 |
| 12 | Webb,Brandon        | 5   | 10  | 3   | 3   | 6   | 150 |
| 13 | Scott,Mike          | 3   | 11  | 7   |     |     | 142 |
| 14 | Fernandez,Jose      | 10  | 2   | 4   | 2   |     | 140 |
| 15 | Happ,J.A.           | 10  | 4   |     | 3   | 2   | 139 |
| 16 | Lincecum,Tim        | 4   | 6   | 6   | 7   | 3   | 136 |
| 17 | Wainwright,Adam     | 7   | 4   | 5   | 3   |     | 132 |
| 18 | Colon,Bartolo       | 5   | 5   | 7   | 3   |     | 129 |
| 19 | Santana,Johan       | 3   | 7   | 6   | 3   | 3   | 121 |
| 20 | Glavine,Tom         | 6   | 6   | 1   | 2   | 8   | 121 |
| 21 | Johnson,Randy       | 2   | 4   | 9   | 8   | 3   | 120 |
| 22 | Schilling,Curt      | 9   | 1   | 1   | 4   | 4   | 118 |
| 23 | Fassero,Jeff        | 11  |     | 1   |     | 2   | 117 |
| 24 | Nolasco,Ricky       | 8   | 2   | 2   | 3   | 1   | 114 |
| 25 | Gonzalez,Gio        | 11  |     |     | 1   |     | 113 |
| 26 | Gullickson,Bill     | 6   | 3   | 5   | 2   |     | 112 |
| 27 | Teheran,Julio       | 7   | 1   | 5   | 2   | 3   | 111 |
| 28 | Benes,Andy          | 3   | 9   | 2   | 2   | 1   | 110 |
| 29 | Valenzuela,Fernando | 8   | 2   | 3   |     |     | 109 |
| 30 | Cain,Matt           |     | 5   | 11  | 3   | 5   | 104 |
| 31 | Hoffman,Trevor      |     | 4   | 7   | 8   | 10  | 97  |
| 32 | Bumgarner,Madison   | 4   | 6   | 2   | 1   | 1   | 96  |
| 33 | Drabek,Doug         | 7   | 1   | 3   | 1   |     | 95  |
| 34 | Lackey,John         | 6   | 2   | 4   |     | 1   | 95  |
| 35 | Millwood,Kevin      | 2   | 9   | 2   |     |     | 93  |
| 36 | Martinez,Dennis     | 4   | 5   | 3   | 1   |     | 93  |
| 37 | Tomlin,Randy        | 7   | 1   | 2   | 1   | 1   | 91  |
| 38 | Haren,Dan           | 4   | 5   |     | 4   | 1   | 88  |
| 39 | Young,Chris         | 6   | 2   | 1   | 1   | 1   | 83  |
| 40 | Tudor,John          | 6   | 1   | 3   |     |     | 82  |
| 41 | Smiley,John         |     | 5   | 4   | 6   | 5   | 78  |
| 42 | Reed,Rick           | 1   | 3   | 6   | 4   | 3   | 76  |
| 43 | Garrelts,Scot       | 4   | 4   | 1   |     |     | 73  |
| 44 | Andersen,Larry      | 5   | 2   | 1   |     | 1   | 70  |
| 45 | O'Flaherty,Eric     | 5   | 1   | 1   | 2   |     | 68  |
| 46 | Wagner,Billy        |     | 1   | 8   | 5   | 5   | 67  |
| 47 | Hanson,Tommy        | 3   | 3   | 2   | 1   | 1   | 65  |
| 48 | Mahler,Rick         | 3   | 3   | 2   |     |     | 61  |
| 49 | Halladay,Roy        | 2   | 1   | 4   | 3   | 5   | 61  |
| 50 | Sutter,Bruce        | 5   | 1   |     |     |     | 57  |

NOTE: From 1985-1990, only 1st, 2nd and 3rd place votes were cast for MVP and CY YOUNG, with values of 5, 3, and 1 point. That's why the point totals don't look right for some of the older players.



### DVAL MVP Voting History - By Year

| Year        | Team       | Name                     | 1st      | 2nd      | 3rd      | 4th | 5th | PTS       |
|-------------|------------|--------------------------|----------|----------|----------|-----|-----|-----------|
| <b>1985</b> | <b>STL</b> | <b>Sutter,Bruce</b>      | <b>5</b> | <b>2</b> |          |     |     | <b>27</b> |
| 1985        | PIT        | Hayes,Von                | 2        | 2        |          |     |     | 16        |
| 1985        | STL        | Leonard,Jeff             | 1        | 1        | 2        |     |     | 10        |
| 1985        | CIN        | Schmidt,Mike             |          | 1        | 3        |     |     | 6         |
| 1985        | LA         | Ray,Johnnie              | 1        |          |          |     |     | 5         |
| 1985        | STL        | Mahler,Rick              |          | 1        | 1        |     |     | 4         |
| 1985        | ATL        | McGee,Willie             |          | 1        |          |     |     | 3         |
| 1985        | SF         | Puhl,Terry               |          | 1        |          |     |     | 3         |
| 1985        | CIN        | Raines,Tim               |          | 1        |          |     |     | 3         |
| 1985        | LA         | Valenzuela,Fernando      |          | 1        |          |     |     | 3         |
| 1985        | STL        | Hernandez,Keith          |          |          | 1        |     |     | 1         |
| <b>1986</b> | <b>CIN</b> | <b>Schmidt,Mike</b>      | <b>5</b> | <b>2</b> | <b>1</b> |     |     | <b>32</b> |
| 1986        | SF         | Guerrero,Pedro           | 3        | 1        | 1        |     |     | 19        |
| 1986        | CHI        | Carter,Gary              |          | 3        |          |     |     | 9         |
| 1986        | CHI        | Valenzuela,Fernando      | 1        |          |          |     |     | 5         |
| 1986        | CHI        | Sandberg,Ryne            |          | 1        | 1        |     |     | 4         |
| 1986        | CHI        | Buckner,Bill             |          | 1        |          |     |     | 3         |
| 1986        | NYM        | Flannery,Tim             |          | 1        |          |     |     | 3         |
| 1986        | CIN        | Parker,Dave              |          |          | 2        |     |     | 2         |
| 1986        | CIN        | Raines,Tim               |          |          | 2        |     |     | 2         |
| 1986        | ATL        | McGee,Willie             |          |          | 1        |     |     | 1         |
| 1986        | SF         | Scioscia,Mike            |          |          | 1        |     |     | 1         |
| <b>1987</b> | <b>CIN</b> | <b>Schmidt,Mike</b>      | <b>8</b> | <b>1</b> |          |     |     | <b>43</b> |
| 1987        | CHI        | McReynolds,Kevin         | 1        | 5        | 2        |     |     | 22        |
| 1987        | CIN        | Raines,Tim               |          | 1        | 1        |     |     | 4         |
| 1987        | PIT        | Hayes,Von                |          |          |          | 1   |     | 3         |
| 1987        | PIT        | Hershiser,Orel           |          | 1        |          |     |     | 3         |
| 1987        | PHI        | Samuel,Juan              |          |          |          | 1   |     | 3         |
| 1987        | STL        | Smith,Ozzie              |          | 1        |          |     |     | 3         |
| 1987        | ATL        | Bream,Sid                |          |          | 2        |     |     | 2         |
| 1987        | CHI        | Sandberg,Ryne            |          |          | 2        |     |     | 2         |
| <b>1988</b> | <b>PHI</b> | <b>Clark,Will</b>        | <b>2</b> | <b>2</b> | <b>2</b> |     |     | <b>18</b> |
| <b>1988</b> | <b>LA</b>  | <b>Dawson,Andre</b>      | <b>3</b> |          | <b>3</b> |     |     | <b>18</b> |
| 1988        | SF         | Gwynn,Tony               | 2        | 2        |          |     |     | 16        |
| 1988        | CIN        | Schmidt,Mike             |          | 3        | 3        |     |     | 12        |
| 1988        | CIN        | Raines,Tim               | 1        | 1        | 1        |     |     | 9         |
| 1988        | STL        | Van Slyke,Andy           | 1        |          |          |     |     | 5         |
| 1988        | CIN        | Ready,Randy              |          | 1        |          |     |     | 3         |
| <b>1989</b> | <b>LA</b>  | <b>Strawberry,Darryl</b> | <b>2</b> | <b>5</b> |          |     |     | <b>25</b> |
| 1989        | PIT        | Galarraga,Andres         | 3        | 2        | 3        |     |     | 24        |
| 1989        | CIN        | Tudor,John               | 2        |          | 1        |     |     | 11        |
| 1989        | LA         | Dawson,Andre             | 2        |          |          |     |     | 10        |
| 1989        | CHI        | McReynolds,Kevin         |          | 1        | 4        |     |     | 7         |
| 1989        | SF         | Johnson,Howard           |          | 1        |          |     |     | 3         |
| 1989        | SF         | Gwynn,Tony               |          |          | 1        |     |     | 1         |
| <b>1990</b> | <b>SF</b>  | <b>Johnson,Howard</b>    | <b>4</b> | <b>4</b> | <b>1</b> |     |     | <b>33</b> |
| 1990        | CHI        | Sandberg,Ryne            | 4        |          | 1        |     |     | 21        |
| 1990        | NYM        | Smith,Lonnie             |          | 3        | 4        |     |     | 13        |
| 1990        | LA         | Mitchell,Kevin           |          | 1        | 3        |     |     | 6         |
| 1990        | ATL        | Blauser,Jeff             | 1        |          |          |     |     | 5         |
| 1990        | NYM        | Andersen,Larry           |          | 1        |          |     |     | 3         |
| <b>1991</b> | <b>CHI</b> | <b>Sandberg,Ryne</b>     | <b>7</b> | <b>3</b> |          |     |     | <b>91</b> |
| 1991        | CIN        | Murray,Eddie             | 1        | 3        | 2        |     |     | 41        |
| 1991        | CHI        | Dawson,Andre             | 1        | 1        | 1        | 1   | 1   | 26        |
| 1991        | NYM        | Larkin,Barry             |          | 1        | 2        |     | 1   | 18        |
| 1991        | SF         | Gant,Ron                 | 1        |          |          | 1   |     | 13        |
| 1991        | SF         | Daniels,Kal              |          | 1        |          | 1   | 1   | 11        |

### DVAL MVP Voting History - By Team

| Year | Team | Name                | 1st | 2nd | 3rd | 4th | 5th | PTS |
|------|------|---------------------|-----|-----|-----|-----|-----|-----|
| 1985 | ATL  | McGee,Willie        |     | 1   |     |     |     | 3   |
| 1986 | ATL  | McGee,Willie        |     |     | 1   |     |     | 1   |
| 1987 | ATL  | Bream,Sid           |     |     | 2   |     |     | 2   |
| 1990 | ATL  | Blauser,Jeff        | 1   |     |     |     |     | 5   |
| 1991 | ATL  | Bonilla,Bobby       |     |     | 1   |     |     | 5   |
| 1992 | ATL  | Bonilla,Bobby       | 2   | 1   |     |     |     | 27  |
| 1994 | ATL  | Dykstra,Lenny       |     |     | 1   |     |     | 5   |
| 1994 | ATL  | Piazza,Mike         |     |     |     |     | 1   | 1   |
| 1995 | ATL  | Bagwell,Jeff        | 2   | 1   | 3   |     | 1   | 43  |
| 1995 | ATL  | Piazza,Mike         |     | 1   |     | 1   | 2   | 12  |
| 1996 | ATL  | Piazza,Mike         |     | 2   |     | 1   | 4   | 21  |
| 1997 | ATL  | Piazza,Mike         |     |     |     |     | 2   | 2   |
| 1997 | ATL  | Brown,Kevin         |     |     |     |     | 1   | 1   |
| 1997 | ATL  | Caminiti,Ken        |     |     |     |     | 1   | 1   |
| 1998 | ATL  | Piazza,Mike         | 1   | 2   | 4   | 1   | 2   | 49  |
| 1998 | ATL  | Bagwell,Jeff        | 3   | 1   | 1   | 2   | 1   | 49  |
| 1999 | ATL  | Piazza,Mike         | 5   | 4   | 1   |     |     | 83  |
| 1999 | ATL  | Bagwell,Jeff        | 1   | 2   | 1   | 1   | 1   | 33  |
| 1999 | ATL  | Alou,Moises         |     |     |     | 1   |     | 3   |
| 2000 | ATL  | Piazza,Mike         | 1   |     |     | 2   |     | 16  |
| 2000 | ATL  | Bagwell,Jeff        |     |     | 1   |     |     | 5   |
| 2000 | ATL  | Womack,Tony         |     |     |     |     | 1   | 1   |
| 2001 | ATL  | Bagwell,Jeff        | 1   | 5   | 1   | 1   |     | 53  |
| 2001 | ATL  | Brown,Kevin         |     |     | 1   |     | 1   | 6   |
| 2001 | ATL  | Piazza,Mike         |     |     |     |     | 2   | 2   |
| 2002 | ATL  | Bagwell,Jeff        |     | 2   | 1   | 2   | 2   | 27  |
| 2003 | ATL  | Millar,Kevin        |     |     | 1   |     |     | 5   |
| 2008 | ATL  | Lee,Carlos          | 1   | 3   |     | 4   |     | 43  |
| 2010 | ATL  | Lee,Carlos          |     |     | 2   | 1   | 1   | 14  |
| 2013 | ATL  | Encarnacion,Edwin   | 1   |     | 3   | 1   | 2   | 30  |
| 2014 | ATL  | Encarnacion,Edwin   |     | 6   | 2   | 1   | 2   | 57  |
| 2015 | ATL  | Encarnacion,Edwin   |     | 1   |     |     |     | 7   |
| 2016 | ATL  | Encarnacion,Edwin   |     |     | 1   |     |     | 5   |
| 2017 | ATL  | Encarnacion,Edwin   |     |     |     | 1   |     | 3   |
| 1986 | CHI  | Carter,Gary         |     | 3   |     |     |     | 9   |
| 1986 | CHI  | Valenzuela,Fernando | 1   |     |     |     |     | 5   |
| 1986 | CHI  | Sandberg,Ryne       |     | 1   | 1   |     |     | 4   |
| 1986 | CHI  | Buckner,Bill        |     | 1   |     |     |     | 3   |
| 1987 | CHI  | McReynolds,Kevin    | 1   | 5   | 2   |     |     | 22  |
| 1987 | CHI  | Sandberg,Ryne       |     |     | 2   |     |     | 2   |
| 1989 | CHI  | McReynolds,Kevin    |     | 1   | 4   |     |     | 7   |
| 1990 | CHI  | Sandberg,Ryne       | 4   |     | 1   |     |     | 21  |
| 1991 | CHI  | Sandberg,Ryne       | 7   | 3   |     |     |     | 91  |
| 1991 | CHI  | Dawson,Andre        | 1   | 1   | 1   | 1   | 1   | 26  |
| 1991 | CHI  | McReynolds,Kevin    |     |     |     | 1   | 1   | 4   |
| 1992 | CHI  | Palmeiro,Rafael     |     | 1   | 1   | 1   |     | 15  |
| 1992 | CHI  | Zeile,Todd          |     |     | 1   |     |     | 5   |
| 1992 | CHI  | Dawson,Andre        |     |     |     | 1   |     | 3   |
| 1993 | CHI  | Sandberg,Ryne       |     |     | 1   |     | 3   | 8   |
| 1993 | CHI  | Carter,Joe          |     |     | 1   |     |     | 5   |
| 1994 | CHI  | Palmeiro,Rafael     | 1   | 4   | 1   |     |     | 43  |
| 1995 | CHI  | Palmeiro,Rafael     |     |     |     |     | 1   | 1   |
| 1997 | CHI  | Palmeiro,Rafael     |     |     | 1   |     |     | 5   |
| 2000 | CHI  | Burnitz,Jeromy      |     | 1   | 1   | 3   |     | 21  |
| 2002 | CHI  | Maddux,Greg         |     |     |     | 1   |     | 3   |
| 2002 | CHI  | Klesko,Ryan         |     |     |     | 1   |     | 3   |
| 2004 | CHI  | Lopez,Javier        | 1   | 1   | 3   | 1   | 2   | 37  |

### DVAL MVP Voting History - By Year

| Year        | Team       | Name                  | 1st      | 2nd      | 3rd      | 4th      | 5th      | PTS        |
|-------------|------------|-----------------------|----------|----------|----------|----------|----------|------------|
| 1991        | CIN        | Drabek,Doug           |          |          |          | 3        | 1        | 10         |
| 1991        | LA         | Bonds,Barry           |          |          | 1        | 1        |          | 8          |
| 1991        | STL        | Kruk,John             |          |          | 1        | 1        |          | 8          |
| 1991        | CIN        | McGee,Willie          |          | 1        |          |          | 1        | 8          |
| 1991        | CIN        | Roberts,Bip           |          |          | 1        |          | 1        | 6          |
| 1991        | ATL        | Bonilla,Bobby         |          |          | 1        |          |          | 5          |
| 1991        | LA         | Williams,Matt         |          |          | 1        |          |          | 5          |
| 1991        | CHI        | McReynolds,Kevin      |          |          |          | 1        | 1        | 4          |
| 1991        | NYM        | Milligan,Randy        |          |          |          | 1        |          | 3          |
| 1991        | CIN        | Eckersley,Dennis      |          |          |          |          | 1        | 1          |
| 1991        | LA         | Lavalliere,Mike       |          |          |          |          | 1        | 1          |
| 1991        | SF         | Welch,Bob             |          |          |          |          | 1        | 1          |
| <b>1992</b> | <b>NYM</b> | <b>Morris,Hal</b>     | <b>4</b> |          | <b>1</b> | <b>1</b> | <b>4</b> | <b>52</b>  |
| 1992        | LA         | Bonds,Barry           | 1        | 3        | 3        |          |          | 46         |
| 1992        | LA         | Williams,Matt         | 2        | 2        | 1        |          |          | 39         |
| 1992        | ATL        | Bonilla,Bobby         | 2        | 1        |          |          |          | 27         |
| 1992        | STL        | Nixon,Otis            |          | 1        | 1        | 2        | 1        | 19         |
| 1992        | NYM        | Gullickson,Bill       | 1        |          | 1        | 1        |          | 18         |
| 1992        | CHI        | Palmeiro,Rafael       |          | 1        | 1        | 1        |          | 15         |
| 1992        | CIN        | Raines,Tim            |          | 1        |          | 1        | 1        | 11         |
| 1992        | STL        | Langston,Mark         |          | 1        |          | 1        |          | 10         |
| 1992        | STL        | Martinez,Dennis       |          |          | 1        | 1        |          | 8          |
| 1992        | CHI        | Zeile,Todd            |          |          | 1        |          |          | 5          |
| 1992        | PHI        | Clark,Will            |          |          |          | 1        |          | 3          |
| 1992        | CHI        | Dawson,Andre          |          |          |          | 1        |          | 3          |
| 1992        | PIT        | Maddux,Mike           |          |          |          |          | 3        | 3          |
| 1992        | NYM        | Davis,Chili           |          |          |          |          | 1        | 1          |
| <b>1993</b> | <b>CIN</b> | <b>Daulton,Darren</b> | <b>8</b> | <b>3</b> | <b>1</b> |          |          | <b>106</b> |
| 1993        | CIN        | Sheffield,Gary        | 3        | 7        | 1        |          |          | 84         |
| 1993        | LA         | Bonds,Barry           |          | 2        | 7        | 2        |          | 55         |
| 1993        | STL        | Van Slyke,Andy        | 1        |          | 1        | 7        | 2        | 38         |
| 1993        | CHI        | Sandberg,Ryne         |          |          | 1        |          | 3        | 8          |
| 1993        | CHI        | Carter,Joe            |          |          | 1        |          |          | 5          |
| 1993        | LA         | Rojas,Mel             |          |          |          | 1        | 2        | 5          |
| 1993        | NYM        | Maddux,Greg           |          |          |          |          | 1        | 3          |
| 1993        | STL        | Nixon,Otis            |          |          |          | 1        |          | 3          |
| 1993        | PHI        | Butler,Brett          |          |          |          |          | 2        | 2          |
| 1993        | HOU        | Bell,Jay              |          |          |          |          | 1        | 1          |
| 1993        | NYM        | Benes,Andy            |          |          |          |          | 1        | 1          |
| 1993        | NYM        | Larkin,Barry          |          |          |          |          | 1        | 1          |
| <b>1994</b> | <b>LA</b>  | <b>Bonds,Barry</b>    | <b>7</b> | <b>2</b> | <b>1</b> |          |          | <b>89</b>  |
| 1994        | PIT        | Galarraga,Andres      | 3        | 3        | 3        | 1        | 1        | 70         |
| 1994        | CHI        | Palmeiro,Rafael       | 1        | 4        | 1        |          |          | 43         |
| 1994        | PIT        | Gwynn,Tony            | 1        |          | 2        | 2        | 2        | 28         |
| 1994        | PIT        | O'Neill,Paul          |          | 1        |          | 1        | 1        | 11         |
| 1994        | LA         | Smoltz,John           |          |          |          | 3        | 2        | 11         |
| 1994        | LA         | Grace,Mark            |          |          | 2        |          |          | 10         |
| 1994        | PIT        | Hayes,Charlie         |          | 1        |          | 1        |          | 10         |
| 1994        | NYM        | Jefferies,Greg        |          | 1        |          | 1        |          | 10         |
| 1994        | STL        | Kruk,John             |          |          |          | 2        | 1        | 7          |
| 1994        | HOU        | Bell,Jay              |          |          | 1        |          |          | 5          |
| 1994        | ATL        | Dykstra,Lenny         |          |          | 1        |          |          | 5          |
| 1994        | NYM        | Gilkey,Bernard        |          |          | 1        |          |          | 5          |
| 1994        | NYM        | Maddux,Greg           |          |          |          | 1        |          | 3          |
| 1994        | PIT        | Alomar,Roberto        |          |          |          |          | 1        | 1          |
| 1994        | NYM        | Butler,Brett          |          |          |          |          | 1        | 1          |
| 1994        | LA         | Candiotti,Tom         |          |          |          |          | 1        | 1          |

### DVAL MVP Voting History - By Team

| Year | Team | Name             | 1st | 2nd | 3rd | 4th | 5th | PTS |
|------|------|------------------|-----|-----|-----|-----|-----|-----|
| 2004 | CHI  | Edmonds,Jim      |     |     | 1   |     |     | 5   |
| 2004 | CHI  | Cormier,Rheal    |     |     |     | 1   |     | 3   |
| 2006 | CHI  | Ensberg,Morgan   |     |     |     |     | 1   | 1   |
| 2007 | CHI  | Ramirez,Hanley   | 4   | 3   | 1   | 1   |     | 69  |
| 2007 | CHI  | Soriano,Alfonso  | 2   | 1   | 2   | 1   | 2   | 42  |
| 2007 | CHI  | Beltran,Carlos   |     |     | 1   |     |     | 5   |
| 2008 | CHI  | Ramirez,Hanley   | 10  |     | 1   |     |     | 105 |
| 2008 | CHI  | Ramirez,Aramis   |     |     |     | 1   |     | 3   |
| 2008 | CHI  | Saito,Takashi    |     |     |     |     | 3   | 3   |
| 2009 | CHI  | Ramirez,Hanley   | 10  | 2   |     |     |     | 114 |
| 2009 | CHI  | Beltran,Carlos   | 1   |     | 3   | 1   |     | 28  |
| 2009 | CHI  | Gonzalez,Adrian  |     |     | 2   |     |     | 10  |
| 2010 | CHI  | Ramirez,Hanley   | 5   | 1   | 1   | 3   | 1   | 72  |
| 2010 | CHI  | Pujols,Albert    | 2   | 5   | 2   | 1   | 1   | 69  |
| 2011 | CHI  | Ramirez,Hanley   | 1   |     | 4   | 1   | 3   | 36  |
| 2011 | CHI  | Huff,Aubrey      |     |     |     | 1   |     | 3   |
| 2011 | CHI  | Wainwright,Adam  |     |     |     |     | 1   | 1   |
| 2015 | CHI  | Stubbs,Drew      | 2   |     | 2   |     | 1   | 31  |
| 2016 | CHI  | Cespedes,Yoenis  |     |     | 1   | 1   |     | 8   |
| 2017 | CHI  | Rizzo,Anthony    | 5   | 5   | 1   |     | 1   | 91  |
| 2017 | CHI  | Beltran,Carlos   |     | 1   | 1   | 4   | 2   | 26  |
| 1985 | CIN  | Schmidt,Mike     |     | 1   | 3   |     |     | 6   |
| 1985 | CIN  | Raines,Tim       |     | 1   |     |     |     | 3   |
| 1986 | CIN  | Schmidt,Mike     | 5   | 2   | 1   |     |     | 32  |
| 1986 | CIN  | Parker,Dave      |     |     | 2   |     |     | 2   |
| 1986 | CIN  | Raines,Tim       |     |     | 2   |     |     | 2   |
| 1987 | CIN  | Schmidt,Mike     | 8   | 1   |     |     |     | 43  |
| 1987 | CIN  | Raines,Tim       |     | 1   | 1   |     |     | 4   |
| 1988 | CIN  | Schmidt,Mike     |     | 3   | 3   |     |     | 12  |
| 1988 | CIN  | Raines,Tim       | 1   | 1   | 1   |     |     | 9   |
| 1988 | CIN  | Ready,Randy      |     | 1   |     |     |     | 3   |
| 1989 | CIN  | Tudor,John       | 2   |     | 1   |     |     | 11  |
| 1991 | CIN  | Murray,Eddie     | 1   | 3   | 2   |     |     | 41  |
| 1991 | CIN  | Drabek,Doug      |     |     |     | 3   | 1   | 10  |
| 1991 | CIN  | McGee,Willie     |     | 1   |     |     | 1   | 8   |
| 1991 | CIN  | Roberts,Bip      |     |     | 1   |     | 1   | 6   |
| 1991 | CIN  | Eckersley,Dennis |     |     |     |     | 1   | 1   |
| 1992 | CIN  | Raines,Tim       |     | 1   |     | 1   | 1   | 11  |
| 1993 | CIN  | Daulton,Darren   | 8   | 3   | 1   |     |     | 106 |
| 1993 | CIN  | Sheffield,Gary   | 3   | 7   | 1   |     |     | 84  |
| 1995 | CIN  | Sosa,Sammy       |     |     |     | 4   | 1   | 13  |
| 1995 | CIN  | Cone,David       |     |     |     |     | 1   | 1   |
| 1996 | CIN  | Bonilla,Bobby    |     | 2   | 1   | 2   | 1   | 26  |
| 1997 | CIN  | Sheffield,Gary   | 6   | 1   | 4   | 1   |     | 90  |
| 1998 | CIN  | Shaw,Jeff        |     |     |     | 1   |     | 3   |
| 1999 | CIN  | Sosa,Sammy       | 4   | 1   | 2   | 2   | 1   | 64  |
| 1999 | CIN  | Rolen,Scott      |     |     | 1   | 6   | 1   | 24  |
| 2000 | CIN  | Sosa,Sammy       | 7   | 3   | 1   |     |     | 96  |
| 2000 | CIN  | Palmeiro,Rafael  |     | 3   | 1   |     | 1   | 27  |
| 2000 | CIN  | Sheffield,Gary   |     |     |     |     | 1   | 1   |
| 2001 | CIN  | Sosa,Sammy       | 3   | 1   | 3   | 1   |     | 55  |
| 2001 | CIN  | Sheffield,Gary   | 3   | 1   | 1   | 2   |     | 48  |
| 2001 | CIN  | Hampton,Mike     |     |     |     |     | 1   | 1   |
| 2001 | CIN  | Larkin,Barry     |     |     |     |     | 1   | 1   |
| 2002 | CIN  | Sosa,Sammy       |     | 1   | 2   |     | 1   | 18  |
| 2003 | CIN  | Sosa,Sammy       |     |     |     |     | 1   | 1   |
| 2004 | CIN  | Vazquez,Javier   |     |     |     | 1   |     | 3   |

### DVAL MVP Voting History - By Year

| Year        | Team       | Name                   | 1st       | 2nd      | 3rd      | 4th      | 5th      | PTS        |
|-------------|------------|------------------------|-----------|----------|----------|----------|----------|------------|
| 1994        | ATL        | Piazza, Mike           |           |          |          |          | 1        | 1          |
| 1994        | LA         | Williams, Matt         |           |          |          |          | 1        | 1          |
| <b>1995</b> | <b>LA</b>  | <b>Bonds, Barry</b>    | <b>3</b>  | <b>5</b> | <b>1</b> | <b>1</b> |          | <b>73</b>  |
| 1995        | PIT        | Galarraga, Andres      | 2         | 4        | 3        | 1        |          | 66         |
| 1995        | PIT        | Gwynn, Tony            | 4         | 1        | 2        | 1        | 1        | 61         |
| 1995        | ATL        | Bagwell, Jeff          | 2         | 1        | 3        |          | 1        | 43         |
| 1995        | NYM        | Biggio, Craig          |           |          | 2        | 2        | 2        | 18         |
| 1995        | CIN        | Sosa, Sammy            |           |          |          | 4        | 1        | 13         |
| 1995        | ATL        | Piazza, Mike           |           | 1        |          | 1        | 2        | 12         |
| 1995        | NYM        | Larkin, Barry          | 1         |          |          |          |          | 10         |
| 1995        | PIT        | O'Neill, Paul          |           |          |          | 2        | 1        | 7          |
| 1995        | HOU        | Walker, Larry          |           |          | 1        |          |          | 5          |
| 1995        | NYM        | Butler, Brett          |           |          |          |          | 2        | 2          |
| 1995        | CIN        | Cone, David            |           |          |          |          | 1        | 1          |
| 1995        | CHI        | Palmeiro, Rafael       |           |          |          |          | 1        | 1          |
| <b>1996</b> | <b>HOU</b> | <b>Walker, Larry</b>   | <b>11</b> | <b>1</b> |          |          |          | <b>117</b> |
| 1996        | STL        | Bichette, Dante        | 1         | 3        | 4        | 1        |          | 54         |
| 1996        | LA         | Bonds, Barry           |           | 2        | 3        | 1        |          | 32         |
| 1996        | CIN        | Bonilla, Bobby         |           | 2        | 1        | 2        | 1        | 26         |
| 1996        | ATL        | Piazza, Mike           |           | 2        |          | 1        | 4        | 21         |
| 1996        | HOU        | Castilla, Vinny        |           | 1        | 1        |          | 2        | 14         |
| 1996        | NYM        | Larkin, Barry          |           |          | 1        | 2        | 1        | 12         |
| 1996        | LA         | Sanders, Reggie        |           |          | 1        | 1        | 1        | 9          |
| 1996        | LA         | Schourek, Pete         |           | 1        |          |          |          | 7          |
| 1996        | NYM        | Maddux, Greg           |           |          |          | 1        | 2        | 5          |
| 1996        | LA         | Martinez, Ramon        |           |          | 1        |          |          | 5          |
| 1996        | HOU        | Davis, Chili           |           |          |          | 1        |          | 3          |
| 1996        | LA         | Grace, Mark            |           |          |          | 1        |          | 3          |
| 1996        | NYM        | Worrell, Todd          |           |          |          | 1        |          | 3          |
| 1996        | SD         | Lankford, Ray          |           |          |          |          | 1        | 1          |
| <b>1997</b> | <b>CIN</b> | <b>Sheffield, Gary</b> | <b>6</b>  | <b>1</b> | <b>4</b> | <b>1</b> |          | <b>90</b>  |
| 1997        | PIT        | Galarraga, Andres      | 3         | 3        | 2        | 1        |          | 64         |
| 1997        | PHI        | Burks, Ellis           | 1         | 2        | 2        | 3        | 2        | 45         |
| 1997        | LA         | Williams, Matt         | 2         |          | 1        | 1        | 2        | 30         |
| 1997        | NYM        | Fassero, Jeff          |           | 2        |          | 1        | 2        | 19         |
| 1997        | PIT        | Gwynn, Tony            |           | 2        |          |          |          | 14         |
| 1997        | LA         | Grace, Mark            |           | 1        | 1        |          | 1        | 13         |
| 1997        | NYM        | Gilkey, Bernard        |           |          | 1        | 2        |          | 11         |
| 1997        | LA         | Bonds, Barry           |           | 1        |          |          |          | 7          |
| 1997        | CHI        | Palmeiro, Rafael       |           |          | 1        |          |          | 5          |
| 1997        | STL        | Bichette, Dante        |           |          |          | 1        | 1        | 4          |
| 1997        | HOU        | Davis, Chili           |           |          |          | 1        |          | 3          |
| 1997        | NYM        | Henderson, Rickey      |           |          |          | 1        |          | 3          |
| 1997        | ATL        | Piazza, Mike           |           |          |          |          | 2        | 2          |
| 1997        | ATL        | Brown, Kevin           |           |          |          |          | 1        | 1          |
| 1997        | ATL        | Caminiti, Ken          |           |          |          |          | 1        | 1          |
| <b>1998</b> | <b>STL</b> | <b>McGwire, Mark</b>   | <b>4</b>  | <b>2</b> | <b>2</b> | <b>1</b> | <b>2</b> | <b>69</b>  |
| 1998        | HOU        | Walker, Larry          | 3         | 2        | 4        | 1        | 1        | 68         |
| 1998        | ATL        | Bagwell, Jeff          | 3         | 1        | 1        | 2        | 1        | 49         |
| 1998        | ATL        | Piazza, Mike           | 1         | 2        | 4        | 1        | 2        | 49         |
| 1998        | LA         | Bonds, Barry           | 1         | 2        | 1        | 1        | 3        | 35         |
| 1998        | PIT        | Gwynn, Tony            |           | 2        |          | 1        | 1        | 18         |
| 1998        | STL        | Martinez, Pedro        |           | 1        |          | 1        |          | 10         |
| 1998        | NYM        | Maddux, Greg           |           |          |          |          | 2        | 6          |
| 1998        | STL        | Henderson, Rickey      |           |          |          | 1        | 1        | 4          |
| 1998        | CIN        | Shaw, Jeff             |           |          |          | 1        |          | 3          |
| 1998        | PHI        | Clark, Mark            |           |          |          |          | 1        | 1          |

### DVAL MVP Voting History - By Team

| Year | Team | Name                 | 1st | 2nd | 3rd | 4th | 5th | PTS |   |
|------|------|----------------------|-----|-----|-----|-----|-----|-----|---|
| 2004 | CIN  | Giles, Marcus        |     |     |     |     | 2   | 2   |   |
| 2005 | CIN  | Abreu, Bobby         |     |     | 1   | 3   | 2   | 16  |   |
| 2006 | CIN  | Tracy, Chad          |     |     | 2   |     |     | 10  |   |
| 2006 | CIN  | Giles, Marcus        |     |     |     |     | 1   | 1   |   |
| 2009 | CIN  | Jones, Chipper       |     | 1   | 1   | 2   |     | 18  |   |
| 2009 | CIN  | Billingsley, Chad    |     |     |     |     | 1   | 1   |   |
| 2011 | CIN  | Votto, Joey          |     | 10  | 1   |     |     | 75  |   |
| 2012 | CIN  | Votto, Joey          |     |     | 2   | 2   | 2   | 18  |   |
| 2013 | CIN  | Medlen, Kris         |     |     |     | 2   |     | 6   |   |
| 2013 | CIN  | Castro, Starlin      |     |     |     | 1   | 1   | 4   |   |
| 2013 | CIN  | Heyward, Jason       |     |     |     |     | 1   | 1   |   |
| 2013 | CIN  | Votto, Joey          |     |     |     |     | 1   | 1   |   |
| 2014 | CIN  | Votto, Joey          |     |     | 3   | 1   | 1   | 19  |   |
| 2014 | CIN  | Carpenter, Matt      |     | 1   | 1   |     |     | 12  |   |
| 2015 | CIN  | Castro, Starlin      |     |     |     | 3   | 1   | 10  |   |
| 2016 | CIN  | Braun, Ryan          |     | 1   | 4   | 1   | 2   | 32  |   |
| 2016 | CIN  | Votto, Joey          |     | 1   | 3   | 1   |     | 25  |   |
| 2017 | CIN  | Murphy, Daniel       | 5   | 4   | 1   | 1   |     | 86  |   |
| 2017 | CIN  | Votto, Joey          |     | 1   |     |     |     | 7   |   |
| 2017 | CIN  | Rendon, Anthony      |     |     |     |     | 1   | 1   |   |
| 2017 | CIN  | Braun, Ryan          |     |     |     |     | 1   | 1   |   |
| 1993 | HOU  | Bell, Jay            |     |     |     |     | 1   | 1   |   |
| 1994 | HOU  | Bell, Jay            |     |     |     |     |     | 5   |   |
| 1995 | HOU  | Walker, Larry        |     |     |     | 1   |     | 5   |   |
| 1996 | HOU  | Walker, Larry        | 11  | 1   |     |     |     | 117 |   |
| 1996 | HOU  | Castilla, Vinny      |     | 1   | 1   |     | 2   | 14  |   |
| 1996 | HOU  | Davis, Chili         |     |     |     | 1   |     | 3   |   |
| 1997 | HOU  | Davis, Chili         |     |     |     | 1   |     | 3   |   |
| 1998 | HOU  | Walker, Larry        | 3   | 2   | 4   | 1   | 1   | 68  |   |
| 1999 | HOU  | Vaughn, Greg         |     |     | 1   |     |     | 5   |   |
| 2000 | HOU  | Helton, Todd         |     | 2   |     | 1   |     | 23  |   |
| 2000 | HOU  | Walker, Larry        |     |     |     | 1   | 2   | 5   |   |
| 2001 | HOU  | Helton, Todd         | 3   | 2   |     | 2   |     | 50  |   |
| 2002 | HOU  | Pujols, Albert       |     | 1   | 1   | 2   | 2   | 20  |   |
| 2002 | HOU  | Helton, Todd         |     |     |     | 1   | 1   | 4   |   |
| 2003 | HOU  | Green, Shawn         | 4   | 4   | 3   |     |     | 83  |   |
| 2003 | HOU  | Walker, Larry        |     |     |     |     | 2   | 2   |   |
| 2004 | HOU  | Helton, Todd         | 6   | 2   | 1   | 1   |     | 82  |   |
| 2004 | HOU  | Pujols, Albert       | 1   | 4   | 3   | 3   | 1   | 63  |   |
| 2005 | HOU  | Pujols, Albert       | 1   | 5   | 6   |     |     | 75  |   |
| 2005 | HOU  | Kent, Jeff           |     |     |     |     | 1   | 3   |   |
| 2006 | HOU  | Pujols, Albert       |     |     |     | 7   | 1   | 38  |   |
| 2006 | HOU  | Floyd, Cliff         |     |     |     |     | 2   | 6   |   |
| 2007 | HOU  | Pujols, Albert       |     |     |     |     |     | 1   | 1 |
| 2008 | HOU  | Phillips, Brandon    |     | 2   | 2   | 1   | 1   | 28  |   |
| 2008 | HOU  | Pujols, Albert       |     | 1   | 1   | 1   |     | 15  |   |
| 2009 | HOU  | Pujols, Albert       | 1   | 6   | 1   |     |     | 57  |   |
| 2009 | HOU  | Kemp, Matt           |     | 1   |     |     |     | 7   |   |
| 2010 | HOU  | Phillips, Brandon    |     |     |     |     | 2   | 2   |   |
| 2011 | HOU  | Tabata, Jose         |     |     |     | 1   |     | 5   |   |
| 2011 | HOU  | Phillips, Brandon    |     |     |     |     | 1   | 3   |   |
| 2012 | HOU  | Kemp, Matt           | 3   | 5   | 2   |     | 1   | 76  |   |
| 2013 | HOU  | Goldschmidt, Paul    |     |     |     |     | 1   | 1   | 4 |
| 1985 | LA   | Ray, Johnnie         |     | 1   |     |     |     | 5   |   |
| 1985 | LA   | Valenzuela, Fernando |     |     | 1   |     |     | 3   |   |
| 1988 | LA   | Dawson, Andre        | 3   |     | 3   |     |     | 18  |   |
| 1989 | LA   | Strawberry, Darryl   | 2   | 5   |     |     |     | 25  |   |

### DVAL MVP Voting History - By Year

| Year | Team | Name                | 1st       | 2nd      | 3rd      | 4th      | 5th | PTS        |
|------|------|---------------------|-----------|----------|----------|----------|-----|------------|
| 1999 | ATL  | <b>Piazza, Mike</b> | <b>5</b>  | <b>4</b> | <b>1</b> |          |     | <b>83</b>  |
| 1999 | CIN  | Sosa, Sammy         | 4         | 1        | 2        | 2        | 1   | 64         |
| 1999 | STL  | McGwire, Mark       | 2         | 2        | 4        |          |     | 54         |
| 1999 | ATL  | Bagwell, Jeff       | 1         | 2        | 1        | 1        | 1   | 33         |
| 1999 | CIN  | Rolen, Scott        |           |          | 1        | 6        | 1   | 24         |
| 1999 | MON  | Jones, Chipper      |           | 1        | 1        |          |     | 12         |
| 1999 | LA   | Bonds, Barry        |           | 1        |          |          | 3   | 10         |
| 1999 | PHI  | Olerud, John        |           | 1        |          |          | 1   | 8          |
| 1999 | PIT  | Glavine, Tom        |           |          | 1        |          | 2   | 7          |
| 1999 | HOU  | Vaughn, Greg        |           |          | 1        |          |     | 5          |
| 1999 | ATL  | Alou, Moises        |           |          |          | 1        |     | 3          |
| 1999 | SF   | Jordan, Brian       |           |          |          | 1        |     | 3          |
| 1999 | STL  | Martinez, Pedro     |           |          |          | 1        |     | 3          |
| 1999 | NYM  | Biggio, Craig       |           |          |          |          | 1   | 1          |
| 1999 | PIT  | Gwynn, Tony         |           |          |          |          | 1   | 1          |
| 1999 | STL  | Henderson, Rickey   |           |          |          |          | 1   | 1          |
| 2000 | CIN  | <b>Sosa, Sammy</b>  | <b>7</b>  | <b>3</b> | <b>1</b> |          |     | <b>96</b>  |
| 2000 | STL  | Martinez, Pedro     | 2         | 2        | 2        | 1        |     | 47         |
| 2000 | PHI  | Olerud, John        |           | 2        | 2        | 2        | 1   | 31         |
| 2000 | CIN  | Palmeiro, Rafael    |           | 3        | 1        |          | 1   | 27         |
| 2000 | HOU  | Helton, Todd        | 2         |          |          | 1        |     | 23         |
| 2000 | CHI  | Burnitz, Jeromy     |           | 1        | 1        | 3        |     | 21         |
| 2000 | SF   | Guerrero, Vladimir  |           | 1        | 1        | 2        | 1   | 19         |
| 2000 | ATL  | Piazza, Mike        | 1         |          |          | 2        |     | 16         |
| 2000 | PHI  | Everett, Carl       |           |          | 2        |          | 2   | 12         |
| 2000 | STL  | Hoffman, Trevor     |           |          | 1        |          | 1   | 6          |
| 2000 | ATL  | Bagwell, Jeff       |           |          | 1        |          |     | 5          |
| 2000 | HOU  | Walker, Larry       |           |          |          | 1        | 2   | 5          |
| 2000 | SF   | Giles, Brian        |           |          |          |          | 1   | 1          |
| 2000 | MON  | Jones, Chipper      |           |          |          |          | 1   | 1          |
| 2000 | CIN  | Sheffield, Gary     |           |          |          |          | 1   | 1          |
| 2000 | ATL  | Womack, Tony        |           |          |          |          | 1   | 1          |
| 2001 | CIN  | <b>Sosa, Sammy</b>  | <b>3</b>  | <b>1</b> | <b>3</b> | <b>1</b> |     | <b>55</b>  |
| 2001 | ATL  | Bagwell, Jeff       | 1         | 5        | 1        | 1        |     | 53         |
| 2001 | HOU  | Helton, Todd        | 3         | 2        |          | 2        |     | 50         |
| 2001 | CIN  | Sheffield, Gary     | 3         | 1        | 1        | 2        |     | 48         |
| 2001 | SF   | Guerrero, Vladimir  | 1         | 1        | 2        | 4        |     | 39         |
| 2001 | LA   | Bonds, Barry        | 1         | 1        | 1        |          | 3   | 25         |
| 2001 | STL  | Martinez, Pedro     |           |          | 3        |          |     | 15         |
| 2001 | MON  | Jones, Chipper      |           | 1        |          | 2        | 1   | 14         |
| 2001 | ATL  | Brown, Kevin        |           |          | 1        |          | 1   | 6          |
| 2001 | ATL  | Piazza, Mike        |           |          |          |          | 2   | 2          |
| 2001 | SD   | Vidro, Jose         |           |          |          |          | 2   | 2          |
| 2001 | NYM  | Cirillo, Jeff       |           |          |          |          | 1   | 1          |
| 2001 | CIN  | Hampton, Mike       |           |          |          |          | 1   | 1          |
| 2001 | CIN  | Larkin, Barry       |           |          |          |          | 1   | 1          |
| 2002 | LA   | <b>Bonds, Barry</b> | <b>11</b> | <b>1</b> |          |          |     | <b>117</b> |
| 2002 | STL  | Gonzalez, Luis      | 1         | 4        | 3        | 2        |     | 59         |
| 2002 | SF   | Boone, Bret         |           | 1        | 5        | 1        |     | 35         |
| 2002 | ATL  | Bagwell, Jeff       | 2         | 1        | 2        | 2        |     | 27         |
| 2002 | HOU  | Pujols, Albert      | 1         | 1        | 2        | 2        |     | 20         |
| 2002 | CIN  | Sosa, Sammy         | 1         | 2        |          |          | 1   | 18         |
| 2002 | NYM  | Berkman, Lance      |           | 1        |          |          | 2   | 9          |
| 2002 | PIT  | Glavine, Tom        |           | 1        |          |          |     | 7          |
| 2002 | HOU  | Helton, Todd        |           |          |          | 1        | 1   | 4          |
| 2002 | SF   | Edmonds, Jim        |           |          |          | 1        |     | 3          |
| 2002 | CHI  | Klesko, Ryan        |           |          |          | 1        |     | 3          |

### DVAL MVP Voting History - By Team

| Year | Team | Name              | 1st | 2nd | 3rd | 4th | 5th | PTS |
|------|------|-------------------|-----|-----|-----|-----|-----|-----|
| 1989 | LA   | Dawson, Andre     | 2   |     |     |     |     | 10  |
| 1990 | LA   | Mitchell, Kevin   |     | 1   | 3   |     |     | 6   |
| 1991 | LA   | Bonds, Barry      |     |     | 1   | 1   |     | 8   |
| 1991 | LA   | Williams, Matt    |     |     | 1   |     |     | 5   |
| 1991 | LA   | Lavalliere, Mike  |     |     |     |     | 1   | 1   |
| 1992 | LA   | Bonds, Barry      | 1   | 3   | 3   |     |     | 46  |
| 1992 | LA   | Williams, Matt    | 2   | 2   | 1   |     |     | 39  |
| 1993 | LA   | Bonds, Barry      |     | 2   | 7   | 2   |     | 55  |
| 1993 | LA   | Rojas, Mel        |     |     |     | 1   | 2   | 5   |
| 1994 | LA   | Bonds, Barry      | 7   | 2   | 1   |     |     | 89  |
| 1994 | LA   | Smoltz, John      |     |     |     | 3   | 2   | 11  |
| 1994 | LA   | Grace, Mark       |     |     | 2   |     |     | 10  |
| 1994 | LA   | Candiotti, Tom    |     |     |     |     | 1   | 1   |
| 1994 | LA   | Williams, Matt    |     |     |     |     | 1   | 1   |
| 1995 | LA   | Bonds, Barry      | 3   | 5   | 1   | 1   |     | 73  |
| 1996 | LA   | Bonds, Barry      |     | 2   | 3   | 1   |     | 32  |
| 1996 | LA   | Sanders, Reggie   |     |     | 1   | 1   | 1   | 9   |
| 1996 | LA   | Schourek, Pete    |     | 1   |     |     |     | 7   |
| 1996 | LA   | Martinez, Ramon   |     |     | 1   |     |     | 5   |
| 1996 | LA   | Grace, Mark       |     |     |     | 1   |     | 3   |
| 1997 | LA   | Williams, Matt    | 2   |     | 1   | 1   | 2   | 30  |
| 1997 | LA   | Grace, Mark       |     | 1   | 1   |     | 1   | 13  |
| 1997 | LA   | Bonds, Barry      |     | 1   |     |     |     | 7   |
| 1998 | LA   | Bonds, Barry      | 1   | 2   | 1   | 1   | 3   | 35  |
| 1999 | LA   | Bonds, Barry      |     | 1   |     |     | 3   | 10  |
| 2001 | LA   | Bonds, Barry      | 1   | 1   | 1   |     | 3   | 25  |
| 2002 | LA   | Bonds, Barry      | 11  | 1   |     |     |     | 117 |
| 2002 | LA   | Penny, Brad       |     |     |     | 1   |     | 3   |
| 2002 | LA   | Nen, Robb         |     |     |     |     | 1   | 1   |
| 2003 | LA   | Bonds, Barry      | 5   | 2   | 2   | 2   |     | 80  |
| 2003 | LA   | Lofton, Kenny     |     | 1   |     |     |     | 7   |
| 2003 | LA   | Nen, Robb         |     |     | 1   |     |     | 5   |
| 2004 | LA   | Bonds, Barry      | 4   | 2   | 1   | 4   | 1   | 72  |
| 2004 | LA   | Sanders, Reggie   |     |     |     |     | 1   | 1   |
| 2004 | LA   | Thome, Jim        |     |     |     |     | 1   | 1   |
| 2005 | LA   | Bonds, Barry      | 10  | 2   |     |     |     | 114 |
| 2007 | LA   | Howard, Ryan      | 1   | 1   | 2   | 3   | 3   | 39  |
| 2008 | LA   | Howard, Ryan      |     |     |     | 1   |     | 3   |
| 2009 | LA   | Howard, Ryan      |     | 2   | 2   | 1   | 1   | 28  |
| 2010 | LA   | Lee, Cliff        |     | 1   | 1   |     | 1   | 13  |
| 2011 | LA   | Scott, Luke       |     |     |     |     | 1   | 3   |
| 2011 | LA   | Ruiz, Carlos      |     |     |     |     | 1   | 1   |
| 2013 | LA   | Ruiz, Carlos      |     |     | 1   |     |     | 5   |
| 2013 | LA   | Kershaw, Clayton  |     |     |     |     | 1   | 1   |
| 2014 | LA   | Werth, Jayson     |     |     |     | 1   |     | 3   |
| 2014 | LA   | Kershaw, Clayton  |     |     |     |     | 1   | 1   |
| 2014 | LA   | Harper, Bryce     |     |     |     |     | 1   | 1   |
| 2016 | LA   | Harper, Bryce     | 2   | 5   | 1   | 2   | 2   | 68  |
| 2014 | MIL  | Lucroy, Jonathan  |     |     |     |     | 1   | 1   |
| 2015 | MIL  | Goldschmidt, Paul |     |     | 1   |     |     | 5   |
| 1999 | MON  | Jones, Chipper    |     | 1   | 1   |     |     | 12  |
| 2000 | MON  | Jones, Chipper    |     |     |     |     | 1   | 1   |
| 2001 | MON  | Jones, Chipper    |     | 1   |     | 2   | 1   | 14  |
| 2002 | MON  | McGriff, Fred     |     |     |     |     | 1   | 1   |
| 2003 | MON  | Klesko, Ryan      | 2   | 2   | 4   | 2   | 1   | 61  |
| 2003 | MON  | Eischen, Joey     |     |     |     | 1   |     | 3   |
| 2003 | MON  | Jones, Andruw     |     |     |     |     | 1   | 1   |

### DVAL MVP Voting History - By Year

### DVAL MVP Voting History - By Team

| Year        | Team       | Name               | 1st       | 2nd      | 3rd      | 4th      | 5th | PTS        |
|-------------|------------|--------------------|-----------|----------|----------|----------|-----|------------|
| 2002        | CHI        | Maddux,Greg        |           |          |          |          | 1   | 3          |
| 2002        | LA         | Penny,Brad         |           |          |          |          | 1   | 3          |
| 2002        | STL        | Aurilia,Rich       |           |          |          |          | 1   | 1          |
| 2002        | NYM        | Johnson,Randy      |           |          |          |          | 1   | 1          |
| 2002        | MON        | McGriff,Fred       |           |          |          |          | 1   | 1          |
| 2002        | LA         | Nen,Robb           |           |          |          |          | 1   | 1          |
| <b>2003</b> | <b>HOU</b> | <b>Green,Shawn</b> | <b>4</b>  | <b>4</b> | <b>3</b> |          |     | <b>83</b>  |
| 2003        | LA         | Bonds,Barry        | 5         | 2        | 2        | 2        |     | 80         |
| 2003        | MON        | Klesko,Ryan        | 2         | 2        | 4        | 2        | 1   | 61         |
| 2003        | SF         | Guerrero,Vladimir  |           | 2        |          | 1        | 3   | 20         |
| 2003        | STL        | Schilling,Curt     | 1         |          |          | 3        |     | 19         |
| 2003        | SF         | Giles,Brian        |           |          | 1        | 3        | 1   | 15         |
| 2003        | SF         | Edmonds,Jim        |           | 1        |          |          |     | 7          |
| 2003        | LA         | Lofton,Kenny       |           | 1        |          |          |     | 7          |
| 2003        | ATL        | Millar,Kevin       |           |          | 1        |          |     | 5          |
| 2003        | LA         | Nen,Robb           |           |          | 1        |          |     | 5          |
| 2003        | MON        | Eischen,Joey       |           |          |          | 1        |     | 3          |
| 2003        | HOU        | Walker,Larry       |           |          |          |          | 2   | 2          |
| 2003        | MON        | Jones,Andruw       |           |          |          | 1        | 1   |            |
| 2003        | NYM        | Kennedy,Adam       |           |          |          | 1        | 1   |            |
| 2003        | PHI        | Kent,Jeff          |           |          |          | 1        | 1   |            |
| 2003        | STL        | Martinez,Pedro     |           |          |          | 1        | 1   |            |
| 2003        | CIN        | Sosa,Sammy         |           |          |          | 1        | 1   |            |
| <b>2004</b> | <b>HOU</b> | <b>Helton,Todd</b> | <b>6</b>  | <b>2</b> | <b>1</b> | <b>1</b> |     | <b>82</b>  |
| 2004        | LA         | Bonds,Barry        | 4         | 2        | 1        | 4        | 1   | 72         |
| 2004        | HOU        | Pujols,Albert      | 1         | 4        | 3        | 3        | 1   | 63         |
| 2004        | CHI        | Lopez,Javier       | 1         | 1        | 3        | 1        | 2   | 37         |
| 2004        | SF         | Guerrero,Vladimir  |           | 2        | 2        | 1        | 3   | 30         |
| 2004        | PIT        | Renteria,Edgar     |           | 1        |          |          |     | 7          |
| 2004        | CHI        | Edmonds,Jim        |           |          | 1        |          |     | 5          |
| 2004        | STL        | Mueller,Bill       |           |          | 1        |          |     | 5          |
| 2004        | CHI        | Cormier,Rheal      |           |          |          | 1        |     | 3          |
| 2004        | CIN        | Vazquez,Javier     |           |          |          | 1        |     | 3          |
| 2004        | CIN        | Giles,Marcus       |           |          |          |          | 2   | 2          |
| 2004        | SD         | Lee,Derrek         |           |          |          |          | 1   | 1          |
| 2004        | LA         | Sanders,Reggie     |           |          |          |          | 1   | 1          |
| 2004        | LA         | Thome,Jim          |           |          |          |          | 1   | 1          |
| <b>2005</b> | <b>LA</b>  | <b>Bonds,Barry</b> | <b>10</b> | <b>2</b> |          |          |     | <b>114</b> |
| 2005        | HOU        | Pujols,Albert      | 1         | 5        | 6        |          |     | 75         |
| 2005        | SD         | Beltre,Adrian      | 1         | 5        | 4        | 2        |     | 71         |
| 2005        | PHI        | Helton,Todd        |           |          | 1        | 3        | 3   | 17         |
| 2005        | CIN        | Abreu,Bobby        |           |          | 1        | 3        | 2   | 16         |
| 2005        | SF         | Guerrero,Vladimir  |           |          |          | 2        | 2   | 8          |
| 2005        | NYM        | Edmonds,Jim        |           |          |          | 1        | 2   | 5          |
| 2005        | HOU        | Kent,Jeff          |           |          |          | 1        |     | 3          |
| 2005        | PIT        | Dunn,Adam          |           |          |          |          | 1   | 1          |
| 2005        | PHI        | Durham,Ray         |           |          |          |          | 1   | 1          |
| 2005        | NYM        | Lopez,Javier       |           |          |          |          | 1   | 1          |
| <b>2006</b> | <b>SD</b>  | <b>Lee,Derrek</b>  | <b>7</b>  | <b>5</b> |          |          |     | <b>105</b> |
| 2006        | MON        | Jones,Andruw       | 5         | 7        |          |          |     | 99         |
| 2006        | HOU        | Pujols,Albert      |           |          | 7        | 1        |     | 38         |
| 2006        | PHI        | Alou,Moises        |           |          | 1        | 4        | 3   | 20         |
| 2006        | STL        | Mueller,Bill       |           |          |          | 4        | 1   | 13         |
| 2006        | CIN        | Tracy,Chad         |           |          | 2        |          |     | 10         |
| 2006        | HOU        | Floyd,Cliff        |           |          |          | 2        |     | 6          |
| 2006        | SF         | Giles,Brian        |           |          | 1        |          |     | 5          |
| 2006        | SF         | Guerrero,Vladimir  |           |          | 1        |          |     | 5          |

| Year | Team | Name             | 1st | 2nd | 3rd | 4th | 5th | PTS |
|------|------|------------------|-----|-----|-----|-----|-----|-----|
| 2006 | MON  | Jones,Andruw     | 5   | 7   |     |     |     | 99  |
| 2006 | MON  | Rollins,Jimmy    |     |     |     |     | 4   | 4   |
| 2006 | MON  | Martinez,Pedro   |     |     |     |     | 1   | 1   |
| 1986 | NYM  | Flannery,Tim     |     | 1   |     |     |     | 3   |
| 1990 | NYM  | Smith,Lonnie     |     | 3   | 4   |     |     | 13  |
| 1990 | NYM  | Andersen,Larry   |     | 1   |     |     |     | 3   |
| 1991 | NYM  | Larkin,Barry     |     | 1   | 2   |     | 1   | 18  |
| 1991 | NYM  | Milligan,Randy   |     |     |     | 1   |     | 3   |
| 1992 | NYM  | Morris,Hal       | 4   |     | 1   | 1   | 4   | 52  |
| 1992 | NYM  | Gullickson,Bill  | 1   |     | 1   | 1   |     | 18  |
| 1992 | NYM  | Davis,Chili      |     |     |     |     | 1   | 1   |
| 1993 | NYM  | Maddux,Greg      |     |     |     | 1   |     | 3   |
| 1993 | NYM  | Benes,Andy       |     |     |     |     | 1   | 1   |
| 1993 | NYM  | Larkin,Barry     |     |     |     |     | 1   | 1   |
| 1994 | NYM  | Jefferies,Greg   |     | 1   |     | 1   |     | 10  |
| 1994 | NYM  | Gilkey,Bernard   |     |     | 1   |     |     | 5   |
| 1994 | NYM  | Maddux,Greg      |     |     |     | 1   |     | 3   |
| 1994 | NYM  | Butler,Brett     |     |     |     |     | 1   | 1   |
| 1995 | NYM  | Biggio,Craig     |     |     | 2   | 2   | 2   | 18  |
| 1995 | NYM  | Larkin,Barry     | 1   |     |     |     |     | 10  |
| 1995 | NYM  | Butler,Brett     |     |     |     |     | 2   | 2   |
| 1996 | NYM  | Larkin,Barry     |     |     | 1   | 2   | 1   | 12  |
| 1996 | NYM  | Maddux,Greg      |     |     |     | 1   | 2   | 5   |
| 1996 | NYM  | Worrell,Todd     |     |     |     |     | 1   | 3   |
| 1997 | NYM  | Fassero,Jeff     |     | 2   |     | 1   | 2   | 19  |
| 1997 | NYM  | Gilkey,Bernard   |     |     | 1   | 2   |     | 11  |
| 1997 | NYM  | Henderson,Rickey |     |     |     | 1   |     | 3   |
| 1998 | NYM  | Maddux,Greg      |     |     |     | 2   |     | 6   |
| 1999 | NYM  | Biggio,Craig     |     |     |     |     | 1   | 1   |
| 2001 | NYM  | Cirillo,Jeff     |     |     |     |     | 1   | 1   |
| 2002 | NYM  | Berkman,Lance    |     | 1   |     |     | 2   | 9   |
| 2002 | NYM  | Johnson,Randy    |     |     |     |     | 1   | 1   |
| 2003 | NYM  | Kennedy,Adam     |     |     |     |     | 1   | 1   |
| 2005 | NYM  | Edmonds,Jim      |     |     |     | 1   | 2   | 5   |
| 2005 | NYM  | Lopez,Javier     |     |     |     |     | 1   | 1   |
| 2007 | NYM  | Berkman,Lance    |     |     |     |     | 1   | 1   |
| 2008 | NYM  | Pierre,Juan      |     |     |     | 1   |     | 3   |
| 2008 | NYM  | Berkman,Lance    |     |     |     |     | 1   | 1   |
| 2009 | NYM  | Ludwick,Ryan     |     |     |     |     | 1   | 1   |
| 2010 | NYM  | Kennedy,Adam     | 1   |     |     |     |     | 10  |
| 2010 | NYM  | Tejada,Miguel    |     | 1   |     |     |     | 7   |
| 2013 | NYM  | Gonzalez,Gio     |     |     |     | 2   | 1   | 7   |
| 2014 | NYM  | Holliday,Matt    |     |     | 2   | 2   |     | 16  |
| 2015 | NYM  | Altuve,Jose      | 5   |     |     | 1   | 3   | 56  |
| 2017 | NYM  | Altuve,Jose      |     |     | 1   | 1   | 2   | 10  |
| 2017 | NYM  | Miller,Andrew    |     |     |     | 1   | 1   | 8   |
| 2017 | NYM  | Freeman,Freddie  |     |     |     | 1   | 1   | 8   |
| 2017 | NYM  | Turner,Justin    |     |     |     |     | 1   | 3   |
| 1987 | PHI  | Samuel,Juan      |     |     |     |     | 1   | 3   |
| 1988 | PHI  | Clark,Will       | 2   | 2   | 2   |     |     | 18  |
| 1992 | PHI  | Clark,Will       |     |     |     | 1   |     | 3   |
| 1993 | PHI  | Butler,Brett     |     |     |     |     | 2   | 2   |
| 1997 | PHI  | Burks,Ellis      | 1   | 2   | 2   | 3   | 2   | 45  |
| 1998 | PHI  | Clark,Mark       |     |     |     |     | 1   | 1   |
| 1999 | PHI  | Olerud,John      |     | 1   |     |     | 1   | 8   |
| 2000 | PHI  | Olerud,John      |     | 2   | 2   | 2   | 1   | 31  |
| 2000 | PHI  | Everett,Carl     |     |     | 2   |     | 2   | 12  |

### DVAL MVP Voting History - By Year

| Year        | Team       | Name                  | 1st       | 2nd      | 3rd      | 4th      | 5th | PTS        |   |
|-------------|------------|-----------------------|-----------|----------|----------|----------|-----|------------|---|
| 2006        | MON        | Rollins,Jimmy         |           |          |          |          | 4   | 4          |   |
| 2006        | PHI        | Helton,Todd           |           |          |          | 1        |     | 3          |   |
| 2006        | SF         | Cabrera,Miguel        |           |          |          |          | 1   | 1          |   |
| 2006        | CHI        | Ensberg,Morgan        |           |          |          |          | 1   | 1          |   |
| 2006        | CIN        | Giles,Marcus          |           |          |          |          | 1   | 1          |   |
| 2006        | MON        | Martinez,Pedro        |           |          |          |          | 1   | 1          |   |
| <b>2007</b> | <b>CHI</b> | <b>Ramirez,Hanley</b> | <b>4</b>  | <b>3</b> | <b>1</b> | <b>1</b> |     | <b>69</b>  |   |
| 2007        | SF         | Guerrero,Vladimir     | 3         | 3        | 2        | 1        | 1   | 65         |   |
| 2007        | PIT        | Sanchez,Freddy        | 2         | 4        | 1        | 1        | 1   | 57         |   |
| 2007        | CHI        | Soriano,Alfonso       | 2         | 1        | 2        | 1        | 2   | 42         |   |
| 2007        | LA         | Howard,Ryan           | 1         | 1        | 2        | 3        | 3   | 39         |   |
| 2007        | SD         | Dye,Jermaine          |           |          | 1        | 2        | 1   | 12         |   |
| 2007        | SF         | Cabrera,Miguel        |           |          | 1        | 1        |     | 8          |   |
| 2007        | CHI        | Beltran,Carlos        |           |          | 1        |          |     | 5          |   |
| 2007        | SD         | Reyes,Jose            |           |          | 1        |          |     | 5          |   |
| 2007        | STL        | Loretta,Mark          |           |          |          | 1        |     | 3          |   |
| 2007        | SD         | Webb,Brandon          |           |          |          | 1        |     | 3          |   |
| 2007        | SF         | Konerko,Paul          |           |          |          |          | 2   | 2          |   |
| 2007        | NYM        | Berkman,Lance         |           |          |          |          | 1   | 1          |   |
| 2007        | HOU        | Pujols,Albert         |           |          |          |          | 1   | 1          |   |
| <b>2008</b> | <b>CHI</b> | <b>Ramirez,Hanley</b> | <b>10</b> |          | <b>1</b> |          |     | <b>105</b> |   |
| 2008        | SF         | Cabrera,Miguel        | 1         | 3        | 4        | 2        |     | 57         |   |
| 2008        | ATL        | Lee,Carlos            | 1         | 3        |          | 4        |     | 43         |   |
| 2008        | SF         | Guerrero,Vladimir     |           | 3        | 2        |          | 3   | 34         |   |
| 2008        | HOU        | Phillips,Brandon      |           | 2        | 2        | 1        | 1   | 28         |   |
| 2008        | HOU        | Pujols,Albert         |           | 1        | 1        | 1        |     | 15         |   |
| 2008        | SD         | Lee,Derrek            |           |          | 1        | 1        |     | 8          |   |
| 2008        | WAS        | Jones,Chipper         |           |          | 1        |          |     | 5          |   |
| 2008        | LA         | Howard,Ryan           |           |          |          | 1        |     | 3          |   |
| 2008        | NYM        | Pierre,Juan           |           |          |          | 1        |     | 3          |   |
| 2008        | CHI        | Ramirez,Aramis        |           |          |          | 1        |     | 3          |   |
| 2008        | CHI        | Saito,Takashi         |           |          |          |          | 3   | 3          |   |
| 2008        | SD         | Rowand,Aaron          |           |          |          |          | 2   | 2          |   |
| 2008        | SF         | Young,Chris           |           |          |          |          | 2   | 2          |   |
| 2008        | NYM        | Berkman,Lance         |           |          |          |          | 1   | 1          |   |
| <b>2009</b> | <b>CHI</b> | <b>Ramirez,Hanley</b> | <b>10</b> | <b>2</b> |          |          |     | <b>114</b> |   |
| 2009        | HOU        | Pujols,Albert         | 1         | 6        | 1        |          |     | 57         |   |
| 2009        | CHI        | Beltran,Carlos        | 1         |          | 3        | 1        |     | 28         |   |
| 2009        | LA         | Howard,Ryan           |           | 2        | 2        | 1        | 1   | 28         |   |
| 2009        | CIN        | Jones,Chipper         |           | 1        | 1        | 2        |     | 18         |   |
| 2009        | PIT        | Wright,David          |           |          | 2        |          | 1   | 11         |   |
| 2009        | CHI        | Gonzalez,Adrian       |           |          | 2        |          |     | 10         |   |
| 2009        | STL        | Nolasco,Ricky         |           |          | 1        | 1        |     | 8          |   |
| 2009        | HOU        | Kemp,Matt             |           | 1        |          |          |     | 7          |   |
| 2009        | SD         | Reyes,Jose            |           |          |          |          | 2   | 1          | 7 |
| 2009        | SD         | Bay,Jason             |           |          |          |          | 2   |            | 6 |
| 2009        | SD         | Utley,Chase           |           |          |          |          | 4   |            | 4 |
| 2009        | SF         | Drew,Steven           |           |          |          |          | 1   |            | 3 |
| 2009        | SD         | Dye,Jermaine          |           |          |          |          | 1   |            | 3 |
| 2009        | STL        | Santana,Johan         |           |          |          |          | 1   |            | 3 |
| 2009        | WAS        | Rollins,Jimmy         |           |          |          |          | 2   |            | 2 |
| 2009        | CIN        | Billingsley,Chad      |           |          |          |          | 1   |            | 1 |
| 2009        | SD         | Bradford,Chad         |           |          |          |          | 1   |            | 1 |
| 2009        | NYM        | Ludwick,Ryan          |           |          |          |          | 1   |            | 1 |
| <b>2010</b> | <b>SD</b>  | <b>Bay,Jason</b>      | <b>3</b>  | <b>3</b> | <b>4</b> | <b>1</b> |     | <b>74</b>  |   |
| 2010        | CHI        | Ramirez,Hanley        | 5         | 1        | 1        | 3        | 1   | 72         |   |
| 2010        | CHI        | Pujols,Albert         | 2         | 5        | 2        | 1        | 1   | 69         |   |

### DVAL MVP Voting History - By Team

| Year | Team | Name              | 1st | 2nd | 3rd | 4th | 5th | PTS |
|------|------|-------------------|-----|-----|-----|-----|-----|-----|
| 2003 | PHI  | Kent,Jeff         |     |     |     |     | 1   | 1   |
| 2005 | PHI  | Helton,Todd       |     |     | 1   | 3   | 3   | 17  |
| 2005 | PHI  | Durham,Ray        |     |     |     |     | 1   | 1   |
| 2006 | PHI  | Alou,Moises       |     |     | 1   | 4   | 3   | 20  |
| 2006 | PHI  | Helton,Todd       |     |     |     | 1   |     | 3   |
| 2010 | PHI  | Holliday,Matt     |     |     |     | 3   | 2   | 11  |
| 2010 | PHI  | Cantu,Jorge       |     |     | 1   | 1   |     | 8   |
| 2011 | PHI  | Hamilton,Josh     | 9   |     | 1   | 1   |     | 98  |
| 2011 | PHI  | Holliday,Matt     |     |     |     |     | 1   | 1   |
| 2012 | PHI  | Hamilton,Josh     |     | 2   | 2   |     | 2   | 26  |
| 2013 | PHI  | Hamilton,Josh     |     |     | 1   | 1   | 2   | 10  |
| 2015 | PHI  | Harrison,Josh     | 2   | 5   | 3   |     |     | 70  |
| 2015 | PHI  | Morneau,Justin    |     |     | 1   | 1   | 2   | 10  |
| 2015 | PHI  | Frazier,Todd      |     | 1   |     |     | 1   | 8   |
| 2016 | PHI  | Granderson,Curtis | 1   | 1   |     | 3   |     | 26  |
| 2016 | PHI  | Escobar,Yunel     |     | 1   |     |     | 2   | 9   |
| 2016 | PHI  | Hundley,Nick      |     |     | 1   | 1   |     | 8   |
| 1985 | PIT  | Hayes,Von         | 2   | 2   |     |     |     | 16  |
| 1987 | PIT  | Hayes.Von         |     |     |     | 1   |     | 3   |
| 1987 | PIT  | Hershiser,Orel    |     | 1   |     |     |     | 3   |
| 1989 | PIT  | Galarraga,Andres  | 3   | 2   | 3   |     |     | 24  |
| 1992 | PIT  | Maddux,Mike       |     |     |     |     | 3   | 3   |
| 1994 | PIT  | Galarraga,Andres  | 3   | 3   | 3   | 1   | 1   | 70  |
| 1994 | PIT  | Gwynn,Tony        | 1   |     | 2   | 2   | 2   | 28  |
| 1994 | PIT  | O'Neill,Paul      |     | 1   |     | 1   | 1   | 11  |
| 1994 | PIT  | Hayes,Charlie     |     | 1   |     | 1   |     | 10  |
| 1994 | PIT  | Alomar,Roberto    |     |     |     |     | 1   | 1   |
| 1995 | PIT  | Galarraga,Andres  | 2   | 4   | 3   | 1   |     | 66  |
| 1995 | PIT  | Gwynn,Tony        | 4   | 1   | 2   | 1   | 1   | 61  |
| 1995 | PIT  | O'Neill,Paul      |     |     |     | 2   | 1   | 7   |
| 1997 | PIT  | Galarraga,Andres  | 3   | 3   | 2   | 1   |     | 64  |
| 1997 | PIT  | Gwynn,Tony        |     | 2   |     |     |     | 14  |
| 1998 | PIT  | Gwynn,Tony        |     | 2   |     | 1   | 1   | 18  |
| 1999 | PIT  | Glavine,Tom       |     |     | 1   |     | 2   | 7   |
| 1999 | PIT  | Gwynn,Tony        |     |     |     |     | 1   | 1   |
| 2002 | PIT  | Glavine,Tom       |     | 1   |     |     |     | 7   |
| 2004 | PIT  | Renteria,Edgar    |     | 1   |     |     |     | 7   |
| 2005 | PIT  | Dunn,Adam         |     |     |     |     | 1   | 1   |
| 2007 | PIT  | Sanchez,Freddy    | 2   | 4   | 1   | 1   | 1   | 57  |
| 2009 | PIT  | Wright,David      |     |     | 2   |     | 1   | 11  |
| 2011 | PIT  | Posey,Buster      | 1   |     | 1   | 2   | 1   | 22  |
| 2011 | PIT  | Halladay,Roy      |     |     |     | 1   |     | 3   |
| 2013 | PIT  | LaRoche,Adam      | 2   | 8   | 1   |     |     | 81  |
| 2013 | PIT  | Posey,Buster      |     |     | 1   |     |     | 5   |
| 1996 | SD   | Lankford,Ray      |     |     |     |     | 1   | 1   |
| 2001 | SD   | Vidro,Jose        |     |     |     |     | 2   | 2   |
| 2004 | SD   | Lee,Derrek        |     |     |     |     | 1   | 1   |
| 2005 | SD   | Beltre,Adrian     | 1   | 5   | 4   | 2   |     | 71  |
| 2006 | SD   | Lee,Derrek        | 7   | 5   |     |     |     | 105 |
| 2007 | SD   | Dye,Jermaine      |     |     | 1   | 2   | 1   | 12  |
| 2007 | SD   | Reyes,Jose        |     |     | 1   |     |     | 5   |
| 2007 | SD   | Webb,Brandon      |     |     |     | 1   |     | 3   |
| 2008 | SD   | Lee,Derrek        |     |     | 1   | 1   |     | 8   |
| 2008 | SD   | Rowand,Aaron      |     |     |     |     | 2   | 2   |
| 2009 | SD   | Reyes,Jose        |     |     |     | 2   | 1   | 7   |
| 2009 | SD   | Bay,Jason         |     |     |     | 2   |     | 6   |
| 2009 | SD   | Utley,Chase       |     |     |     |     | 4   | 4   |

### DVAL MVP Voting History - By Year

| Year | Team | Name                 | 1st      | 2nd      | 3rd      | 4th      | 5th      | PTS       |
|------|------|----------------------|----------|----------|----------|----------|----------|-----------|
| 2010 | SD   | Lee,Derrek           | 1        | 1        |          | 1        |          | 20        |
| 2010 | ATL  | Lee,Carlos           |          |          | 2        | 1        | 1        | 14        |
| 2010 | LA   | Lee,Cliff            |          | 1        | 1        |          | 1        | 13        |
| 2010 | PHI  | Holliday,Matt        |          |          |          | 3        | 2        | 11        |
| 2010 | NYM  | Kennedy,Adam         | 1        |          |          |          |          | 10        |
| 2010 | PHI  | Cantu,Jorge          |          |          | 1        | 1        |          | 8         |
| 2010 | NYM  | Tejada,Miguel        |          | 1        |          |          |          | 7         |
| 2010 | STL  | Upton,Justin         |          |          | 1        |          | 2        | 7         |
| 2010 | STL  | Reynolds,Mark        |          |          |          | 1        |          | 3         |
| 2010 | HOU  | Phillips,Brandon     |          |          |          |          | 2        | 2         |
| 2010 | STL  | Bourn,Michael        |          |          |          |          | 1        | 1         |
| 2010 | SD   | Lincecum,Tim         |          |          |          |          | 1        | 1         |
| 2011 | PHI  | <b>Hamilton,Josh</b> | <b>9</b> |          | <b>1</b> | <b>1</b> |          | <b>98</b> |
| 2011 | CIN  | Votto,Joey           |          | 10       | 1        |          |          | 75        |
| 2011 | CHI  | Ramirez,Hanley       | 1        |          | 4        | 1        | 3        | 36        |
| 2011 | SD   | Beltre,Adrian        |          | 2        | 3        | 1        | 2        | 34        |
| 2011 | PIT  | Posey,Buster         | 1        |          | 1        | 2        | 1        | 22        |
| 2011 | SF   | Cabrera,Miguel       | 1        |          |          |          | 1        | 11        |
| 2011 | STL  | Romo,Sergio          |          |          | 1        | 1        | 1        | 9         |
| 2011 | HOU  | Tabata,Jose          |          |          | 1        |          |          | 5         |
| 2011 | STL  | Bourn,Michael        |          |          |          | 1        |          | 3         |
| 2011 | PIT  | Halladay,Roy         |          |          |          | 1        |          | 3         |
| 2011 | CHI  | Huff,Aubrey          |          |          |          | 1        |          | 3         |
| 2011 | HOU  | Phillips,Brandon     |          |          |          | 1        |          | 3         |
| 2011 | LA   | Scott,Luke           |          |          |          | 1        |          | 3         |
| 2011 | PHI  | Holliday,Matt        |          |          |          |          | 1        | 1         |
| 2011 | LA   | Ruiz,Carlos          |          |          |          |          | 1        | 1         |
| 2011 | CHI  | Wainwright,Adam      |          |          |          |          | 1        | 1         |
| 2012 | HOU  | <b>Kemp,Matt</b>     | <b>3</b> | <b>5</b> | <b>2</b> |          | <b>1</b> | <b>76</b> |
| 2012 | STL  | Upton,Justin         | 3        | 4        |          | 1        | 2        | 63        |
| 2012 | SF   | Cabrera,Miguel       | 3        |          | 3        | 2        | 2        | 53        |
| 2012 | STL  | O'Flaherty,Eric      | 3        |          |          | 1        |          | 33        |
| 2012 | PHI  | Hamilton,Josh        |          | 2        | 2        |          | 2        | 26        |
| 2012 | STL  | Gonzalez,Adrian      |          | 1        | 2        | 1        |          | 20        |
| 2012 | CIN  | Votto,Joey           |          |          | 2        | 2        | 2        | 18        |
| 2012 | SD   | Beltre,Adrian        |          |          |          | 2        | 2        | 8         |
| 2012 | SD   | Reyes,Jose           |          |          |          | 2        |          | 6         |
| 2012 | WAS  | Pujols,Albert        |          |          | 1        |          |          | 5         |
| 2012 | WAS  | Molina,Yadier        |          |          |          | 1        |          | 3         |
| 2012 | STL  | Jones,Chipper        |          |          |          |          | 1        | 1         |
| 2013 | STL  | <b>Hill,Aaron</b>    | <b>8</b> | <b>2</b> |          |          |          | <b>94</b> |
| 2013 | PIT  | LaRoche,Adam         | 2        | 8        | 1        |          |          | 81        |
| 2013 | STL  | Bourn,Michael        | 1        | 1        | 4        | 2        | 1        | 44        |
| 2013 | ATL  | Encarnacion,Edwin    | 1        |          | 3        | 1        | 2        | 30        |
| 2013 | STL  | Gonzalez,Adrian      |          | 1        |          | 1        |          | 10        |
| 2013 | PHI  | Hamilton,Josh        |          |          | 1        | 1        | 2        | 10        |
| 2013 | NYM  | Gonzalez,Gio         |          |          |          | 2        | 1        | 7         |
| 2013 | CIN  | Medlen,Kris          |          |          |          | 2        |          | 6         |
| 2013 | SD   | Beltre,Adrian        |          |          | 1        |          |          | 5         |
| 2013 | PIT  | Posey,Buster         |          |          | 1        |          |          | 5         |
| 2013 | LA   | Ruiz,Carlos          |          |          | 1        |          |          | 5         |
| 2013 | CIN  | Castro,Starlin       |          |          |          | 1        | 1        | 4         |
| 2013 | HOU  | Goldschmidt,Paul     |          |          |          | 1        | 1        | 4         |
| 2013 | SF   | Cabrera,Miguel       |          |          |          | 1        |          | 3         |
| 2013 | CIN  | Heyward,Jason        |          |          |          |          | 1        | 1         |
| 2013 | LA   | Kershaw,Clayton      |          |          |          |          | 1        | 1         |
| 2013 | SD   | Prado,Martin         |          |          |          |          | 1        | 1         |

### DVAL MVP Voting History - By Team

| Year | Team | Name              | 1st | 2nd | 3rd | 4th | 5th | PTS |     |
|------|------|-------------------|-----|-----|-----|-----|-----|-----|-----|
| 2009 | SD   | Dye,Jermaine      |     |     |     |     | 1   | 3   |     |
| 2009 | SD   | Bradford,Chad     |     |     |     |     | 1   | 1   |     |
| 2010 | SD   | Bay,Jason         |     | 3   | 3   | 4   | 1   | 74  |     |
| 2010 | SD   | Lee,Derrek        | 1   | 1   |     | 1   |     | 20  |     |
| 2010 | SD   | Lincecum,Tim      |     |     |     |     | 1   | 1   |     |
| 2011 | SD   | Beltre,Adrian     |     |     | 2   | 3   | 1   | 2   | 34  |
| 2012 | SD   | Beltre,Adrian     |     |     |     |     | 2   | 2   | 8   |
| 2012 | SD   | Reyes,Jose        |     |     |     |     | 2   |     | 6   |
| 2013 | SD   | Beltre,Adrian     |     |     |     | 1   |     |     | 5   |
| 2013 | SD   | Prado,Martin      |     |     |     |     |     | 1   | 1   |
| 2014 | SD   | Beltre,Adrian     |     | 3   | 1   |     | 1   | 2   | 42  |
| 2014 | SD   | Choo,Shin-Soo     |     |     |     | 3   | 3   | 2   | 26  |
| 2016 | SD   | Gordon,Dee        |     |     |     |     | 2   | 1   | 7   |
| 2016 | SD   | Reyes,Jose        |     |     |     | 1   |     | 1   | 6   |
| 2016 | SD   | Peralta,David     |     |     |     |     | 1   |     | 3   |
| 2016 | SD   | Lackey,John       |     |     |     |     |     | 1   | 1   |
| 2017 | SD   | Duvall,Adam       |     |     |     |     |     | 2   | 2   |
| 1985 | SF   | Puhl,Terry        |     |     | 1   |     |     |     | 3   |
| 1986 | SF   | Guerrero,Pedro    |     | 3   | 1   | 1   |     |     | 19  |
| 1986 | SF   | Scioscia,Mike     |     |     |     |     | 1   |     | 1   |
| 1988 | SF   | Gwynn,Tony        |     | 2   | 2   |     |     |     | 16  |
| 1989 | SF   | Johnson,Howard    |     |     |     | 1   |     |     | 3   |
| 1989 | SF   | Gwynn,Tony        |     |     |     |     | 1   |     | 1   |
| 1990 | SF   | Johnson,Howard    |     | 4   | 4   | 1   |     |     | 33  |
| 1991 | SF   | Gant,Ron          |     | 1   |     |     | 1   |     | 13  |
| 1991 | SF   | Daniels,Kal       |     |     |     | 1   |     | 1   | 11  |
| 1991 | SF   | Welch,Bob         |     |     |     |     |     | 1   | 1   |
| 1999 | SF   | Jordan,Brian      |     |     |     |     | 1   |     | 3   |
| 2000 | SF   | Guerrero,Vladimir |     |     | 1   | 1   | 2   | 1   | 19  |
| 2000 | SF   | Giles,Brian       |     |     |     |     |     | 1   | 1   |
| 2001 | SF   | Guerrero,Vladimir |     | 1   | 1   | 2   | 4   |     | 39  |
| 2002 | SF   | Boone,Bret        |     |     | 1   | 5   | 1   |     | 35  |
| 2002 | SF   | Edmonds,Jim       |     |     |     |     | 1   |     | 3   |
| 2003 | SF   | Guerrero,Vladimir |     |     | 2   |     | 1   | 3   | 20  |
| 2003 | SF   | Giles,Brian       |     |     |     | 1   | 3   | 1   | 15  |
| 2003 | SF   | Edmonds,Jim       |     |     |     | 1   |     |     | 7   |
| 2004 | SF   | Guerrero,Vladimir |     |     | 2   | 2   | 1   | 3   | 30  |
| 2005 | SF   | Guerrero,Vladimir |     |     |     |     | 2   | 2   | 8   |
| 2006 | SF   | Guerrero,Vladimir |     |     |     |     | 1   |     | 5   |
| 2006 | SF   | Giles,Brian       |     |     |     |     | 1   |     | 5   |
| 2006 | SF   | Cabrera,Miguel    |     |     |     |     |     | 1   | 1   |
| 2007 | SF   | Guerrero,Vladimir |     | 3   | 3   | 2   | 1   | 1   | 65  |
| 2007 | SF   | Cabrera,Miguel    |     |     |     | 1   | 1   |     | 8   |
| 2007 | SF   | Konerko,Paul      |     |     |     |     |     | 2   | 2   |
| 2008 | SF   | Cabrera,Miguel    |     | 1   | 3   | 4   | 2   |     | 57  |
| 2008 | SF   | Guerrero,Vladimir |     |     | 3   | 2   |     | 3   | 34  |
| 2008 | SF   | Young,Chris       |     |     |     |     |     | 2   | 2   |
| 2009 | SF   | Drew,Steven       |     |     |     |     | 1   |     | 3   |
| 2011 | SF   | Cabrera,Miguel    |     | 1   |     |     |     | 1   | 11  |
| 2012 | SF   | Cabrera,Miguel    |     | 3   |     | 3   | 2   | 2   | 53  |
| 2013 | SF   | Cabrera,Miguel    |     |     |     |     | 1   |     | 3   |
| 2014 | SF   | Cabrera,Miguel    |     | 9   | 2   | 1   |     |     | 109 |
| 2015 | SF   | Stanton,Giancarlo |     | 2   | 2   | 1   | 1   |     | 42  |
| 2015 | SF   | Cabrera,Miguel    |     |     |     | 2   |     | 1   | 11  |
| 1985 | STL  | Sutter,Bruce      |     | 5   |     | 2   |     |     | 27  |
| 1985 | STL  | Leonard,Jeff      |     | 1   | 1   | 2   |     |     | 10  |
| 1985 | STL  | Mahler,Rick       |     |     | 1   | 1   |     |     | 4   |

### DVAL MVP Voting History - By Year

| Year        | Team       | Name                    | 1st      | 2nd      | 3rd      | 4th | 5th | PTS        |
|-------------|------------|-------------------------|----------|----------|----------|-----|-----|------------|
| 2013        | CIN        | Votto,Joey              |          |          |          |     | 1   | 1          |
| <b>2014</b> | <b>SF</b>  | <b>Cabrera,Miguel</b>   | <b>9</b> | <b>2</b> | <b>1</b> |     |     | <b>109</b> |
| 2014        | ATL        | Encarnacion,Edwin       |          | 6        | 2        | 1   | 2   | 57         |
| 2014        | SD         | Beltrre,Adrian          | 3        | 1        |          | 1   | 2   | 42         |
| 2014        | SD         | Choo,Shin-Soo           |          |          | 3        | 3   | 2   | 26         |
| 2014        | CIN        | Votto,Joey              |          |          | 3        | 1   | 1   | 19         |
| 2014        | NYM        | Holliday,Matt           |          |          | 2        | 2   |     | 16         |
| 2014        | WAS        | McCutchen,Andrew        |          | 1        |          | 2   | 1   | 14         |
| 2014        | CIN        | Carpenter,Matt          |          | 1        | 1        |     |     | 12         |
| 2014        | WAS        | Beltran,Carlos          |          | 1        |          |     |     | 7          |
| 2014        | STL        | Fernandez,Jose          |          |          |          | 1   |     | 3          |
| 2014        | LA         | Werth,Jayson            |          |          |          | 1   |     | 3          |
| 2014        | STL        | Gonzalez,Adrian         |          |          |          |     | 1   | 1          |
| 2014        | LA         | Harper,Bryce            |          |          |          |     | 1   | 1          |
| 2014        | LA         | Kershaw,Clayton         |          |          |          |     | 1   | 1          |
| 2014        | MIL        | Lucroy,Jonathan         |          |          |          |     | 1   | 1          |
| <b>2015</b> | <b>PHI</b> | <b>Harrison,Josh</b>    | <b>2</b> | <b>5</b> | <b>3</b> |     |     | <b>70</b>  |
| 2015        | NYM        | Altuve,Jose             | 5        |          |          | 1   | 3   | 56         |
| 2015        | WAS        | McCutchen,Andrew        | 1        | 2        | 2        | 3   | 1   | 44         |
| 2015        | SF         | Stanton,Giancarlo       | 2        | 2        | 1        | 1   |     | 42         |
| 2015        | CHI        | Stubbs,Drew             | 2        |          | 2        |     | 1   | 31         |
| 2015        | WAS        | Molina,Yadier           |          |          |          | 3   | 2   | 11         |
| 2015        | SF         | Cabrera,Miguel          |          |          | 2        |     | 1   | 11         |
| 2015        | PHI        | Morneau,Justin          |          |          | 1        | 1   | 2   | 10         |
| 2015        | CIN        | Castro,Starlin          |          |          |          | 3   | 1   | 10         |
| 2015        | PHI        | Frazier,Todd            |          | 1        |          |     | 1   | 8          |
| 2015        | WAS        | Kemp,Matt               |          | 1        |          |     |     | 7          |
| 2015        | ATL        | Encarnacion,Edwin       |          | 1        |          |     |     | 7          |
| 2015        | MIL        | Goldschmidt,Paul        |          |          | 1        |     |     | 5          |
| <b>2016</b> | <b>STL</b> | <b>Goldschmidt,Paul</b> | <b>9</b> | <b>3</b> |          |     |     | <b>111</b> |
| 2016        | LA         | Harper,Bryce            | 2        | 5        | 1        | 2   | 2   | 68         |
| 2016        | CIN        | Braun,Ryan              |          | 1        | 4        | 1   | 2   | 32         |
| 2016        | PHI        | Granderson,Curtis       | 1        | 1        |          | 3   |     | 26         |
| 2016        | CIN        | Votto,Joey              |          | 1        | 3        | 1   |     | 25         |
| 2016        | PHI        | Escobar,Yunel           |          | 1        |          |     | 2   | 9          |
| 2016        | CHI        | Cespedes,Yoenis         |          |          | 1        | 1   |     | 8          |
| 2016        | PHI        | Hundley,Nick            |          |          | 1        | 1   |     | 8          |
| 2016        | SD         | Gordon,Dee              |          |          |          | 2   | 1   | 7          |
| 2016        | SD         | Reyes,Jose              |          |          | 1        |     | 1   | 6          |
| 2016        | ATL        | Encarnacion,Edwin       |          |          | 1        |     |     | 5          |
| 2016        | SD         | Peralta,David           |          |          |          | 1   |     | 3          |
| 2016        | STL        | Happ,J.A.               |          |          |          |     | 2   | 2          |
| 2016        | WAS        | McCutchen,Andrew        |          |          |          |     | 1   | 1          |
| 2016        | SD         | Lackey,John             |          |          |          |     | 1   | 1          |
| 2017        | CHI        | Rizzo,Anthony           | 5        | 5        | 1        |     | 1   | 91         |
| 2017        | CIN        | Murphy,Daniel           | 5        | 4        | 1        | 1   |     | 86         |
| 2017        | CHI        | Beltran,Carlos          |          | 1        | 1        | 4   | 2   | 26         |
| 2017        | STL        | Goldschmidt,Paul        | 1        |          | 3        |     | 1   | 26         |
| 2017        | STL        | Seager,Corey            |          |          | 2        | 2   | 1   | 17         |
| 2017        | STL        | Hamilton,Billy          |          | 1        | 1        |     |     | 12         |
| 2017        | STL        | Bryant,Kris             | 1        |          |          |     |     | 10         |
| 2017        | STL        | Happ,J.A.               |          |          |          |     |     | 10         |
| 2017        | NYM        | Altuve,Jose             |          |          | 1        | 1   | 2   | 10         |
| 2017        | NYM        | Miller,Andrew           |          |          | 1        | 1   |     | 8          |
| 2017        | NYM        | Freeman,Freddie         |          |          | 1        | 1   |     | 8          |
| 2017        | CIN        | Votto,Joey              |          | 1        |          |     |     | 7          |
| 2017        | ATL        | Encarnacion,Edwin       |          |          |          | 1   |     | 3          |
| 2017        | NYM        | Turner,Justin           |          |          |          | 1   |     | 3          |

### DVAL MVP Voting History - By Team

| Year | Team | Name             | 1st | 2nd | 3rd | 4th | 5th | PTS |
|------|------|------------------|-----|-----|-----|-----|-----|-----|
| 1985 | STL  | Hernandez,Keith  |     |     | 1   |     |     | 1   |
| 1987 | STL  | Smith,Ozzie      |     |     | 1   |     |     | 3   |
| 1988 | STL  | Van Slyke,Andy   |     | 1   |     |     |     | 5   |
| 1991 | STL  | Kruk,John        |     |     | 1   | 1   |     | 8   |
| 1992 | STL  | Nixon,Otis       |     | 1   | 1   | 2   | 1   | 19  |
| 1992 | STL  | Langston,Mark    |     | 1   |     | 1   |     | 10  |
| 1992 | STL  | Martinez,Dennis  |     |     | 1   | 1   |     | 8   |
| 1993 | STL  | Van Slyke,Andy   |     | 1   | 1   | 7   | 2   | 38  |
| 1993 | STL  | Nixon,Otis       |     |     |     | 1   |     | 3   |
| 1994 | STL  | Kruk,John        |     |     |     | 2   | 1   | 7   |
| 1996 | STL  | Bichette,Dante   | 1   | 3   | 4   | 1   |     | 54  |
| 1997 | STL  | Bichette,Dante   |     |     |     | 1   | 1   | 4   |
| 1998 | STL  | McGwire,Mark     | 4   | 2   | 2   | 1   | 2   | 69  |
| 1998 | STL  | Martinez,Pedro   |     | 1   |     | 1   |     | 10  |
| 1998 | STL  | Henderson,Rickey |     |     |     | 1   | 1   | 4   |
| 1999 | STL  | McGwire,Mark     | 2   | 2   | 4   |     |     | 54  |
| 1999 | STL  | Martinez,Pedro   |     |     |     | 1   |     | 3   |
| 1999 | STL  | Henderson,Rickey |     |     |     |     | 1   | 1   |
| 2000 | STL  | Martinez,Pedro   | 2   | 2   | 2   | 1   |     | 47  |
| 2000 | STL  | Hoffman,Trevor   |     |     | 1   |     | 1   | 6   |
| 2001 | STL  | Martinez,Pedro   |     |     | 3   |     |     | 15  |
| 2002 | STL  | Gonzalez,Luis    | 1   | 4   | 3   | 2   |     | 59  |
| 2002 | STL  | Aurilia,Rich     |     |     |     |     | 1   | 1   |
| 2003 | STL  | Schilling,Curt   | 1   |     |     | 3   |     | 19  |
| 2003 | STL  | Martinez,Pedro   |     |     |     |     | 1   | 1   |
| 2004 | STL  | Mueller,Bill     |     |     | 1   |     |     | 5   |
| 2006 | STL  | Mueller,Bill     |     |     |     | 4   | 1   | 13  |
| 2007 | STL  | Loretta,Mark     |     |     |     | 1   |     | 3   |
| 2009 | STL  | Nolasco,Ricky    |     |     | 1   | 1   |     | 8   |
| 2009 | STL  | Santana,Johan    |     |     |     | 1   |     | 3   |
| 2010 | STL  | Upton,Justin     |     |     | 1   |     | 2   | 7   |
| 2010 | STL  | Reynolds,Mark    |     |     |     | 1   |     | 3   |
| 2010 | STL  | Bourn,Michael    |     |     |     |     | 1   | 1   |
| 2011 | STL  | Romo,Sergio      |     |     | 1   | 1   | 1   | 9   |
| 2011 | STL  | Bourn,Michael    |     |     |     | 1   |     | 3   |
| 2012 | STL  | Upton,Justin     | 3   | 4   |     | 1   | 2   | 63  |
| 2012 | STL  | O'Flaherty,Eric  | 3   |     |     | 1   |     | 33  |
| 2012 | STL  | Gonzalez,Adrian  |     | 1   | 2   | 1   |     | 20  |
| 2012 | STL  | Jones,Chipper    |     |     |     |     | 1   | 1   |
| 2013 | STL  | Hill,Aaron       | 8   | 2   |     |     |     | 94  |
| 2013 | STL  | Bourn,Michael    | 1   | 1   | 4   | 2   | 1   | 44  |
| 2013 | STL  | Gonzalez,Adrian  |     | 1   |     | 1   |     | 10  |
| 2014 | STL  | Fernandez,Jose   |     |     |     | 1   |     | 3   |
| 2014 | STL  | Gonzalez,Adrian  |     |     |     |     | 1   | 1   |
| 2016 | STL  | Goldschmidt,Paul | 9   | 3   |     |     |     | 111 |
| 2016 | STL  | Happ,J.A.        |     |     |     |     | 2   | 2   |
| 2017 | STL  | Goldschmidt,Paul | 1   |     | 3   |     | 1   | 26  |
| 2017 | STL  | Seager,Corey     |     |     | 2   | 2   | 1   | 17  |
| 2017 | STL  | Hamilton,Billy   |     | 1   | 1   |     |     | 12  |
| 2017 | STL  | Bryant,Kris      | 1   |     |     |     |     | 10  |
| 2017 | STL  | Happ,J.A.        |     |     |     |     | 1   | 1   |
| 2008 | WAS  | Jones,Chipper    |     |     | 1   |     |     | 5   |
| 2009 | WAS  | Rollins,Jimmy    |     |     |     |     | 2   | 2   |
| 2012 | WAS  | Pujols,Albert    |     |     | 1   |     |     | 5   |
| 2012 | WAS  | Molina,Yadier    |     |     |     | 1   |     | 3   |
| 2014 | WAS  | McCutchen,Andrew |     | 1   |     | 2   | 1   | 14  |
| 2014 | WAS  | Beltran,Carlos   |     | 1   |     |     |     | 7   |



### DVAL MVP Voting History - By Year

| Year | Team | Name           | 1st | 2nd | 3rd | 4th | 5th | PTS |
|------|------|----------------|-----|-----|-----|-----|-----|-----|
| 2017 | SD   | Duvall,Adam    |     |     |     |     | 2   | 2   |
| 2017 | CIN  | Rendon,Anthony |     |     |     |     | 1   | 1   |
| 2017 | CIN  | Braun,Ryan     |     |     |     |     | 1   | 1   |
| 2017 | STL  | Happ,J.A.      |     |     |     |     | 1   | 1   |

### DVAL MVP Voting History - By Team

| Year | Team | Name             | 1st | 2nd | 3rd | 4th | 5th | PTS |
|------|------|------------------|-----|-----|-----|-----|-----|-----|
| 2015 | WAS  | McCutchen,Andrew | 1   | 2   | 2   | 3   | 1   | 44  |
| 2015 | WAS  | Molina,Yadier    |     |     |     | 3   | 2   | 11  |
| 2015 | WAS  | Kemp,Matt        |     | 1   |     |     |     | 7   |
| 2016 | WAS  | McCutchen,Andrew |     |     |     |     | 1   | 1   |

### DVAL CY YOUNG Voting History - By Year

| Year        | Team       | Name                       | 1st      | 2nd      | 3rd      | 4th      | 5th | PTS       |
|-------------|------------|----------------------------|----------|----------|----------|----------|-----|-----------|
| <b>1985</b> | <b>STL</b> | <b>Mahler,Rick</b>         | <b>3</b> | <b>3</b> | <b>2</b> |          |     | <b>61</b> |
| 1985        | STL        | Sutter,Bruce               | 5        | 1        |          |          |     | 57        |
| 1985        | CHI        | Valenzuela,Fernando        | 1        | 2        | 3        |          |     | 39        |
| 1985        | ATL        | Niekro,Joe                 |          | 3        | 2        |          |     | 31        |
| 1985        | PIT        | Gooden,Dwight              |          |          | 2        |          |     | 10        |
| <b>1986</b> | <b>CHI</b> | <b>Valenzuela,Fernando</b> | <b>7</b> |          |          |          |     | <b>70</b> |
| 1986        | PIT        | Hershiser,Orel             | 1        | 6        | 2        |          |     | 62        |
| 1986        | STL        | Andujar,Joaquin            | 1        |          | 1        |          |     | 15        |
| 1986        | PIT        | Gooden,Dwight              |          | 1        | 1        |          |     | 12        |
| 1986        | CIN        | Tudor,John                 |          |          | 2        |          |     | 10        |
| 1986        | PIT        | Hesketh,Joe                |          |          | 2        |          |     | 10        |
| 1986        | LA         | Smith,Dave                 |          | 1        |          |          |     | 7         |
| 1986        | PHI        | Reuschel,Rick              |          | 1        |          |          |     | 7         |
| 1986        | STL        | Cox,Danny                  |          |          | 1        |          |     | 5         |
| <b>1987</b> | <b>PIT</b> | <b>Hershiser,Orel</b>      | <b>7</b> | <b>2</b> |          |          |     | <b>84</b> |
| 1987        | CIN        | Gullickson,Bill            | 1        | 3        | 2        |          |     | 41        |
| 1987        | CIN        | Scott,Mike                 | 1        | 2        | 1        |          |     | 29        |
| 1987        | CHI        | Worrell,Todd               |          | 1        | 4        |          |     | 27        |
| 1987        | SF         | Ojeda,Bob                  |          | 1        | 1        |          |     | 12        |
| 1987        | STL        | Cox,Danny                  |          |          | 1        |          |     | 5         |
| <b>1988</b> | <b>PIT</b> | <b>Hershiser,Orel</b>      | <b>9</b> |          |          |          |     | <b>90</b> |
| 1988        | CIN        | Scott,Mike                 |          | 6        | 2        |          |     | 52        |
| 1988        | LA         | Martinez,Dennis            |          | 3        | 1        |          |     | 26        |
| 1988        | CIN        | Burke,Tim                  |          |          | 3        |          |     | 15        |
| 1988        | SF         | Franco,John                |          |          | 2        |          |     | 10        |
| 1988        | CHI        | Ryan,Nolan                 |          |          | 1        |          |     | 5         |
| <b>1989</b> | <b>CIN</b> | <b>Tudor,John</b>          | <b>6</b> | <b>1</b> | <b>1</b> |          |     | <b>72</b> |
| 1989        | CIN        | Scott,Mike                 | 2        | 3        | 4        |          |     | 61        |
| 1989        | NYM        | Walk,Bob                   |          | 4        | 1        |          |     | 33        |
| 1989        | NYM        | Myers,Randy                | 1        |          | 1        |          |     | 15        |
| 1989        | SF         | Franco,John                |          | 1        |          |          |     | 7         |
| 1989        | LA         | Dibble,Rob                 |          |          | 1        |          |     | 5         |
| 1989        | LA         | Magrane,Joe                |          |          | 1        |          |     | 5         |
| <b>1990</b> | <b>LA</b>  | <b>Garrelts,Scot</b>       | <b>4</b> | <b>4</b> | <b>1</b> |          |     | <b>73</b> |
| 1990        | NYM        | Andersen,Larry             | 5        | 2        | 1        |          |     | 69        |
| 1990        | LA         | Magrane,Joe                |          | 3        | 4        |          |     | 41        |
| 1990        | CIN        | Reuschel,Rick              |          |          | 2        |          |     | 10        |
| 1990        | STL        | Russell,Jeff               |          |          | 1        |          |     | 5         |
| <b>1991</b> | <b>CIN</b> | <b>Drabek,Doug</b>         | <b>7</b> | <b>1</b> | <b>2</b> |          |     | <b>87</b> |
| 1991        | NYM        | Benes,Andy                 | 2        | 5        | 1        |          |     | 60        |
| 1991        | SF         | Welch,Bob                  | 1        | 3        | 3        | 1        | 2   | 51        |
| 1991        | CIN        | Eckersley,Dennis           |          |          | 2        | 4        | 2   | 24        |
| 1991        | STL        | Whitson,Ed                 |          |          | 1        | 2        | 1   | 12        |
| 1991        | CHI        | Landrum,Bill               |          | 1        |          | 1        |     | 10        |
| 1991        | PHI        | Schatzeder,Dan             |          |          |          | 2        | 1   | 7         |
| 1991        | LA         | Dibble,Rob                 |          |          | 1        |          | 1   | 6         |
| 1991        | NYM        | Andersen,Larry             |          |          |          |          | 1   | 1         |
| 1991        | SF         | Franco,John                |          |          |          |          | 1   | 1         |
| 1991        | PIT        | Harkey,Mike                |          |          |          |          | 1   | 1         |
| <b>1992</b> | <b>NYM</b> | <b>Gullickson,Bill</b>     | <b>5</b> |          | <b>3</b> | <b>2</b> |     | <b>71</b> |
| 1992        | STL        | Martinez,Dennis            | 4        | 2        | 2        | 1        |     | 67        |
| 1992        | STL        | Langston,Mark              | 1        | 4        | 1        | 3        | 1   | 53        |
| 1992        | NYM        | Maddux,Greg                |          | 3        | 2        | 1        | 1   | 35        |
| 1992        | PIT        | Maddux,Mike                |          | 1        | 1        | 2        | 3   | 21        |
| 1992        | CIN        | Drabek,Doug                |          |          | 1        | 1        |     | 8         |
| 1992        | STL        | Belcher,Tim                |          |          |          |          | 2   | 2         |

### DVAL CY YOUNG Voting History - By Team

| Year | Team | Name                | 1st | 2nd | 3rd | 4th | 5th | PTS |
|------|------|---------------------|-----|-----|-----|-----|-----|-----|
| 1985 | ATL  | Niekro,Joe          |     | 3   | 2   |     |     | 31  |
| 1995 | ATL  | Freeman,Marvin      |     | 2   |     | 1   |     | 17  |
| 1995 | ATL  | Veres,Dave          |     |     |     | 2   |     | 6   |
| 1996 | ATL  | Veres,Dave          |     |     |     | 1   |     | 3   |
| 1997 | ATL  | Brown,Kevin         | 1   | 6   | 2   | 1   | 1   | 66  |
| 1999 | ATL  | Brown,Kevin         | 4   | 5   | 2   |     |     | 85  |
| 2000 | ATL  | Mantei,Matt         |     |     |     |     | 1   | 1   |
| 2001 | ATL  | Brown,Kevin         | 7   | 4   |     | 1   |     | 101 |
| 2007 | ATL  | Peavy,Jake          |     |     |     | 1   |     | 3   |
| 2008 | ATL  | Perez,Oliver        |     |     |     |     | 1   | 1   |
| 2016 | ATL  | Chapman,Aroldis     |     |     |     | 1   | 1   | 4   |
| 2017 | ATL  | Syndergaard,Noah    |     | 1   |     |     | 1   | 8   |
| 1985 | CHI  | Valenzuela,Fernando | 1   | 2   | 3   |     |     | 39  |
| 1986 | CHI  | Valenzuela,Fernando | 7   |     |     |     |     | 70  |
| 1987 | CHI  | Worrell,Todd        |     | 1   | 4   |     |     | 27  |
| 1988 | CHI  | Ryan,Nolan          |     |     | 1   |     |     | 5   |
| 1991 | CHI  | Landrum,Bill        |     | 1   |     | 1   |     | 10  |
| 1994 | CHI  | Portugal,Mark       |     | 2   |     | 1   | 2   | 19  |
| 1994 | CHI  | Rijo,Jose           |     | 1   | 1   | 1   |     | 15  |
| 1995 | CHI  | Rijo,Jose           |     |     |     | 2   |     | 6   |
| 1996 | CHI  | Orosco,Jesse        |     |     | 1   |     |     | 5   |
| 1997 | CHI  | Astacio,Pedro       |     |     |     |     | 3   | 3   |
| 2002 | CHI  | Maddux,Greg         | 1   | 6   | 3   | 2   |     | 73  |
| 2004 | CHI  | Prior,Mark          |     | 2   |     | 7   | 1   | 36  |
| 2004 | CHI  | Cormier,Rheal       | 1   |     | 3   | 1   | 3   | 31  |
| 2004 | CHI  | Hernandez,Livan     |     |     | 1   | 1   | 2   | 10  |
| 2004 | CHI  | Loaiza,Esteban      |     |     |     | 1   | 1   | 4   |
| 2007 | CHI  | Meredith,Cla        |     |     | 2   | 5   | 3   | 28  |
| 2008 | CHI  | Oswalt,Roy          | 1   | 5   | 5   |     |     | 70  |
| 2008 | CHI  | Saito,Takashi       | 1   | 2   | 3   | 3   | 1   | 49  |
| 2008 | CHI  | Smoltz,John         |     |     |     | 1   | 1   | 4   |
| 2009 | CHI  | Oswalt,Roy          |     | 1   |     | 2   |     | 13  |
| 2011 | CHI  | Wainwright,Adam     | 3   | 1   | 2   | 2   |     | 53  |
| 2011 | CHI  | Wagner,Billy        |     |     |     | 1   | 1   | 2   |
| 2013 | CHI  | Kimbrel,Craig       |     |     |     | 1   | 2   | 7   |
| 2013 | CHI  | Bumgarner,Madison   |     |     |     | 1   | 1   | 4   |
| 2014 | CHI  | Kimbrel,Craig       |     |     |     |     | 1   | 1   |
| 2015 | CHI  | Wainwright,Adam     | 4   | 3   | 3   | 1   |     | 79  |
| 2015 | CHI  | Kimbrel,Craig       |     | 3   |     | 3   | 1   | 36  |
| 2016 | CHI  | Bumgarner,Madison   | 4   | 6   | 2   |     |     | 92  |
| 2016 | CHI  | DeGrom,Jacob        |     |     |     |     | 1   | 1   |
| 2017 | CHI  | Scherzer,Max        |     |     |     |     | 1   | 1   |
| 1986 | CIN  | Tudor,John          |     |     |     | 2   |     | 10  |
| 1987 | CIN  | Gullickson,Bill     | 1   | 3   | 2   |     |     | 41  |
| 1987 | CIN  | Scott,Mike          | 1   | 2   | 1   |     |     | 29  |
| 1988 | CIN  | Scott,Mike          |     | 6   | 2   |     |     | 52  |
| 1988 | CIN  | Burke,Tim           |     |     |     | 3   |     | 15  |
| 1989 | CIN  | Tudor,John          | 6   | 1   | 1   |     |     | 72  |
| 1989 | CIN  | Scott,Mike          | 2   | 3   | 4   |     |     | 61  |
| 1990 | CIN  | Reuschel,Rick       |     |     |     | 2   |     | 10  |
| 1991 | CIN  | Drabek,Doug         | 7   | 1   | 2   |     |     | 87  |
| 1991 | CIN  | Eckersley,Dennis    |     |     |     | 2   | 4   | 2   |
| 1992 | CIN  | Drabek,Doug         |     |     |     | 1   | 1   | 8   |
| 1993 | CIN  | Cone,David          | 1   | 1   | 5   | 3   | 1   | 52  |
| 1993 | CIN  | Smiley,John         |     |     |     | 1   | 1   | 6   |
| 1995 | CIN  | Cone,David          | 12  |     |     |     |     | 120 |

**DVAL CY YOUNG Voting History - By Year**

**DVAL CY YOUNG Voting History - By Team**

| Year        | Team       | Name                | 1st       | 2nd      | 3rd      | 4th      | 5th      | PTS        |
|-------------|------------|---------------------|-----------|----------|----------|----------|----------|------------|
| 1992        | LA         | Fassero,Jeff        |           |          |          |          | 2        | 2          |
| 1992        | LA         | Martinez,Ramon      |           |          |          |          | 1        | 1          |
| <b>1993</b> | <b>PIT</b> | <b>Tomlin,Randy</b> | <b>7</b>  | <b>1</b> | <b>2</b> | <b>1</b> | <b>1</b> | <b>91</b>  |
| 1993        | CIN        | Cone,David          | 1         | 1        | 5        | 3        | 1        | 52         |
| 1993        | NYM        | Benes,Andy          | 1         | 4        | 1        | 2        | 1        | 50         |
| 1993        | LA         | Rojas,Mel           | 2         | 2        | 1        | 1        | 2        | 44         |
| 1993        | NYM        | Maddux,Greg         | 1         | 2        |          | 3        | 1        | 34         |
| 1993        | HOU        | Jones,Doug          |           | 2        | 1        | 1        | 2        | 24         |
| 1993        | STL        | Burkett,John        |           |          | 1        | 1        | 1        | 9          |
| 1993        | CIN        | Smiley,John         |           |          | 1        |          | 1        | 6          |
| 1993        | NYM        | Howell,Jay          |           |          |          |          | 1        | 1          |
| 1993        | SF         | Tewksbury,Bob       |           |          |          |          | 1        | 1          |
| <b>1994</b> | <b>LA</b>  | <b>Smoltz,John</b>  | <b>8</b>  | <b>1</b> | <b>2</b> | <b>1</b> |          | <b>100</b> |
| 1994        | NYM        | Maddux,Greg         | 4         | 4        |          | 3        |          | 77         |
| 1994        | STL        | Swift,Billy         |           | 1        | 4        |          | 2        | 29         |
| 1994        | LA         | Candiotti,Tom       |           | 2        |          | 3        | 4        | 27         |
| 1994        | SF         | Wetland,John        |           |          | 3        | 2        |          | 21         |
| 1994        | CHI        | Portugal,Mark       |           | 2        |          | 1        | 2        | 19         |
| 1994        | CHI        | Rijo,Jose           |           | 1        | 1        | 1        |          | 15         |
| 1994        | PIT        | Glavine,Tom         |           | 1        | 1        |          | 2        | 14         |
| 1994        | LA         | McMichael,Greg      |           |          | 1        |          |          | 5          |
| 1994        | HOU        | Bedrosian,Steve     |           |          |          | 1        | 1        | 4          |
| 1994        | STL        | Russell,Jeff        |           |          |          |          | 1        | 1          |
| <b>1995</b> | <b>CIN</b> | <b>Cone,David</b>   | <b>12</b> |          |          |          |          | <b>120</b> |
| 1995        | CIN        | Smiley,John         |           | 4        | 3        |          | 4        | 47         |
| 1995        | NYM        | Smith,Zane          |           | 3        | 3        | 1        |          | 39         |
| 1995        | CIN        | McElroy,Chuck       |           | 1        | 1        | 3        | 3        | 24         |
| 1995        | PIT        | Jackson,Danny       |           |          | 2        | 2        | 2        | 18         |
| 1995        | ATL        | Freeman,Marvin      |           | 2        |          | 1        |          | 17         |
| 1995        | NYM        | Maddux,Greg         |           | 2        |          |          |          | 14         |
| 1995        | NYM        | Smith,Lee           |           |          | 2        |          | 1        | 11         |
| 1995        | LA         | Nen,Rob             |           |          | 1        | 1        | 1        | 9          |
| 1995        | ATL        | Veres,Dave          |           |          |          | 2        |          | 6          |
| 1995        | CHI        | Rijo,Jose           |           |          |          | 2        |          | 6          |
| 1995        | STL        | Martinez,Pedro      |           |          |          |          | 1        | 1          |
| <b>1996</b> | <b>NYM</b> | <b>Maddux,Greg</b>  | <b>9</b>  | <b>1</b> | <b>1</b> | <b>1</b> |          | <b>105</b> |
| 1996        | LA         | Schourek,Pete       | 1         | 4        | 2        | 3        |          | 57         |
| 1996        | LA         | Smoltz,John         |           | 3        | 3        | 2        | 2        | 44         |
| 1996        | LA         | Nomo,Hideo          | 1         | 2        |          |          | 3        | 27         |
| 1996        | SD         | Worrell,Todd        |           | 2        | 1        | 2        | 1        | 26         |
| 1996        | LA         | Martinez,Ramon      | 1         |          | 2        | 2        |          | 26         |
| 1996        | HOU        | Navarro,Jaime       |           | 1        | 1        | 1        | 1        | 9          |
| 1996        | CHI        | Orosco,Jesse        |           |          | 1        |          |          | 5          |
| 1996        | HOU        | Hamilton,Joey       |           |          | 1        |          |          | 5          |
| 1996        | NYM        | Ashby,Andy          |           |          |          | 4        |          | 4          |
| 1996        | ATL        | Veres,Dave          |           |          |          | 1        |          | 3          |
| 1996        | STL        | Henneman,Mike       |           |          |          |          | 1        | 1          |
| <b>1997</b> | <b>NYM</b> | <b>Fassero,Jeff</b> | <b>11</b> |          | <b>1</b> |          |          | <b>115</b> |
| 1997        | ATL        | Brown,Kevin         | 1         | 6        | 2        | 1        | 1        | 66         |
| 1997        | NYM        | Maddux,Greg         |           | 2        | 2        | 1        | 2        | 29         |
| 1997        | LA         | Nomo,Hideo          |           | 1        | 3        | 1        | 1        | 26         |
| 1997        | CIN        | Smiley,John         |           | 1        |          | 6        |          | 25         |
| 1997        | CIN        | Shaw,Jeff           |           | 2        | 1        |          | 1        | 20         |
| 1997        | CIN        | Neagle,Denny        |           |          | 1        | 2        | 2        | 13         |
| 1997        | LA         | Nen,Rob             |           |          | 1        | 1        |          | 8          |
| 1997        | PIT        | Wells,David         |           |          | 1        |          |          | 5          |

| Year | Team | Name             | 1st | 2nd | 3rd | 4th | 5th | PTS |    |
|------|------|------------------|-----|-----|-----|-----|-----|-----|----|
| 1995 | CIN  | Smiley,John      |     | 4   | 3   |     | 4   | 47  |    |
| 1995 | CIN  | McElroy,Chuck    |     | 1   | 1   | 3   | 3   | 24  |    |
| 1997 | CIN  | Smiley,John      |     | 1   |     | 6   |     | 25  |    |
| 1997 | CIN  | Shaw,Jeff        |     | 2   | 1   |     | 1   | 20  |    |
| 1997 | CIN  | Neagle,Denny     |     |     | 1   | 2   | 2   | 13  |    |
| 1998 | CIN  | Shaw,Jeff        |     | 1   | 3   | 2   | 1   | 29  |    |
| 1998 | CIN  | Cone,David       |     |     | 1   | 3   | 3   | 17  |    |
| 1999 | CIN  | Shaw,Jeff        |     |     |     |     | 1   | 1   |    |
| 2000 | CIN  | Cone,David       |     |     |     | 2   | 4   | 3   | 25 |
| 2001 | CIN  | Hampton,Mike     |     | 3   | 1   | 2   | 3   | 35  |    |
| 2001 | CIN  | Hoffman,Trevor   |     | 1   |     | 2   | 3   | 16  |    |
| 2002 | CIN  | Vazquez,Javier   | 8   | 1   | 2   |     |     | 97  |    |
| 2004 | CIN  | Vazquez,Javier   | 7   | 2   | 3   |     |     | 99  |    |
| 2006 | CIN  | Jones,Todd       |     | 1   |     |     | 2   | 9   |    |
| 2006 | CIN  | Haren,Danny      |     |     |     |     | 3   | 3   |    |
| 2008 | CIN  | Peavy,Jake       |     | 1   |     | 2   |     | 13  |    |
| 2009 | CIN  | Billingsley,Chad | 1   | 3   | 2   | 3   |     | 50  |    |
| 2010 | CIN  | Hoffman,Trevor   |     | 1   | 3   | 2   | 4   | 32  |    |
| 2010 | CIN  | Haren,Dan        |     |     |     | 2   | 1   | 7   |    |
| 2012 | CIN  | Haren,Dan        | 4   | 5   |     | 2   |     | 81  |    |
| 2013 | CIN  | Medlen,Kris      |     | 3   | 2   | 2   | 1   | 38  |    |
| 2013 | CIN  | Westbrook,Jake   |     |     |     | 2   | 4   | 10  |    |
| 2015 | CIN  | Teheran,Julio    | 7   | 1   | 2   |     |     | 87  |    |
| 2016 | CIN  | Arrieta,Jake     |     | 1   | 2   | 6   | 2   | 37  |    |
| 2016 | CIN  | Teheran,Julio    |     |     | 3   | 2   | 3   | 24  |    |
| 2017 | CIN  | Martinez,Carlos  |     | 1   | 1   | 3   | 1   | 22  |    |
| 2017 | CIN  | Jansen,Kenley    |     |     | 1   |     |     | 5   |    |
| 1993 | HOU  | Jones,Doug       |     | 2   | 1   | 1   | 2   | 24  |    |
| 1994 | HOU  | Bedrosian,Steve  |     |     |     | 1   | 1   | 4   |    |
| 1996 | HOU  | Navarro,Jaime    |     |     | 1   | 1   | 1   | 9   |    |
| 1996 | HOU  | Hamilton,Joey    |     |     | 1   |     |     | 5   |    |
| 1997 | HOU  | Wagner,Billy     |     |     |     |     | 1   | 1   |    |
| 1998 | HOU  | Reed,Rick        |     | 1   |     | 2   | 2   | 15  |    |
| 2000 | HOU  | Johnson,Randy    |     |     | 4   | 2   | 1   | 27  |    |
| 2002 | HOU  | Reed,Rick        |     | 1   |     | 1   |     | 10  |    |
| 2003 | HOU  | Reed,Rick        | 1   | 1   | 6   | 1   | 1   | 51  |    |
| 2004 | HOU  | Wood,Kerry       |     |     |     |     | 1   | 1   |    |
| 2005 | HOU  | Clemens,Roger    | 1   | 7   |     | 2   |     | 65  |    |
| 2005 | HOU  | Wagner,Billy     |     | 1   | 5   | 3   | 1   | 42  |    |
| 2006 | HOU  | Clemens,Roger    | 6   | 3   | 2   | 1   |     | 94  |    |
| 2006 | HOU  | Loaiza,Esteban   | 1   | 1   | 6   | 1   | 1   | 31  |    |
| 2006 | HOU  | Wagner,Billy     |     |     | 2   | 1   |     | 13  |    |
| 2007 | HOU  | Wagner,Billy     |     |     |     |     | 1   | 1   |    |
| 2007 | HOU  | Lowe,Derek       |     |     |     |     | 1   | 1   |    |
| 2008 | HOU  | Lowe,Derek       |     |     |     |     | 1   | 1   |    |
| 2013 | HOU  | Broxton,Jonathan |     |     |     | 1   | 1   | 8   |    |
| 1986 | LA   | Smith,Dave       |     | 1   |     |     |     | 7   |    |
| 1988 | LA   | Martinez,Dennis  |     | 3   | 1   |     |     | 26  |    |
| 1989 | LA   | Dibble,Rob       |     |     | 1   |     |     | 5   |    |
| 1989 | LA   | Magrane,Joe      |     |     | 1   |     |     | 5   |    |
| 1990 | LA   | Garrelts,Scot    | 4   | 4   | 1   |     |     | 73  |    |
| 1990 | LA   | Magrane,Joe      |     | 3   | 4   |     |     | 41  |    |
| 1991 | LA   | Dibble,Rob       |     |     | 1   |     | 1   | 6   |    |
| 1992 | LA   | Fassero,Jeff     |     |     |     |     | 2   | 2   |    |
| 1992 | LA   | Martinez,Ramon   |     |     |     |     | 1   | 1   |    |
| 1993 | LA   | Rojas,Mel        | 2   | 2   | 1   | 1   | 2   | 44  |    |

### DVAL CY YOUNG Voting History - By Year

| Year        | Team       | Name                  | 1st       | 2nd      | 3rd      | 4th      | 5th      | PTS        |
|-------------|------------|-----------------------|-----------|----------|----------|----------|----------|------------|
| 1997        | CHI        | Astacio,Pedro         |           |          |          |          | 3        | 3          |
| 1997        | STL        | Martinez,Pedro        |           |          |          |          | 1        | 1          |
| 1997        | HOU        | Wagner,Billy          |           |          |          |          | 1        | 1          |
| <b>1998</b> | <b>NYM</b> | <b>Maddux,Greg</b>    | <b>7</b>  | <b>3</b> | <b>1</b> |          | <b>1</b> | <b>97</b>  |
| 1998        | STL        | Martinez,Pedro        | 4         | 6        | 1        |          |          | 87         |
| 1998        | PHI        | Clark,Mark            | 1         | 1        | 5        | 4        |          | 54         |
| 1998        | CIN        | Shaw,Jeff             |           | 1        | 3        | 2        | 1        | 29         |
| 1998        | CIN        | Cone,David            |           |          | 1        | 3        | 3        | 17         |
| 1998        | HOU        | Reed,Rick             |           | 1        |          | 2        | 2        | 15         |
| 1998        | PIT        | Glavine,Tom           |           |          |          | 1        | 4        | 7          |
| 1998        | LA         | Smoltz,John           |           |          | 1        |          |          | 5          |
| 1998        | SD         | Osuna,Antonio         |           |          |          |          | 1        | 1          |
| <b>1999</b> | <b>PIT</b> | <b>Glavine,Tom</b>    | <b>6</b>  | <b>5</b> |          | <b>1</b> |          | <b>98</b>  |
| 1999        | ATL        | Brown,Kevin           | 4         | 5        | 2        |          |          | 85         |
| 1999        | STL        | Martinez,Pedro        | 2         | 1        | 7        | 2        |          | 68         |
| 1999        | LA         | Nen,Rob               |           |          | 3        | 5        | 1        | 31         |
| 1999        | NYM        | Maddux,Greg           |           | 1        |          |          | 3        | 10         |
| 1999        | MON        | Reynolds,Shane        |           |          |          | 2        | 3        | 9          |
| 1999        | SD         | Schilling,Curt        |           |          |          | 2        | 2        | 8          |
| 1999        | CIN        | Shaw,Jeff             |           |          |          | 1        | 1        | 1          |
| 1999        | STL        | Hoffman,Trevor        |           |          |          | 1        | 1        | 1          |
| 1999        | PIT        | Perez,Carlos          |           |          |          | 1        | 1        | 1          |
| <b>2000</b> | <b>STL</b> | <b>Martinez,Pedro</b> | <b>11</b> | <b>1</b> |          |          |          | <b>117</b> |
| 2000        | LA         | Millwood,Kevin        | 1         | 9        | 2        |          |          | 83         |
| 2000        | STL        | Hoffman,Trevor        |           | 2        | 4        | 4        | 2        | 48         |
| 2000        | HOU        | Johnson,Randy         |           |          | 4        | 2        | 1        | 27         |
| 2000        | CIN        | Cone,David            |           |          | 2        | 4        | 3        | 25         |
| 2000        | SF         | Williamson,Scott      |           |          |          | 2        | 3        | 9          |
| 2000        | LA         | Benitez,Armando       |           |          |          | 2        | 2        | 2          |
| 2000        | ATL        | Mantei,Matt           |           |          |          | 1        | 1        | 1          |
| <b>2001</b> | <b>ATL</b> | <b>Brown,Kevin</b>    | <b>7</b>  | <b>4</b> |          | <b>1</b> |          | <b>101</b> |
| 2001        | STL        | Martinez,Pedro        | 5         | 3        |          | 3        | 1        | 81         |
| 2001        | STL        | Wells,David           |           | 1        | 5        | 1        | 1        | 36         |
| 2001        | CIN        | Hampton,Mike          |           | 3        | 1        | 2        | 3        | 35         |
| 2001        | SD         | White,Gabe            |           |          | 4        | 1        | 2        | 25         |
| 2001        | CIN        | Hoffman,Trevor        |           | 1        |          | 2        | 3        | 16         |
| 2001        | NYM        | Maddux,Greg           |           |          | 2        | 1        | 1        | 14         |
| 2001        | STL        | Hernandez,Livan       |           |          |          | 1        |          | 3          |
| 2001        | STL        | Schilling,Curt        |           |          |          |          | 1        | 1          |
| <b>2002</b> | <b>CIN</b> | <b>Vazquez,Javier</b> | <b>8</b>  | <b>1</b> | <b>2</b> |          |          | <b>97</b>  |
| 2002        | CHI        | Maddux,Greg           | 1         | 6        | 3        | 2        |          | 73         |
| 2002        | NYM        | Johnson,Randy         | 1         | 3        | 3        | 4        | 1        | 59         |
| 2002        | SF         | Karsay,Steve          | 1         |          | 3        | 5        | 2        | 42         |
| 2002        | LA         | Nen,Robb              |           | 1        | 1        |          | 4        | 16         |
| 2002        | LA         | Penny,Brad            | 1         |          |          |          | 2        | 12         |
| 2002        | HOU        | Reed,Rick             |           | 1        |          | 1        |          | 10         |
| 2002        | PIT        | Glavine,Tom           |           |          |          |          | 2        | 2          |
| 2002        | STL        | Schilling,Curt        |           |          |          |          | 1        | 1          |
| <b>2003</b> | <b>STL</b> | <b>Schilling,Curt</b> | <b>9</b>  | <b>1</b> | <b>1</b> | <b>1</b> |          | <b>105</b> |
| 2003        | STL        | Martinez,Pedro        | 1         | 7        | 2        | 1        | 1        | 73         |
| 2003        | HOU        | Reed,Rick             | 1         | 1        | 6        | 1        | 1        | 51         |
| 2003        | LA         | Nen,Robb              |           | 1        | 2        | 2        | 2        | 25         |
| 2003        | NYM        | Perez,Odalis          |           | 1        |          | 4        | 3        | 22         |
| 2003        | MON        | Eischen,Joey          |           | 1        |          | 1        | 2        | 12         |
| 2003        | SF         | Hammond,Chris         |           |          | 1        | 2        |          | 11         |
| 2003        | LA         | Millwood,Kevin        | 1         |          |          |          |          | 10         |

### DVAL CY YOUNG Voting History - By Team

| Year | Team | Name            | 1st | 2nd | 3rd | 4th | 5th | PTS |
|------|------|-----------------|-----|-----|-----|-----|-----|-----|
| 1994 | LA   | Smoltz,John     | 8   | 1   | 2   | 1   |     | 100 |
| 1994 | LA   | Candiotti,Tom   |     | 2   |     | 3   | 4   | 27  |
| 1994 | LA   | McMichael,Greg  |     |     | 1   |     |     | 5   |
| 1995 | LA   | Nen,Rob         |     |     | 1   | 1   | 1   | 9   |
| 1996 | LA   | Schourek,Pete   | 1   | 4   | 2   | 3   |     | 57  |
| 1996 | LA   | Smoltz,John     |     | 3   | 3   | 2   | 2   | 44  |
| 1996 | LA   | Nomo,Hideo      | 1   | 2   |     |     | 3   | 27  |
| 1996 | LA   | Martinez,Ramon  | 1   |     | 2   | 2   |     | 26  |
| 1997 | LA   | Nomo,Hideo      |     | 1   | 3   | 1   | 1   | 26  |
| 1997 | LA   | Nen,Rob         |     |     | 1   | 1   |     | 8   |
| 1998 | LA   | Smoltz,John     |     |     | 1   |     |     | 5   |
| 1999 | LA   | Nen,Rob         |     |     | 3   | 5   | 1   | 31  |
| 2000 | LA   | Millwood,Kevin  | 1   | 9   | 2   |     |     | 83  |
| 2000 | LA   | Benitez,Armando |     |     |     |     | 2   | 2   |
| 2002 | LA   | Nen,Robb        |     | 1   | 1   |     | 4   | 16  |
| 2002 | LA   | Penny,Brad      | 1   |     |     |     | 2   | 12  |
| 2003 | LA   | Nen,Robb        |     | 1   | 2   | 2   | 2   | 25  |
| 2003 | LA   | Millwood,Kevin  | 1   |     |     |     |     | 10  |
| 2005 | LA   | Benitez,Armando |     |     |     |     | 1   | 1   |
| 2005 | LA   | Oswalt,Roy      |     |     |     |     | 1   | 1   |
| 2006 | LA   | Lowry,Noah      |     |     |     |     | 1   | 1   |
| 2007 | LA   | Oswalt,Roy      | 8   | 4   |     |     |     | 108 |
| 2009 | LA   | Hamels,Cole     |     |     |     | 1   | 1   | 4   |
| 2010 | LA   | Lee,Cliff       | 8   | 4   |     |     |     | 108 |
| 2011 | LA   | Myers,Brett     | 1   | 5   |     |     | 3   | 48  |
| 2011 | LA   | Kershaw,Clayton |     | 1   |     |     |     | 7   |
| 2011 | LA   | Wilson,Brian    |     |     |     | 1   |     | 3   |
| 2012 | LA   | Kershaw,Clayton | 3   | 1   | 4   | 1   | 1   | 61  |
| 2012 | LA   | Lee,Cliff       |     | 2   | 3   |     | 1   | 30  |
| 2013 | LA   | Kershaw,Clayton | 1   | 4   | 2   | 1   | 1   | 52  |
| 2014 | LA   | Kershaw,Clayton | 3   | 4   | 2   |     | 1   | 69  |
| 2014 | LA   | Greinke,Zack    |     | 2   | 2   | 3   | 1   | 34  |
| 2016 | MIL  | Ziegler,Brad    |     |     |     |     | 1   | 1   |
| 1999 | MON  | Reynolds,Shane  |     |     |     | 2   | 3   | 9   |
| 2003 | MON  | Eischen,Joey    |     | 1   |     | 1   | 2   | 12  |
| 2003 | MON  | Dessens,Elmer   |     |     |     |     | 1   | 1   |
| 2005 | MON  | Gonzalez,Mike   |     |     |     | 1   |     | 3   |
| 2006 | MON  | Martinez,Pedro  | 2   | 6   | 2   | 2   |     | 78  |
| 2006 | MON  | Pettitte,Andy   |     |     |     |     | 3   | 3   |
| 1989 | NYM  | Walk,Bob        |     | 4   | 1   |     |     | 33  |
| 1989 | NYM  | Myers,Randy     | 1   |     | 1   |     |     | 15  |
| 1990 | NYM  | Andersen,Larry  | 5   | 2   | 1   |     |     | 69  |
| 1991 | NYM  | Benes,Andy      | 2   | 5   | 1   |     |     | 60  |
| 1991 | NYM  | Andersen,Larry  |     |     |     |     | 1   | 1   |
| 1992 | NYM  | Gullickson,Bill | 5   |     | 3   | 2   |     | 71  |
| 1992 | NYM  | Maddux,Greg     |     | 3   | 2   | 1   | 1   | 35  |
| 1993 | NYM  | Benes,Andy      | 1   | 4   | 1   | 2   | 1   | 50  |
| 1993 | NYM  | Maddux,Greg     | 1   | 2   |     | 3   | 1   | 34  |
| 1993 | NYM  | Howell,Jay      |     |     |     |     | 1   | 1   |
| 1994 | NYM  | Maddux,Greg     | 4   | 4   |     | 3   |     | 77  |
| 1995 | NYM  | Smith,Zane      |     | 3   | 3   | 1   |     | 39  |
| 1995 | NYM  | Maddux,Greg     |     | 2   |     |     |     | 14  |
| 1995 | NYM  | Smith,Lee       |     |     | 2   |     | 1   | 11  |
| 1996 | NYM  | Maddux,Greg     | 9   | 1   | 1   | 1   |     | 105 |
| 1996 | NYM  | Ashby,Andy      |     |     |     |     | 4   | 4   |
| 1997 | NYM  | Fassero,Jeff    | 11  |     | 1   |     |     | 115 |

### DVAL CY YOUNG Voting History - By Year

| Year        | Team       | Name                  | 1st      | 2nd      | 3rd      | 4th      | 5th      | PTS        |
|-------------|------------|-----------------------|----------|----------|----------|----------|----------|------------|
| 2003        | MON        | Dessens,Elmer         |          |          |          |          | 1        | 1          |
| 2003        | SF         | Padilla,Vicente       |          |          |          |          | 1        | 1          |
| 2003        | SF         | Hammond,Chris         |          |          |          |          | 1        | 1          |
| <b>2004</b> | <b>CIN</b> | <b>Vazquez,Javier</b> | <b>7</b> | <b>2</b> | <b>3</b> |          |          | <b>99</b>  |
| 2004        | STL        | Martinez,Pedro        | 4        | 4        | 4        |          |          | 88         |
| 2004        | SD         | Webb,Brandon          |          | 4        | 1        | 1        | 2        | 38         |
| 2004        | CHI        | Prior,Mark            |          | 2        |          | 7        | 1        | 36         |
| 2004        | CHI        | Cormier,Rheal         | 1        |          | 3        | 1        | 3        | 31         |
| 2004        | CHI        | Hernandez,Livan       |          |          | 1        | 1        | 2        | 10         |
| 2004        | STL        | Gagne,Eric            |          |          |          | 1        | 2        | 5          |
| 2004        | CHI        | Loaiza,Esteban        |          |          |          | 1        | 1        | 4          |
| 2004        | HOU        | Wood,Kerry            |          |          |          |          | 1        | 1          |
| <b>2005</b> | <b>STL</b> | <b>Martinez,Pedro</b> | <b>7</b> | <b>2</b> |          |          | <b>2</b> | <b>86</b>  |
| 2005        | HOU        | Clemens,Roger         | 1        | 7        |          | 2        |          | 65         |
| 2005        | SF         | Pavano,Carl           | 3        |          | 1        | 1        | 4        | 42         |
| 2005        | HOU        | Wagner,Billy          |          | 1        | 5        | 3        | 1        | 42         |
| 2005        | STL        | Johnson,Randy         | 1        | 1        | 2        | 2        | 1        | 34         |
| 2005        | SF         | Carpenter,Chris       |          | 1        | 3        |          | 1        | 23         |
| 2005        | STL        | Gagne,Eric            |          |          |          | 2        | 1        | 7          |
| 2005        | PHI        | Marquis,Jason         |          |          | 1        |          |          | 5          |
| 2005        | STL        | Schilling,Curt        |          |          |          | 1        |          | 3          |
| 2005        | MON        | Gonzalez,Mike         |          |          |          | 1        |          | 3          |
| 2005        | LA         | Oswalt,Roy            |          |          |          |          | 1        | 1          |
| 2005        | LA         | Benitez,Armando       |          |          |          |          | 1        | 1          |
| <b>2006</b> | <b>HOU</b> | <b>Clemens,Roger</b>  | <b>6</b> | <b>3</b> | <b>2</b> | <b>1</b> |          | <b>94</b>  |
| 2006        | MON        | Martinez,Pedro        | 2        | 6        | 2        | 2        |          | 78         |
| 2006        | PIT        | Colon,Bartolo         | 4        | 1        | 5        | 1        |          | 75         |
| 2006        | HOU        | Loaiza,Esteban        |          | 1        | 1        | 6        | 1        | 31         |
| 2006        | HOU        | Wagner,Billy          |          |          | 2        | 1        |          | 13         |
| 2006        | CIN        | Jones,Todd            |          | 1        |          |          | 2        | 9          |
| 2006        | STL        | Qualls,Chad           |          |          |          | 1        | 2        | 5          |
| 2006        | MON        | Pettitte,Andy         |          |          |          |          | 3        | 3          |
| 2006        | CIN        | Haren,Danny           |          |          |          |          | 3        | 3          |
| 2006        | LA         | Lowry,Noah            |          |          |          |          | 1        | 1          |
| <b>2007</b> | <b>LA</b>  | <b>Oswalt,Roy</b>     | <b>8</b> | <b>4</b> |          |          |          | <b>108</b> |
| 2007        | SD         | Webb,Brandon          | 4        | 6        | 1        | 1        |          | 90         |
| 2007        | STL        | Smoltz,John           |          | 2        | 7        |          | 2        | 51         |
| 2007        | CHI        | Meredith,Cla          |          |          | 2        | 5        | 3        | 28         |
| 2007        | SD         | Hensley,Clay          |          |          | 2        | 2        | 1        | 17         |
| 2007        | STL        | Harang,Aaron          |          |          |          | 2        | 3        | 9          |
| 2007        | ATL        | Peavy,Jake            |          |          |          | 1        |          | 3          |
| 2007        | PHI        | Marquis,Jason         |          |          |          | 1        |          | 3          |
| 2007        | SD         | Wuertz,Mike           |          |          |          |          | 1        | 1          |
| 2007        | HOU        | Lowe,Derek            |          |          |          |          | 1        | 1          |
| 2007        | HOU        | Wagner,Billy          |          |          |          |          | 1        | 1          |
| <b>2008</b> | <b>SF</b>  | <b>Young,Chris</b>    | <b>6</b> | <b>2</b> | <b>1</b> | <b>1</b> | <b>1</b> | <b>83</b>  |
| 2008        | CHI        | Oswalt,Roy            | 1        | 5        | 5        |          |          | 70         |
| 2008        | WAS        | Hudson,Tim            | 2        | 2        | 2        | 2        |          | 50         |
| 2008        | CHI        | Saito,Takashi         | 1        | 2        | 3        | 3        | 1        | 49         |
| 2008        | WAS        | Beckett,Josh          | 2        |          | 1        | 2        | 2        | 33         |
| 2008        | CIN        | Peavy,Jake            |          | 1        |          | 2        |          | 13         |
| 2008        | SD         | Springer,Russ         |          |          |          |          | 4        | 4          |
| 2008        | CHI        | Smoltz,John           |          |          |          | 1        | 1        | 4          |
| 2008        | PIT        | Valverde,Jose         |          |          |          | 1        |          | 3          |
| 2008        | HOU        | Lowe,Derek            |          |          |          |          | 1        | 1          |
| 2008        | SF         | Nathan,Joe            |          |          |          |          | 1        | 1          |

### DVAL CY YOUNG Voting History - By Team

| Year | Team | Name             | 1st | 2nd | 3rd | 4th | 5th | PTS |    |    |
|------|------|------------------|-----|-----|-----|-----|-----|-----|----|----|
| 1997 | NYM  | Maddux,Greg      |     | 2   | 2   | 1   | 2   | 29  |    |    |
| 1998 | NYM  | Maddux,Greg      |     | 7   | 3   | 1   |     | 97  |    |    |
| 1999 | NYM  | Maddux,Greg      |     |     | 1   |     |     | 10  |    |    |
| 2001 | NYM  | Maddux,Greg      |     |     |     | 2   | 1   | 14  |    |    |
| 2002 | NYM  | Johnson,Randy    |     | 1   | 3   | 3   | 4   | 59  |    |    |
| 2003 | NYM  | Perez,Odalis     |     |     | 1   |     | 4   | 22  |    |    |
| 2009 | NYM  | Lidge,Brad       |     |     |     |     | 2   | 2   |    |    |
| 2010 | NYM  | Franklin,Ryan    |     |     |     |     | 1   | 3   |    |    |
| 2013 | NYM  | Gonzalez,Gio     |     | 11  |     |     | 1   | 113 |    |    |
| 2014 | NYM  | Kintzler,Brandon |     |     |     |     | 3   | 10  |    |    |
| 2014 | NYM  | Burnett,A.J.     |     |     |     |     | 1   | 5   |    |    |
| 2016 | NYM  | Miller,Andrew    |     |     |     | 1   |     | 8   |    |    |
| 2017 | NYM  | Colon,Bartolo    |     | 1   | 4   | 2   | 2   | 54  |    |    |
| 2017 | NYM  | Miller,Andrew    |     |     | 3   | 1   | 2   | 34  |    |    |
| 2017 | NYM  | Santana,Ervin    |     |     |     |     | 1   | 3   |    |    |
| 1986 | PHI  | Reuschel,Rick    |     |     | 1   |     |     | 7   |    |    |
| 1991 | PHI  | Schatzeder,Dan   |     |     |     |     | 2   | 1   | 7  |    |
| 1998 | PHI  | Clark,Mark       |     | 1   | 1   | 5   | 4   | 54  |    |    |
| 2005 | PHI  | Marquis,Jason    |     |     |     | 1   |     | 5   |    |    |
| 2007 | PHI  | Marquis,Jason    |     |     |     |     | 1   | 3   |    |    |
| 2015 | PHI  | Simon,Alfredo    |     |     | 3   | 3   | 4   | 1   | 49 |    |
| 2015 | PHI  | Arrieta,Jake     |     |     |     |     | 1   | 3   |    |    |
| 1985 | PIT  | Gooden,Dwight    |     |     |     |     | 2   | 10  |    |    |
| 1986 | PIT  | Hershiser,Orel   |     | 1   | 6   | 2   |     | 62  |    |    |
| 1986 | PIT  | Gooden,Dwight    |     |     | 1   | 1   |     | 12  |    |    |
| 1986 | PIT  | Hesketh,Joe      |     |     |     | 2   |     | 10  |    |    |
| 1987 | PIT  | Hershiser,Orel   |     | 7   | 2   |     |     | 84  |    |    |
| 1988 | PIT  | Hershiser,Orel   |     | 9   |     |     |     | 90  |    |    |
| 1991 | PIT  | Harkey,Mike      |     |     |     |     |     | 1   | 1  |    |
| 1992 | PIT  | Maddux,Mike      |     |     | 1   | 1   | 2   | 3   | 21 |    |
| 1993 | PIT  | Tomlin,Randy     |     | 7   | 1   | 2   | 1   | 1   | 91 |    |
| 1994 | PIT  | Glavine,Tom      |     |     | 1   | 1   |     | 2   | 14 |    |
| 1995 | PIT  | Jackson,Danny    |     |     |     | 2   | 2   | 2   | 18 |    |
| 1997 | PIT  | Wells,David      |     |     |     | 1   |     |     | 5  |    |
| 1998 | PIT  | Glavine,Tom      |     |     |     |     | 1   | 4   | 7  |    |
| 1999 | PIT  | Glavine,Tom      |     | 6   | 5   |     | 1   |     | 98 |    |
| 1999 | PIT  | Perez,Carlos     |     |     |     |     |     | 1   | 1  |    |
| 2002 | PIT  | Glavine,Tom      |     |     |     |     |     | 2   | 2  |    |
| 2006 | PIT  | Colon,Bartolo    |     | 4   | 1   | 5   | 1   |     | 75 |    |
| 2008 | PIT  | Valverde,Jose    |     |     |     |     | 1   |     | 3  |    |
| 2011 | PIT  | Hanson,Tommy     |     | 3   | 3   | 2   | 1   | 1   | 65 |    |
| 2011 | PIT  | Halladay,Roy     |     | 2   | 1   | 1   | 1   | 1   | 36 |    |
| 2012 | PIT  | Halladay,Roy     |     |     |     | 3   | 2   | 4   | 25 |    |
| 2013 | PIT  | Dickey,R.A.      |     |     |     |     |     | 1   | 1  |    |
| 2015 | PIT  | Cueto,Johnny     |     |     | 2   | 1   |     | 3   | 22 |    |
| 2017 | PIT  | Moore,Matt       |     |     |     |     | 1   | 1   | 4  |    |
| 1996 | SD   | Worrell,Todd     |     |     | 2   | 1   | 2   | 1   | 26 |    |
| 1998 | SD   | Osuna,Antonio    |     |     |     |     |     | 1   | 1  |    |
| 1999 | SD   | Schilling,Curt   |     |     |     |     | 2   | 2   | 8  |    |
| 2001 | SD   | White,Gabe       |     |     |     | 4   | 1   | 2   | 25 |    |
| 2004 | SD   | Webb,Brandon     |     |     |     | 4   | 1   | 1   | 2  | 38 |
| 2007 | SD   | Webb,Brandon     |     | 4   | 6   | 1   | 1   |     | 90 |    |
| 2007 | SD   | Hensley,Clay     |     |     |     | 2   | 2   | 1   | 17 |    |
| 2007 | SD   | Wuertz,Mike      |     |     |     |     |     | 1   | 1  |    |
| 2008 | SD   | Springer,Russ    |     |     |     |     |     | 4   | 4  |    |
| 2009 | SD   | Webb,Brandon     |     | 1   |     | 1   | 1   | 4   | 22 |    |

### DVAL CY YOUNG Voting History - By Year

| Year        | Team       | Name                   | 1st       | 2nd      | 3rd      | 4th      | 5th      | PTS        |
|-------------|------------|------------------------|-----------|----------|----------|----------|----------|------------|
| 2008        | ATL        | Perez, Oliver          |           |          |          |          | 1        | 1          |
| <b>2009</b> | <b>STL</b> | <b>Nolasco, Ricky</b>  | <b>7</b>  | <b>2</b> |          | <b>2</b> | <b>1</b> | <b>91</b>  |
| 2009        | STL        | Santana, Johan         | 3         | 3        | 4        |          | 1        | 72         |
| 2009        | CIN        | Billingsley, Chad      | 1         | 3        | 2        | 3        |          | 50         |
| 2009        | SF         | Nathan, Joe            |           | 3        | 3        | 2        | 1        | 43         |
| 2009        | SD         | Webb, Brandon          | 1         |          | 1        | 1        | 4        | 22         |
| 2009        | CHI        | Oswalt, Roy            |           | 1        |          | 2        |          | 13         |
| 2009        | SD         | Bradford, Chad         |           |          | 1        | 1        | 1        | 9          |
| 2009        | SD         | Lincecum, Tim          |           |          | 1        |          |          | 5          |
| 2009        | LA         | Hamels, Cole           |           |          |          | 1        | 1        | 4          |
| 2009        | NYM        | Lidge, Brad            |           |          |          | 2        | 2        | 2          |
| 2009        | STL        | Qualls, Chad           |           |          |          | 1        | 1        | 1          |
| <b>2010</b> | <b>LA</b>  | <b>Lee, Cliff</b>      | <b>8</b>  | <b>4</b> |          |          |          | <b>108</b> |
| 2010        | SD         | Lincecum, Tim          | 4         | 3        | 2        | 2        | 1        | 78         |
| 2010        | STL        | Santana, Johan         |           | 4        | 2        | 3        | 2        | 49         |
| 2010        | SD         | Cain, Matt             |           |          | 5        | 1        | 4        | 32         |
| 2010        | CIN        | Hoffman, Trevor        |           | 1        | 3        | 2        | 4        | 32         |
| 2010        | CIN        | Haren, Dan             |           |          |          | 2        | 1        | 7          |
| 2010        | NYM        | Franklin, Ryan         |           |          |          | 1        |          | 3          |
| 2010        | SD         | Correia, Kevin         |           |          |          | 1        |          | 3          |
| <b>2011</b> | <b>PIT</b> | <b>Hanson, Tommy</b>   | <b>3</b>  | <b>3</b> | <b>2</b> | <b>1</b> | <b>1</b> | <b>65</b>  |
| 2011        | CHI        | Wainwright, Adam       | 3         | 1        | 2        | 2        |          | 53         |
| 2011        | LA         | Myers, Brett           | 1         | 5        |          |          | 3        | 48         |
| 2011        | PIT        | Halladay, Roy          | 2         | 1        | 1        | 1        | 1        | 36         |
| 2011        | STL        | Romo, Sergio           | 2         |          | 1        |          | 3        | 28         |
| 2011        | STL        | Nolasco, Ricky         | 1         |          | 2        | 1        |          | 23         |
| 2011        | STL        | Garcia, Jaime          |           | 1        |          | 3        | 1        | 17         |
| 2011        | SD         | Lincecum, Tim          |           |          | 2        | 1        |          | 13         |
| 2011        | CHI        | Wagner, Billy          |           |          | 1        | 1        | 2        | 10         |
| 2011        | LA         | Kershaw, Clayton       |           | 1        |          |          |          | 7          |
| 2011        | SD         | Carpenter, Chris       |           |          | 1        |          |          | 5          |
| 2011        | LA         | Wilson, Brian          |           |          |          | 1        |          | 3          |
| <b>2012</b> | <b>CIN</b> | <b>Haren, Dan</b>      | <b>4</b>  | <b>5</b> |          | <b>2</b> |          | <b>81</b>  |
| 2012        | STL        | O'Flaherty, Eric       | 5         | 1        | 1        | 2        |          | 68         |
| 2012        | LA         | Kershaw, Clayton       | 3         | 1        | 4        | 1        | 1        | 61         |
| 2012        | SD         | Lincecum, Tim          |           | 3        | 1        | 4        | 2        | 40         |
| 2012        | LA         | Lee, Cliff             |           | 2        | 3        |          | 1        | 30         |
| 2012        | PIT        | Halladay, Roy          |           |          | 3        | 2        | 4        | 25         |
| 2012        | SD         | Cain, Matt             |           |          |          | 1        | 1        | 4          |
| 2012        | STL        | Rodriguez, Wendy       |           |          |          |          | 3        | 3          |
| <b>2013</b> | <b>NYM</b> | <b>Gonzalez, Gio</b>   | <b>11</b> |          |          | <b>1</b> |          | <b>113</b> |
| 2013        | SD         | Cain, Matt             |           | 5        | 6        | 1        |          | 68         |
| 2013        | LA         | Kershaw, Clayton       | 1         | 4        | 2        | 1        | 1        | 52         |
| 2013        | CIN        | Medlen, Kris           |           | 3        | 2        | 2        | 1        | 38         |
| 2013        | STL        | Vogelsong, Ryan        |           |          |          | 3        | 2        | 11         |
| 2013        | CIN        | Westbrook, Jake        |           |          |          | 2        | 4        | 10         |
| 2013        | HOU        | Broxton, Jonathan      |           |          | 1        | 1        |          | 8          |
| 2013        | CHI        | Kimbrel, Craig         |           |          | 1        |          | 2        | 7          |
| 2013        | CHI        | Bumgarner, Madison     |           |          |          | 1        | 1        | 4          |
| 2013        | PIT        | Dickey, R.A.           |           |          |          |          | 1        | 1          |
| <b>2014</b> | <b>STL</b> | <b>Fernandez, Jose</b> | <b>7</b>  | <b>2</b> | <b>3</b> |          |          | <b>99</b>  |
| 2014        | STL        | Lee, Cliff             | 2         | 4        | 3        | 2        |          | 69         |
| 2014        | LA         | Kershaw, Clayton       | 3         | 4        | 2        |          | 1        | 69         |
| 2014        | LA         | Greinke, Zack          |           | 2        | 2        | 3        | 1        | 34         |
| 2014        | NYM        | Kintzler, Brandon      |           |          |          | 3        | 1        | 10         |
| 2014        | STL        | Melancon, Mark         |           |          | 1        | 1        | 1        | 9          |

### DVAL CY YOUNG Voting History - By Team

| Year | Team | Name              | 1st | 2nd | 3rd | 4th | 5th | PTS |
|------|------|-------------------|-----|-----|-----|-----|-----|-----|
| 2009 | SD   | Bradford, Chad    |     |     | 1   | 1   | 1   | 9   |
| 2009 | SD   | Lincecum, Tim     |     |     | 1   |     |     | 5   |
| 2010 | SD   | Lincecum, Tim     | 4   | 3   | 2   | 2   | 1   | 78  |
| 2010 | SD   | Cain, Matt        |     |     | 5   | 1   | 4   | 32  |
| 2010 | SD   | Correia, Kevin    |     |     |     | 1   |     | 3   |
| 2011 | SD   | Lincecum, Tim     |     |     | 2   | 1   |     | 13  |
| 2011 | SD   | Carpenter, Chris  |     |     | 1   |     |     | 5   |
| 2012 | SD   | Lincecum, Tim     |     | 3   | 1   | 4   | 2   | 40  |
| 2012 | SD   | Cain, Matt        |     |     |     | 1   | 1   | 4   |
| 2013 | SD   | Cain, Matt        |     | 5   | 6   | 1   |     | 68  |
| 2014 | SD   | Strasburg, Steven |     |     |     | 1   | 1   | 4   |
| 2014 | SD   | Watson, Tony      |     |     |     |     | 2   | 2   |
| 2014 | SD   | Lohse, Kyle       |     |     |     |     | 1   | 1   |
| 2015 | SD   | Lackey, John      |     |     |     |     | 1   | 1   |
| 2016 | SD   | Lackey, John      | 6   | 2   | 4   |     |     | 94  |
| 2016 | SD   | Rondon, Hector    |     |     |     |     | 1   | 1   |
| 1987 | SF   | Ojeda, Bob        |     | 1   | 1   |     |     | 12  |
| 1988 | SF   | Franco, John      |     |     | 2   |     |     | 10  |
| 1989 | SF   | Franco, John      |     | 1   |     |     |     | 7   |
| 1991 | SF   | Welch, Bob        | 1   | 3   | 3   | 1   | 2   | 51  |
| 1991 | SF   | Franco, John      |     |     |     |     | 1   | 1   |
| 1993 | SF   | Tewksbury, Bob    |     |     |     |     | 1   | 1   |
| 1994 | SF   | Wetteland, John   |     |     | 3   | 2   |     | 21  |
| 2000 | SF   | Williamson, Scott |     |     |     | 2   | 3   | 9   |
| 2002 | SF   | Karsay, Steve     | 1   |     | 3   | 5   | 2   | 42  |
| 2003 | SF   | Hammond, Chris    |     |     | 1   | 2   |     | 11  |
| 2003 | SF   | Padilla, Vicente  |     |     |     |     | 1   | 1   |
| 2003 | SF   | Hammond, Chris    |     |     |     |     | 1   | 1   |
| 2005 | SF   | Pavano, Carl      | 3   |     | 1   | 1   | 4   | 42  |
| 2005 | SF   | Carpenter, Chris  |     | 1   | 3   |     | 1   | 23  |
| 2008 | SF   | Young, Chris      | 6   | 2   | 1   | 1   | 1   | 83  |
| 2008 | SF   | Nathan, Joe       |     |     |     |     | 1   | 1   |
| 2009 | SF   | Nathan, Joe       |     | 3   | 3   | 2   | 1   | 43  |
| 2017 | SF   | Kennedy, Ian      |     |     | 3   |     | 2   | 17  |
| 1985 | STL  | Mahler, Rick      | 3   | 3   | 2   |     |     | 61  |
| 1985 | STL  | Sutter, Bruce     | 5   | 1   |     |     |     | 57  |
| 1986 | STL  | Andujar, Joaquin  | 1   |     | 1   |     |     | 15  |
| 1986 | STL  | Cox, Danny        |     |     |     | 1   |     | 5   |
| 1987 | STL  | Cox, Danny        |     |     |     | 1   |     | 5   |
| 1990 | STL  | Russell, Jeff     |     |     |     | 1   |     | 5   |
| 1991 | STL  | Whitson, Ed       |     |     | 1   | 2   | 1   | 12  |
| 1992 | STL  | Martinez, Dennis  | 4   | 2   | 2   | 1   |     | 67  |
| 1992 | STL  | Langston, Mark    | 1   | 4   | 1   | 3   | 1   | 53  |
| 1992 | STL  | Belcher, Tim      |     |     |     |     | 2   | 2   |
| 1993 | STL  | Burkett, John     |     |     |     | 1   | 1   | 9   |
| 1994 | STL  | Swift, Billy      |     | 1   | 4   |     | 2   | 29  |
| 1994 | STL  | Russell, Jeff     |     |     |     |     | 1   | 1   |
| 1995 | STL  | Martinez, Pedro   |     |     |     |     | 1   | 1   |
| 1996 | STL  | Henneman, Mike    |     |     |     |     | 1   | 1   |
| 1997 | STL  | Martinez, Pedro   |     |     |     |     | 1   | 1   |
| 1998 | STL  | Martinez, Pedro   | 4   | 6   | 1   |     |     | 87  |
| 1999 | STL  | Martinez, Pedro   | 2   | 1   | 7   | 2   |     | 68  |
| 1999 | STL  | Hoffman, Trevor   |     |     |     |     | 1   | 1   |
| 2000 | STL  | Martinez, Pedro   | 11  | 1   |     |     |     | 117 |
| 2000 | STL  | Hoffman, Trevor   |     | 2   | 4   | 4   | 2   | 48  |
| 2001 | STL  | Martinez, Pedro   | 5   | 3   |     | 3   | 1   | 81  |

### DVAL CY YOUNG Voting History - By Year

| Year        | Team       | Name                 | 1st      | 2nd      | 3rd      | 4th | 5th | PTS       |
|-------------|------------|----------------------|----------|----------|----------|-----|-----|-----------|
| 2014        | NYM        | Burnett,A.J.         |          |          | 1        |     |     | 5         |
| 2014        | SD         | Strasburg,Steven     |          |          |          | 1   | 1   | 4         |
| 2014        | SD         | Watson,Tony          |          |          |          |     | 2   | 2         |
| 2014        | WAS        | Nathan,Joe           |          |          |          | 1   |     | 1         |
| 2014        | SD         | Lohse,Kyle           |          |          |          | 1   |     | 1         |
| 2014        | CHI        | Kimbrel,Craig        |          |          |          | 1   |     | 1         |
| <b>2015</b> | <b>CIN</b> | <b>Teheran,Julio</b> | <b>7</b> | <b>1</b> | <b>2</b> |     |     | <b>87</b> |
| 2015        | CHI        | Wainwright,Adam      | 4        | 3        | 3        | 1   |     | 79        |
| 2015        | PHI        | Simon,Alfredo        |          | 3        | 3        | 4   | 1   | 49        |
| 2015        | CHI        | Kimbrel,Craig        |          | 3        |          | 3   | 1   | 36        |
| 2015        | PIT        | Cueto,Johnny         |          | 2        | 1        |     | 3   | 22        |
| 2015        | WAS        | Roark,Tanner         | 1        |          |          | 2   | 2   | 18        |
| 2015        | WAS        | Street,Huston        |          |          | 1        | 1   | 2   | 10        |
| 2015        | WAS        | Zimmermann,Jordan    |          |          | 1        |     | 2   | 7         |
| 2015        | PHI        | Arrieta,Jake         |          |          |          | 1   |     | 3         |
| 2015        | SD         | Lackey,John          |          |          |          |     | 1   | 1         |
| <b>2016</b> | <b>SD</b>  | <b>Lackey,John</b>   | <b>6</b> | <b>2</b> | <b>4</b> |     |     | <b>94</b> |
| 2016        | CHI        | Bumgarner,Madison    | 4        | 6        | 2        |     |     | 92        |
| 2016        | STL        | Happ,J.A.            | 2        | 3        |          | 3   |     | 50        |
| 2016        | CIN        | Arrieta,Jake         |          | 1        | 2        | 6   | 2   | 37        |
| 2016        | CIN        | Teheran,Julio        |          |          | 3        | 2   | 3   | 24        |
| 2016        | NYM        | Miller,Andrew        |          |          | 1        |     | 3   | 8         |
| 2016        | ATL        | Chapman,Aroldis      |          |          |          | 1   | 1   | 4         |
| 2016        | MIL        | Ziegler,Brad         |          |          |          |     | 1   | 1         |
| 2016        | SD         | Rondon,Hector        |          |          |          |     | 1   | 1         |
| 2016        | CHI        | DeGrom,Jacob         |          |          |          |     | 1   | 1         |
| 2017        | STL        | Happ,J.A.            | 8        | 1        |          |     | 2   | 89        |
| 2017        | NYM        | Colon,Bartolo        | 1        | 4        | 2        | 2   |     | 54        |
| 2017        | STL        | Fernandez,Jose       | 3        |          | 1        | 2   |     | 41        |
| 2017        | NYM        | Miller,Andrew        |          | 3        | 1        | 2   | 2   | 34        |
| 2017        | STL        | Melancon,Mark        |          | 2        | 2        | 1   |     | 27        |
| 2017        | CIN        | Martinez,Carlos      |          | 1        | 1        | 3   | 1   | 22        |
| 2017        | SF         | Kennedy,Ian          |          |          | 3        |     | 2   | 17        |
| 2017        | ATL        | Syndergaard,Noah     |          | 1        |          |     | 1   | 8         |
| 2017        | STL        | Estrada,Marco        |          |          |          | 1   | 1   | 6         |
| 2017        | CIN        | Jansen,Kenley        |          |          | 1        |     |     | 5         |
| 2017        | PIT        | Moore,Matt           |          |          |          | 1   | 1   | 4         |
| 2017        | NYM        | Santana,Ervin        |          |          |          | 1   |     | 3         |
| 2017        | CHI        | Scherzer,Max         |          |          |          |     | 1   | 1         |
| 2017        | WAS        | Hendricks,Kyle       |          |          |          |     | 1   | 1         |

### DVAL CY YOUNG Voting History - By Team

| Year | Team | Name              | 1st | 2nd | 3rd | 4th | 5th | PTS |    |
|------|------|-------------------|-----|-----|-----|-----|-----|-----|----|
| 2001 | STL  | Wells,David       |     | 1   | 5   | 1   | 1   | 36  |    |
| 2001 | STL  | Hernandez,Livan   |     |     |     | 1   |     | 3   |    |
| 2001 | STL  | Schilling,Curt    |     |     |     |     | 1   | 1   |    |
| 2002 | STL  | Schilling,Curt    |     |     |     |     | 1   | 1   |    |
| 2003 | STL  | Schilling,Curt    | 9   | 1   | 1   | 1   |     | 105 |    |
| 2003 | STL  | Martinez,Pedro    | 1   | 7   | 2   | 1   | 1   | 73  |    |
| 2004 | STL  | Martinez,Pedro    | 4   | 4   | 4   |     |     | 88  |    |
| 2004 | STL  | Gagne,Eric        |     |     |     | 1   | 2   | 5   |    |
| 2005 | STL  | Martinez,Pedro    | 7   | 2   |     |     | 2   | 86  |    |
| 2005 | STL  | Johnson,Randy     | 1   | 1   | 2   | 2   | 1   | 34  |    |
| 2005 | STL  | Gagne,Eric        |     |     |     | 2   | 1   | 7   |    |
| 2005 | STL  | Schilling,Curt    |     |     |     |     | 1   | 3   |    |
| 2006 | STL  | Qualls,Chad       |     |     |     |     | 1   | 2   | 5  |
| 2007 | STL  | Smoltz,John       |     | 2   | 7   |     | 2   | 51  |    |
| 2007 | STL  | Harang,Aaron      |     |     |     | 2   | 3   | 9   |    |
| 2009 | STL  | Nolasco,Ricky     | 7   | 2   |     | 2   | 1   | 91  |    |
| 2009 | STL  | Santana,Johan     | 3   | 3   | 4   |     | 1   | 72  |    |
| 2009 | STL  | Qualls,Chad       |     |     |     |     | 1   | 1   |    |
| 2010 | STL  | Santana,Johan     |     | 4   | 2   | 3   | 2   | 49  |    |
| 2011 | STL  | Romo,Sergio       | 2   |     | 1   |     | 3   | 28  |    |
| 2011 | STL  | Nolasco,Ricky     | 1   |     | 2   | 1   |     | 23  |    |
| 2011 | STL  | Garcia,Jaime      |     | 1   |     | 3   | 1   | 17  |    |
| 2012 | STL  | O'Flaherty,Eric   | 5   | 1   | 1   | 2   |     | 68  |    |
| 2012 | STL  | Rodriguez,Wandy   |     |     |     |     | 3   | 3   |    |
| 2013 | STL  | Vogelsong,Ryan    |     |     |     | 3   | 2   | 11  |    |
| 2014 | STL  | Fernandez,Jose    | 7   | 2   | 3   |     |     | 99  |    |
| 2014 | STL  | Lee,Cliff         | 2   | 4   | 3   | 2   |     | 69  |    |
| 2014 | STL  | Melancon,Mark     |     |     |     | 1   | 1   | 1   | 9  |
| 2016 | STL  | Happ,J.A.         | 2   | 3   |     | 3   |     | 50  |    |
| 2017 | STL  | Happ,J.A.         | 8   | 1   |     |     | 2   | 89  |    |
| 2017 | STL  | Fernandez,Jose    | 3   |     | 1   | 2   |     | 41  |    |
| 2017 | STL  | Melancon,Mark     |     | 2   | 2   | 1   |     | 27  |    |
| 2017 | STL  | Estrada,Marco     |     |     |     | 1   | 1   | 6   |    |
| 2008 | WAS  | Hudson,Tim        | 2   | 2   | 2   | 2   |     | 50  |    |
| 2008 | WAS  | Beckett,Josh      | 2   |     | 1   | 2   | 2   | 33  |    |
| 2014 | WAS  | Nathan,Joe        |     |     |     |     | 1   | 1   |    |
| 2015 | WAS  | Roark,Tanner      | 1   |     |     | 2   | 2   | 18  |    |
| 2015 | WAS  | Street,Huston     |     |     |     | 1   | 1   | 2   | 10 |
| 2015 | WAS  | Zimmermann,Jordan |     |     |     | 1   |     | 2   | 7  |
| 2017 | WAS  | Hendricks,Kyle    |     |     |     |     | 1   | 1   |    |

## DVAL ALL-STAR SELECTIONS

| Year | C   | 1B           | 2B          | 3B                    | SS                       | OF                   | OF          | OF          | SP                   | RP           |                     |           |
|------|-----|--------------|-------------|-----------------------|--------------------------|----------------------|-------------|-------------|----------------------|--------------|---------------------|-----------|
| 1984 | 1st | T.Pena       | D.Evans     | T.Herr                | P.Guerrero               | I.DeJesus            | A.Dawson    | D.Murphy    | D.Strawberry         | J.Reuss      | C.Diaz              |           |
|      | 2nd | K.Moreland   | R.Knight    | S.Sax<br>J.Youngblood | B.Homer                  | D.Thon               | G.Hendrick  | T.Raines    | L.Smith<br>A.Wiggins | B.Welch      | T.Forster           |           |
| 1985 | 1st | B.Brenly     | K.Hernandez | R.Sandberg            | M.Schmidt                | C.Reynolds           | V.Hayes     | J.Leonard   | T.Raines             | R.Mahler     | B.Sutter            |           |
|      | 2nd | G.Carter     | M.Easler    | J.Ray                 | P.Guerrero               | G.Templeton          | D.Gladden   | W.McGee     | T.Puhl               | F.Valenzuela | D.Sisk              |           |
| 1986 | 1st | G.Carter     | P.Guerrero  | R.Sandberg            | M.Schmidt                | G.Templeton          | W.McGee     | D.Parker    | T.Raines             | F.Valenzuela | B.James             |           |
|      | 2nd | M.Scioscia   | B.Horner    | T.Flannery            | C.Brown                  | O.Smith              | B.Butler    | J.Clark     | D.Murphy             | O.Hershiser  | D.Smith             |           |
| 1987 | 1st | T.Pena       | S.Bream     | R.Sandberg            | M.Schmidt                | O.Smith              | E.Davis     | V.Hayes     | T.Raines             | McReynolds   | O.Hershiser         | T.Worrell |
|      | 2nd | B.Brenly     | G.Davis     | J.Samuel              | D.Walling                | H.Brooks             | T.Gwynn     | E.Milner    | D.Murphy<br>G.Wilson | B.Gullickson | D.Smith             |           |
| 1988 | 1st | B.Brenly     | W.Clark     | R.Ready               | M.Schmidt                | O.Smith              | K.Daniels   | A.Dawson    | T.Gwynn              | T.Raines     | O.Hershiser         | T.Burke   |
|      | 2nd | B.Santiago   | J.Clark     | B.Doran               | H.Johnson                | J.Uribe              | B.Butler    | V.Coleman   | A.Van Slyke          | M.Scott      | J.Franco            |           |
| 1989 | 1st | T.Pena       | A.Galarraga | J.Ray                 | H.Johnson                | B.Larkin             | A.Dawson    | McReynolds  | D.Strawberry         | J.Tudor      | R.Myers             |           |
|      | 2nd | G.Carter     | P.Guerrero  | R.Gant                | K.Mitchell               | O.Smith              | E.Davis     | K.Mitchell  | B.Butler             | M.Scott      | R.Dibble            |           |
| 1990 | 1st | M.Lavalliere | B.Bonilla   | R.Sandberg            | H.Johnson                | D.Thon               | E.Davis     | McReynolds  | L.Smith              | S.Garrelts   | L.Andersen          |           |
|      | 2nd | C.Biggio     | N.Esasky    | S.Sax                 | K.Mitchell               | S.Dunston            | P.Bradley   | T.Raines    | C.Washingt'n         | J.Magrane    | R.Dibble            |           |
| 1991 | 1st | M.Scioscia   | E.Murray    | R.Sandberg            | B.Roberts                | B.Larkin             | K.Daniels   | A.Dawson    | McReynolds           | D.Drabek     | D.Eckersley         |           |
|      | 2nd | C.Biggio     | W.Clark     | M.Duncan              | B.Bonilla                | S.Dunston            | R.Gant      | J.Kruk      | W.McGee              | An.Benes     | D.Schatzeder        |           |
| 1992 | 1st | C.Biggio     | H.Morris    | R.Sandberg            | M.Williams               | B.Larkin             | B.Bonds     | O.Nixon     | T.Raines             | D.Martinez   | M.Maddux            |           |
|      | 2nd | M.Sasser     | R.Palmeiro  | R.Alomar              | T.Zeile                  | J.Bell               | B.Bonilla   | A.Dawson    | D.Strawberry         | B.Gullickson | J.Fassero           |           |
| 1993 | 1st | D.Daulton    | M.Grace     | R.Sandberg            | G.Sheffield              | O.Smith              | B.Bonds     | J.Carter    | A.Van Slyke          | D.Tomlin     | M.Rojas             |           |
|      | 2nd | J.Girardi    | F.McGriff   | D.DeShields           | D.Hollins<br>T.Pendleton | J.Bell               | B.Butler    | R.Lankford  | O.Nixon              | An.Benes     | D.Jones             |           |
| 1994 | 1st | M.Piazza     | A.Galarraga | D.DeShields           | C.Hayes                  | J.Bell               | B.Bonds     | T.Gwynn     | P.O'Neill            | J.Smoltz     | J.Wetteland         |           |
|      | 2nd | D.Daulton    | R.Palmeiro  | R.Alomar              | M.Williams               | B.Larkin             | D.Bichette  | B.Gilkey    | P.Plantier           | G.Maddux     | B.Harvey            |           |
| 1995 | 1st | M.Piazza     | A.Galarraga | C.Biggio              | K.Caminiti               | B.Larkin             | B.Bonds     | T.Gwynn     | S.Sosa               | D.Cone       | C.McElroy           |           |
|      | 2nd | R.Wilkins    | J.Bagwell   | B.Roberts             | B.Bonilla                | W.Cordero            | B.Butler    | P.O'Neill   | L.Walker             | J.Smiley     | R.Nen               |           |
| 1996 | 1st | M.Piazza     | R.Palmeiro  | C.Biggio              | B.Bonilla                | B.Larkin             | D.Bichette  | B.Bonds     | L.Walker             | G.Maddux     | To.Worrell          |           |
|      | 2nd | J.Lopez      | F.McGriff   | R.Alomar              | V.Castilla               | J.Vizcaino           | R.Gant      | R.Lankford  | R.Sanders            | P.Schourek   | D.Veres             |           |
| 1997 | 1st | M.Piazza     | A.Galarraga | E.Young               | M.Williams               | B.Larkin             | D.Bichette  | E.Burks     | G.Sheffield          | J.Fassero    | J.Shaw              |           |
|      | 2nd | T.Hundley    | R.Palmeiro  | C.Biggio              | K.Caminiti               | E.Renteria           | B.Bonds     | B.Gilkey    | T.Gwynn              | K.Brown      | R.Nen               |           |
| 1998 | 1st | M.Piazza     | J.Bagwell   | C.Biggio              | M.Williams               | S.Dunston            | B.Bonds     | T.Gwynn     | L.Walker             | G.Maddux     | J.Shaw              |           |
|      | 2nd | J.Lopez      | M.McGwire   | E.Young               | B.Huskey                 | J.Blauser            | M.Alou      | J.Burnitz   | R.Henderson          | D.Martinez   | A.Osuna             |           |
| 1999 | 1st | M.Piazza     | M.McGwire   | C.Biggio              | S.Rolen                  | B.Larkin             | B.Abreu     | B.Bonds     | S.Sosa               | T.Glavine    | R.Nen               |           |
|      | 2nd | J.Kendall    | J.Olerud    | J.Kent                | K.Caminiti               | E.Alfonzo<br>C.Gomez | M.Alou      | V.Guerrero  | B.Jordan             | K.Brown      | T.Hoffman<br>J.Shaw |           |
| 2000 | 1st | M.Piazza     | J.Olerud    | R.Alomar              | C.Jones                  | B.Larkin             | J.Burnitz   | C.Everett   | S.Sosa               | P.Martinez   | T.Hoffman           |           |
|      | 2nd | M.Lieberthal | R.Palmeiro  | E.Alfonzo             | S.Rolen                  | T.Womack             | V.Guerrero  | G.Sheffield | L.Walker             | K.Millwood   | S.Williamson        |           |
| 2001 | 1st | M.Piazza     | T.Helton    | J.Vidro               | C.Jones                  | B.Larkin             | G.Sheffield | V.Guerrero  | S.Sosa               | K.Brown      | G.White             |           |
|      | 2nd | B.Ausmus     | J.Bagwell   | L.Castillo            | P.Nevin                  | N.Perez              | B.Bonds     | B.Abreu     | S.Finley             | P.Martinez   | T.Hoffman           |           |



## DVAL ALL-STAR SELECTIONS

| Year | C   | 1B          | 2B            | 3B          | SS            | OF         | OF         | OF           | SP            | RP           |              |
|------|-----|-------------|---------------|-------------|---------------|------------|------------|--------------|---------------|--------------|--------------|
| 2002 | 1st | M.Piazza    | J.Bagwell     | B.Boone     | C.Jones       | R.Aurilia  | B.Bonds    | L.Gonzalez   | L.Berkman     | J.Vazquez    | S.Karsay     |
|      | 2nd | P.LoDuca    | J.Edmonds     | C.Biggio    | A.Ramirez     | J.Rollins  | A.Pujols   | S.Sosa       | T.Gwynn       | G.Maddux     | R.Nen        |
| 2003 | 1st | P.LoDuca    | R.Klesko      | J.Kent      | K.Millar      | R.Aurilia  | B.Bonds    | V.Guerrero   | S.Green       | C.Schilling  | R.Nen        |
|      | 2nd | J.Kendall   | T.Helton      | A.Kennedy   | A.Pujols      | E.Renteria | B.Giles    | A.Jones      | L.Walker      | P.Martinez   | J.Eischen    |
| 2004 | 1st | J.Lopez     | T.Helton      | M.Giles     | B.Mueller     | E.Renteria | A.Pujols   | V.Guerrero   | B.Bonds       | J.Vazquez    | R.Cormier    |
|      | 2nd | J.Kendall   | D.Lee         | B.Boone     | S.Rolen       | O.Cabrera  | R.Sanders  | G.Sheffield  | J.Edmonds     | P.Martinez   | E.Gagne      |
| 2005 | 1st | J.Lopez     | A.Pujols      | J.Kent      | A.Beltre      | E.Renteria | B.Bonds    | B.Abreu      | V.Guerrero    | P.Martinez   | B.Wagner     |
|      | 2nd | I.Rodriguez | T.Helton      | M.Loretta   | A.Ramirez     | J.Wilson   | J.Edmonds  | A.Dunn       | G.Sheffield   | R.Clemens    | E.Gagne      |
| 2006 | 1st | M.Barrett   | D.Lee         | M.Giles     | B.Mueller     | J.Rollins  | A.Jones    | M.Alou       | V.Guerrero    | R.Clemens    | B.Wagner     |
|      | 2nd | P.LoDuca    | A.Pujols      | P.Polanco   | M.Cabrera     | D.Eckstein | C.Floyd    | L.Berkman    | K.Griffey     | B.Colon      | T.Jones      |
| 2007 | 1st | B.McCann    | R.Howard      | C.Utley     | F.Sanchez     | H.Ramirez  | A.Soriano  | J.Dye        | V.Guerrero    | R.Oswalt     | C.Meredith   |
|      | 2nd | P.LoDuca    | P.Konerko     | R.Durham    | M.Cabrera     | J.Reyes    | C.Beltran  | B.Abreu      | J.Pierre      | B.Webb       | B.Wagner     |
| 2008 | 1st | B.McCann    | A.Pujols      | B.Phillips  | M.Cabrera     | H.Ramirez  | C.Lee      | V.Guerrero   | A.Soriano     | C.Young      | T.Saito      |
|      | 2nd | R.Martin    | L.Berkman     | P.Polanco   | C.Jones       | J.Rollins  | A.Rowand   | E.Byrnes     | J.Pierre      | R.Oswalt     | R.Springer   |
| 2009 | 1st | B.McCann    | A.Pujols      | C.Utley     | D.Wright      | H.Ramirez  | C.Beltran  | R.Ludwick    | J.Bay         | R.Nolasco    | J.Nathan     |
|      | 2nd | R.Martin    | R.Howard      | D.Ugla      | C.Jones       | S.Drew     | M.Ramirez  | C.Quentin    | J.Dye         | J.Santana    | C.Bradford   |
| 2010 | 1st | B.McCann    | A.Pujols      | B.Phillips  | M.Reynolds    | H.Ramirez  | J.Bay      | C.Lee        | J.Upton       | C.Lee        | T.Hoffman    |
|      | 2nd | B.Molina    | D.Lee         | P.Polanco   | P.Sandoval    | M.Tejada   | M.Holliday | M.Bourn      | A.Ethier      | T.Lincecum   | R.Franklin   |
| 2011 | 1st | B.Posey     | J.Votto       | K.Johnson   | A.Beltre      | H.Ramirez  | J.Hamilton | M.Holliday   | M.Kemp        | T.Hanson     | S.Romo       |
|      | 2nd | C.Ruiz      | A.Huff        | D.Ugla      | R.Zimmerman   | R.Furcal   | H.Pence    | C.Rasmus     | L.Scott       | B.Myers      | B.Wagner     |
| 2012 | 1st | M.Montero   | M.Cabrera     | N.Walker    | A.Beltre      | J.Reyes    | J.Hamilton | J.Upton      | M.Kemp        | D.Haren      | E.O'Flaherty |
|      | 2nd | Y.Molina    | A.Gonzalez    | J.Carroll   | C.Jones       | S.Castro   | M.Bourn    | L.Berkman    | C.Maybin      | C.Kershaw    | K.Farnsworth |
| 2013 | 1st | B.Posey     | A.LaRoche     | A.Hill      | E.Encarnacion | S.Castro   | J.Hamilton | A.Pagan      | M.Bourn       | G.Gonzalez   | K.Medlen     |
|      | 2nd | C.Ruiz      | P.Goldschmidt | M.Scutaro   | A.Beltre      | J.Carroll  | G.Stanton  | J.Upton      | J.Heyward     | C.Kershaw    | J.Broxton    |
| 2014 | 1st | B.Posey     | M.Cabrera     | M.Carpenter | E.Encarnacion | J.Segura   | S.Choo     | M.Holliday   | A.McCutchen   | J.Fernandez  | M.Melancon   |
|      | 2nd | J.Lucroy    | J.Votto       | C.Utley     | A.Beltre      | I.Desmond  | S.Marte    | Y.Puig       | C.Beltran     | C.Kershaw    | B.Kintzler   |
| 2015 | 1st | R.Martin    | J.Morneau     | J.Altuve    | T.Frazier     | S.Castro   | M.Kemp     | A.McCutchen  | G.Stanton     | J.Teheran    | C.Kimbrel    |
|      | 2nd | Y.Molina    | M.Cabrera     | J.Harrison  | A.Beltre      | J.Reyes    | D.Stubbs   | J.Upton      | E.Encarnacion | A.Wainwright | H.Street     |
| 2016 | 1st | F.Cervelli  | P.Goldschmidt | D.Gordon    | Y.Escobar     | J.Reyes    | B.Harper   | C.Granderson | R.Braun       | J.Lackey     | A.Miller     |
|      | 2nd | D.Norris    | J.Votto       | M.Carpenter | K.Bryant      | J.Peralta  | Y.Cespedes | S.Marte      | D.Peralta     | M.Bungarner  | A.Chapman    |
| 2017 | 1st | E.Gattis    | A.Rizzo       | D.Murphy    | K.Bryant      | C.Seager   | R.Braun    | C.Beltran    | S.Piscotty    | J.A.Happ     | A.Miller     |
|      | 2nd | J.Lucroy    | P.Goldschmidt | J.Altuve    | J.Turner      | J.Segura   | D.Fowler   | B.Hamilton   | A.Duvall      | B.Colon      | M.Melancon   |

## DVAL ALL-STAR SELECTIONS

| Year | C | 1B | 2B | 3B | SS | OF | OF | OF | SP | RP |
|------|---|----|----|----|----|----|----|----|----|----|
|------|---|----|----|----|----|----|----|----|----|----|

| Most Consecutive Years, 1st team All-Star |              |                |
|---|--------------|----------------|
| C   | 9 yrs, 94-02 | Mike Piazza    |
| 1B  | 3 yrs, 08-10 | Albert Pujols  |
| 2B  | 4 yrs, 90-93 | Ryne Sandberg  |
| 3B  | 4 yrs, 85-88 | Mike Schmidt   |
| SS  | 5 yrs, 07-11 | Hanley Ramirez |
| OF  | 6 yrs, 03-08 | Vlad Guerrero  |
| SP  | 2 yrs, 87-88 | Orel Hershiser |
| RP  | 2 yrs, 97-98 | Jeff Shaw      |
|   | 2 yrs, 05-06 | Billy Wagner   |
|   | 2 yrs, 16-17 | Andrew Miller  |

| Most Consecutive Years, 1st or 2nd team All-Star |              |                 |
|--|--------------|-----------------|
| C  | 9 yrs, 94-02 | Mike Piazza     |
| 1B   | 6 yrs, 05-10 | Albert Pujols   |
| 2B   | 5 yrs, 95-99 | Craig Biggio    |
| 3B   | 5 yrs, 11-15 | Adrian Beltre   |
| SS   | 5 yrs, 07-11 | Hanley Ramirez  |
| OF   | 8 yrs, 92-99 | Barry Bonds     |
| SP   | 3 yrs, 86-88 | Orel Hershiser  |
|  | 3 yrs, 03-05 | Pedro Martinez  |
|  | 3 yrs, 12-14 | Clayton Kershaw |
|  | 3 yrs, 97-99 | Jeff Shaw       |
| RP   | 3 yrs, 05-07 | Billy Wagner    |

| ALL-STARS (in NAME order) |     |      |      |                 |
|---------------------------|-----|------|------|-----------------|
| Year                      | Pos | rank | Team | Name            |
| 1999                      | OF  | 1    | ATL  | Abreu,Bobby     |
| 2001                      | OF  | 2    | SD   | Abreu,Bobby     |
| 2005                      | OF  | 1    | CIN  | Abreu,Bobby     |
| 2007                      | OF  | 2    | CIN  | Abreu,Bobby     |
| 1999                      | SS  | 2    | SF   | Alfonzo,Edgardo |
| 2000                      | 2B  | 2    | SF   | Alfonzo,Edgardo |
| 1992                      | 2B  | 2    | PIT  | Alomar,Roberto  |
| 1994                      | 2B  | 2    | PIT  | Alomar,Roberto  |
| 1996                      | 2B  | 2    | PIT  | Alomar,Roberto  |
| 2000                      | 2B  | 1    | PIT  | Alomar,Roberto  |
| 1998                      | OF  | 2    | ATL  | Alou,Moises     |
| 1999                      | OF  | 2    | ATL  | Alou,Moises     |
| 2006                      | OF  | 1    | PHI  | Alou,Moises     |
| 2015                      | 2B  | 1    | NYM  | Altuve,Jose     |
| 2017                      | 2B  | 2    | NYM  | Altuve,Jose     |
| 1990                      | RP  | 1    | NYM  | Andersen,Larry  |
| 2002                      | SS  | 1    | STL  | Aurilia,Rich    |
| 2003                      | SS  | 1    | NYM  | Aurilia,Rich    |
| 2001                      | C   | 2    | STL  | Ausmus,Brad     |
| 1995                      | 1B  | 2    | ATL  | Bagwell,Jeff    |
| 1998                      | 1B  | 1    | ATL  | Bagwell,Jeff    |
| 2001                      | 1B  | 2    | ATL  | Bagwell,Jeff    |
| 2002                      | 1B  | 1    | ATL  | Bagwell,Jeff    |
| 2006                      | C   | 1    | SD   | Barrett,Michael |
| 2009                      | OF  | 1    | SD   | Bay,Jason       |
| 2010                      | OF  | 1    | SD   | Bay,Jason       |
| 1992                      | SS  | 2    | HOU  | Bell,Jay        |
| 1993                      | SS  | 2    | HOU  | Bell,Jay        |
| 1994                      | SS  | 1    | HOU  | Bell,Jay        |
| 2011                      | 3B  | 1    | SD   | Beltran,Adrian  |
| 2007                      | OF  | 2    | CHI  | Beltran,Carlos  |
| 2009                      | OF  | 1    | CHI  | Beltran,Carlos  |
| 2014                      | OF  | 2    | WAS  | Beltran,Carlos  |
| 2017                      | OF  | 1    | CHI  | Beltran,Carlos  |
| 2005                      | 3B  | 1    | SD   | Beltre,Adrian   |
| 2012                      | 3B  | 1    | SD   | Beltre,Adrian   |
| 2013                      | 3B  | 2    | SD   | Beltre,Adrian   |
| 2014                      | 3B  | 2    | SD   | Beltre,Adrian   |
| 2015                      | 3B  | 2    | SD   | Beltre,Adrian   |
| 1991                      | SP  | 2    | NYM  | Benes,Andy      |
| 1993                      | SP  | 2    | NYM  | Benes,Andy      |
| 2002                      | OF  | 1    | NYM  | Berkman,Lance   |
| 2006                      | OF  | 2    | NYM  | Berkman,Lance   |
| 2008                      | 1B  | 2    | NYM  | Berkman,Lance   |
| 2012                      | OF  | 2    | NYM  | Berkman,Lance   |
| 1994                      | OF  | 2    | STL  | Bichette,Dante  |
| 1996                      | OF  | 1    | STL  | Bichette,Dante  |
| 1997                      | OF  | 1    | STL  | Bichette,Dante  |
| 1990                      | C   | 2    | NYM  | Biggio,Craig    |
| 1991                      | C   | 2    | NYM  | Biggio,Craig    |

| ALL-STARS (in TEAM order) |     |      |      |                   |
|---------------------------|-----|------|------|-------------------|
| Year                      | Pos | rank | Team | Name              |
| 1984                      | OF  | 1    | ATL  | Murphy,Dale       |
| 1984                      | RP  | 2    | ATL  | Forster,Terry     |
| 1984                      | OF  | 2    | ATL  | Hendrick,George   |
| 1984                      | 2B  | 2    | ATL  | Youngblood,Joel   |
| 1984                      | 3B  | 2    | ATL  | Horner,Bob        |
| 1985                      | RP  | 2    | ATL  | Sisk,Doug         |
| 1985                      | OF  | 2    | ATL  | McGee,Willie      |
| 1986                      | OF  | 1    | ATL  | McGee,Willie      |
| 1986                      | RP  | 1    | ATL  | James,Bob         |
| 1986                      | OF  | 2    | ATL  | Murphy,Dale       |
| 1987                      | 1B  | 1    | ATL  | Bream,Sid         |
| 1987                      | OF  | 2    | ATL  | Murphy,Dale       |
| 1988                      | 3B  | 2    | ATL  | Wallach,Tim       |
| 1990                      | SS  | 1    | ATL  | Thon,Dickie       |
| 1990                      | 1B  | 1    | ATL  | Bonilla,Bobby     |
| 1991                      | 3B  | 2    | ATL  | Bonilla,Bobby     |
| 1992                      | OF  | 2    | ATL  | Bonilla,Bobby     |
| 1994                      | C   | 1    | ATL  | Piazza,Mike       |
| 1995                      | C   | 1    | ATL  | Piazza,Mike       |
| 1995                      | 3B  | 1    | ATL  | Caminiti,Ken      |
| 1995                      | SS  | 2    | ATL  | Cordero,Wil       |
| 1995                      | 1B  | 2    | ATL  | Bagwell,Jeff      |
| 1996                      | C   | 1    | ATL  | Piazza,Mike       |
| 1996                      | RP  | 2    | ATL  | Veres,Dave        |
| 1997                      | C   | 1    | ATL  | Piazza,Mike       |
| 1997                      | SP  | 2    | ATL  | Brown,Kevin       |
| 1997                      | 3B  | 2    | ATL  | Caminiti,Ken      |
| 1998                      | C   | 1    | ATL  | Piazza,Mike       |
| 1998                      | 1B  | 1    | ATL  | Bagwell,Jeff      |
| 1998                      | OF  | 2    | ATL  | Alou,Moises       |
| 1999                      | C   | 1    | ATL  | Piazza,Mike       |
| 1999                      | OF  | 1    | ATL  | Abreu,Bobby       |
| 1999                      | 3B  | 2    | ATL  | Caminiti,Ken      |
| 1999                      | OF  | 2    | ATL  | Alou,Moises       |
| 1999                      | SP  | 2    | ATL  | Brown,Kevin       |
| 2000                      | C   | 1    | ATL  | Piazza,Mike       |
| 2000                      | SS  | 2    | ATL  | Womack,Tony       |
| 2001                      | C   | 1    | ATL  | Piazza,Mike       |
| 2001                      | SP  | 1    | ATL  | Brown,Kevin       |
| 2001                      | 1B  | 2    | ATL  | Bagwell,Jeff      |
| 2001                      | 2B  | 2    | ATL  | Castillo,Luis     |
| 2002                      | C   | 1    | ATL  | Piazza,Mike       |
| 2002                      | 1B  | 1    | ATL  | Bagwell,Jeff      |
| 2003                      | 3B  | 1    | ATL  | Millar,Kevin      |
| 2008                      | OF  | 1    | ATL  | Lee,Carlos        |
| 2009                      | OF  | 2    | ATL  | Ramirez,Manny     |
| 2010                      | OF  | 1    | ATL  | Lee,Carlos        |
| 2013                      | OF  | 1    | ATL  | Pagan,Angel       |
| 2013                      | 3B  | 1    | ATL  | Encarnacion,Edwin |
| 2013                      | OF  | 2    | ATL  | Upton,Justin      |

| ALL-STARS (in NAME order) |     |      |      |                   |
|---------------------------|-----|------|------|-------------------|
| Year                      | Pos | rank | Team | Name              |
| 1992                      | C   | 1    | NYM  | Biggio,Craig      |
| 1995                      | 2B  | 1    | NYM  | Biggio,Craig      |
| 1996                      | 2B  | 1    | NYM  | Biggio,Craig      |
| 1997                      | 2B  | 2    | NYM  | Biggio,Craig      |
| 1998                      | 2B  | 1    | NYM  | Biggio,Craig      |
| 1999                      | 2B  | 1    | NYM  | Biggio,Craig      |
| 2002                      | 2B  | 2    | PHI  | Biggio,Craig      |
| 1998                      | SS  | 2    | SD   | Blauser,Jeff      |
| 1992                      | OF  | 1    | LA   | Bonds,Barry       |
| 1993                      | OF  | 1    | LA   | Bonds,Barry       |
| 1994                      | OF  | 1    | LA   | Bonds,Barry       |
| 1995                      | OF  | 1    | LA   | Bonds,Barry       |
| 1996                      | OF  | 1    | LA   | Bonds,Barry       |
| 1997                      | OF  | 2    | LA   | Bonds,Barry       |
| 1998                      | OF  | 1    | LA   | Bonds,Barry       |
| 1999                      | OF  | 1    | LA   | Bonds,Barry       |
| 2001                      | OF  | 2    | LA   | Bonds,Barry       |
| 2002                      | OF  | 1    | LA   | Bonds,Barry       |
| 2003                      | OF  | 1    | LA   | Bonds,Barry       |
| 2004                      | OF  | 1    | LA   | Bonds,Barry       |
| 2005                      | OF  | 1    | LA   | Bonds,Barry       |
| 1990                      | 1B  | 1    | ATL  | Bonilla,Bobby     |
| 1991                      | 3B  | 2    | ATL  | Bonilla,Bobby     |
| 1992                      | OF  | 2    | ATL  | Bonilla,Bobby     |
| 1995                      | 3B  | 2    | HOU  | Bonilla,Bobby     |
| 1996                      | 3B  | 1    | CIN  | Bonilla,Bobby     |
| 2002                      | 2B  | 1    | SF   | Boone,Bret        |
| 2004                      | 2B  | 2    | SF   | Boone,Bret        |
| 2010                      | OF  | 2    | STL  | Bourn,Michael     |
| 2012                      | OF  | 2    | STL  | Bourn,Michael     |
| 2013                      | OF  | 1    | STL  | Bourn,Michael     |
| 2009                      | RP  | 2    | SD   | Bradford,Chad     |
| 1990                      | OF  | 2    | NYM  | Bradley,Phil      |
| 2016                      | OF  | 1    | CIN  | Braun,Ryan        |
| 2017                      | OF  | 1    | CIN  | Braun,Ryan        |
| 1987                      | 1B  | 1    | ATL  | Bream,Sid         |
| 1985                      | C   | 1    | LA   | Brenly,Bob        |
| 1987                      | C   | 2    | LA   | Brenly,Bob        |
| 1988                      | C   | 1    | LA   | Brenly,Bob        |
| 1987                      | SS  | 2    | PHI  | Brooks,Hubie      |
| 1986                      | 3B  | 2    | STL  | Brown,Chris       |
| 1997                      | SP  | 2    | ATL  | Brown,Kevin       |
| 1999                      | SP  | 2    | ATL  | Brown,Kevin       |
| 2001                      | SP  | 1    | ATL  | Brown,Kevin       |
| 2013                      | RP  | 2    | HOU  | Broxton,Jonathan  |
| 2016                      | 3B  | 2    | STL  | Bryant,Kris       |
| 2017                      | 3B  | 1    | STL  | Bryant,Kris       |
| 2016                      | SP  | 2    | CHI  | Bumgarner,Madison |
| 1988                      | RP  | 1    | CIN  | Burke,Tim         |
| 1997                      | OF  | 1    | PHI  | Burks,Ellis       |

| ALL-STARS (in TEAM order) |     |      |      |                     |
|---------------------------|-----|------|------|---------------------|
| Year                      | Pos | rank | Team | Name                |
| 2014                      | 3B  | 1    | ATL  | Encarnacion,Edwin   |
| 2015                      | OF  | 2    | ATL  | Upton,Justin        |
| 2015                      | OF  | 2    | ATL  | Encarnacion,Edwin   |
| 2016                      | C   | 1    | ATL  | Cervelli,Francisco  |
| 2016                      | RP  | 2    | ATL  | Chapman,Aroldis     |
| 1984                      | C   | 2    | CHI  | Moreland,Keith      |
| 1984                      | OF  | 2    | CHI  | Wiggins,Alan        |
| 1984                      | SS  | 2    | CHI  | Thon,Dickie         |
| 1985                      | 2B  | 1    | CHI  | Sandberg,Ryne       |
| 1985                      | SP  | 2    | CHI  | Valenzuela,Fernando |
| 1985                      | SS  | 2    | CHI  | Templeton,Garry     |
| 1986                      | SS  | 1    | CHI  | Templeton,Garry     |
| 1986                      | C   | 1    | CHI  | Carter,Gary         |
| 1986                      | SP  | 1    | CHI  | Valenzuela,Fernando |
| 1986                      | 2B  | 1    | CHI  | Sandberg,Ryne       |
| 1986                      | OF  | 2    | CHI  | Butler,Brett        |
| 1987                      | OF  | 1    | CHI  | McReynolds,Kevin    |
| 1987                      | RP  | 1    | CHI  | Worrell,Todd        |
| 1987                      | 2B  | 1    | CHI  | Sandberg,Ryne       |
| 1987                      | 1B  | 2    | CHI  | Davis,Glenn         |
| 1989                      | OF  | 1    | CHI  | McReynolds,Kevin    |
| 1989                      | C   | 2    | CHI  | Carter,Gary         |
| 1990                      | OF  | 1    | CHI  | McReynolds,Kevin    |
| 1990                      | 2B  | 1    | CHI  | Sandberg,Ryne       |
| 1991                      | OF  | 1    | CHI  | McReynolds,Kevin    |
| 1991                      | 2B  | 1    | CHI  | Sandberg,Ryne       |
| 1991                      | OF  | 1    | CHI  | Dawson,Andre        |
| 1992                      | 2B  | 1    | CHI  | Sandberg,Ryne       |
| 1992                      | 3B  | 2    | CHI  | Zeile,Todd          |
| 1992                      | 1B  | 2    | CHI  | Palmeiro,Rafael     |
| 1992                      | OF  | 2    | CHI  | Dawson,Andre        |
| 1993                      | 2B  | 1    | CHI  | Sandberg,Ryne       |
| 1993                      | OF  | 1    | CHI  | Carter,Joe          |
| 1994                      | 1B  | 2    | CHI  | Palmeiro,Rafael     |
| 1996                      | 1B  | 1    | CHI  | Palmeiro,Rafael     |
| 1997                      | 1B  | 2    | CHI  | Palmeiro,Rafael     |
| 2000                      | OF  | 1    | CHI  | Burnitz,Jeromy      |
| 2002                      | 3B  | 1    | CHI  | Jones,Chipper       |
| 2002                      | SP  | 2    | CHI  | Maddux,Greg         |
| 2004                      | C   | 1    | CHI  | Lopez,Javier        |
| 2004                      | RP  | 1    | CHI  | Cormier,Rheal       |
| 2004                      | OF  | 2    | CHI  | Edmonds,Jim         |
| 2007                      | RP  | 1    | CHI  | Meredith,Cla        |
| 2007                      | OF  | 1    | CHI  | Soriano,Alfonso     |
| 2007                      | SS  | 1    | CHI  | Ramirez,Hanley      |
| 2007                      | OF  | 2    | CHI  | Pierre,Juan         |
| 2007                      | OF  | 2    | CHI  | Beltran,Carlos      |
| 2008                      | OF  | 1    | CHI  | Soriano,Alfonso     |
| 2008                      | RP  | 1    | CHI  | Saito,Takashi       |
| 2008                      | SS  | 1    | CHI  | Ramirez,Hanley      |

| ALL-STARS (in NAME order) |     |      |      |                    |
|---------------------------|-----|------|------|--------------------|
| Year                      | Pos | rank | Team | Name               |
| 1998                      | OF  | 2    | PHI  | Burnitz,Jeromy     |
| 2000                      | OF  | 1    | CHI  | Burnitz,Jeromy     |
| 1986                      | OF  | 2    | CHI  | Butler,Brett       |
| 1988                      | OF  | 2    | PHI  | Butler,Brett       |
| 1989                      | OF  | 2    | PHI  | Butler,Brett       |
| 1993                      | OF  | 2    | PHI  | Butler,Brett       |
| 1995                      | OF  | 2    | NYM  | Butler,Brett       |
| 2008                      | OF  | 2    | HOU  | Byrnes,Eric        |
| 2006                      | 3B  | 2    | SF   | Cabrera,Miguel     |
| 2007                      | 3B  | 2    | SF   | Cabrera,Miguel     |
| 2008                      | 3B  | 1    | SF   | Cabrera,Miguel     |
| 2012                      | 1B  | 1    | SF   | Cabrera,Miguel     |
| 2014                      | 1B  | 1    | SF   | Cabrera,Miguel     |
| 2015                      | 1B  | 2    | SF   | Cabrera,Miguel     |
| 2004                      | SS  | 2    | SF   | Cabrera,Orlando    |
| 1995                      | 3B  | 1    | ATL  | Caminiti,Ken       |
| 1997                      | 3B  | 2    | ATL  | Caminiti,Ken       |
| 1999                      | 3B  | 2    | ATL  | Caminiti,Ken       |
| 2014                      | 2B  | 1    | CIN  | Carpenter,Matt     |
| 2016                      | 2B  | 2    | CIN  | Carpenter,Matt     |
| 2012                      | 2B  | 2    | PHI  | Carroll,Jamey      |
| 2013                      | SS  | 2    | PHI  | Carroll,Jamey      |
| 1985                      | C   | 2    | SF   | Carter,Gary        |
| 1986                      | C   | 1    | CHI  | Carter,Gary        |
| 1989                      | C   | 2    | CHI  | Carter,Gary        |
| 1993                      | OF  | 1    | CHI  | Carter,Joe         |
| 1996                      | 3B  | 2    | HOU  | Castilla,Vinny     |
| 2004                      | 3B  | 2    | PHI  | Castilla,Vinny     |
| 2001                      | 2B  | 2    | ATL  | Castillo,Luis      |
| 2012                      | SS  | 2    | CIN  | Castro,Starlin     |
| 2013                      | SS  | 1    | CIN  | Castro,Starlin     |
| 2015                      | SS  | 1    | CIN  | Castro,Starlin     |
| 2016                      | C   | 1    | ATL  | Cervelli,Francisco |
| 2016                      | OF  | 2    | CHI  | Cespedes,Yoenis    |
| 2016                      | RP  | 2    | ATL  | Chapman,Aroldis    |
| 2014                      | OF  | 1    | SD   | Choo,Shin-Soo      |
| 1986                      | OF  | 2    | CIN  | Clark,Jack         |
| 1988                      | 1B  | 2    | NYM  | Clark,Jack         |
| 1988                      | 1B  | 1    | PHI  | Clark,Will         |
| 1991                      | 1B  | 2    | PHI  | Clark,Will         |
| 2005                      | SP  | 2    | HOU  | Clemens,Roger      |
| 2006                      | SP  | 1    | HOU  | Clemens,Roger      |
| 1988                      | OF  | 2    | LA   | Coleman,Vince      |
| 2006                      | SP  | 2    | PIT  | Colon,Bartolo      |
| 2017                      | SP  | 2    | NYM  | Colon,Bartolo      |
| 1995                      | SP  | 1    | CIN  | Cone,David         |
| 1995                      | SS  | 2    | ATL  | Cordero,Wil        |
| 2004                      | RP  | 1    | CHI  | Cormier,Rheal      |
| 1988                      | OF  | 1    | CIN  | Daniels,Kal        |
| 1991                      | OF  | 1    | SF   | Daniels,Kal        |

| ALL-STARS (in TEAM order) |     |      |      |                   |
|---------------------------|-----|------|------|-------------------|
| Year                      | Pos | rank | Team | Name              |
| 2008                      | SP  | 2    | CHI  | Oswalt,Roy        |
| 2009                      | OF  | 1    | CHI  | Beltran,Carlos    |
| 2009                      | SS  | 1    | CHI  | Ramirez,Hanley    |
| 2009                      | 2B  | 2    | CHI  | Uggla,Dan         |
| 2010                      | 1B  | 1    | CHI  | Pujols,Albert     |
| 2010                      | SS  | 1    | CHI  | Ramirez,Hanley    |
| 2011                      | SS  | 1    | CHI  | Ramirez,Hanley    |
| 2011                      | RP  | 2    | CHI  | Wagner,Billy      |
| 2011                      | 2B  | 2    | CHI  | Uggla,Dan         |
| 2011                      | 1B  | 2    | CHI  | Huff,Aubrey       |
| 2012                      | C   | 1    | CHI  | Montero,Miguel    |
| 2014                      | OF  | 2    | CHI  | Puig,Yasiel       |
| 2014                      | SS  | 2    | CHI  | Desmond,Ian       |
| 2015                      | RP  | 1    | CHI  | Kimbrel,Craig     |
| 2015                      | OF  | 2    | CHI  | Stubbs,Drew       |
| 2015                      | SP  | 2    | CHI  | Wainwright,Adam   |
| 2016                      | OF  | 2    | CHI  | Cespedes,Yoenis   |
| 2016                      | SP  | 2    | CHI  | Bumgarner,Madison |
| 2017                      | OF  | 1    | CHI  | Beltran,Carlos    |
| 2017                      | 1B  | 1    | CHI  | Rizzo,Anthony     |
| 1984                      | RP  | 1    | CIN  | Diaz,Carlos       |
| 1984                      | OF  | 2    | CIN  | Raines,Tim        |
| 1985                      | 3B  | 1    | CIN  | Schmidt,Mike      |
| 1985                      | OF  | 1    | CIN  | Raines,Tim        |
| 1986                      | OF  | 1    | CIN  | Raines,Tim        |
| 1986                      | 3B  | 1    | CIN  | Schmidt,Mike      |
| 1986                      | OF  | 2    | CIN  | Clark,Jack        |
| 1987                      | OF  | 1    | CIN  | Raines,Tim        |
| 1987                      | 3B  | 1    | CIN  | Schmidt,Mike      |
| 1987                      | OF  | 1    | CIN  | Davis,Eric        |
| 1987                      | SP  | 2    | CIN  | Gullickson,Bill   |
| 1988                      | 3B  | 1    | CIN  | Schmidt,Mike      |
| 1988                      | OF  | 1    | CIN  | Raines,Tim        |
| 1988                      | 2B  | 1    | CIN  | Ready,Randy       |
| 1988                      | OF  | 1    | CIN  | Daniels,Kal       |
| 1988                      | RP  | 1    | CIN  | Burke,Tim         |
| 1988                      | C   | 2    | CIN  | Santiago,Benito   |
| 1988                      | SP  | 2    | CIN  | Scott,Mike        |
| 1989                      | SP  | 1    | CIN  | Tudor,John        |
| 1989                      | SS  | 2    | CIN  | Smith,Ozzie       |
| 1989                      | OF  | 2    | CIN  | Davis,Eric        |
| 1989                      | SP  | 2    | CIN  | Scott,Mike        |
| 1989                      | 2B  | 2    | CIN  | Gant,Ron          |
| 1990                      | OF  | 1    | CIN  | Davis,Eric        |
| 1990                      | OF  | 2    | CIN  | Raines,Tim        |
| 1991                      | 3B  | 1    | CIN  | Roberts,Bip       |
| 1991                      | 1B  | 1    | CIN  | Murray,Eddie      |
| 1991                      | RP  | 1    | CIN  | Eckersley,Dennis  |
| 1991                      | SP  | 1    | CIN  | Drabek,Doug       |
| 1991                      | OF  | 2    | CIN  | McGee,Willie      |

| ALL-STARS (in NAME order) |     |      |      |                   |
|---------------------------|-----|------|------|-------------------|
| Year                      | Pos | rank | Team | Name              |
| 1993                      | C   | 1    | CIN  | Daulton,Darren    |
| 1994                      | C   | 2    | CIN  | Daulton,Darren    |
| 1987                      | OF  | 1    | CIN  | Davis,Eric        |
| 1989                      | OF  | 2    | CIN  | Davis,Eric        |
| 1990                      | OF  | 1    | CIN  | Davis,Eric        |
| 1987                      | 1B  | 2    | CHI  | Davis,Glenn       |
| 1984                      | OF  | 1    | LA   | Dawson,Andre      |
| 1988                      | OF  | 1    | LA   | Dawson,Andre      |
| 1989                      | OF  | 1    | LA   | Dawson,Andre      |
| 1991                      | OF  | 1    | CHI  | Dawson,Andre      |
| 1992                      | OF  | 2    | CHI  | Dawson,Andre      |
| 1984                      | SS  | 1    | PHI  | DeJesus,Ivan      |
| 1993                      | 2B  | 2    | LA   | DeShields,Delino  |
| 1994                      | 2B  | 1    | LA   | DeShields,Delino  |
| 2014                      | SS  | 2    | CHI  | Desmond,Ian       |
| 1984                      | RP  | 1    | CIN  | Diaz,Carlos       |
| 1989                      | RP  | 2    | LA   | Dibble,Rob        |
| 1990                      | RP  | 2    | LA   | Dibble,Rob        |
| 1988                      | 2B  | 2    | PIT  | Doran,Bill        |
| 1991                      | SP  | 1    | CIN  | Drabek,Doug       |
| 2009                      | SS  | 2    | SF   | Drew,Steven       |
| 1991                      | 2B  | 2    | CIN  | Duncan,Mariano    |
| 2005                      | OF  | 2    | PIT  | Dunn,Adam         |
| 1990                      | SS  | 2    | LA   | Dunston,Shawon    |
| 1991                      | SS  | 2    | LA   | Dunston,Shawon    |
| 1998                      | SS  | 1    | LA   | Dunston,Shawon    |
| 2007                      | 2B  | 2    | PHI  | Durham,Ray        |
| 2017                      | OF  | 2    | SD   | Duvall,Adam       |
| 2007                      | OF  | 1    | SD   | Dye,Jermaine      |
| 2009                      | OF  | 2    | SD   | Dye,Jermaine      |
| 1985                      | 1B  | 2    | PHI  | Easler,Mike       |
| 1991                      | RP  | 1    | CIN  | Eckersley,Dennis  |
| 2006                      | SS  | 2    | STL  | Eckstein,David    |
| 2002                      | 1B  | 2    | SF   | Edmonds,Jim       |
| 2004                      | OF  | 2    | CHI  | Edmonds,Jim       |
| 2005                      | OF  | 2    | NYM  | Edmonds,Jim       |
| 2003                      | RP  | 2    | MON  | Eischen,Joey      |
| 2013                      | 3B  | 1    | ATL  | Encarnacion,Edwin |
| 2014                      | 3B  | 1    | ATL  | Encarnacion,Edwin |
| 2015                      | OF  | 2    | ATL  | Encarnacion,Edwin |
| 1990                      | 1B  | 2    | STL  | Esasky,Nick       |
| 2016                      | 3B  | 1    | PHI  | Escobar,Yunel     |
| 2010                      | OF  | 2    | SF   | Ethier,Andre      |
| 1984                      | 1B  | 1    | SF   | Evans,Darrell     |
| 2000                      | OF  | 1    | PHI  | Everett,Carl      |
| 2012                      | RP  | 2    | NYM  | Farnsworth,Kyle   |
| 1992                      | RP  | 2    | LA   | Fassero,Jeff      |
| 1997                      | SP  | 1    | NYM  | Fassero,Jeff      |
| 2014                      | SP  | 1    | STL  | Fernandez,Jose    |
| 2001                      | OF  | 2    | PHI  | Finley,Steve      |

| ALL-STARS (in TEAM order) |     |      |      |                 |
|---------------------------|-----|------|------|-----------------|
| Year                      | Pos | rank | Team | Name            |
| 1991                      | 2B  | 2    | CIN  | Duncan,Mariano  |
| 1992                      | OF  | 1    | CIN  | Raines,Tim      |
| 1993                      | SS  | 1    | CIN  | Smith,Ozzie     |
| 1993                      | 3B  | 1    | CIN  | Sheffield,Gary  |
| 1993                      | C   | 1    | CIN  | Daulton,Darren  |
| 1994                      | C   | 2    | CIN  | Daulton,Darren  |
| 1995                      | OF  | 1    | CIN  | Sosa,Sammy      |
| 1995                      | SP  | 1    | CIN  | Cone,David      |
| 1995                      | RP  | 1    | CIN  | McElroy,Chuck   |
| 1995                      | SP  | 2    | CIN  | Smiley,John     |
| 1996                      | 3B  | 1    | CIN  | Bonilla,Bobby   |
| 1997                      | OF  | 1    | CIN  | Sheffield,Gary  |
| 1997                      | RP  | 1    | CIN  | Shaw,Jeff       |
| 1998                      | RP  | 1    | CIN  | Shaw,Jeff       |
| 1999                      | OF  | 1    | CIN  | Sosa,Sammy      |
| 1999                      | SS  | 1    | CIN  | Larkin,Barry    |
| 1999                      | 3B  | 1    | CIN  | Rolen,Scott     |
| 1999                      | RP  | 2    | CIN  | Shaw,Jeff       |
| 2000                      | OF  | 1    | CIN  | Sosa,Sammy      |
| 2000                      | SS  | 1    | CIN  | Larkin,Barry    |
| 2000                      | OF  | 2    | CIN  | Sheffield,Gary  |
| 2000                      | 1B  | 2    | CIN  | Palmeiro,Rafael |
| 2000                      | 3B  | 2    | CIN  | Rolen,Scott     |
| 2001                      | OF  | 1    | CIN  | Sosa,Sammy      |
| 2001                      | SS  | 1    | CIN  | Larkin,Barry    |
| 2001                      | OF  | 1    | CIN  | Sheffield,Gary  |
| 2001                      | RP  | 2    | CIN  | Hoffman,Trevor  |
| 2002                      | SP  | 1    | CIN  | Vazquez,Javier  |
| 2002                      | OF  | 2    | CIN  | Sosa,Sammy      |
| 2004                      | SP  | 1    | CIN  | Vazquez,Javier  |
| 2004                      | 2B  | 1    | CIN  | Giles,Marcus    |
| 2004                      | 3B  | 2    | CIN  | Rolen,Scott     |
| 2004                      | OF  | 2    | CIN  | Sheffield,Gary  |
| 2005                      | OF  | 1    | CIN  | Abreu,Bobby     |
| 2005                      | OF  | 2    | CIN  | Sheffield,Gary  |
| 2006                      | 2B  | 1    | CIN  | Giles,Marcus    |
| 2006                      | OF  | 2    | CIN  | Griffey,Ken     |
| 2006                      | RP  | 2    | CIN  | Jones,Todd      |
| 2007                      | OF  | 2    | CIN  | Abreu,Bobby     |
| 2008                      | C   | 2    | CIN  | Martin,Russell  |
| 2009                      | C   | 2    | CIN  | Martin,Russell  |
| 2009                      | 3B  | 2    | CIN  | Jones,Chipper   |
| 2010                      | RP  | 1    | CIN  | Hoffman,Trevor  |
| 2011                      | 1B  | 1    | CIN  | Votto,Joey      |
| 2012                      | SP  | 1    | CIN  | Haren,Dan       |
| 2012                      | SS  | 2    | CIN  | Castro,Starlin  |
| 2012                      | 1B  | 2    | CIN  | Votto,Joey      |
| 2013                      | RP  | 1    | CIN  | Medlen,Kris     |
| 2013                      | SS  | 1    | CIN  | Castro,Starlin  |
| 2013                      | OF  | 2    | CIN  | Heyward,Jason   |

| ALL-STARS (in NAME order) |     |      |      |                   |
|---------------------------|-----|------|------|-------------------|
| Year                      | Pos | rank | Team | Name              |
| 1986                      | 2B  | 2    | NYM  | Flannery,Tim      |
| 2006                      | OF  | 2    | HOU  | Floyd,Cliff       |
| 1984                      | RP  | 2    | ATL  | Forster,Terry     |
| 2017                      | OF  | 2    | STL  | Fowler,Dexter     |
| 1988                      | RP  | 2    | SF   | Franco,John       |
| 2010                      | RP  | 2    | NYM  | Franklin,Ryan     |
| 2015                      | 3B  | 1    | PHI  | Frazier,Todd      |
| 2011                      | SS  | 2    | HOU  | Furcal,Rafael     |
| 2004                      | RP  | 2    | STL  | Gagne,Eric        |
| 2005                      | RP  | 2    | STL  | Gagne,Eric        |
| 1989                      | 1B  | 1    | PIT  | Galarraga,Andres  |
| 1994                      | 1B  | 1    | PIT  | Galarraga,Andres  |
| 1995                      | 1B  | 1    | PIT  | Galarraga,Andres  |
| 1997                      | 1B  | 1    | PIT  | Galarraga,Andres  |
| 1989                      | 2B  | 2    | CIN  | Gant,Ron          |
| 1991                      | OF  | 2    | SF   | Gant,Ron          |
| 1996                      | OF  | 2    | SF   | Gant,Ron          |
| 1990                      | SP  | 1    | LA   | Garrelts,Scot     |
| 2017                      | C   | 1    | LA   | Gattis,Evan       |
| 2003                      | OF  | 2    | SF   | Giles,Brian       |
| 2004                      | 2B  | 1    | CIN  | Giles,Marcus      |
| 2006                      | 2B  | 1    | CIN  | Giles,Marcus      |
| 1994                      | OF  | 2    | NYM  | Gilkey,Bernard    |
| 1997                      | OF  | 2    | NYM  | Gilkey,Bernard    |
| 1993                      | C   | 2    | STL  | Girardi,Joe       |
| 1985                      | OF  | 2    | SF   | Gladden,Dan       |
| 1999                      | SP  | 1    | PIT  | Glavine,Tom       |
| 2013                      | 1B  | 2    | HOU  | Goldschmidt,Paul  |
| 2016                      | 1B  | 1    | STL  | Goldschmidt,Paul  |
| 2017                      | 1B  | 2    | STL  | Goldschmidt,Paul  |
| 1999                      | SS  | 2    | PHI  | Gomez,Chris       |
| 2012                      | 1B  | 2    | STL  | Gonzalez,Adrian   |
| 2013                      | SP  | 1    | NYM  | Gonzalez,Gio      |
| 2002                      | OF  | 1    | STL  | Gonzalez,Luis     |
| 2016                      | 2B  | 1    | SD   | Gordon,Dee        |
| 1993                      | 1B  | 1    | LA   | Grace,Mark        |
| 2016                      | OF  | 1    | PHI  | Granderson,Curtis |
| 2002                      | OF  | 2    | HOU  | Green,Shawn       |
| 2003                      | OF  | 1    | HOU  | Green,Shawn       |
| 2006                      | OF  | 2    | CIN  | Griffey,Ken       |
| 1984                      | 3B  | 1    | SF   | Guerrero,Pedro    |
| 1985                      | 3B  | 2    | SF   | Guerrero,Pedro    |
| 1986                      | 1B  | 1    | SF   | Guerrero,Pedro    |
| 1989                      | 1B  | 2    | SF   | Guerrero,Pedro    |
| 1999                      | OF  | 2    | SF   | Guerrero,Vladimir |
| 2000                      | OF  | 2    | SF   | Guerrero,Vladimir |
| 2001                      | OF  | 1    | SF   | Guerrero,Vladimir |
| 2003                      | OF  | 1    | SF   | Guerrero,Vladimir |
| 2004                      | OF  | 1    | SF   | Guerrero,Vladimir |
| 2005                      | OF  | 1    | SF   | Guerrero,Vladimir |

| ALL-STARS (in TEAM order) |     |      |      |                 |
|---------------------------|-----|------|------|-----------------|
| Year                      | Pos | rank | Team | Name            |
| 2014                      | 2B  | 1    | CIN  | Carpenter,Matt  |
| 2014                      | 1B  | 2    | CIN  | Votto,Joey      |
| 2014                      | OF  | 2    | CIN  | Marte,Starling  |
| 2015                      | SS  | 1    | CIN  | Castro,Starlin  |
| 2015                      | C   | 1    | CIN  | Martin,Russell  |
| 2015                      | SP  | 1    | CIN  | Teheran,Julio   |
| 2016                      | OF  | 1    | CIN  | Braun,Ryan      |
| 2016                      | 1B  | 2    | CIN  | Votto,Joey      |
| 2016                      | OF  | 2    | CIN  | Marte,Starling  |
| 2016                      | 2B  | 2    | CIN  | Carpenter,Matt  |
| 2017                      | OF  | 1    | CIN  | Braun,Ryan      |
| 2017                      | 2B  | 1    | CIN  | Murphy,Daniel   |
| 2017                      | C   | 2    | CIN  | Lucroy,Jonathan |
| 1992                      | SS  | 2    | HOU  | Bell,Jay        |
| 1993                      | SS  | 2    | HOU  | Bell,Jay        |
| 1993                      | RP  | 2    | HOU  | Jones,Doug      |
| 1994                      | SS  | 1    | HOU  | Bell,Jay        |
| 1995                      | OF  | 2    | HOU  | Walker,Larry    |
| 1995                      | 3B  | 2    | HOU  | Bonilla,Bobby   |
| 1996                      | OF  | 1    | HOU  | Walker,Larry    |
| 1996                      | 3B  | 2    | HOU  | Castilla,Vinny  |
| 1997                      | C   | 2    | HOU  | Hundley,Todd    |
| 1998                      | OF  | 1    | HOU  | Walker,Larry    |
| 1999                      | C   | 2    | HOU  | Kendall,Jason   |
| 2000                      | OF  | 2    | HOU  | Walker,Larry    |
| 2001                      | 1B  | 1    | HOU  | Helton,Todd     |
| 2001                      | SS  | 2    | HOU  | Perez,Neifi     |
| 2002                      | OF  | 2    | HOU  | Green,Shawn     |
| 2002                      | 3B  | 2    | HOU  | Ramirez,Aramis  |
| 2002                      | OF  | 2    | HOU  | Pujols,Albert   |
| 2003                      | OF  | 1    | HOU  | Green,Shawn     |
| 2003                      | C   | 2    | HOU  | Kendall,Jason   |
| 2003                      | 3B  | 2    | HOU  | Pujols,Albert   |
| 2003                      | 1B  | 2    | HOU  | Helton,Todd     |
| 2003                      | OF  | 2    | HOU  | Walker,Larry    |
| 2004                      | OF  | 1    | HOU  | Pujols,Albert   |
| 2004                      | 1B  | 1    | HOU  | Helton,Todd     |
| 2004                      | C   | 2    | HOU  | Kendall,Jason   |
| 2005                      | 2B  | 1    | HOU  | Kent,Jeff       |
| 2005                      | 1B  | 1    | HOU  | Pujols,Albert   |
| 2005                      | RP  | 1    | HOU  | Wagner,Billy    |
| 2005                      | SS  | 2    | HOU  | Wilson,Jack     |
| 2005                      | 3B  | 2    | HOU  | Ramirez,Aramis  |
| 2005                      | SP  | 2    | HOU  | Clemens,Roger   |
| 2006                      | SP  | 1    | HOU  | Clemens,Roger   |
| 2006                      | RP  | 1    | HOU  | Wagner,Billy    |
| 2006                      | OF  | 2    | HOU  | Floyd,Cliff     |
| 2006                      | 1B  | 2    | HOU  | Pujols,Albert   |
| 2007                      | C   | 1    | HOU  | McCann,Brian    |
| 2007                      | RP  | 2    | HOU  | Wagner,Billy    |

| ALL-STARS (in NAME order) |     |      |      |                   |
|---------------------------|-----|------|------|-------------------|
| Year                      | Pos | rank | Team | Name              |
| 2006                      | OF  | 1    | SF   | Guerrero,Vladimir |
| 2007                      | OF  | 1    | SF   | Guerrero,Vladimir |
| 2008                      | OF  | 1    | SF   | Guerrero,Vladimir |
| 1987                      | SP  | 2    | CIN  | Gullickson,Bill   |
| 1992                      | SP  | 2    | NYM  | Gullickson,Bill   |
| 1987                      | OF  | 2    | SF   | Gwynn,Tony        |
| 1988                      | OF  | 1    | SF   | Gwynn,Tony        |
| 1994                      | OF  | 1    | PIT  | Gwynn,Tony        |
| 1995                      | OF  | 1    | PIT  | Gwynn,Tony        |
| 1997                      | OF  | 2    | PIT  | Gwynn,Tony        |
| 1998                      | OF  | 1    | PIT  | Gwynn,Tony        |
| 2017                      | OF  | 2    | STL  | Hamilton,Billy    |
| 2011                      | OF  | 1    | PHI  | Hamilton,Josh     |
| 2012                      | OF  | 1    | PHI  | Hamilton,Josh     |
| 2013                      | OF  | 1    | PHI  | Hamilton,Josh     |
| 2011                      | SP  | 1    | PIT  | Hanson,Tommy      |
| 2017                      | SP  | 1    | STL  | Happ,J.A.         |
| 2012                      | SP  | 1    | CIN  | Haren,Dan         |
| 2016                      | OF  | 1    | LA   | Harper,Bryce      |
| 2015                      | 2B  | 2    | PHI  | Harrison,Josh     |
| 1994                      | RP  | 2    | PIT  | Harvey,Bryan      |
| 1994                      | 3B  | 1    | PIT  | Hayes,Charlie     |
| 1985                      | OF  | 1    | PIT  | Hayes,Von         |
| 1987                      | OF  | 1    | PIT  | Hayes,Von         |
| 2001                      | 1B  | 1    | HOU  | Helton,Todd       |
| 2003                      | 1B  | 2    | HOU  | Helton,Todd       |
| 2004                      | 1B  | 1    | HOU  | Helton,Todd       |
| 2005                      | 1B  | 2    | PHI  | Helton,Todd       |
| 1998                      | OF  | 2    | STL  | Henderson,Ricky   |
| 1984                      | OF  | 2    | ATL  | Hendrick,George   |
| 1985                      | 1B  | 1    | STL  | Hernandez,Keith   |
| 1984                      | 2B  | 1    | STL  | Herr,Tommy        |
| 1986                      | SP  | 2    | PIT  | Hershiser,Orel    |
| 1987                      | SP  | 1    | PIT  | Hershiser,Orel    |
| 1988                      | SP  | 1    | PIT  | Hershiser,Orel    |
| 2013                      | OF  | 2    | CIN  | Heyward,Jason     |
| 2013                      | 2B  | 1    | STL  | Hill,Aaron        |
| 1999                      | RP  | 2    | STL  | Hoffman,Trevor    |
| 2000                      | RP  | 1    | STL  | Hoffman,Trevor    |
| 2001                      | RP  | 2    | CIN  | Hoffman,Trevor    |
| 2010                      | RP  | 1    | CIN  | Hoffman,Trevor    |
| 2010                      | OF  | 2    | PHI  | Holliday,Matt     |
| 2011                      | OF  | 1    | PHI  | Holliday,Matt     |
| 2014                      | OF  | 1    | NYM  | Holliday,Matt     |
| 1993                      | 3B  | 2    | PIT  | Hollins,Dave      |
| 1984                      | 3B  | 2    | ATL  | Horner,Bob        |
| 1986                      | 1B  | 2    | PIT  | Horner,Bob        |
| 2007                      | 1B  | 1    | LA   | Howard,Ryan       |
| 2009                      | 1B  | 2    | LA   | Howard,Ryan       |
| 2011                      | 1B  | 2    | CHI  | Huff,Aubrey       |

| ALL-STARS (in TEAM order) |     |      |      |                   |
|---------------------------|-----|------|------|-------------------|
| Year                      | Pos | rank | Team | Name              |
| 2007                      | 1B  | 2    | HOU  | Pujols,Albert     |
| 2007                      | 1B  | 2    | HOU  | Konerko,Paul      |
| 2008                      | 2B  | 1    | HOU  | Phillips,Brandon  |
| 2008                      | 1B  | 1    | HOU  | Pujols,Albert     |
| 2008                      | C   | 1    | HOU  | McCann,Brian      |
| 2008                      | OF  | 2    | HOU  | Byrnes,Eric       |
| 2009                      | C   | 1    | HOU  | McCann,Brian      |
| 2009                      | 1B  | 1    | HOU  | Pujols,Albert     |
| 2010                      | 2B  | 1    | HOU  | Phillips,Brandon  |
| 2010                      | C   | 1    | HOU  | McCann,Brian      |
| 2010                      | 3B  | 2    | HOU  | Sandoval,Pablo    |
| 2011                      | OF  | 1    | HOU  | Kemp,Matt         |
| 2011                      | SS  | 2    | HOU  | Furcal,Rafael     |
| 2012                      | OF  | 1    | HOU  | Kemp,Matt         |
| 2013                      | 1B  | 2    | HOU  | Goldschmidt,Paul  |
| 2013                      | RP  | 2    | HOU  | Broxton,Jonathan  |
| 1984                      | OF  | 1    | LA   | Strawberry,Darryl |
| 1984                      | OF  | 1    | LA   | Dawson,Andre      |
| 1984                      | SP  | 1    | LA   | Reuss,Jerry       |
| 1984                      | 2B  | 2    | LA   | Sax,Steve         |
| 1984                      | SP  | 2    | LA   | Welch,Bob         |
| 1985                      | C   | 1    | LA   | Brenly,Bob        |
| 1985                      | 2B  | 2    | LA   | Ray,Johnnie       |
| 1986                      | RP  | 2    | LA   | Smith,Dave        |
| 1987                      | RP  | 2    | LA   | Smith,Dave        |
| 1987                      | C   | 2    | LA   | Brenly,Bob        |
| 1988                      | OF  | 1    | LA   | Dawson,Andre      |
| 1988                      | C   | 1    | LA   | Brenly,Bob        |
| 1988                      | OF  | 2    | LA   | Coleman,Vince     |
| 1988                      | SS  | 2    | LA   | Uribe,Jose        |
| 1989                      | OF  | 1    | LA   | Strawberry,Darryl |
| 1989                      | 2B  | 1    | LA   | Ray,Johnnie       |
| 1989                      | OF  | 1    | LA   | Dawson,Andre      |
| 1989                      | RP  | 2    | LA   | Dibble,Rob        |
| 1989                      | 3B  | 2    | LA   | Mitchell,Kevin    |
| 1990                      | SP  | 1    | LA   | Garrelts,Scot     |
| 1990                      | C   | 1    | LA   | Lavalliere,Mike   |
| 1990                      | SP  | 2    | LA   | Magrane,Joe       |
| 1990                      | 3B  | 2    | LA   | Mitchell,Kevin    |
| 1990                      | RP  | 2    | LA   | Dibble,Rob        |
| 1990                      | SS  | 2    | LA   | Dunston,Shawon    |
| 1991                      | SS  | 2    | LA   | Dunston,Shawon    |
| 1992                      | 3B  | 1    | LA   | Williams,Matt     |
| 1992                      | OF  | 1    | LA   | Bonds,Barry       |
| 1992                      | OF  | 2    | LA   | Strawberry,Darryl |
| 1992                      | RP  | 2    | LA   | Fassero,Jeff      |
| 1993                      | RP  | 1    | LA   | Rojas,Mel         |
| 1993                      | 1B  | 1    | LA   | Grace,Mark        |
| 1993                      | OF  | 1    | LA   | Bonds,Barry       |
| 1993                      | 2B  | 2    | LA   | DeShields,Delino  |



| ALL-STARS (in NAME order) |     |      |      |                  |
|---------------------------|-----|------|------|------------------|
| Year                      | Pos | rank | Team | Name             |
| 1997                      | C   | 2    | HOU  | Hundley,Todd     |
| 1998                      | 3B  | 2    | PHI  | Huskey,Butch     |
| 1986                      | RP  | 1    | ATL  | James,Bob        |
| 1988                      | 3B  | 2    | SF   | Johnson,Howard   |
| 1989                      | 3B  | 1    | SF   | Johnson,Howard   |
| 1990                      | 3B  | 1    | SF   | Johnson,Howard   |
| 2011                      | 2B  | 1    | LA   | Johnson,Kelly    |
| 2013                      | 2B  | 2    | LA   | Johnson,Kelly    |
| 2003                      | OF  | 2    | MON  | Jones,Andruw     |
| 2006                      | OF  | 1    | MON  | Jones,Andruw     |
| 2000                      | 3B  | 1    | MON  | Jones,Chipper    |
| 2001                      | 3B  | 1    | MON  | Jones,Chipper    |
| 2002                      | 3B  | 1    | CHI  | Jones,Chipper    |
| 2008                      | 3B  | 2    | WAS  | Jones,Chipper    |
| 2009                      | 3B  | 2    | CIN  | Jones,Chipper    |
| 2012                      | 3B  | 2    | STL  | Jones,Chipper    |
| 1993                      | RP  | 2    | HOU  | Jones,Doug       |
| 2006                      | RP  | 2    | CIN  | Jones,Todd       |
| 1999                      | OF  | 2    | SF   | Jordan,Brian     |
| 2002                      | RP  | 1    | SF   | Karsay,Steve     |
| 2011                      | OF  | 1    | HOU  | Kemp,Matt        |
| 2012                      | OF  | 1    | HOU  | Kemp,Matt        |
| 2015                      | OF  | 1    | WAS  | Kemp,Matt        |
| 1999                      | C   | 2    | HOU  | Kendall,Jason    |
| 2003                      | C   | 2    | HOU  | Kendall,Jason    |
| 2004                      | C   | 2    | HOU  | Kendall,Jason    |
| 2003                      | 2B  | 2    | NYM  | Kennedy,Adam     |
| 1999                      | 2B  | 2    | SD   | Kent,Jeff        |
| 2003                      | 2B  | 1    | PHI  | Kent,Jeff        |
| 2005                      | 2B  | 1    | HOU  | Kent,Jeff        |
| 2012                      | SP  | 2    | LA   | Kershaw,Clayton  |
| 2013                      | SP  | 2    | LA   | Kershaw,Clayton  |
| 2014                      | SP  | 2    | LA   | Kershaw,Clayton  |
| 2015                      | RP  | 1    | CHI  | Kimbrel,Craig    |
| 2014                      | RP  | 2    | NYM  | Kintzler,Brandon |
| 2003                      | 1B  | 1    | MON  | Klesko,Ryan      |
| 1984                      | 1B  | 2    | PHI  | Knight,Ray       |
| 2007                      | 1B  | 2    | HOU  | Konerko,Paul     |
| 1991                      | OF  | 2    | STL  | Kruk,John        |
| 2016                      | SP  | 1    | SD   | Lackey,John      |
| 1993                      | OF  | 2    | PHI  | Lankford,Ray     |
| 1996                      | OF  | 2    | SD   | Lankford,Ray     |
| 1989                      | SS  | 1    | NYM  | Larkin,Barry     |
| 1991                      | SS  | 1    | NYM  | Larkin,Barry     |
| 1992                      | SS  | 1    | NYM  | Larkin,Barry     |
| 1994                      | SS  | 2    | NYM  | Larkin,Barry     |
| 1995                      | SS  | 1    | NYM  | Larkin,Barry     |
| 1996                      | SS  | 1    | NYM  | Larkin,Barry     |
| 1997                      | SS  | 1    | NYM  | Larkin,Barry     |
| 1999                      | SS  | 1    | CIN  | Larkin,Barry     |

| ALL-STARS (in TEAM order) |     |      |      |                  |
|---------------------------|-----|------|------|------------------|
| Year                      | Pos | rank | Team | Name             |
| 1994                      | SP  | 1    | LA   | Smoltz,John      |
| 1994                      | 2B  | 1    | LA   | DeShields,Delino |
| 1994                      | OF  | 1    | LA   | Bonds,Barry      |
| 1994                      | 3B  | 2    | LA   | Williams,Matt    |
| 1995                      | OF  | 1    | LA   | Bonds,Barry      |
| 1995                      | RP  | 2    | LA   | Nen,Robb         |
| 1996                      | OF  | 1    | LA   | Bonds,Barry      |
| 1996                      | SP  | 2    | LA   | Schourek,Pete    |
| 1996                      | OF  | 2    | LA   | Sanders,Reggie   |
| 1997                      | 3B  | 1    | LA   | Williams,Matt    |
| 1997                      | RP  | 2    | LA   | Nen,Robb         |
| 1997                      | OF  | 2    | LA   | Bonds,Barry      |
| 1998                      | SS  | 1    | LA   | Dunston,Shawon   |
| 1998                      | 3B  | 1    | LA   | Williams,Matt    |
| 1998                      | OF  | 1    | LA   | Bonds,Barry      |
| 1999                      | OF  | 1    | LA   | Bonds,Barry      |
| 1999                      | RP  | 1    | LA   | Nen,Robb         |
| 2000                      | SP  | 2    | LA   | Millwood,Kevin   |
| 2000                      | C   | 2    | LA   | Lieberthal.Mike  |
| 2001                      | OF  | 2    | LA   | Bonds,Barry      |
| 2001                      | 3B  | 2    | LA   | Nevin,Phil       |
| 2002                      | OF  | 1    | LA   | Bonds,Barry      |
| 2002                      | RP  | 2    | LA   | Nen,Robb         |
| 2003                      | RP  | 1    | LA   | Nen,Robb         |
| 2003                      | OF  | 1    | LA   | Bonds,Barry      |
| 2004                      | OF  | 1    | LA   | Bonds,Barry      |
| 2004                      | OF  | 2    | LA   | Sanders,Reggie   |
| 2005                      | OF  | 1    | LA   | Bonds,Barry      |
| 2007                      | 1B  | 1    | LA   | Howard,Ryan      |
| 2007                      | SP  | 1    | LA   | Oswalt,Roy       |
| 2009                      | 1B  | 2    | LA   | Howard,Ryan      |
| 2010                      | SP  | 1    | LA   | Lee,Cliff        |
| 2011                      | 2B  | 1    | LA   | Johnson,Kelly    |
| 2011                      | OF  | 2    | LA   | Scott,Luke       |
| 2011                      | C   | 2    | LA   | Ruiz,Carlos      |
| 2011                      | SP  | 2    | LA   | Myers,Brett      |
| 2012                      | SP  | 2    | LA   | Kershaw,Clayton  |
| 2013                      | C   | 2    | LA   | Ruiz,Carlos      |
| 2013                      | 2B  | 2    | LA   | Johnson,Kelly    |
| 2013                      | SP  | 2    | LA   | Kershaw,Clayton  |
| 2014                      | SP  | 2    | LA   | Kershaw,Clayton  |
| 2016                      | OF  | 1    | LA   | Harper,Bryce     |
| 2016                      | C   | 2    | LA   | Norris,Derek     |
| 2017                      | C   | 1    | LA   | Gattis,Evan      |
| 2014                      | C   | 2    | MIL  | Lucroy,Jonathan  |
| 2017                      | SS  | 2    | MIL  | Segura,Jean      |
| 1994                      | OF  | 2    | MON  | Plantier,Phil    |
| 1996                      | SS  | 2    | MON  | Vizcaino,Jose    |
| 1998                      | 2B  | 2    | MON  | Young,Eric       |
| 1999                      | OF  | 2    | MON  | Vaughn,Greg      |

| ALL-STARS (in NAME order) |     |      |      |                 |
|---------------------------|-----|------|------|-----------------|
| Year                      | Pos | rank | Team | Name            |
| 2000                      | SS  | 1    | CIN  | Larkin,Barry    |
| 2001                      | SS  | 1    | CIN  | Larkin,Barry    |
| 2013                      | 1B  | 1    | PIT  | LaRoche,Adam    |
| 1990                      | C   | 1    | LA   | Lavalliere,Mike |
| 2008                      | OF  | 1    | ATL  | Lee,Carlos      |
| 2010                      | OF  | 1    | ATL  | Lee,Carlos      |
| 2010                      | SP  | 1    | LA   | Lee,Cliff       |
| 2004                      | 1B  | 2    | SD   | Lee,Derrek      |
| 2006                      | 1B  | 1    | SD   | Lee,Derrek      |
| 2010                      | 1B  | 2    | SD   | Lee,Derrek      |
| 1985                      | OF  | 1    | STL  | Leonard,Jeffrey |
| 2000                      | C   | 2    | LA   | Lieberthal.Mike |
| 2010                      | SP  | 2    | SD   | Lincecum,Tim    |
| 2002                      | C   | 2    | MON  | LoDuca,Paul     |
| 2003                      | C   | 1    | MON  | LoDuca,Paul     |
| 2006                      | C   | 2    | STL  | LoDuca,Paul     |
| 2007                      | C   | 2    | STL  | LoDuca,Paul     |
| 1996                      | C   | 2    | STL  | Lopez,Javier    |
| 1998                      | C   | 2    | STL  | Lopez,Javier    |
| 2004                      | C   | 1    | CHI  | Lopez,Javier    |
| 2005                      | C   | 1    | NYM  | Lopez,Javier    |
| 2005                      | 2B  | 2    | STL  | Loretta,Mark    |
| 2004                      | 3B  | 2    | SF   | Lowell,Mike     |
| 2014                      | C   | 2    | MIL  | Lucroy,Jonathan |
| 2017                      | C   | 2    | CIN  | Lucroy,Jonathan |
| 2009                      | OF  | 1    | NYM  | Ludwick,Ryan    |
| 1994                      | SP  | 2    | NYM  | Maddux,Greg     |
| 1996                      | SP  | 1    | NYM  | Maddux,Greg     |
| 1998                      | SP  | 1    | NYM  | Maddux,Greg     |
| 2002                      | SP  | 2    | CHI  | Maddux,Greg     |
| 1992                      | RP  | 1    | PIT  | Maddux,Mike     |
| 1990                      | SP  | 2    | LA   | Magrane,Joe     |
| 1985                      | SP  | 1    | STL  | Mahler,Rick     |
| 2014                      | OF  | 2    | CIN  | Marte,Starling  |
| 2016                      | OF  | 2    | CIN  | Marte,Starling  |
| 2008                      | C   | 2    | CIN  | Martin,Russell  |
| 2009                      | C   | 2    | CIN  | Martin,Russell  |
| 2015                      | C   | 1    | CIN  | Martin,Russell  |
| 1992                      | SP  | 1    | STL  | Martinez,Dennis |
| 1998                      | SP  | 2    | STL  | Martinez,Dennis |
| 2000                      | SP  | 1    | STL  | Martinez,Pedro  |
| 2001                      | SP  | 2    | STL  | Martinez,Pedro  |
| 2003                      | SP  | 2    | STL  | Martinez,Pedro  |
| 2004                      | SP  | 2    | STL  | Martinez,Pedro  |
| 2005                      | SP  | 1    | STL  | Martinez,Pedro  |
| 2012                      | OF  | 2    | SD   | Maybin,Cameron  |
| 2007                      | C   | 1    | HOU  | McCann,Brian    |
| 2008                      | C   | 1    | HOU  | McCann,Brian    |
| 2009                      | C   | 1    | HOU  | McCann,Brian    |
| 2010                      | C   | 1    | HOU  | McCann,Brian    |

| ALL-STARS (in TEAM order) |     |      |      |                     |
|---------------------------|-----|------|------|---------------------|
| Year                      | Pos | rank | Team | Name                |
| 2000                      | 3B  | 1    | MON  | Jones,Chipper       |
| 2001                      | 3B  | 1    | MON  | Jones,Chipper       |
| 2002                      | C   | 2    | MON  | LoDuca,Paul         |
| 2002                      | SS  | 2    | MON  | Rollins,Jimmy       |
| 2003                      | 1B  | 1    | MON  | Klesko,Ryan         |
| 2003                      | C   | 1    | MON  | LoDuca,Paul         |
| 2003                      | RP  | 2    | MON  | Eischen,Joey        |
| 2003                      | OF  | 2    | MON  | Jones,Andruw        |
| 2006                      | SS  | 1    | MON  | Rollins,Jimmy       |
| 2006                      | OF  | 1    | MON  | Jones,Andruw        |
| 2006                      | 2B  | 2    | MON  | Polanco,Placido     |
| 1986                      | 2B  | 2    | NYM  | Flannery,Tim        |
| 1987                      | OF  | 2    | NYM  | Wilson,Glenn        |
| 1988                      | 1B  | 2    | NYM  | Clark,Jack          |
| 1989                      | RP  | 1    | NYM  | Myers,Randy         |
| 1989                      | SS  | 1    | NYM  | Larkin,Barry        |
| 1990                      | RP  | 1    | NYM  | Andersen,Larry      |
| 1990                      | OF  | 1    | NYM  | Smith,Lonnie        |
| 1990                      | 2B  | 2    | NYM  | Sax,Steve           |
| 1990                      | C   | 2    | NYM  | Biggio,Craig        |
| 1990                      | OF  | 2    | NYM  | Bradley,Phil        |
| 1990                      | OF  | 2    | NYM  | Washington,Claudell |
| 1991                      | SS  | 1    | NYM  | Larkin,Barry        |
| 1991                      | C   | 2    | NYM  | Biggio,Craig        |
| 1991                      | SP  | 2    | NYM  | Benes,Andy          |
| 1992                      | C   | 1    | NYM  | Biggio,Craig        |
| 1992                      | 1B  | 1    | NYM  | Morris,Hal          |
| 1992                      | SS  | 1    | NYM  | Larkin,Barry        |
| 1992                      | SP  | 2    | NYM  | Gullickson,Bill     |
| 1993                      | SP  | 2    | NYM  | Benes,Andy          |
| 1994                      | SP  | 2    | NYM  | Maddux,Greg         |
| 1994                      | OF  | 2    | NYM  | Gilkey,Bernard      |
| 1994                      | SS  | 2    | NYM  | Larkin,Barry        |
| 1995                      | SS  | 1    | NYM  | Larkin,Barry        |
| 1995                      | 2B  | 1    | NYM  | Biggio,Craig        |
| 1995                      | C   | 2    | NYM  | Wilkins,Rick        |
| 1995                      | OF  | 2    | NYM  | Butler,Brett        |
| 1996                      | SP  | 1    | NYM  | Maddux,Greg         |
| 1996                      | 2B  | 1    | NYM  | Biggio,Craig        |
| 1996                      | SS  | 1    | NYM  | Larkin,Barry        |
| 1997                      | SP  | 1    | NYM  | Fassero,Jeff        |
| 1997                      | SS  | 1    | NYM  | Larkin,Barry        |
| 1997                      | OF  | 2    | NYM  | Gilkey,Bernard      |
| 1997                      | 2B  | 2    | NYM  | Biggio,Craig        |
| 1998                      | SP  | 1    | NYM  | Maddux,Greg         |
| 1998                      | 2B  | 1    | NYM  | Biggio,Craig        |
| 1999                      | 2B  | 1    | NYM  | Biggio,Craig        |
| 2002                      | OF  | 1    | NYM  | Berkman,Lance       |
| 2003                      | SS  | 1    | NYM  | Aurilia,Rich        |
| 2003                      | 2B  | 2    | NYM  | Kennedy,Adam        |

| ALL-STARS (in NAME order) |     |      |      |                  |
|---------------------------|-----|------|------|------------------|
| Year                      | Pos | rank | Team | Name             |
| 2014                      | OF  | 1    | WAS  | McCutchen,Andrew |
| 2015                      | OF  | 1    | WAS  | McCutchen,Andrew |
| 1995                      | RP  | 1    | CIN  | McElroy,Chuck    |
| 1985                      | OF  | 2    | ATL  | McGee,Willie     |
| 1986                      | OF  | 1    | ATL  | McGee,Willie     |
| 1991                      | OF  | 2    | CIN  | McGee,Willie     |
| 1993                      | 1B  | 2    | PIT  | McGriff,Fred     |
| 1996                      | 1B  | 2    | PHI  | McGriff,Fred     |
| 1998                      | 1B  | 2    | STL  | McGwire,Mark     |
| 1999                      | 1B  | 1    | STL  | McGwire,Mark     |
| 1987                      | OF  | 1    | CHI  | McReynolds,Kevin |
| 1989                      | OF  | 1    | CHI  | McReynolds,Kevin |
| 1990                      | OF  | 1    | CHI  | McReynolds,Kevin |
| 1991                      | OF  | 1    | CHI  | McReynolds,Kevin |
| 2013                      | RP  | 1    | CIN  | Medlen,Kris      |
| 2014                      | RP  | 1    | STL  | Melancon,Mark    |
| 2017                      | RP  | 2    | STL  | Melancon,Mark    |
| 2007                      | RP  | 1    | CHI  | Meredith,Cla     |
| 2003                      | 3B  | 1    | ATL  | Millar,Kevin     |
| 2016                      | RP  | 1    | NYM  | Miller,Andrew    |
| 2017                      | RP  | 1    | NYM  | Miller,Andrew    |
| 2000                      | SP  | 2    | LA   | Millwood,Kevin   |
| 1987                      | OF  | 2    | PIT  | Milner,Eddie     |
| 1989                      | 3B  | 2    | LA   | Mitchell,Kevin   |
| 1990                      | 3B  | 2    | LA   | Mitchell,Kevin   |
| 2010                      | C   | 2    | SD   | Molina,Bengie    |
| 2012                      | C   | 2    | WAS  | Molina,Yadier    |
| 2015                      | C   | 2    | WAS  | Molina,Yadier    |
| 2012                      | C   | 1    | CHI  | Montero,Miguel   |
| 1984                      | C   | 2    | CHI  | Moreland,Keith   |
| 2015                      | 1B  | 1    | PHI  | Morneau,Justin   |
| 1992                      | 1B  | 1    | NYM  | Morris,Hal       |
| 2004                      | 3B  | 1    | STL  | Mueller,Bill     |
| 2006                      | 3B  | 1    | STL  | Mueller,Bill     |
| 1984                      | OF  | 1    | ATL  | Murphy,Dale      |
| 1986                      | OF  | 2    | ATL  | Murphy,Dale      |
| 1987                      | OF  | 2    | ATL  | Murphy,Dale      |
| 2017                      | 2B  | 1    | CIN  | Murphy,Daniel    |
| 1991                      | 1B  | 1    | CIN  | Murray,Eddie     |
| 2011                      | SP  | 2    | LA   | Myers,Brett      |
| 1989                      | RP  | 1    | NYM  | Myers,Randy      |
| 2009                      | RP  | 1    | SF   | Nathan,Joe       |
| 1995                      | RP  | 2    | LA   | Nen,Robb         |
| 1997                      | RP  | 2    | LA   | Nen,Robb         |
| 1999                      | RP  | 1    | LA   | Nen,Robb         |
| 2002                      | RP  | 2    | LA   | Nen,Robb         |
| 2003                      | RP  | 1    | LA   | Nen,Robb         |
| 2001                      | 3B  | 2    | LA   | Nevin,Phil       |
| 1992                      | OF  | 1    | STL  | Nixon,Otis       |
| 1993                      | OF  | 2    | STL  | Nixon,Otis       |

| ALL-STARS (in TEAM order) |     |      |      |                  |
|---------------------------|-----|------|------|------------------|
| Year                      | Pos | rank | Team | Name             |
| 2005                      | C   | 1    | NYM  | Lopez,Javier     |
| 2005                      | OF  | 2    | NYM  | Edmonds,Jim      |
| 2006                      | OF  | 2    | NYM  | Berkman,Lance    |
| 2008                      | 1B  | 2    | NYM  | Berkman,Lance    |
| 2008                      | OF  | 2    | NYM  | Pierre,Juan      |
| 2009                      | OF  | 1    | NYM  | Ludwick,Ryan     |
| 2010                      | RP  | 2    | NYM  | Franklin,Ryan    |
| 2010                      | SS  | 2    | NYM  | Tejada,Miguel    |
| 2012                      | RP  | 2    | NYM  | Farnsworth,Kyle  |
| 2012                      | OF  | 2    | NYM  | Berkman,Lance    |
| 2013                      | SP  | 1    | NYM  | Gonzalez,Gio     |
| 2014                      | OF  | 1    | NYM  | Holliday,Matt    |
| 2014                      | RP  | 2    | NYM  | Kintzler,Brandon |
| 2015                      | 2B  | 1    | NYM  | Altuve,Jose      |
| 2016                      | RP  | 1    | NYM  | Miller,Andrew    |
| 2017                      | OF  | 1    | NYM  | Piscotty,Stephen |
| 2017                      | RP  | 1    | NYM  | Miller,Andrew    |
| 2017                      | 3B  | 2    | NYM  | Turner,Justin    |
| 2017                      | 2B  | 2    | NYM  | Altuve,Jose      |
| 2017                      | SP  | 2    | NYM  | Colon,Bartolo    |
| 1984                      | SS  | 1    | PHI  | DeJesus,Ivan     |
| 1984                      | 1B  | 2    | PHI  | Knight,Ray       |
| 1985                      | 1B  | 2    | PHI  | Easler,Mike      |
| 1987                      | SS  | 2    | PHI  | Brooks,Hubie     |
| 1987                      | 2B  | 2    | PHI  | Samuel,Juan      |
| 1988                      | 1B  | 1    | PHI  | Clark,Will       |
| 1988                      | OF  | 2    | PHI  | Butler,Brett     |
| 1989                      | OF  | 2    | PHI  | Butler,Brett     |
| 1989                      | OF  | 2    | PHI  | Palmeiro,Rafael  |
| 1991                      | RP  | 2    | PHI  | Schatzeder,Dan   |
| 1991                      | 1B  | 2    | PHI  | Clark,Will       |
| 1993                      | 3B  | 2    | PHI  | Pendleton,Terry  |
| 1993                      | OF  | 2    | PHI  | Butler,Brett     |
| 1993                      | OF  | 2    | PHI  | Lankford,Ray     |
| 1995                      | 2B  | 2    | PHI  | Roberts,Bip      |
| 1996                      | 1B  | 2    | PHI  | McGriff,Fred     |
| 1997                      | OF  | 1    | PHI  | Burks,Ellis      |
| 1998                      | 3B  | 2    | PHI  | Huskey,Butch     |
| 1998                      | OF  | 2    | PHI  | Burnitz,Jeromy   |
| 1999                      | 1B  | 2    | PHI  | Olerud,John      |
| 1999                      | SS  | 2    | PHI  | Gomez,Chris      |
| 2000                      | OF  | 1    | PHI  | Everett,Carl     |
| 2000                      | 1B  | 1    | PHI  | Olerud,John      |
| 2001                      | OF  | 2    | PHI  | Finley,Steve     |
| 2002                      | 2B  | 2    | PHI  | Biggio,Craig     |
| 2003                      | 2B  | 1    | PHI  | Kent,Jeff        |
| 2004                      | 3B  | 2    | PHI  | Castilla,Vinny   |
| 2005                      | 1B  | 2    | PHI  | Helton,Todd      |
| 2006                      | OF  | 1    | PHI  | Alou,Moises      |
| 2007                      | 3B  | 1    | PHI  | Sanchez,Freddy   |

| ALL-STARS (in NAME order) |     |      |      |                  |
|---------------------------|-----|------|------|------------------|
| Year                      | Pos | rank | Team | Name             |
| 2009                      | SP  | 1    | STL  | Nolasco,Ricky    |
| 2016                      | C   | 2    | LA   | Norris,Derek     |
| 2012                      | RP  | 1    | STL  | O'Flaherty,Eric  |
| 1999                      | 1B  | 2    | PHI  | Olerud,John      |
| 2000                      | 1B  | 1    | PHI  | Olerud,John      |
| 1994                      | OF  | 1    | PIT  | O'Neill,Paul     |
| 1995                      | OF  | 2    | PIT  | O'Neill,Paul     |
| 1998                      | RP  | 2    | SD   | Osuna,Antonio    |
| 2007                      | SP  | 1    | LA   | Oswalt,Roy       |
| 2008                      | SP  | 2    | CHI  | Oswalt,Roy       |
| 2013                      | OF  | 1    | ATL  | Pagan,Angel      |
| 1989                      | OF  | 2    | PHI  | Palmeiro,Rafael  |
| 1992                      | 1B  | 2    | CHI  | Palmeiro,Rafael  |
| 1994                      | 1B  | 2    | CHI  | Palmeiro,Rafael  |
| 1996                      | 1B  | 1    | CHI  | Palmeiro,Rafael  |
| 1997                      | 1B  | 2    | CHI  | Palmeiro,Rafael  |
| 2000                      | 1B  | 2    | CIN  | Palmeiro,Rafael  |
| 1986                      | OF  | 1    | PIT  | Parker,Dave      |
| 1984                      | C   | 1    | PIT  | Pena,Tony        |
| 1987                      | C   | 1    | PIT  | Pena,Tony        |
| 1989                      | C   | 1    | PIT  | Pena,Tony        |
| 2011                      | OF  | 2    | PIT  | Pence,Hunter     |
| 1993                      | 3B  | 2    | PHI  | Pendleton,Terry  |
| 2016                      | OF  | 2    | SD   | Peralta,David    |
| 2016                      | SS  | 2    | PIT  | Peralta,Jhonny   |
| 2001                      | SS  | 2    | HOU  | Perez,Neifi      |
| 2008                      | 2B  | 1    | HOU  | Phillips,Brandon |
| 2010                      | 2B  | 1    | HOU  | Phillips,Brandon |
| 1994                      | C   | 1    | ATL  | Piazza,Mike      |
| 1995                      | C   | 1    | ATL  | Piazza,Mike      |
| 1996                      | C   | 1    | ATL  | Piazza,Mike      |
| 1997                      | C   | 1    | ATL  | Piazza,Mike      |
| 1998                      | C   | 1    | ATL  | Piazza,Mike      |
| 1999                      | C   | 1    | ATL  | Piazza,Mike      |
| 2000                      | C   | 1    | ATL  | Piazza,Mike      |
| 2001                      | C   | 1    | ATL  | Piazza,Mike      |
| 2002                      | C   | 1    | ATL  | Piazza,Mike      |
| 2007                      | OF  | 2    | CHI  | Pierre,Juan      |
| 2008                      | OF  | 2    | NYM  | Pierre,Juan      |
| 2017                      | OF  | 1    | NYM  | Piscotty,Stephen |
| 1994                      | OF  | 2    | MON  | Plantier,Phil    |
| 2006                      | 2B  | 2    | MON  | Polanco,Placido  |
| 2008                      | 2B  | 2    | WAS  | Polanco,Placido  |
| 2010                      | 2B  | 2    | WAS  | Polanco,Placido  |
| 2011                      | C   | 1    | PIT  | Posey,Buster     |
| 2013                      | C   | 1    | PIT  | Posey,Buster     |
| 2014                      | C   | 1    | PIT  | Posey,Buster     |
| 1985                      | OF  | 2    | SF   | Puhl,Terry       |
| 2014                      | OF  | 2    | CHI  | Puig,Yasiel      |
| 2002                      | OF  | 2    | HOU  | Pujols,Albert    |

| ALL-STARS (in TEAM order) |     |      |      |                   |
|---------------------------|-----|------|------|-------------------|
| Year                      | Pos | rank | Team | Name              |
| 2007                      | 2B  | 2    | PHI  | Durham,Ray        |
| 2010                      | OF  | 2    | PHI  | Holliday,Matt     |
| 2011                      | OF  | 1    | PHI  | Hamilton,Josh     |
| 2011                      | OF  | 1    | PHI  | Holliday,Matt     |
| 2012                      | OF  | 1    | PHI  | Hamilton,Josh     |
| 2012                      | 2B  | 2    | PHI  | Carroll,Jamey     |
| 2013                      | OF  | 1    | PHI  | Hamilton,Josh     |
| 2013                      | SS  | 2    | PHI  | Carroll,Jamey     |
| 2015                      | 1B  | 1    | PHI  | Morneau,Justin    |
| 2015                      | 3B  | 1    | PHI  | Frazier,Todd      |
| 2015                      | 2B  | 2    | PHI  | Harrison,Josh     |
| 2016                      | 3B  | 1    | PHI  | Escobar,Yunel     |
| 2016                      | OF  | 1    | PHI  | Granderson,Curtis |
| 1984                      | C   | 1    | PIT  | Pena,Tony         |
| 1985                      | OF  | 1    | PIT  | Hayes,Von         |
| 1985                      | SS  | 1    | PIT  | Reynolds,Craig    |
| 1986                      | OF  | 1    | PIT  | Parker,Dave       |
| 1986                      | 1B  | 2    | PIT  | Horner,Bob        |
| 1986                      | SP  | 2    | PIT  | Hershiser,Orel    |
| 1987                      | C   | 1    | PIT  | Pena,Tony         |
| 1987                      | SP  | 1    | PIT  | Hershiser,Orel    |
| 1987                      | OF  | 1    | PIT  | Hayes,Von         |
| 1987                      | OF  | 2    | PIT  | Milner,Eddie      |
| 1988                      | SP  | 1    | PIT  | Hershiser,Orel    |
| 1988                      | 2B  | 2    | PIT  | Doran,Bill        |
| 1989                      | 1B  | 1    | PIT  | Galarraga,Andres  |
| 1989                      | C   | 1    | PIT  | Pena,Tony         |
| 1992                      | RP  | 1    | PIT  | Maddux,Mike       |
| 1992                      | 2B  | 2    | PIT  | Alomar,Roberto    |
| 1993                      | SP  | 1    | PIT  | Tomlin,Dave       |
| 1993                      | 1B  | 2    | PIT  | McGriff,Fred      |
| 1993                      | 3B  | 2    | PIT  | Hollins,Dave      |
| 1994                      | 1B  | 1    | PIT  | Galarraga,Andres  |
| 1994                      | OF  | 1    | PIT  | O'Neill,Paul      |
| 1994                      | OF  | 1    | PIT  | Gwynn,Tony        |
| 1994                      | 3B  | 1    | PIT  | Hayes,Charlie     |
| 1994                      | 2B  | 2    | PIT  | Alomar,Roberto    |
| 1994                      | RP  | 2    | PIT  | Harvey,Bryan      |
| 1995                      | OF  | 1    | PIT  | Gwynn,Tony        |
| 1995                      | 1B  | 1    | PIT  | Galarraga,Andres  |
| 1995                      | OF  | 2    | PIT  | O'Neill,Paul      |
| 1996                      | 2B  | 2    | PIT  | Alomar,Roberto    |
| 1997                      | 1B  | 1    | PIT  | Galarraga,Andres  |
| 1997                      | SS  | 2    | PIT  | Renteria,Edgar    |
| 1997                      | OF  | 2    | PIT  | Gwynn,Tony        |
| 1998                      | OF  | 1    | PIT  | Gwynn,Tony        |
| 1999                      | SP  | 1    | PIT  | Glavine,Tom       |
| 2000                      | 2B  | 1    | PIT  | Alomar,Roberto    |
| 2003                      | SS  | 2    | PIT  | Renteria,Edgar    |
| 2004                      | SS  | 1    | PIT  | Renteria,Edgar    |

| ALL-STARS (in NAME order) |     |      |      |                |
|---------------------------|-----|------|------|----------------|
| Year                      | Pos | rank | Team | Name           |
| 2003                      | 3B  | 2    | HOU  | Pujols,Albert  |
| 2004                      | OF  | 1    | HOU  | Pujols,Albert  |
| 2005                      | 1B  | 1    | HOU  | Pujols,Albert  |
| 2006                      | 1B  | 2    | HOU  | Pujols,Albert  |
| 2007                      | 1B  | 2    | HOU  | Pujols,Albert  |
| 2008                      | 1B  | 1    | HOU  | Pujols,Albert  |
| 2009                      | 1B  | 1    | HOU  | Pujols,Albert  |
| 2010                      | 1B  | 1    | CHI  | Pujols,Albert  |
| 2009                      | OF  | 2    | WAS  | Quentin,Carlos |
| 1984                      | OF  | 2    | CIN  | Raines,Tim     |
| 1985                      | OF  | 1    | CIN  | Raines,Tim     |
| 1986                      | OF  | 1    | CIN  | Raines,Tim     |
| 1987                      | OF  | 1    | CIN  | Raines,Tim     |
| 1988                      | OF  | 1    | CIN  | Raines,Tim     |
| 1990                      | OF  | 2    | CIN  | Raines,Tim     |
| 1992                      | OF  | 1    | CIN  | Raines,Tim     |
| 2002                      | 3B  | 2    | HOU  | Ramirez,Aramis |
| 2005                      | 3B  | 2    | HOU  | Ramirez,Aramis |
| 2007                      | SS  | 1    | CHI  | Ramirez,Hanley |
| 2008                      | SS  | 1    | CHI  | Ramirez,Hanley |
| 2009                      | SS  | 1    | CHI  | Ramirez,Hanley |
| 2010                      | SS  | 1    | CHI  | Ramirez,Hanley |
| 2011                      | SS  | 1    | CHI  | Ramirez,Hanley |
| 2009                      | OF  | 2    | ATL  | Ramirez,Manny  |
| 2011                      | OF  | 2    | WAS  | Rasmus,Colby   |
| 1985                      | 2B  | 2    | LA   | Ray,Johnnie    |
| 1989                      | 2B  | 1    | LA   | Ray,Johnnie    |
| 1988                      | 2B  | 1    | CIN  | Ready,Randy    |
| 1997                      | SS  | 2    | PIT  | Renteria,Edgar |
| 2003                      | SS  | 2    | PIT  | Renteria,Edgar |
| 2004                      | SS  | 1    | PIT  | Renteria,Edgar |
| 2005                      | SS  | 1    | PIT  | Renteria,Edgar |
| 1984                      | SP  | 1    | LA   | Reuss,Jerry    |
| 2007                      | SS  | 2    | SD   | Reyes,Jose     |
| 2012                      | SS  | 1    | SD   | Reyes,Jose     |
| 2015                      | SS  | 2    | SD   | Reyes,Jose     |
| 2016                      | SS  | 1    | SD   | Reyes,Jose     |
| 1985                      | SS  | 1    | PIT  | Reynolds,Craig |
| 2010                      | 3B  | 1    | STL  | Reynolds,Mark  |
| 2017                      | 1B  | 1    | CHI  | Rizzo,Anthony  |
| 1991                      | 3B  | 1    | CIN  | Roberts,Bip    |
| 1995                      | 2B  | 2    | PHI  | Roberts,Bip    |
| 2005                      | C   | 2    | PIT  | Rodriguez,Ivan |
| 1993                      | RP  | 1    | LA   | Rojas,Mel      |
| 1999                      | 3B  | 1    | CIN  | Rolen,Scott    |
| 2000                      | 3B  | 2    | CIN  | Rolen,Scott    |
| 2004                      | 3B  | 2    | CIN  | Rolen,Scott    |
| 2002                      | SS  | 2    | MON  | Rollins,Jimmy  |
| 2006                      | SS  | 1    | MON  | Rollins,Jimmy  |
| 2008                      | SS  | 2    | WAS  | Rollins,Jimmy  |

| ALL-STARS (in TEAM order) |     |      |      |                 |
|---------------------------|-----|------|------|-----------------|
| Year                      | Pos | rank | Team | Name            |
| 2005                      | SS  | 1    | PIT  | Renteria,Edgar  |
| 2005                      | C   | 2    | PIT  | Rodriguez,Ivan  |
| 2005                      | OF  | 2    | PIT  | Dunn,Adam       |
| 2006                      | SP  | 2    | PIT  | Colon,Bartolo   |
| 2009                      | 3B  | 1    | PIT  | Wright,David    |
| 2011                      | SP  | 1    | PIT  | Hanson,Tommy    |
| 2011                      | C   | 1    | PIT  | Posey,Buster    |
| 2011                      | OF  | 2    | PIT  | Pence,Hunter    |
| 2012                      | 2B  | 1    | PIT  | Walker,Neil     |
| 2013                      | 1B  | 1    | PIT  | LaRoche,Adam    |
| 2013                      | C   | 1    | PIT  | Posey,Buster    |
| 2014                      | C   | 1    | PIT  | Posey,Buster    |
| 2016                      | SS  | 2    | PIT  | Peralta,Jhonny  |
| 1996                      | RP  | 1    | SD   | Worrell,Todd    |
| 1996                      | OF  | 2    | SD   | Lankford,Ray    |
| 1997                      | 2B  | 1    | SD   | Young,Eric      |
| 1998                      | SS  | 2    | SD   | Blauser,Jeff    |
| 1998                      | RP  | 2    | SD   | Osuna,Antonio   |
| 1999                      | 2B  | 2    | SD   | Kent,Jeff       |
| 2001                      | 2B  | 1    | SD   | Vidro,Jose      |
| 2001                      | RP  | 1    | SD   | White,Gabe      |
| 2001                      | OF  | 2    | SD   | Abreu,Bobby     |
| 2004                      | 1B  | 2    | SD   | Lee,Derrek      |
| 2005                      | 3B  | 1    | SD   | Beltre,Adrian   |
| 2006                      | C   | 1    | SD   | Barrett,Michael |
| 2006                      | 1B  | 1    | SD   | Lee,Derrek      |
| 2007                      | 2B  | 1    | SD   | Utley,Chase     |
| 2007                      | OF  | 1    | SD   | Dye,Jermaine    |
| 2007                      | SP  | 2    | SD   | Webb,Brandon    |
| 2007                      | SS  | 2    | SD   | Reyes,Jose      |
| 2008                      | OF  | 2    | SD   | Rowand,Aaron    |
| 2008                      | RP  | 2    | SD   | Springer,Russ   |
| 2009                      | OF  | 1    | SD   | Bay,Jason       |
| 2009                      | 2B  | 1    | SD   | Utley,Chase     |
| 2009                      | OF  | 2    | SD   | Dye,Jermaine    |
| 2009                      | RP  | 2    | SD   | Bradford,Chad   |
| 2010                      | OF  | 1    | SD   | Bay,Jason       |
| 2010                      | C   | 2    | SD   | Molina,Bengie   |
| 2010                      | 1B  | 2    | SD   | Lee,Derrek      |
| 2010                      | SP  | 2    | SD   | Lincecum,Tim    |
| 2011                      | 3B  | 1    | SD   | Beltran,Adrian  |
| 2012                      | 3B  | 1    | SD   | Beltre,Adrian   |
| 2012                      | SS  | 1    | SD   | Reyes,Jose      |
| 2012                      | OF  | 2    | SD   | Maybin,Cameron  |
| 2013                      | 3B  | 2    | SD   | Beltre,Adrian   |
| 2014                      | OF  | 1    | SD   | Choo,Shin-Soo   |
| 2014                      | 3B  | 2    | SD   | Beltre,Adrian   |
| 2015                      | 3B  | 2    | SD   | Beltre,Adrian   |
| 2015                      | SS  | 2    | SD   | Reyes,Jose      |
| 2016                      | SS  | 1    | SD   | Reyes,Jose      |

| ALL-STARS (in NAME order) |     |      |      |                 |
|---------------------------|-----|------|------|-----------------|
| Year                      | Pos | rank | Team | Name            |
| 2011                      | RP  | 1    | STL  | Romo,Sergio     |
| 2008                      | OF  | 2    | SD   | Rowand,Aaron    |
| 2011                      | C   | 2    | LA   | Ruiz,Carlos     |
| 2013                      | C   | 2    | LA   | Ruiz,Carlos     |
| 2008                      | RP  | 1    | CHI  | Saito,Takashi   |
| 1987                      | 2B  | 2    | PHI  | Samuel,Juan     |
| 2007                      | 3B  | 1    | PHI  | Sanchez,Freddy  |
| 1985                      | 2B  | 1    | CHI  | Sandberg,Ryne   |
| 1986                      | 2B  | 1    | CHI  | Sandberg,Ryne   |
| 1987                      | 2B  | 1    | CHI  | Sandberg,Ryne   |
| 1990                      | 2B  | 1    | CHI  | Sandberg,Ryne   |
| 1991                      | 2B  | 1    | CHI  | Sandberg,Ryne   |
| 1992                      | 2B  | 1    | CHI  | Sandberg,Ryne   |
| 1993                      | 2B  | 1    | CHI  | Sandberg,Ryne   |
| 1996                      | OF  | 2    | LA   | Sanders,Reggie  |
| 2004                      | OF  | 2    | LA   | Sanders,Reggie  |
| 2010                      | 3B  | 2    | HOU  | Sandoval,Pablo  |
| 2009                      | SP  | 2    | STL  | Santana,Johan   |
| 1988                      | C   | 2    | CIN  | Santiago,Benito |
| 1992                      | C   | 2    | STL  | Sasser,Mackey   |
| 1984                      | 2B  | 2    | LA   | Sax,Steve       |
| 1990                      | 2B  | 2    | NYM  | Sax,Steve       |
| 1991                      | RP  | 2    | PHI  | Schatzeder,Dan  |
| 2003                      | SP  | 1    | STL  | Schilling,Curt  |
| 1985                      | 3B  | 1    | CIN  | Schmidt,Mike    |
| 1986                      | 3B  | 1    | CIN  | Schmidt,Mike    |
| 1987                      | 3B  | 1    | CIN  | Schmidt,Mike    |
| 1988                      | 3B  | 1    | CIN  | Schmidt,Mike    |
| 1996                      | SP  | 2    | LA   | Schourek,Pete   |
| 1986                      | C   | 2    | SF   | Scioscia,Mike   |
| 1991                      | C   | 1    | SF   | Scioscia,Mike   |
| 2011                      | OF  | 2    | LA   | Scott,Luke      |
| 1988                      | SP  | 2    | CIN  | Scott,Mike      |
| 1989                      | SP  | 2    | CIN  | Scott,Mike      |
| 2013                      | 2B  | 2    | WAS  | Scutaro,Marco   |
| 2017                      | SS  | 1    | STL  | Seager,Corey    |
| 2014                      | SS  | 1    | WAS  | Segura,Jean     |
| 2017                      | SS  | 2    | MIL  | Segura,Jean     |
| 1997                      | RP  | 1    | CIN  | Shaw,Jeff       |
| 1998                      | RP  | 1    | CIN  | Shaw,Jeff       |
| 1999                      | RP  | 2    | CIN  | Shaw,Jeff       |
| 1993                      | 3B  | 1    | CIN  | Sheffield,Gary  |
| 1997                      | OF  | 1    | CIN  | Sheffield,Gary  |
| 2000                      | OF  | 2    | CIN  | Sheffield,Gary  |
| 2001                      | OF  | 1    | CIN  | Sheffield,Gary  |
| 2004                      | OF  | 2    | CIN  | Sheffield,Gary  |
| 2005                      | OF  | 2    | CIN  | Sheffield,Gary  |
| 1985                      | RP  | 2    | ATL  | Sisk,Doug       |
| 1995                      | SP  | 2    | CIN  | Smiley,John     |
| 1986                      | RP  | 2    | LA   | Smith,Dave      |

| ALL-STARS (in TEAM order) |     |      |      |                   |
|---------------------------|-----|------|------|-------------------|
| Year                      | Pos | rank | Team | Name              |
| 2016                      | SP  | 1    | SD   | Lackey,John       |
| 2016                      | 2B  | 1    | SD   | Gordon,Dee        |
| 2016                      | OF  | 2    | SD   | Peralta,David     |
| 2017                      | OF  | 2    | SD   | Duvall,Adam       |
| 1984                      | 1B  | 1    | SF   | Evans,Darrell     |
| 1984                      | 3B  | 1    | SF   | Guerrero,Pedro    |
| 1985                      | 3B  | 2    | SF   | Guerrero,Pedro    |
| 1985                      | C   | 2    | SF   | Carter,Gary       |
| 1985                      | OF  | 2    | SF   | Puhl,Terry        |
| 1985                      | OF  | 2    | SF   | Gladden,Dan       |
| 1986                      | 1B  | 1    | SF   | Guerrero,Pedro    |
| 1986                      | C   | 2    | SF   | Scioscia,Mike     |
| 1987                      | OF  | 2    | SF   | Gwynn,Tony        |
| 1987                      | 3B  | 2    | SF   | Walling,Denny     |
| 1988                      | OF  | 1    | SF   | Gwynn,Tony        |
| 1988                      | 3B  | 2    | SF   | Johnson,Howard    |
| 1988                      | RP  | 2    | SF   | Franco,John       |
| 1989                      | 3B  | 1    | SF   | Johnson,Howard    |
| 1989                      | 1B  | 2    | SF   | Guerrero,Pedro    |
| 1990                      | 3B  | 1    | SF   | Johnson,Howard    |
| 1991                      | OF  | 1    | SF   | Daniels,Kal       |
| 1991                      | C   | 1    | SF   | Scioscia,Mike     |
| 1991                      | OF  | 2    | SF   | Gant,Ron          |
| 1994                      | RP  | 1    | SF   | Wetteland,John    |
| 1996                      | OF  | 2    | SF   | Gant,Ron          |
| 1999                      | OF  | 2    | SF   | Jordan,Brian      |
| 1999                      | SS  | 2    | SF   | Alfonzo,Edgardo   |
| 1999                      | OF  | 2    | SF   | Guerrero,Vladimir |
| 2000                      | 2B  | 2    | SF   | Alfonzo,Edgardo   |
| 2000                      | OF  | 2    | SF   | Guerrero,Vladimir |
| 2000                      | RP  | 2    | SF   | Williamson,Scott  |
| 2001                      | OF  | 1    | SF   | Guerrero,Vladimir |
| 2002                      | RP  | 1    | SF   | Karsay,Steve      |
| 2002                      | 2B  | 1    | SF   | Boone,Bret        |
| 2002                      | 1B  | 2    | SF   | Edmonds,Jim       |
| 2003                      | OF  | 1    | SF   | Guerrero,Vladimir |
| 2003                      | OF  | 2    | SF   | Giles,Brian       |
| 2004                      | OF  | 1    | SF   | Guerrero,Vladimir |
| 2004                      | SS  | 2    | SF   | Cabrera,Orlando   |
| 2004                      | 2B  | 2    | SF   | Boone,Bret        |
| 2004                      | 3B  | 2    | SF   | Lowell,Mike       |
| 2005                      | OF  | 1    | SF   | Guerrero,Vladimir |
| 2006                      | OF  | 1    | SF   | Guerrero,Vladimir |
| 2006                      | 3B  | 2    | SF   | Cabrera,Miguel    |
| 2007                      | OF  | 1    | SF   | Guerrero,Vladimir |
| 2007                      | 3B  | 2    | SF   | Cabrera,Miguel    |
| 2008                      | SP  | 1    | SF   | Young,Chris       |
| 2008                      | 3B  | 1    | SF   | Cabrera,Miguel    |
| 2008                      | OF  | 1    | SF   | Guerrero,Vladimir |
| 2009                      | RP  | 1    | SF   | Nathan,Joe        |

| ALL-STARS (in NAME order) |     |      |      |                     |
|---------------------------|-----|------|------|---------------------|
| Year                      | Pos | rank | Team | Name                |
| 1987                      | RP  | 2    | LA   | Smith,Dave          |
| 1984                      | OF  | 2    | STL  | Smith,Lonnie        |
| 1990                      | OF  | 1    | NYM  | Smith,Lonnie        |
| 1986                      | SS  | 2    | STL  | Smith,Ozzie         |
| 1987                      | SS  | 1    | STL  | Smith,Ozzie         |
| 1988                      | SS  | 1    | STL  | Smith,Ozzie         |
| 1989                      | SS  | 2    | CIN  | Smith,Ozzie         |
| 1993                      | SS  | 1    | CIN  | Smith,Ozzie         |
| 1994                      | SP  | 1    | LA   | Smoltz,John         |
| 2007                      | OF  | 1    | CHI  | Soriano,Alfonso     |
| 2008                      | OF  | 1    | CHI  | Soriano,Alfonso     |
| 1995                      | OF  | 1    | CIN  | Sosa,Sammy          |
| 1999                      | OF  | 1    | CIN  | Sosa,Sammy          |
| 2000                      | OF  | 1    | CIN  | Sosa,Sammy          |
| 2001                      | OF  | 1    | CIN  | Sosa,Sammy          |
| 2002                      | OF  | 2    | CIN  | Sosa,Sammy          |
| 2008                      | RP  | 2    | SD   | Springer,Russ       |
| 2013                      | OF  | 2    | SF   | Stanton,Giancarlo   |
| 2015                      | OF  | 1    | SF   | Stanton,Giancarlo   |
| 1984                      | OF  | 1    | LA   | Strawberry,Darryl   |
| 1989                      | OF  | 1    | LA   | Strawberry,Darryl   |
| 1992                      | OF  | 2    | LA   | Strawberry,Darryl   |
| 2015                      | RP  | 2    | WAS  | Street,Huston       |
| 2015                      | OF  | 2    | CHI  | Stubbs,Drew         |
| 1985                      | RP  | 1    | STL  | Sutter,Bruce        |
| 2015                      | SP  | 1    | CIN  | Teheran,Julio       |
| 2010                      | SS  | 2    | NYM  | Tejada,Miguel       |
| 1985                      | SS  | 2    | CHI  | Templeton,Garry     |
| 1986                      | SS  | 1    | CHI  | Templeton,Garry     |
| 1984                      | SS  | 2    | CHI  | Thon,Dickie         |
| 1990                      | SS  | 1    | ATL  | Thon,Dickie         |
| 1993                      | SP  | 1    | PIT  | Tomlin,Dave         |
| 1989                      | SP  | 1    | CIN  | Tudor,John          |
| 2017                      | 3B  | 2    | NYM  | Turner,Justin       |
| 2009                      | 2B  | 2    | CHI  | Uggla,Dan           |
| 2011                      | 2B  | 2    | CHI  | Uggla,Dan           |
| 2010                      | OF  | 1    | STL  | Upton,Justin        |
| 2012                      | OF  | 1    | STL  | Upton,Justin        |
| 2013                      | OF  | 2    | ATL  | Upton,Justin        |
| 2015                      | OF  | 2    | ATL  | Upton,Justin        |
| 1988                      | SS  | 2    | LA   | Uribe,Jose          |
| 2007                      | 2B  | 1    | SD   | Utley,Chase         |
| 2009                      | 2B  | 1    | SD   | Utley,Chase         |
| 2014                      | 2B  | 2    | SF   | Utley,Chase         |
| 1985                      | SP  | 2    | CHI  | Valenzuela,Fernando |
| 1986                      | SP  | 1    | CHI  | Valenzuela,Fernando |
| 1988                      | OF  | 2    | STL  | Van Slyke,Andy      |
| 1993                      | OF  | 1    | STL  | Van Slyke,Andy      |
| 1999                      | OF  | 2    | MON  | Vaughn,Greg         |
| 2002                      | SP  | 1    | CIN  | Vazquez,Javier      |

| ALL-STARS (in TEAM order) |     |      |      |                   |
|---------------------------|-----|------|------|-------------------|
| Year                      | Pos | rank | Team | Name              |
| 2009                      | SS  | 2    | SF   | Drew,Steven       |
| 2010                      | OF  | 2    | SF   | Ethier,Andre      |
| 2011                      | 3B  | 2    | SF   | Zimmerman,Ryan    |
| 2012                      | 1B  | 1    | SF   | Cabrera,Miguel    |
| 2013                      | OF  | 2    | SF   | Stanton,Giancarlo |
| 2014                      | 1B  | 1    | SF   | Cabrera,Miguel    |
| 2014                      | 2B  | 2    | SF   | Utley,Chase       |
| 2015                      | OF  | 1    | SF   | Stanton,Giancarlo |
| 2015                      | 1B  | 2    | SF   | Cabrera,Miguel    |
| 1984                      | 2B  | 1    | STL  | Herr,Tommy        |
| 1984                      | OF  | 2    | STL  | Smith,Lonnie      |
| 1985                      | SP  | 1    | STL  | Mahler,Rick       |
| 1985                      | 1B  | 1    | STL  | Hernandez,Keith   |
| 1985                      | OF  | 1    | STL  | Leonard,Jeffrey   |
| 1985                      | RP  | 1    | STL  | Sutter,Bruce      |
| 1986                      | 3B  | 2    | STL  | Brown,Chris       |
| 1986                      | SS  | 2    | STL  | Smith,Ozzie       |
| 1987                      | SS  | 1    | STL  | Smith,Ozzie       |
| 1988                      | SS  | 1    | STL  | Smith,Ozzie       |
| 1988                      | OF  | 2    | STL  | Van Slyke,Andy    |
| 1990                      | 1B  | 2    | STL  | Esasky,Nick       |
| 1991                      | OF  | 2    | STL  | Kruk,John         |
| 1992                      | SP  | 1    | STL  | Martinez,Dennis   |
| 1992                      | OF  | 1    | STL  | Nixon,Otis        |
| 1992                      | C   | 2    | STL  | Sasser,Mackey     |
| 1993                      | OF  | 1    | STL  | Van Slyke,Andy    |
| 1993                      | C   | 2    | STL  | Girardi,Joe       |
| 1993                      | OF  | 2    | STL  | Nixon,Otis        |
| 1994                      | OF  | 2    | STL  | Bichette,Dante    |
| 1996                      | OF  | 1    | STL  | Bichette,Dante    |
| 1996                      | C   | 2    | STL  | Lopez,Javier      |
| 1997                      | OF  | 1    | STL  | Bichette,Dante    |
| 1998                      | C   | 2    | STL  | Lopez,Javier      |
| 1998                      | SP  | 2    | STL  | Martinez,Dennis   |
| 1998                      | 1B  | 2    | STL  | McGwire,Mark      |
| 1998                      | OF  | 2    | STL  | Henderson,Ricky   |
| 1999                      | 1B  | 1    | STL  | McGwire,Mark      |
| 1999                      | RP  | 2    | STL  | Hoffman,Trevor    |
| 2000                      | RP  | 1    | STL  | Hoffman,Trevor    |
| 2000                      | SP  | 1    | STL  | Martinez,Pedro    |
| 2001                      | C   | 2    | STL  | Ausmus,Brad       |
| 2001                      | SP  | 2    | STL  | Martinez,Pedro    |
| 2002                      | OF  | 1    | STL  | Gonzalez,Luis     |
| 2002                      | SS  | 1    | STL  | Aurilia,Rich      |
| 2003                      | SP  | 1    | STL  | Schilling,Curt    |
| 2003                      | SP  | 2    | STL  | Martinez,Pedro    |
| 2004                      | 3B  | 1    | STL  | Mueller,Bill      |
| 2004                      | RP  | 2    | STL  | Gagne,Eric        |
| 2004                      | SP  | 2    | STL  | Martinez,Pedro    |
| 2005                      | SP  | 1    | STL  | Martinez,Pedro    |

| ALL-STARS (in NAME order) |     |      |      |                     |
|---------------------------|-----|------|------|---------------------|
| Year                      | Pos | rank | Team | Name                |
| 2004                      | SP  | 1    | CIN  | Vazquez,Javier      |
| 1996                      | RP  | 2    | ATL  | Veres,Dave          |
| 2001                      | 2B  | 1    | SD   | Vidro,Jose          |
| 1996                      | SS  | 2    | MON  | Vizcaino,Jose       |
| 2011                      | 1B  | 1    | CIN  | Votto,Joey          |
| 2012                      | 1B  | 2    | CIN  | Votto,Joey          |
| 2014                      | 1B  | 2    | CIN  | Votto,Joey          |
| 2016                      | 1B  | 2    | CIN  | Votto,Joey          |
| 2005                      | RP  | 1    | HOU  | Wagner,Billy        |
| 2006                      | RP  | 1    | HOU  | Wagner,Billy        |
| 2007                      | RP  | 2    | HOU  | Wagner,Billy        |
| 2011                      | RP  | 2    | CHI  | Wagner,Billy        |
| 2015                      | SP  | 2    | CHI  | Wainwright,Adam     |
| 1995                      | OF  | 2    | HOU  | Walker,Larry        |
| 1996                      | OF  | 1    | HOU  | Walker,Larry        |
| 1998                      | OF  | 1    | HOU  | Walker,Larry        |
| 2000                      | OF  | 2    | HOU  | Walker,Larry        |
| 2003                      | OF  | 2    | HOU  | Walker,Larry        |
| 2012                      | 2B  | 1    | PIT  | Walker,Neil         |
| 1988                      | 3B  | 2    | ATL  | Wallach,Tim         |
| 1987                      | 3B  | 2    | SF   | Walling,Denny       |
| 1990                      | OF  | 2    | NYM  | Washington,Claudell |
| 2007                      | SP  | 2    | SD   | Webb,Brandon        |
| 1984                      | SP  | 2    | LA   | Welch,Bob           |
| 1994                      | RP  | 1    | SF   | Wetteland,John      |
| 2001                      | RP  | 1    | SD   | White,Gabe          |
| 1984                      | OF  | 2    | CHI  | Wiggins,Alan        |
| 1995                      | C   | 2    | NYM  | Wilkins,Rick        |
| 1992                      | 3B  | 1    | LA   | Williams,Matt       |
| 1994                      | 3B  | 2    | LA   | Williams,Matt       |
| 1997                      | 3B  | 1    | LA   | Williams,Matt       |
| 1998                      | 3B  | 1    | LA   | Williams,Matt       |
| 2000                      | RP  | 2    | SF   | Williamson,Scott    |
| 1987                      | OF  | 2    | NYM  | Wilson,Glenn        |
| 2005                      | SS  | 2    | HOU  | Wilson,Jack         |
| 2000                      | SS  | 2    | ATL  | Womack,Tony         |
| 1987                      | RP  | 1    | CHI  | Worrell,Todd        |
| 1996                      | RP  | 1    | SD   | Worrell,Todd        |
| 2009                      | 3B  | 1    | PIT  | Wright,David        |
| 2008                      | SP  | 1    | SF   | Young,Chris         |
| 1997                      | 2B  | 1    | SD   | Young,Eric          |
| 1998                      | 2B  | 2    | MON  | Young,Eric          |
| 1984                      | 2B  | 2    | ATL  | Youngblood,Joel     |
| 1992                      | 3B  | 2    | CHI  | Zeile,Todd          |
| 2011                      | 3B  | 2    | SF   | Zimmerman,Ryan      |

| ALL-STARS (in TEAM order) |     |      |      |                  |
|---------------------------|-----|------|------|------------------|
| Year                      | Pos | rank | Team | Name             |
| 2005                      | RP  | 2    | STL  | Gagne,Eric       |
| 2005                      | 2B  | 2    | STL  | Loretta,Mark     |
| 2006                      | 3B  | 1    | STL  | Mueller,Bill     |
| 2006                      | C   | 2    | STL  | LoDuca,Paul      |
| 2006                      | SS  | 2    | STL  | Eckstein,David   |
| 2007                      | C   | 2    | STL  | LoDuca,Paul      |
| 2009                      | SP  | 1    | STL  | Nolasco,Ricky    |
| 2009                      | SP  | 2    | STL  | Santana,Johan    |
| 2010                      | OF  | 1    | STL  | Upton,Justin     |
| 2010                      | 3B  | 1    | STL  | Reynolds,Mark    |
| 2010                      | OF  | 2    | STL  | Bourn,Michael    |
| 2011                      | RP  | 1    | STL  | Romo,Sergio      |
| 2012                      | OF  | 1    | STL  | Upton,Justin     |
| 2012                      | RP  | 1    | STL  | O'Flaherty,Eric  |
| 2012                      | 3B  | 2    | STL  | Jones,Chipper    |
| 2012                      | 1B  | 2    | STL  | Gonzalez,Adrian  |
| 2012                      | OF  | 2    | STL  | Bourn,Michael    |
| 2013                      | 2B  | 1    | STL  | Hill,Aaron       |
| 2013                      | OF  | 1    | STL  | Bourn,Michael    |
| 2014                      | SP  | 1    | STL  | Fernandez,Jose   |
| 2014                      | RP  | 1    | STL  | Melancon,Mark    |
| 2016                      | 1B  | 1    | STL  | Goldschmidt,Paul |
| 2016                      | 3B  | 2    | STL  | Bryant,Kris      |
| 2017                      | SS  | 1    | STL  | Seager,Corey     |
| 2017                      | 3B  | 1    | STL  | Bryant,Kris      |
| 2017                      | SP  | 1    | STL  | Happ,J.A.        |
| 2017                      | OF  | 2    | STL  | Hamilton,Billy   |
| 2017                      | OF  | 2    | STL  | Fowler,Dexter    |
| 2017                      | RP  | 2    | STL  | Melancon,Mark    |
| 2017                      | 1B  | 2    | STL  | Goldschmidt,Paul |
| 2008                      | SS  | 2    | WAS  | Rollins,Jimmy    |
| 2008                      | 2B  | 2    | WAS  | Polanco,Placido  |
| 2008                      | 3B  | 2    | WAS  | Jones,Chipper    |
| 2009                      | OF  | 2    | WAS  | Quentin,Carlos   |
| 2010                      | 2B  | 2    | WAS  | Polanco,Placido  |
| 2011                      | OF  | 2    | WAS  | Rasmus,Colby     |
| 2012                      | C   | 2    | WAS  | Molina,Yadier    |
| 2013                      | 2B  | 2    | WAS  | Scutaro,Marco    |
| 2014                      | OF  | 1    | WAS  | McCutchen,Andrew |
| 2014                      | SS  | 1    | WAS  | Segura,Jean      |
| 2014                      | OF  | 2    | WAS  | Beltran,Carlos   |
| 2015                      | OF  | 1    | WAS  | Kemp,Matt        |
| 2015                      | OF  | 1    | WAS  | McCutchen,Andrew |
| 2015                      | C   | 2    | WAS  | Molina,Yadier    |
| 2015                      | RP  | 2    | WAS  | Street,Huston    |



| ALL-STARS (in NAME order) |     |      |      |      |
|---------------------------|-----|------|------|------|
| Year                      | Pos | rank | Team | Name |

| ALL-STARS (in TEAM order) |     |      |      |      |
|---------------------------|-----|------|------|------|
| Year                      | Pos | rank | Team | Name |

**TOP 10 in ALL-STAR VOTING**

(career, 3 pts for 1st, 1 for 2nd)

|    | PTS | Name               |
|----|-----|--------------------|
| 1  | 35  | Bonds, Barry       |
| 2  | 28  | Larkin, Barry      |
| 3  | 27  | Piazza, Mike       |
| 4  | 23  | Guerrero, Vladimir |
| 5  | 21  | Sandberg, Ryne     |
| 6  | 19  | Biggio, Craig      |
| 7  | 19  | Pujols, Albert     |
| 8  | 17  | Raines, Tim        |
| 9  | 15  | Ramirez, Hanley    |
| 10 | 14  | Gwynn, Tony        |

**ALL-STAR CAREER SUMMARY by TEAM**

| Total | 1st's | 2nd's | TEAM |
|-------|-------|-------|------|
| 55    | 27    | 28    | ATL  |
| 65    | 37    | 28    | CHI  |
| 93    | 55    | 38    | CIN  |
| 53    | 22    | 31    | HOU  |
| 78    | 38    | 40    | LA   |
| 59    | 28    | 31    | NYM  |
| 43    | 16    | 27    | PHI  |
| 50    | 31    | 19    | PIT  |
| 71    | 35    | 36    | STL  |
| 41    | 19    | 22    | SD   |
| 55    | 24    | 31    | SF   |
| 30    | 10    | 20    | WAS  |

**TOP 10 in ALL-STAR VOTING**

(ACTIVE, 3 pts for 1st, 1 for 2nd)

|   | PTS | Name               |
|---|-----|--------------------|
| 1 | 12  | McCann, Brian      |
| 1 | 12  | Cabrera, Miguel    |
| 3 | 9   | Kemp, Matt         |
| 3 | 9   | Posey, Buster      |
| 3 | 9   | Beltre, Adrian     |
| 6 | 8   | Reyes, Jose        |
| 6 | 8   | Upton, Justin      |
| 6 | 8   | Beltran, Carlos    |
| 9 | 7   | Encarnacion, Edwin |
| 9 | 7   | Castro, Starlin    |
| 9 | 7   | Utley, Chase       |
| 9 | 7   | Holliday, Matt     |

## Commissioner's DVAL 20th CENTURY ALL-STAR TEAM (1984-1999)

|          | Pos   | Player             | Years<br>First<br>Team | Years<br>Second<br>Team | Total<br>Years<br>1st Team | Total<br>Years<br>2nd team |
|----------|-------|--------------------|------------------------|-------------------------|----------------------------|----------------------------|
| 1st      | C     | Piazza, Mike       | 94,95,96,97,98,99      |                         | 6                          |                            |
| 2nd      | C     | Pena, Tony         | 84,87,89               |                         | 3                          |                            |
| 1st      | 1B    | Galarraga, Andres  | 89,94,95,97            |                         | 4                          |                            |
| 2nd      | 1B    | Palmeiro, Rafael   | 96                     | 89(OF),92,94,97         | 1                          | 4                          |
| 1st      | 2B    | Sandberg, Ryne     | 85,86,87,90,91,92,93   |                         | 7                          |                            |
| 2nd      | 2B    | Biggio, Craig      | 92(C),95,96,98,99      | 90(C),91(C),97          | 5                          | 3                          |
| 1st      | 3B    | Schmidt, Mike      | 85,86,87,88            |                         | 4                          |                            |
| 2nd      | 3B    | Williams, Matt     | 92,97,98               | 94                      | 3                          | 1                          |
| 1st      | SS    | Larkin, Barry      | 89,91,92,95,96,97,99   | 94                      | 7                          | 1                          |
| 2nd      | SS    | Smith, Ozzie       | 87,88,93               | 86,89                   | 3                          | 2                          |
| 1st      | OF    | Bonds, Barry       | 92,93,94,95,96,98,99   | 97                      | 7                          | 1                          |
| 1st      | OF    | Raines, Tim        | 85,86,87,88,92         | 84,90                   | 5                          | 2                          |
| 1st      | OF    | Gwynn, Tony        | 88,94,95,98            | 87,97                   | 4                          | 2                          |
| 2nd      | OF    | Dawson, Andre      | 84,88,89,91            | 92                      | 4                          | 1                          |
| 2nd      | OF    | McReynolds, Kevin  | 87,89,90,91            |                         | 4                          |                            |
| 2nd(tie) | OF    | Davis, Eric        | 87,90                  | 89                      | 2                          | 1                          |
| 2nd(tie) | OF    | Strawberry, Darryl | 84,89                  | 92                      | 2                          | 1                          |
| 2nd(tie) | OF    | Walker, Larry      | 96,98                  | 95                      | 2                          | 1                          |
| 2nd(tie) | OF    | Bichette, Dante    | 96,97                  | 94                      | 2                          | 1                          |
| 1st      | Util. | Bonilla, Bobby     | 90(1B),96(3B)          | 91(3B),92(OF),95(3B)    | 2                          | 3                          |
| 2nd      | Util. | Guerrero, Pedro    | 84(3B),86(1B)          | 85(3B),89(1B)           | 2                          | 2                          |
| 1st(tie) | SP    | Hershiser, Orel    | 87,88                  | 86                      | 2                          | 1                          |
| 1st(tie) | SP    | Maddux, Greg       | 96,98                  | 94                      | 2                          | 1                          |
| 1st      | RP    | Shaw, Jeff         | 97,98                  | 99                      | 2                          | 1                          |
| 2nd      | RP    | Nen, Rob           | 99                     | 95,97                   | 1                          | 2                          |

### NOTES:

**This team was selected based on number of all-star selections in the DVAL's first 16 seasons.**

A first place selection was worth 3 points, a 2nd place selection was worth 1 point.

There are two players that were selected even though a couple of their all-star seasons were at positions other than their primary one on this team. Rafael Palmeiro is the 2nd team 1B, even though his 1st all-star selection was in the OF. Craig Biggio was an all-star Catcher 3 times, but has since been an all-star 2B five times and he makes this team as the 2nd team 2B.

A special "utility" position has been created for Bobby Bonilla and Pedro Guerrero. Both have been all-stars enough to deserve to make this team, but they would not qualify at any one position. Bonilla is the 1st team "utility" player for 5 all-star appearances at 3 different positions, Guerrero is the 2nd "utility" player for 4 all-star appearances at 2 positions.

There is a 4-way tie for the last OF position. Four players have two first team all-star appearances and one second team appearance. All were included rather than decide on a tie-breaker.

## Commissioner's 25 Year DVAL ALL-STAR TEAM (1984-2008)

|          | Pos | Player             | Years                            |                   | Points | Years  |      | Total |     |
|----------|-----|--------------------|----------------------------------|-------------------|--------|--------|------|-------|-----|
|          |     |                    | First                            | Team              |        | Second | Team | 1st   | 2nd |
| 1st      | C   | Piazza, Mike       | 94,95,96,97,98,99,00,01,02       |                   | 27     | 9      |      | 9     | 27  |
| 2nd      | C   | Pena, Tony         | 84,87,89                         |                   | 9      | 3      |      | 3     | 9   |
| 1st      | 1B  | Pujols, Albert     | 04,05,08                         | 02,03,06,07       | 13     | 3      |      | 3     | 13  |
| 2nd      | 1B  | Galarraga, Andres  | 89,94,95,97                      |                   | 12     | 4      |      | 4     | 12  |
| 1st      | 2B  | Sandberg, Ryne     | 85,86,87,90,91,92,93             |                   | 21     | 7      |      | 7     | 21  |
| 2nd      | 2B  | Biggio, Craig      | 92(C),95,96,98,99                | 90(C),91(C),97,02 | 19     | 5      |      | 4     | 19  |
| 1st      | 3B  | Schmidt, Mike      | 85,86,87,88                      |                   | 12     | 4      |      | 4     | 12  |
| 2nd(tie) | 3B  | Williams, Matt     | 92,97,98                         | 94                | 10     | 3      |      | 3     | 10  |
| 2nd(tie) | 3B  | Jones, Chipper     | 00,01,02                         | 08                | 10     | 3      |      | 3     | 10  |
| 1st      | SS  | Larkin, Barry      | 89,91,92,95,96,97,99,00,01       |                   | 28     | 9      |      | 9     | 28  |
| 2nd      | SS  | Smith, Ozzie       | 87,88,93                         | 86,89             | 11     | 3      |      | 2     | 11  |
| 1st      | OF  | Bonds, Barry       | 92,93,94,95,96,98,99,02,03,04,05 | 97,01             | 35     | 11     |      | 2     | 35  |
| 1st      | OF  | Guerrero, Vladimir | 01,03,04,05,06,07,08             | 99,00             | 23     | 7      |      | 2     | 23  |
| 1st      | OF  | Raines, Tim        | 85,86,87,88,92                   | 84,90             | 17     | 5      |      | 2     | 17  |
| 2nd      | OF  | Gwynn, Tony        | 88,94,95,98                      | 87,97             | 14     | 4      |      | 2     | 14  |
| 2nd      | OF  | Dawson, Andre      | 84,88,89,91                      | 92                | 13     | 4      |      | 1     | 13  |
| 2nd      | OF  | Sosa, Sammy        | 95,99,00,01                      | 02                | 13     | 4      |      | 1     | 13  |
| 1st      | SP  | Martinez, Pedro    | 00,05                            | 01,03,04          | 9      | 2      |      | 3     | 9   |
| 2nd      | SP  | Maddux, Greg       | 96,98                            | 94,02             | 8      | 2      |      | 2     | 8   |
| 1st      | RP  | Nen, Rob           | 99,03                            | 95,97,02          | 9      | 2      |      | 3     | 9   |
| 2nd(tie) | RP  | Shaw, Jeff         | 97,98                            | 99                | 7      | 2      |      | 1     | 7   |
| 2nd(tie) | RP  | Wagner, Billy      | 05,06                            | 07                | 7      | 2      |      | 1     | 7   |

**NOTES:**

**This team was selected based on number of all-star selections in the DVAL's first 25 seasons.**

A first place selection was worth 3 points, a 2nd place selection was worth 1 point.

## Commissioner's 30 Year DVAL ALL-STAR TEAM (1984-2013)

| Pos      | Player                | Years                            |                   | Years |     | Total |       | Pts | Changes since 25 Yr       |
|----------|-----------------------|----------------------------------|-------------------|-------|-----|-------|-------|-----|---------------------------|
|          |                       | First Team                       | Second Team       | 1st   | 2nd | Years | Years |     |                           |
| 1st      | C Piazza, Mike        | 94,95,96,97,98,99,00,01,02       |                   | 9     |     | 9     |       | 27  |                           |
| 2nd      | C McCann, Brian       | 07,08,09,10                      |                   | 4     |     | 4     |       | 12  | replaced T.Pena           |
| 1st      | 1B Pujols, Albert     | 04,05,08,09,10                   | 02,03,06,07       | 5     | 4   | 5     | 4     | 19  | added 6 points            |
| 2nd      | 1B Galarraga, Andres  | 89,94,95,97                      |                   | 4     |     | 4     |       | 12  |                           |
| 1st      | 2B Sandberg, Ryne     | 85,86,87,90,91,92,93             |                   | 7     |     | 7     |       | 21  |                           |
| 2nd      | 2B Biggio, Craig      | 92(C),95,96,98,99                | 90(C),91(C),97,02 | 5     | 4   | 5     | 4     | 19  |                           |
| 1st      | 3B Schmidt, Mike      | 85,86,87,88                      |                   | 4     |     | 4     |       | 12  |                           |
| 2nd      | 3B Jones, Chipper     | 00,01,02                         | 08,09,12          | 3     | 3   | 3     | 3     | 12  | Broke tie with M.Williams |
| 1st      | SS Larkin, Barry      | 89,91,92,95,96,97,99,00,01       | 94                | 9     | 1   | 9     | 1     | 28  |                           |
| 2nd      | SS Ramirez, Hanley    | 07,08,09,10,11                   |                   | 5     |     | 5     |       | 15  | Replaced O.Smith          |
| 1st      | OF Bonds, Barry       | 92,93,94,95,96,98,99,02,03,04,05 | 97,01             | 11    | 2   | 11    | 2     | 35  |                           |
| 1st      | OF Guerrero, Vladimir | 01,03,04,05,06,07,08             | 99,00             | 7     | 2   | 7     | 2     | 23  |                           |
| 1st      | OF Raines, Tim        | 85,86,87,88,92                   | 84,90             | 5     | 2   | 5     | 2     | 17  |                           |
| 2nd      | OF Gwynn, Tony        | 88,94,95,98                      | 87,97             | 4     | 2   | 4     | 2     | 14  |                           |
| 2nd      | OF Dawson, Andre      | 84,88,89,91                      | 92                | 4     | 1   | 4     | 1     | 13  |                           |
| 2nd      | OF Sosa, Sammy        | 95,99,00,01                      | 02                | 4     | 1   | 4     | 1     | 13  |                           |
| 1st      | SP Martinez, Pedro    | 00,05                            | 01,03,04          | 2     | 3   | 2     | 3     | 9   |                           |
| 2nd      | SP Maddux, Greg       | 96,98                            | 94,02             | 2     | 2   | 2     | 2     | 8   |                           |
| 1st      | RP Nen, Rob           | 99,03                            | 95,97,02          | 2     | 3   | 2     | 3     | 9   |                           |
| 2nd(tie) | RP Hoffman, Trevor    | 00,10                            | 99,01             | 2     | 2   | 2     | 2     | 8   | replaced Jeff Shaw        |
| 2nd(tie) | RP Wagner, Billy      | 05,06                            | 07,11             | 2     | 2   | 2     | 2     | 8   | added 1 point             |

**NOTES:**

**This team was selected based on number of all-star selections in the DVAL's first 30 seasons.**

A first place selection was worth 3 points, a 2nd place selection was worth 1 point.

## DVAL INDIVIDUAL PLAYER RECORDS - REGULAR SEASON SERIES

(records set in 2017 season in **BOLD**, with ← in margin)

**MOST AT BATS, PLAYER, SERIES:**

|          |    |          |            |          |
|----------|----|----------|------------|----------|
| 6-GAMES: | 33 | M.WILSON | SF VS PHI  | 07/27/88 |
| 5-GAMES: | 30 | C.GUZMAN | PHI VS STL | 08/29/09 |

**MOST HITS, PLAYER, SERIES:**

|          |    |         |            |          |
|----------|----|---------|------------|----------|
| 6-GAMES: | 19 | E.BURKS | PHI VS MON | 03/09/97 |
| 5-GAMES: | 15 | G.DAVIS | STL VS PHI | 06/18/87 |

**MOST RUNS, PLAYER, SERIES:**

|          |    |           |            |          |
|----------|----|-----------|------------|----------|
| 6-GAMES: | 14 | E.BURKS   | PHI VS MON | 03/09/97 |
|          |    | T.HELTON  | HOU VS CHI | 03/03/03 |
| 5-GAMES: | 13 | O.MERCED  | NYM VS SF  | 08/01/94 |
|          |    | J.BURNITZ | CHI VS PHI | 09/24/00 |

**MOST RUNS BATTED IN, PLAYER, SERIES:**

|          |    |            |            |          |
|----------|----|------------|------------|----------|
| 6-GAMES: | 19 | E.BURKS    | PHI VS MON | 03/09/97 |
| 5-GAMES: | 16 | R.PALMEIRO | CHI VS MON | 03/12/94 |

**MOST DOUBLES, PLAYER, SERIES:**

|          |   |           |            |          |
|----------|---|-----------|------------|----------|
| 6-GAMES: | 9 | R.ORDONEZ | STL VS LA  | 05/18/04 |
| 5-GAMES: | 8 | J.BAGWELL | ATL VS STL | 03/01/98 |

**MOST TRIPLES, PLAYER, SERIES:**

|          |   |          |            |          |
|----------|---|----------|------------|----------|
| 6-GAMES: | 4 | T.RAINES | CIN VS ATL | 06/11/85 |
|          |   | S.MARTE  | CIN VS ATL | 08/13/14 |
| 5-GAMES: | 3 | many     |            |          |

**MOST HOME RUNS, PLAYER, SERIES:**

|          |   |             |            |          |
|----------|---|-------------|------------|----------|
| 6-GAMES: | 7 | B.BONDS     | LA VS MON  | 04/29/02 |
| 5-GAMES: | 7 | G.SHEFFIELD | CIN VS MON | 07/01/97 |
|          |   | J.EDMONDS   | SF VS HOU  | 06/28/03 |

**MOST WALKS, PLAYER, SERIES:**

|          |    |           |            |          |
|----------|----|-----------|------------|----------|
| 6-GAMES: | 17 | M.MCGWIRE | STL VS HOU | 08/23/00 |
| 5-GAMES: | 15 | M.MCGWIRE | STL VS HOU | 09/13/99 |

**MOST STRIKEOUTS (BATTING), PLAYER, SERIES:**

|          |    |            |            |          |
|----------|----|------------|------------|----------|
| 6-GAMES: | 15 | R.LANKFORD | CHI VS MON | 05/17/02 |
| 5-GAMES: | 14 | R.LANKFORD | CHI VS SD  | 04/16/02 |
|          |    | C.JOHNSON  | LA VS WAS  | 02/21/11 |

**MOST STOLEN BASES, PLAYER, SERIES:**

|          |    |          |            |          |
|----------|----|----------|------------|----------|
| 6-GAMES: | 10 | R.CEDENO | PIT VS CIN | 04/25/00 |
| 5-GAMES: | 11 | M.BOURN  | STL VS LA  | 06/14/10 |

**MOST DOUBLE PLAYS HIT INTO, PLAYER, SERIES:**

|          |   |                  |                   |                   |
|----------|---|------------------|-------------------|-------------------|
| 6-GAMES: | 4 | many             |                   |                   |
| 5-GAMES: | 5 | A.MCCUTCHEN      | WAS VS PIT        | 09/14/13          |
|          |   | <b>C.BELTRAN</b> | <b>CHI VS PHI</b> | <b>07/24/17 ←</b> |

**MOST AT BATS WITHOUT A HIT, PLAYER, SERIES:**

|          |    |            |            |          |
|----------|----|------------|------------|----------|
| 6-GAMES: | 26 | B.DORAN    | PIT VS PHI | 05/21/86 |
| 5-GAMES: | 23 | L.CASTILLO | ATL VS SF  | 10/03/00 |
|          |    | R.FURCAL   | ATL VS MON | 03/27/06 |

**MOST INNINGS PITCHED, PLAYER, SERIES:**

|          |      |           |            |          |
|----------|------|-----------|------------|----------|
| 6-GAMES: | 23.0 | D.GOODEN  | PIT VS PHI | 07/09/85 |
| 5-GAMES: | 25.1 | J.BURKETT | STL VS CHI | 07/31/91 |

**MOST WINS, PLAYER, SERIES:**

|          |   |              |            |          |
|----------|---|--------------|------------|----------|
| 6-GAMES: | 3 | C.GUANTE     | PIT VS PHI | 10/16/87 |
|          |   | J.REARDON    | CIN VS LA  | 05/22/89 |
|          |   | E.O'FLAHERTY | STL VS CHI | 07/28/11 |
|          |   | S.MARSHALL   | STL VS SD  | 03/06/11 |
|          |   | B.LYON       | SF VS WAS  | 03/01/13 |

|   |    |               |            |          |
|---|----|---------------|------------|----------|
| 5-GAMES:                                    | 3  | P.QUANTRILL   | STL VS CIN | 05/23/02 |
|   |    | D.HERMANSON   | MON VS SF  | 07/09/06 |
|   |    | R.SORIANO     | NYM VS PIT | 09/20/08 |
|   |    | B.PARNELL     | PHI VS HOU | 09/16/12 |
| MOST LOSSES, PLAYER, SERIES:                |    |               |            |          |
| 6-GAMES:                                    | 3  | E.O'FLAHERTY  | STL VS CHI | 05/24/13 |
| 5-GAMES:                                    | 3  | J.FRANCO      | SF VS PIT  | 09/11/86 |
|   |    | K.BOTTENFIELD | NYM VS PHI | 08/16/97 |
|   |    | G.MOTA        | PIT VS LA  | 06/27/05 |
|   |    | K.CALERO      | STL VS HOU | 02/17/06 |
|   |    | J.VERAS       | STL VS SF  | 06/04/14 |
| MOST HITS ALLOWED, PLAYER, SERIES:          |    |               |            |          |
| 6-GAMES:                                    | 29 | R.SUTCLIFFE   | CHI VS ATL | 12/07/87 |
|   |    | J.FASSERO     | NYM VS STL | 02/04/96 |
| 5-GAMES:                                    | 27 | R.A.DICKEY    | PIT VS LA  | 03/31/14 |
| MOST RUNS ALLOWED, PLAYER, SERIES:          |    |               |            |          |
| 6-GAMES:                                    | 19 | F.VALENZUELA  | CHI VS LA  | 08/07/84 |
| 5-GAMES:                                    | 21 | C.VARGAS      | MON VS HOU | 03/01/04 |
| MOST EARNED RUNS ALLOWED, PLAYER, SERIES:   |    |               |            |          |
| 6-GAMES:                                    | 18 | R.SUTCLIFFE   | CHI VS ATL | 12/07/87 |
| 5-GAMES:                                    | 18 | C.PARK        | SD VS SF   | 07/01/01 |
|   |    | O.PEREZ       | NYM VS STL | 09/05/07 |
| MOST WALKS ALLOWED, PLAYER, SERIES:         |    |               |            |          |
| 6-GAMES:                                    | 14 | R.DEMPSTER    | ATL VS CIN | 03/26/02 |
|   |    | T.WOOD        | SF VS CIN  | 07/01/15 |
| 5-GAMES:                                    | 14 | R.ORTIZ       | CHI VS CIN | 06/16/01 |
| MOST STRIKEOUTS (PITCHING), PLAYER, SERIES: |    |               |            |          |
| 6-GAMES:                                    | 27 | D.GOODEN      | PIT VS PHI | 07/09/85 |
| 5-GAMES:                                    | 28 | P.MARTINEZ    | STL VS SD  | 07/03/99 |
|   |    | P.MARTINEZ    | STL VS LA  | 08/27/03 |
| MOST SHUTOUTS, PLAYER, SERIES:              |    |               |            |          |
| 6-GAMES:                                    | 2  | J.CANDELARIA  | CHI VS SF  | 08/17/88 |
|   |    | O.HERSHISER   | PIT VS STL | 03/17/90 |
|   |    | D.MARTINEZ    | STL VS SF  | 06/18/90 |
|   |    | E.LOAIZA      | PHI VS STL | 03/09/96 |
|   |    | B.HALSEY      | PHI VS ATL | 10/09/06 |
|   |    | J.SANTANA     | STL VS NYM | 03/10/10 |
|   |    | R.HALLADAY    | PIT VS NYM | 08/26/12 |
|   |    | D.FISTER      | PIT VS ATL | 03/01/15 |
|   |    | J.GARCIA      | PHI VS ATL | 03/03/16 |
| 5-GAMES:                                    | 2  | J.ANDUJAR     | STL VS NYM | 05/22/87 |
|   |    | J.TUDOR       | CIN VS NYM | 07/03/89 |
|   |    | R.MAHLER      | PIT VS ATL | 09/10/89 |
|   |    | J.RIJO        | CHI VS NYM | 03/08/92 |
|   |    | R.MARTINEZ    | LA VS HOU  | 07/12/92 |
|   |    | T.CANDIOTTI   | LA VS MON  | 07/17/94 |
|   |    | D.WELLS       | PIT VS PHI | 07/19/98 |
|   |    | A.FERNANDEZ   | PHI VS CHI | 08/02/98 |
|   |    | P.MAHOLM      | ATL VS SD  | 02/16/09 |
|   |    | T.LINCECUM    | SD VS CIN  | 07/08/10 |
|   |    | J.LYLES       | CIN VS LA  | 07/23/12 |
|   |    | Y.GALLARDO    | PHI VS MIL | 10/19/15 |
|   |    | J.CUETO       | PIT VS NYM | 04/04/15 |
| MOST SAVES, PLAYER, SERIES:                 |    |               |            |          |
| 6-GAMES:                                    | 4  | B.SUTTER      | STL VS SF  | 05/20/85 |
|   |    | L.ANDERSEN    | NYM VS SF  | 04/11/90 |
|   |    | J.SHAW        | CIN VS STL | 05/27/98 |

|          |                   |                  |                   |          |
|----------|-------------------|------------------|-------------------|----------|
|          | J.EISCHEN         | MON VS STL       | 03/08/03          |          |
|          | B.WAGNER          | HOU VS MON       | 07/08/04          |          |
|          | C.MEREDITH        | CHI VS LA        | 09/09/07          |          |
|          | R.BELISARIO       | ATL VS WAS       | 06/24/10          |          |
|          | K.JANSEN          | CIN VS PIT       | 07/17/11          |          |
|          | K.MEDLEN          | CIN VS ATL       | 02/17/13          |          |
|          | H.STREET          | WAS VS CHI       | 02/20/15          |          |
|          | J.PAPELBON        | WAS VS PIT       | 02/21/16          |          |
|          | <b>M.MELANCON</b> | <b>STL VS SD</b> | <b>04/18/17 ←</b> |          |
| 5-GAMES: | 5                 | M.ROJAS          | LA VS CHI         | 09/09/93 |
|          |                   | S.KLINE          | PIT VS ATL        | 06/29/05 |
|          |                   | T.SAITO          | HOU VS ATL        | 03/05/11 |
|          |                   | E.O'FLAHERTY     | STL VS SD         | 03/05/12 |
|          |                   | J.VENTERS        | PIT VS SF         | 07/20/12 |
|          |                   | B.KINTZLER       | NYM VS CIN        | 04/05/14 |

### TEAM RECORDS - REGULAR SEASON SERIES

**MOST AT BATS, TEAM, SERIES:**

|          |     |            |          |
|----------|-----|------------|----------|
| 6-GAMES: | 264 | CIN VS NYM | 08/22/08 |
| 5-GAMES: | 234 | STL VS MON | 08/27/96 |

**FEWEST AT BATS, TEAM, SERIES:**

|          |     |            |          |
|----------|-----|------------|----------|
| 6-GAMES: | 170 | CHI VS PHI | 10/21/16 |
| 5-GAMES: | 127 | SF VS CIN  | 06/11/16 |

**MOST HITS, TEAM, SERIES:**

|          |     |            |          |
|----------|-----|------------|----------|
| 6-GAMES: | 101 | SF VS STL  | 04/30/02 |
| 5-GAMES: | 81  | STL VS CIN | 07/20/07 |

**FEWEST HITS, TEAM, SERIES:**

|          |    |            |          |
|----------|----|------------|----------|
| 6-GAMES: | 24 | CHI VS WAS | 11/20/15 |
| 5-GAMES: | 16 | MON VS LA  | 03/27/94 |

**MOST RUNS, TEAM, SERIES:**

|          |    |            |          |
|----------|----|------------|----------|
| 6-GAMES: | 77 | SF VS STL  | 04/30/02 |
| 5-GAMES: | 53 | HOU VS CIN | 10/16/03 |
|          |    | MON VS STL | 06/07/06 |

**FEWEST RUNS, TEAM, SERIES:**

|                 |          |                  |                   |
|-----------------|----------|------------------|-------------------|
| 6-GAMES:        | 6        | NYM VS SF        | 06/01/07          |
| <b>5-GAMES:</b> | <b>3</b> | <b>LA VS CHI</b> | <b>07/05/17 ←</b> |

**MOST RBI'S, TEAM, SERIES:**

|          |    |            |          |
|----------|----|------------|----------|
| 6-GAMES: | 75 | SF VS STL  | 04/30/02 |
| 5-GAMES: | 53 | MON VS STL | 06/07/06 |

**MOST DOUBLES, TEAM, SERIES:**

|          |    |            |          |
|----------|----|------------|----------|
| 6-GAMES: | 23 | SF VS STL  | 04/30/02 |
| 5-GAMES: | 24 | PHI VS CIN | 04/28/15 |

**MOST TRIPLES, TEAM, SERIES:**

|          |   |           |          |
|----------|---|-----------|----------|
| 6-GAMES: | 7 | LA VS PHI | 05/03/84 |
| 5-GAMES: | 7 | LA VS PIT | 05/24/10 |

**MOST HOME RUNS, TEAM, SERIES:**

|          |    |            |          |
|----------|----|------------|----------|
| 6-GAMES: | 19 | PHI VS HOU | 10/30/09 |
| 5-GAMES: | 18 | SF VS HOU  | 06/28/03 |

**HIGHEST BATTING AVERAGE, TEAM, SERIES:**

|          |      |            |          |
|----------|------|------------|----------|
| 6-GAMES: | .389 | CHI VS NYM | 06/04/86 |
| 5-GAMES: | .405 | MON VS STL | 06/07/06 |

**LOWEST BATTING AVERAGE, TEAM, SERIES:**

|          |      |            |          |
|----------|------|------------|----------|
| 6-GAMES: | .132 | ATL VS PHI | 03/03/16 |
| 5-GAMES: | .110 | MON VS LA  | 03/27/94 |

**HIGHEST SLUGGING AVERAGE, TEAM, SERIES:**

6-GAMES: .676 SF VS STL 04/30/02  
5-GAMES: .644 WAS VS LA 05/04/09

LOWEST SLUGGING AVERAGE, TEAM, SERIES:

6-GAMES: .200 ATL VS LA 03/20/89  
5-GAMES: .181 PHI VS SD 02/27/09

MOST EXTRA BASE HITS, TEAM, SERIES:

6-GAMES: 41 SF VS STL 04/30/02  
5-GAMES: 35 PHI VS CIN 04/28/15

FEWEST EXTRA BASE HITS, TEAM, SERIES:

6-GAMES: 4 STL VS PIT 03/19/85  
CHI VS ATL 04/29/89  
5-GAMES: 3 NYM VS PIT 09/20/08

MOST TOTAL BASES, TEAM, SERIES:

6-GAMES: 177 SF VS STL 04/30/02  
5-GAMES: 130 WAS VS LA 05/04/09

LEAST TOTAL BASES, TEAM, SERIES:

6-GAMES: 37 PIT VS NYM 04/04/16  
5-GAMES: 28 PHI VS LA 07/09/89  
PHI VS SD 02/27/09  
**LA VS CHI 07/05/17 ←**

MOST WALKS (BATTING), TEAM, SERIES:

6-GAMES: 46 STL VS ATL 02/18/09  
5-GAMES: 39 STL VS NYM 05/23/09

LEAST WALKS (BATTING), TEAM, SERIES:

6-GAMES: 3 SD VS CHI 03/02/16  
5-GAMES: 2 SF VS CIN 11/17/92  
ATL VS CIN 04/25/03  
PIT VS CIN 02/19/06

MOST STRIKEOUTS (BATTING), TEAM, SERIES:

6-GAMES: 80 LA VS CHI 05/17/16  
**5-GAMES: 64 STL VS MIL 05/24/17 ←**

MOST STOLEN BASES, TEAM, SERIES:

6-GAMES: 20 PIT VS MON 07/23/00  
5-GAMES: 17 STL VS LA 06/14/10  
**STL VS SF 02/17/17 ←**

MOST GIDP (GROUNDED INTO DOUBLE PLAYS), TEAM, SERIES:

6-GAMES: 12 LA VS PHI 05/23/85  
LA VS PIT 03/10/88  
5-GAMES: 13 CHI VS MON 10/20/94  
PIT VS CIN 04/02/07

MOST INNINGS PITCHED, TEAM, SERIES:

6-GAMES: 67.0 STL VS CHI 0//28/11  
5-GAMES: 58.0 PIT VS CHI 03/16/92  
LA VS PIT 09/28/92

MOST HITS ALLOWED, TEAM, SERIES:

6-GAMES: 101 STL VS SF 04/30/02  
5-GAMES: 81 CIN VS STL 07/19/07

LEAST HITS ALLOWED, TEAM, SERIES:

6-GAMES: 23 WAS VS CHI 11/20/15  
5-GAMES: 16 STL VS CHI 10/08/03

MOST RUNS ALLOWED, TEAM, SERIES:

6-GAMES: 77 STL VS SF 04/30/02  
5-GAMES: 53 CIN VS HOU 10/16/03



LA VS WAS 04/23/09

LEAST RUNS ALLOWED, TEAM, SERIES:

6-GAMES: 6 SF VS NYM 03/01/07  
5-GAMES: 3 **CHI VS LA 07/05/17** ←

MOST EARNED RUNS ALLOWED, TEAM, SERIES:

6-GAMES: 68 STL VS SF 04/30/02  
5-GAMES: 53 LA VS WAS 04/23/09

LEAST EARNED RUNS ALLOWED, TEAM, SERIES:

6-GAMES: 4 SF VS NYM 03/01/07  
5-GAMES: 3 CIN VS NYM 04/02/11  
**CHI VS LA 07/05/17** ←

MOST WALKS ALLOWED, TEAM, SERIES:

6-GAMES: 46 ATL VS STL 02/18/09  
5-GAMES: 37 HOU VS STL 09/13/99  
NYM VS STL 04/24/09  
HOU VS STL 02/21/10

LEAST WALKS ALLOWED, TEAM, SERIES:

6-GAMES: 4 ATL VS CHI 04/29/89  
5-GAMES: 2 CIN VS SF 11/17/92  
CIN VS ATL 04/25/03  
NYM VS PIT 03/09/06  
PIT VS CHI 02/12/11

MOST STRIKEOUTS (PITCHING), TEAM, SERIES:

6-GAMES: 82 CHI VS LA 05/18/16  
5-GAMES: 63 CIN VS LA 03/31/16

LEAST STRIKEOUTS (PITCHING), TEAM, SERIES:

6-GAMES: 21 SD VS STL 06/13/03  
5-GAMES: 16 PIT VS CHI 04/23/86  
STL VS PHI 03/10/91  
ATL VS PIT 04/19/93  
PIT VS STL 03/07/03  
PIT VS LA 03/24/08

MOST COMPLETE GAMES, TEAM, SERIES:

6-GAMES: 6 PIT VS PHI 04/05/86  
5-GAMES: 5 many

MOST SHUTOUTS, TEAM, SERIES:

6-GAMES: 3 CHI VS SF 08/17/88  
CIN VS SF 04/27/89  
CIN VS ATL 05/01/89  
LA VS PIT 05/08/96  
NYM VS PIT 06/05/16  
5-GAMES: 3 STL VS ATL 09/24/86  
STL VS MON 05/21/97  
PHI VS SF 09/30/01  
STL VS ATL 08/23/05  
SD VS CIN 07/08/10  
SD VS PHI 10/14/13  
WAS VS NYM 06/20/13

MOST SAVES, TEAM, SERIES:

6-GAMES: 5 NYM VS SF 04/11/90  
**STL VS SD 04/18/17** ←  
5-GAMES: 5 PHI VS STL 05/28/90  
LA VS CHI 09/09/93  
PIT VS ATL 06/29/05  
CHI VS STL 09/27/08  
HOU VS ATL 03/05/11  
PIT VS SF 07/20/12

STL VS SD 03/05/12  
NYM VS CIN 04/05/13

HIGHEST ERA, TEAM, SERIES:

6-GAMES: 12.24 STL VS SF 04/30/02  
5-GAMES: 12.08 STL VS MON 06/07/06

LOWEST ERA, TEAM, SERIES:

6-GAMES: 0.67 SF VS NYM 03/01/07  
5-GAMES: 0.60 SD VS MIL 04/20/16  
**CHI VS LA 07/05/17 ←**

## DVAL CAREER PLAYOFF STANDINGS

|      |                     | thru 2017 season |     |      |       |          | TOTAL |
|------|---------------------|------------------|-----|------|-------|----------|-------|
| TEAM | W                   | L                | PCT | G.B. | TOTAL | PLYF GMS |       |
| 1    | NEW YORK            | 89               | 65  | .578 | ---   | 154      |       |
| 2    | CINCINNATI          | 139              | 117 | .543 | 1.0   | 256      |       |
| 3    | ATLANTA             | 53               | 50  | .515 | 10.5  | 103      |       |
| 4    | PITTSBURGH          | 50               | 48  | .510 | 11.0  | 98       |       |
| 5    | WASHINGTON/Montreal | 49               | 49  | .500 | 12.0  | 98       |       |
| 6    | CHICAGO             | 81               | 81  | .500 | 12.0  | 162      |       |
| 7    | SAN FRANCISCO       | 57               | 60  | .487 | 13.5  | 117      |       |
| 8    | LOS ANGELES         | 84               | 92  | .477 | 16.0  | 176      |       |
| 9    | ST. LOUIS           | 96               | 107 | .473 | 17.5  | 203      |       |
| 10   | SAN DIEGO           | 68               | 77  | .469 | 16.5  | 145      |       |
| 11   | MILWAUKEE/Houston   | 66               | 77  | .462 | 17.5  | 143      |       |
| 12   | PHILADELPHIA        | 34               | 43  | .442 | 16.5  | 77       |       |

### TEAM vs. TEAM - GAMES

|     | ATL |     | CHI |     | CIN |     | LA  |     | MIL |    | NYM |     | PHI |    | PIT |    | STL |     | SD |    | SF |    | WAS |    |
|-----|-----|-----|-----|-----|-----|-----|-----|-----|-----|----|-----|-----|-----|----|-----|----|-----|-----|----|----|----|----|-----|----|
|     | W   | L   | W   | L   | W   | L   | W   | L   | W   | L  | W   | L   | W   | L  | W   | L  | W   | L   | W  | L  | W  | L  | W   | L  |
| ATL | XX  | XX  | 4   | 2   | 5   | 14  | 4   | 2   | 4   | 3  | 8   | 4   |     |    | 8   | 8  | 11  | 8   | 6  | 12 |    |    |     |    |
| CHI | 2   | 4   | XX  | XX  | 12  | 5   | 5   | 7   |     |    | 12  | 12  | 6   | 7  | 10  | 7  | 14  | 19  | 8  | 9  | 5  | 5  | 7   | 6  |
| CIN | 14  | 5   | 5   | 12  | XX  | XX  | 13  | 15  | 12  | 19 | 16  | 12  | 9   | 13 | 7   | 16 | 18  | 13  | 6  | 14 | 8  | 11 | 9   | 9  |
| MIL | 3   | 4   |     |     | 19  | 12  | 12  | 4   | XX  | XX | 4   | 3   | 4   | 8  | 6   | 6  | 10  | 16  | 4  | 3  | 8  | 5  | 7   | 5  |
| LA  | 2   | 4   | 7   | 5   | 15  | 13  | XX  | XX  | 4   | 12 | 29  | 21  |     |    | 3   | 4  | 17  | 16  |    |    | 7  | 5  | 8   | 4  |
| NYM | 4   | 8   | 12  | 12  | 12  | 16  | 21  | 29  | 3   | 4  | XX  | XX  | 4   | 2  | 4   | 1  | 1   | 8   | 0  | 4  |    |    | 4   | 5  |
| PHI |     |     | 7   | 6   | 13  | 9   |     |     | 8   | 4  | 2   | 4   | XX  | XX |     |    | 2   | 4   | 7  | 6  |    |    | 4   | 1  |
| PIT | 8   | 8   | 7   | 10  | 16  | 7   | 4   | 3   | 6   | 6  | 1   | 4   |     |    | XX  | XX | 2   | 4   | 3  | 4  | 1  | 4  |     |    |
| STL | 8   | 11  | 19  | 14  | 13  | 18  | 16  | 17  | 16  | 10 | 8   | 1   | 4   | 2  | 4   | 2  | XX  | XX  | 8  | 3  | 10 | 14 | 1   | 4  |
| SD  | 12  | 6   | 9   | 8   | 14  | 6   |     |     | 3   | 4  | 4   | 0   | 6   | 7  | 4   | 3  | 3   | 8   | XX | XX | 14 | 15 | 8   | 11 |
| SF  |     |     | 5   | 5   | 11  | 8   | 5   | 7   | 5   | 8  |     |     |     |    | 4   | 1  | 14  | 10  | 15 | 14 | XX | XX | 1   | 4  |
| WAS |     |     | 6   | 7   | 9   | 9   | 4   | 8   | 5   | 7  | 5   | 4   | 1   | 4  |     |    | 4   | 1   | 11 | 8  | 4  | 1  | XX  | XX |
| TOT | 53  | 50  | 81  | 81  | 139 | 117 | 84  | 92  | 66  | 77 | 89  | 65  | 34  | 43 | 50  | 48 | 96  | 107 | 68 | 77 | 57 | 60 | 49  | 49 |
|     | ATL | CHI | CIN | HOU | LA  | NYM | PHI | PIT | STL | SD | SF  | WAS |     |    |     |    |     |     |    |    |    |    |     |    |

### TEAM vs. TEAM - SERIES

|     | ATL |     | CHI |     | CIN |     | LA  |     | MIL |    | NYM |     | PHI |    | PIT |    | STL |    | SD |    | SF |    | WAS |    |
|-----|-----|-----|-----|-----|-----|-----|-----|-----|-----|----|-----|-----|-----|----|-----|----|-----|----|----|----|----|----|-----|----|
|     | W   | L   | W   | L   | W   | L   | W   | L   | W   | L  | W   | L   | W   | L  | W   | L  | W   | L  | W  | L  | W  | L  | W   | L  |
| ATL | XX  | XX  | 1   |     | 1   | 3   | 1   |     | 1   |    | 2   |     |     |    | 1   | 2  | 3   | 1  |    | 3  |    |    |     |    |
| CHI | 1   |     | XX  | XX  | 3   |     | 1   | 1   |     |    | 2   | 2   | 1   | 1  | 2   | 1  | 2   | 4  | 1  | 2  | 1  | 1  | 1   | 1  |
| CIN | 3   | 1   |     | 3   | XX  | XX  | 3   | 3   | 3   | 3  | 3   | 2   | 1   | 3  |     | 4  | 3   | 2  | 1  | 3  | 1  | 2  | 2   | 1  |
| HOU | 1   |     |     |     | 3   | 3   | 3   |     | XX  | XX | 1   |     | 2   |    | 1   | 1  |     | 4  | 1  |    | 2  |    | 1   | 1  |
| LA  | 1   |     | 1   | 1   | 3   | 3   | XX  | XX  |     | 3  | 6   | 2   |     |    | 1   |    | 3   | 2  |    |    | 1  | 1  | 2   |    |
| NYM | 2   |     | 2   | 2   | 2   | 3   | 2   | 6   |     | 1  | XX  | XX  | 1   |    | 1   |    | 2   |    | 1  |    |    |    | 1   | 1  |
| PHI |     |     | 1   | 1   | 3   | 1   |     |     | 2   |    | 1   |     | XX  | XX |     |    | 1   |    | 1  | 1  |    |    | 1   |    |
| PIT | 2   | 1   | 1   | 2   | 4   |     | 1   |     | 1   | 1  | 1   |     |     |    | XX  | XX | 1   |    | 1  |    | 1  |    |     |    |
| STL | 1   | 3   | 4   | 2   | 2   | 3   | 2   | 3   | 4   |    | 2   |     | 1   |    | 1   |    | XX  | XX | 2  |    | 1  | 3  |     | 1  |
| SD  | 3   |     | 2   | 1   | 3   | 1   |     |     | 1   | 1  | 1   |     | 1   | 1  | 1   |    | 2   |    | XX | XX | 2  | 3  | 1   | 2  |
| SF  |     |     | 1   | 1   | 2   | 1   | 1   | 1   |     | 2  |     |     |     |    | 1   |    | 3   | 1  | 3  | 2  | XX | XX |     | 1  |
| WAS |     |     | 1   | 1   | 1   | 2   |     | 2   | 1   | 1  | 1   | 1   | 1   |    | 1   |    | 1   |    | 2  | 1  | 1  |    | XX  | XX |
| TOT | 9   | 10  | 14  | 14  | 27  | 20  | 14  | 16  | 12  | 12 | 18  | 9   | 5   | 8  | 8   | 9  | 15  | 20 | 11 | 14 | 9  | 11 | 9   | 8  |
|     | ATL | CHI | CIN | HOU | LA  | NYM | PHI | PIT | STL | SD | SF  | WAS |     |    |     |    |     |    |    |    |    |    |     |    |

**Players with more than one DVAL World Series Championship**

| No | PLAYER           | No | PLAYER            | No | PLAYER            | No | PLAYER          |
|----|------------------|----|-------------------|----|-------------------|----|-----------------|
| 6  | Biggio,Craig     | 2  | Bell,Jay          | 2  | Gonzalez,Luis     | 2  | Pagan,Angel     |
| 5  | Raines,Tim       | 2  | Belliard,Rafael   | 2  | Green,David       | 2  | Painter,Lance   |
| 4  | Cone,David       | 2  | Beltre,Adrian     | 2  | Guerrero,Vladimir | 2  | Palmeiro,Rafael |
| 4  | Davis,Eric       | 2  | Benard,Marvin     | 2  | Gullickson,Bill   | 2  | Pena,Tony       |
| 4  | Guillen,Jose     | 2  | Berkman,Lance     | 2  | Gwynn Sr,Tony     | 2  | Perez,Neifi     |
| 4  | Larkin,Barry     | 2  | Bonds,Barry       | 2  | Happ,J.A.         | 2  | Perry,Gerald    |
| 4  | Mcgee,Willie     | 2  | Bosley,Thad       | 2  | Hayes,Charlie     | 2  | Peters,Chris    |
| 4  | Ramirez,Aramis   | 2  | Bray,Bill         | 2  | Helton,Todd       | 2  | Petrick,Ben     |
| 4  | Smith,Ozzie      | 2  | Bruce,Jay         | 2  | Hermanson,Dustin  | 2  | Pierre,Juan     |
| 3  | Alvarez,Wilson   | 2  | Burke,Tim         | 2  | Hernandez,Ramon   | 2  | Pierzynski,A.J. |
| 3  | Andersen,Larry   | 2  | Burnett,A.J.      | 2  | Hernandez,Roberto | 2  | Porter,Darrell  |
| 3  | Ausmus,Brad      | 2  | Byrd,Paul         | 2  | Herr,Tommy        | 2  | Rauch,Jon       |
| 3  | Batista,Miguel   | 2  | Cabrera,Asdrubal  | 2  | Hershiser,Orel    | 2  | Redman,Mark     |
| 3  | Beck,Rod         | 2  | Cameron,Mike      | 2  | Hoffman,Trevor    | 2  | Reed,Jeff       |
| 3  | Beltran,Carlos   | 2  | Carpenter,Chris   | 2  | Holliday,Matt     | 2  | Reed,Rick       |
| 3  | Drew,J.D.        | 2  | Casey,Sean        | 2  | Izturis,Cesar     | 2  | Renteria,Edgar  |
| 3  | Finley,Steve     | 2  | Castilla,Vinny    | 2  | Johnson,Jim       | 2  | Reyes,Jose      |
| 3  | Grissom,Marquis  | 2  | Clark,Jack        | 2  | Johnson,Randy     | 2  | Rios,Armando    |
| 3  | Hernandez,Keith  | 2  | Clayton,Royce     | 2  | Jones,Ruppert     | 2  | Rollins,Jimmy   |
| 3  | Hernandez,Livan  | 2  | Conine,Jeff       | 2  | Jones,Todd        | 2  | Ross,David      |
| 3  | Jefferies,Greg   | 2  | Cruz,Jose         | 2  | Kelly,Mike        | 2  | Sanchez,Anibal  |
| 3  | Kendall,Jason    | 2  | Daal,Omar         | 2  | Kent,Jeff         | 2  | Sax,Steve       |
| 3  | Maddux,Greg      | 2  | Daniels,Kal       | 2  | Konerko,Paul      | 2  | Schilling,Curt  |
| 3  | Martinez,Pedro   | 2  | Darwin,Danny      | 2  | Kuo,Hong-Chih     | 2  | Schmidt,Jason   |
| 3  | Melancon,Mark    | 2  | Daulton,Darren    | 2  | Lavalliere,Mike   | 2  | Seanez,Rudy     |
| 3  | Mueller,Bill     | 2  | Davis,Chili       | 2  | Lee,Derrek        | 2  | Smiley,John     |
| 3  | Ortiz,Russ       | 2  | Davis,Jody        | 2  | Lidge,Brad        | 2  | Smith,Bryn      |
| 3  | Pujols,Albert    | 2  | Dawson,Andre      | 2  | Lowell,Mike       | 2  | Smith,Joe       |
| 3  | Santiago,Benito  | 2  | Dessens,Elmer     | 2  | Maholm,Paul       | 2  | Smith,Lee       |
| 3  | Schmidt,Mike     | 2  | Drabek,Doug       | 2  | Martin,Tom        | 2  | Spivey,Junior   |
| 3  | Scott,Mike       | 2  | Drew,Stephen      | 2  | Martinez,Ramon    | 2  | Stynes,Chris    |
| 3  | Sheffield,Gary   | 2  | Dunn,Mike         | 2  | Mcgaffigan,Andy   | 2  | Sullivan,Scott  |
| 3  | Smith,Lonnie     | 2  | Dunston,Shawon    | 2  | Mcgwire,Mark      | 2  | Sutter,Bruce    |
| 3  | Smoltz,John      | 2  | Durham,Leon       | 2  | Mercker,Kent      | 2  | Teufel,Tim      |
| 3  | Sosa,Sammy       | 2  | Dye,Jermaine      | 2  | Miller,Andrew     | 2  | Thompson,Milt   |
| 3  | Trachsel,Steve   | 2  | Encarnacion,Edwin | 2  | Milligan,Randy    | 2  | Thurmond,Mark   |
| 3  | Tudor,John       | 2  | Escobar,Yunel     | 2  | Millwood,Kevin    | 2  | Timlin,Mike     |
| 3  | Wagner,Billy     | 2  | Eusebio,Tony      | 2  | Molina,Yadier     | 2  | Van Slyke,Andy  |
| 3  | Walker,Larry     | 2  | Figueroa,Nelson   | 2  | Morris,Hal        | 2  | Walker,Todd     |
| 3  | Wells,David      | 2  | Floyd,Cliff       | 2  | Morrison,Jim      | 2  | Williams,Matt   |
| 3  | Wood,Kerry       | 2  | Floyd,Gavin       | 2  | Navarro,Dioner    | 2  | Williams,Woody  |
| 2  | Acevedo,Juan     | 2  | Fowler,Dexter     | 2  | Nunez,Abraham     | 2  | Willingham,Josh |
| 2  | Alfonzo,Edgardo  | 2  | Franco,John       | 2  | Oberkfell,Ken     | 2  | Wilson,Jack     |
| 2  | Alicea,Luis      | 2  | Francona,Terry    | 2  | Oester,Ron        | 2  | Winn,Randy      |
| 2  | Alomar,Roberto   | 2  | Franklin,Ryan     | 2  | Ohka,Tomo         | 2  | Wohlers,Mark    |
| 2  | Ashby,Alan       | 2  | Gagne,Eric        | 2  | Oliver,Joe        | 2  | Wolf,Randy      |
| 2  | Assenmacher,Paul | 2  | Galarraga,Andres  | 2  | O'Neill,Paul      | 2  | Zeile,Todd      |
| 2  | Aurilia,Rich     | 2  | Giles,Brian       | 2  | Ortiz,Junior      |    |                 |
| 2  | Bailey,Homer     | 2  | Glavine,Tom       | 2  | Oswalt,Roy        |    |                 |
| 2  | Belinda,Stan     | 2  | Gonzalez,Adrian   | 2  | Padilla,Vicente   |    |                 |

## DVAL CAREER WORLD SERIES LEADERS

| NAME              | GM | NAME               | AB  | NAME              | H  | NAME               | RBI |
|-------------------|----|--------------------|-----|-------------------|----|--------------------|-----|
| 1 RAINES,TIM      | 43 | 1 RAINES,TIM       | 158 | 1 RAINES,TIM      | 44 | 1 BIGGIO,CRAIG     | 21  |
| 2 BIGGIO,CRAIG    | 41 | 2 BIGGIO,CRAIG     | 152 | 2 BIGGIO,CRAIG    | 40 | 2 PALMEIRO,RAFAEL  | 18  |
| 3 LARKIN,BARRY    | 35 | 3 LARKIN,BARRY     | 136 | 3 SMITH,OZZIE     | 37 | 3 PUJOLS,ALBERT    | 17  |
| 4 DAVIS,ERIC      | 35 | 4 SMITH,OZZIE      | 122 | 4 LARKIN,BARRY    | 32 | 4 STRAWBERRY,DARRY | 16  |
| 5 SMITH,OZZIE     | 33 | 5 DAVIS,ERIC       | 117 | 5 DAVIS,ERIC      | 28 | 5 DAVIS,CHILI      | 16  |
| 6 REYES,JOSE      | 30 | 6 BELTRE,ADRIAN    | 112 | 6 REYES,JOSE      | 25 | 6 DAVIS,ERIC       | 15  |
| 7 BELTRE,ADRIAN   | 30 | 7 REYES,JOSE       | 107 | 7 PALMEIRO,RAFAEL | 25 | 7 HERNANDEZ,RAMON  | 13  |
| 8 SCHMIDT,MIKE    | 28 | 8 SCHMIDT,MIKE     | 106 | 8 SHEFFIELD,GARY  | 24 | 8 DAWSON,ANDRE     | 13  |
| 9 HERNANDEZ,KEITH | 28 | 9 DAWSON,ANDRE     | 105 | 9 BUTLER,BRETT    | 22 | 9 SHEFFIELD,GARY   | 13  |
| 10 WALKER,LARRY   | 27 | 10 HERNANDEZ,KEITH | 99  | 10 SMITH,LONNIE   | 22 | 10 LOWELL,MIKE     | 13  |
| 11 ESCOBAR,YUNEL  | 27 |                    |     |                   |    | 11 JEFFERIES,GREG  | 13  |
|                   |    |                    |     |                   |    | 12 SMITH,LONNIE    | 13  |

| NAME               | R  | NAME                | 2B | NAME              | 3B | NAME                | HR |
|--------------------|----|---------------------|----|-------------------|----|---------------------|----|
| 1 RAINES,TIM       | 30 | 1 RAINES,TIM        | 13 | 1 REYES,JOSE      | 4  | 1 PUJOLS,ALBERT     | 8  |
| 2 LARKIN,BARRY     | 27 | 2 LARKIN,BARRY      | 13 | 2 COLEMAN,VINCE   | 3  | 2 DAVIS,CHILI       | 8  |
| 3 BIGGIO,CRAIG     | 18 | 3 BIGGIO,CRAIG      | 12 | 3 BUTLER,BRETT    | 3  | 3 STRAWBERRY,DARRY  | 7  |
| 4 DAVIS,ERIC       | 17 | 4 HELTON,TODD       | 9  | 4 RAINES,TIM      | 3  | 4 RAMIREZ,ARAMIS    | 6  |
| 5 HERNANDEZ,KEITH  | 16 | 5 SMITH,OZZIE       | 9  | 5 MORRISON,JIM    | 2  | 5 DURHAM,LEON       | 6  |
| 6 DAVIS,CHILI      | 14 | 6 WALKER,TODD       | 8  | 6 WALKER,LARRY    | 2  | 6 PALMEIRO,RAFAEL   | 6  |
| 7 STRAWBERRY,DARRY | 14 | 7 PUJOLS,ALBERT     | 7  | 7 DAVIS,ERIC      | 2  | 7 DAWSON,ANDRE      | 5  |
| 8 HENDERSON,RICKEY | 14 | 8 GUERRERO,VLADIMIR | 7  | 8 VIZQUEL,OMAR    | 2  | 8 SCHMIDT,MIKE      | 5  |
| 9 ROLLINS,JIMMY    | 14 | 9 PENDLETON,TERRY   | 7  | 9 DREW,J.D.       | 2  | 9 DAVIS,ERIC        | 4  |
| 10 REYES,JOSE      | 14 | 10 HERNANDEZ,KEITH  | 7  | 10 ROLLINS,JIMMY  | 2  | 10 BONDS,BARRY      | 4  |
|                    |    |                     |    | 11 SANDERS,DEION  | 2  | 11 MCGWIRE,MARK     | 4  |
|                    |    |                     |    | 12 FINLEY,STEVE   | 2  | 12 RAINES,TIM       | 4  |
|                    |    |                     |    | 13 KINGERY,MIKE   | 2  | 13 JEFFERIES,GREG   | 4  |
|                    |    |                     |    | 14 SHEFFIELD,GARY | 2  | 14 CARTER,GARY      | 4  |
|                    |    |                     |    |                   |    | 15 ABREU,BOBBY      | 4  |
|                    |    |                     |    |                   |    | 16 HENDERSON,RICKEY | 4  |
|                    |    |                     |    |                   |    | 17 BIGGIO,CRAIG     | 4  |
|                    |    |                     |    |                   |    | 18 DREW,J.D.        | 4  |
|                    |    |                     |    |                   |    | 19 BELTRAN,CARLOS   | 4  |
|                    |    |                     |    |                   |    | 20 HORNER,BOB       | 4  |
|                    |    |                     |    |                   |    | 21 ROSS,DAVID       | 4  |
|                    |    |                     |    |                   |    | 22 HERNANDEZ,RAMON  | 4  |
|                    |    |                     |    |                   |    | 23 GUILLEN,JOSE     | 4  |
|                    |    |                     |    |                   |    | 24 ROLLINS,JIMMY    | 4  |

| NAME               | BB | NAME               | SO | NAME               | SB | NAME               | DP |
|--------------------|----|--------------------|----|--------------------|----|--------------------|----|
| 1 LARKIN,BARRY     | 22 | 1 DAVIS,ERIC       | 29 | 1 RAINES,TIM       | 19 | 1 SHEFFIELD,GARY   | 5  |
| 2 RAINES,TIM       | 22 | 2 STRAWBERRY,DARRY | 25 | 2 DAVIS,ERIC       | 18 | 2 PUJOLS,ALBERT    | 5  |
| 3 DAVIS,ERIC       | 17 | 3 SOSA,SAMMY       | 25 | 3 BIGGIO,CRAIG     | 11 | 3 DAVIS,ERIC       | 5  |
| 4 BIGGIO,CRAIG     | 15 | 4 LARKIN,BARRY     | 24 | 4 HENDERSON,RICKEY | 9  | 4 CLAYTON,ROYCE    | 4  |
| 5 BONDS,BARRY      | 15 | 5 ROLLINS,JIMMY    | 23 | 5 COLEMAN,VINCE    | 7  | 5 DANIELS,KAL      | 4  |
| 6 PALMEIRO,RAFAEL  | 14 | 6 VOTTO,JOEY       | 22 | 6 MCGEE,WILLIE     | 6  | 6 SANTIAGO,BENITO  | 4  |
| 7 HERNANDEZ,KEITH  | 12 | 7 HENDERSON,RICKEY | 22 | 7 GRISSOM,MARQUIS  | 6  | 7 BIGGIO,CRAIG     | 4  |
| 8 HENDERSON,RICKEY | 11 | 8 BELTRE,ADRIAN    | 22 | 8 BUTLER,BRETT     | 6  | 8 DAWSON,ANDRE     | 4  |
| 9 MCGWIRE,MARK     | 11 | 9 DREW,J.D.        | 21 | 9 SMITH,OZZIE      | 6  | 9 GRISSOM,MARQUIS  | 3  |
| 10 GONZALEZ,LUIS   | 11 | 10 SCHMIDT,MIKE    | 21 | 10 ROBERTS,BIP     | 6  | 10 SMITH,OZZIE     | 3  |
|                    |    |                    |    |                    |    | 11 BROWN,CHRIS     | 3  |
|                    |    |                    |    |                    |    | 12 PIERZYNSKI,A.J. | 3  |
|                    |    |                    |    |                    |    | 13 JONES,ANDRUW    | 3  |
|                    |    |                    |    |                    |    | 14 JEFFERIES,GREG  | 3  |
|                    |    |                    |    |                    |    | 15 HERNANDEZ,KEITH | 3  |
|                    |    |                    |    |                    |    | 16 HERR,TOMMY      | 3  |

**DVAL CAREER WORLD SERIES LEADERS**

|                  |   |
|------------------|---|
| 17 BELTRE,ADRIAN | 3 |
|------------------|---|

## DVAL CAREER WORLD SERIES LEADERS

| NAME            | GS | NAME               | TB | NAME              | RC |
|-----------------|----|--------------------|----|-------------------|----|
| 1 RAINES,TIM    | 39 | 1 RAINES,TIM       | 75 | 1 RAINES,TIM      | 31 |
| 2 BIGGIO,CRAIG  | 39 | 2 BIGGIO,CRAIG     | 64 | 2 BIGGIO,CRAIG    | 23 |
| 3 LARKIN,BARRY  | 34 | 3 LARKIN,BARRY     | 56 | 3 PALMEIRO,RAFAEL | 22 |
| 4 SMITH,OZZIE   | 33 | 4 PUJOLS,ALBERT    | 51 | 4 LARKIN,BARRY    | 20 |
| 5 BELTRE,ADRIAN | 30 | 5 DAVIS,CHILI      | 48 | 5 DAVIS,ERIC      | 19 |
| 6 DAVIS,ERIC    | 29 | 6 PALMEIRO,RAFAEL  | 48 | 6 SMITH,OZZIE     | 18 |
| 7 SCHMIDT,MIKE  | 28 | 7 STRAWBERRY,DARRY | 47 | 7 MCGWIRE,MARK    | 17 |
| 8 DAWSON,ANDRE  | 26 | 8 SMITH,OZZIE      | 46 | 8 SMITH,LONNIE    | 17 |
| 9 ROLLINS,JIMMY | 25 | 9 DAVIS,ERIC       | 46 | 9 DAVIS,CHILI     | 17 |
| 10 REYES,JOSE   | 25 | 10 REYES,JOSE      | 44 | 10 PUJOLS,ALBERT  | 15 |

| NAME              | W | NAME              | IP | NAME                | GM | NAME               | SO |
|-------------------|---|-------------------|----|---------------------|----|--------------------|----|
| 1 MARTINEZ,PEDRO  | 5 | 1 MADDUX,GREG     | 78 | 1 HOFFMAN,TREVOR    | 13 | 1 MARTINEZ,PEDRO   | 96 |
| 2 MADDUX,GREG     | 4 | 2 MARTINEZ,PEDRO  | 77 | 2 MELANCON,MARK     | 11 | 2 MADDUX,GREG      | 53 |
| 3 CONE,DAVID      | 4 | 3 SCOTT,MIKE      | 62 | 3 MADDUX,GREG       | 11 | 3 CONE,DAVID       | 48 |
| 4 TUDOR,JOHN      | 4 | 4 TUDOR,JOHN      | 62 | 4 MARTINEZ,PEDRO    | 10 | 4 SCOTT,MIKE       | 46 |
| 5 ZAMBRANO,CARLOS | 3 | 5 CONE,DAVID      | 51 | 5 WILLIAMS,FRANK    | 10 | 5 TUDOR,JOHN       | 39 |
| 6 GULLICKSON,BILL | 3 | 6 GULLICKSON,BILL | 46 | 6 CORDERO,CHAD      | 9  | 6 WOOD,KERRY       | 33 |
| 7 GLAVINE,TOM     | 3 | 7 MARTINEZ,DENNIS | 43 | 7 SMITH,LEE         | 9  | 7 CLEMENS,ROGER    | 32 |
| 8 LOHSE,KYLE      | 3 | 8 GLAVINE,TOM     | 33 | 8 SMITH,DAVE        | 9  | 8 LOHSE,KYLE       | 30 |
|                   |   | 9 HAREN,DAN       | 31 | 9 SCOTT,MIKE        | 9  | 9 VAZQUEZ,JAVIER   | 26 |
|                   |   | 10 RIJO,JOSE      | 30 | 10 BURKE,TIM        | 9  | 10 GULLICKSON,BILL | 26 |
|                   |   |                   |    | 11 HERNANDEZ,ROBERT | 9  |                    |    |

| NAME              | GS | NAME              | CG | NAME                | SHO | NAME             | SV |
|-------------------|----|-------------------|----|---------------------|-----|------------------|----|
| 1 MADDUX,GREG     | 11 | 1 MARTINEZ,PEDRO  | 6  | 1 WOOD,TRAVIS       | 1   | 1 HOFFMAN,TREVOR | 6  |
| 2 MARTINEZ,PEDRO  | 10 | 2 MADDUX,GREG     | 4  | 2 SMOLTZ,JOHN       | 1   | 2 MELANCON,MARK  | 5  |
| 3 SCOTT,MIKE      | 9  | 3 TUDOR,JOHN      | 3  | 3 COX,DANNY         | 1   | 3 WUERTZ,MIKE    | 4  |
| 4 TUDOR,JOHN      | 8  | 4 GLAVINE,TOM     | 3  | 4 HERNANDEZ,LIVAN   | 1   | 4 LANDRUM,BILL   | 3  |
| 5 MARTINEZ,DENNIS | 7  | 5 GULLICKSON,BILL | 3  | 5 LACKEY,JOHN       | 1   | 5 SMITH,DAVE     | 3  |
| 6 CONE,DAVID      | 7  | 6 BROWN,KEVIN     | 2  | 6 WELLS,DAVID       | 1   | 6 HAMMOND,CHRIS  | 3  |
| 7 GULLICKSON,BILL | 6  | 7 CONE,DAVID      | 2  | 7 MARTINEZ,PEDRO    | 1   | 7 SUTTER,BRUCE   | 3  |
| 8 CAIN,MATT       | 5  | 8 YOUNG,CHRIS     | 2  | 8 SMITH,ZANE        | 1   | 8 HARVEY,BRYAN   | 3  |
| 9 BURNETT,A.J.    | 5  |                   |    | 9 SMITH,BRYN        | 1   | 9 STREET,HUSTON  | 3  |
| 10 HERSHISER,OREL | 5  |                   |    | 10 HAMPTON,MIKE     | 1   | 10 SMITH,LEE     | 3  |
|                   |    |                   |    | 11 CAIN,MATT        | 1   |                  |    |
|                   |    |                   |    | 12 ZIMMERMANN,JORDA | 1   |                  |    |
|                   |    |                   |    | 13 GLAVINE,TOM      | 1   |                  |    |
|                   |    |                   |    | 14 LOHSE,KYLE       | 1   |                  |    |

## DVAL CAREER PLAYOFF LEADERS

| NAME             | GM  | NAME            | AB  | NAME                | H   | NAME              | RBI |
|------------------|-----|-----------------|-----|---------------------|-----|-------------------|-----|
| 1 BONDS,BARRY    | 147 | 1 LARKIN,BARRY  | 530 | 1 BONDS,BARRY       | 130 | 1 BONDS,BARRY     | 105 |
| 2 LARKIN,BARRY   | 132 | 2 BONDS,BARRY   | 519 | 2 LARKIN,BARRY      | 124 | 2 BELTRE,ADRIAN   | 62  |
| 3 BIGGIO,CRAIG   | 131 | 3 BELTRE,ADRIAN | 473 | 3 GRACE,MARK        | 114 | 3 LARKIN,BARRY    | 61  |
| 4 BELTRE,ADRIAN  | 124 | 4 GRACE,MARK    | 472 | 4 REYES,JOSE        | 111 | 4 WALKER,LARRY    | 60  |
| 5 WALKER,LARRY   | 123 | 5 BIGGIO,CRAIG  | 442 | 5 WALKER,LARRY      | 108 | 5 PUJOLS,ALBERT   | 60  |
| 6 GRACE,MARK     | 121 | 6 REYES,JOSE    | 427 | 6 BELTRE,ADRIAN     | 104 | 6 PALMEIRO,RAFAEL | 59  |
| 7 RAINES,TIM     | 115 | 7 WALKER,LARRY  | 407 | 7 GUERRERO,VLADIMIR | 103 | 7 GRACE,MARK      | 58  |
| 8 HELTON,TODD    | 113 | 8 HELTON,TODD   | 389 | 8 BIGGIO,CRAIG      | 102 | 8 MITCHELL,KEVIN  | 57  |
| 9 REYES,JOSE     | 113 | 9 RAINES,TIM    | 368 | 9 RAINES,TIM        | 95  | 9 WILLIAMS,MATT   | 56  |
| 10 WILLIAMS,MATT | 106 | 10 BELL,JAY     | 352 | 10 HELTON,TODD      | 94  | 10 JEFFERIES,GREG | 55  |

| NAME             | R   | NAME                | 2B | NAME              | 3B | NAME              | HR |
|------------------|-----|---------------------|----|-------------------|----|-------------------|----|
| 1 BONDS,BARRY    | 115 | 1 WALKER,LARRY      | 34 | 1 REYES,JOSE      | 10 | 1 BONDS,BARRY     | 45 |
| 2 LARKIN,BARRY   | 89  | 2 BIGGIO,CRAIG      | 33 | 2 BELL,JAY        | 8  | 2 WILLIAMS,MATT   | 25 |
| 3 GRACE,MARK     | 68  | 3 GUERRERO,VLADIMIR | 32 | 3 BUTLER,BRETT    | 7  | 3 PUJOLS,ALBERT   | 24 |
| 4 BIGGIO,CRAIG   | 62  | 4 HELTON,TODD       | 32 | 4 LARKIN,BARRY    | 7  | 4 PALMEIRO,RAFAEL | 22 |
| 5 RAINES,TIM     | 61  | 5 LARKIN,BARRY      | 31 | 5 GRACE,MARK      | 6  | 5 BELTRE,ADRIAN   | 21 |
| 6 SHEFFIELD,GARY | 58  | 6 BELTRE,ADRIAN     | 29 | 6 ROLLINS,JIMMY   | 5  | 6 SHEFFIELD,GARY  | 19 |
| 7 SANDERS,REGGIE | 58  | 7 BONDS,BARRY       | 29 | 7 DUNSTON,SHAWON  | 5  | 7 SANDERS,REGGIE  | 19 |
| 8 WALKER,LARRY   | 58  | 8 REYES,JOSE        | 28 | 8 RAINES,TIM      | 5  | 8 WALKER,LARRY    | 17 |
| 9 REYES,JOSE     | 57  | 9 PUJOLS,ALBERT     | 28 | 9 CAMINITI,KEN    | 4  | 9 DAVIS,ERIC      | 17 |
| 10 BUTLER,BRETT  | 56  | 10 PENDLETON,TERRY  | 27 | 10 WALKER,LARRY   | 4  | 10 MITCHELL,KEVIN | 17 |
|                  |     | 11 ROLLINS,JIMMY    | 27 | 11 KENDALL,JASON  | 4  |                   |    |
|                  |     |                     |    | 12 INFANTE,OMAR   | 4  |                   |    |
|                  |     |                     |    | 13 MARTE,STARLING | 4  |                   |    |

| NAME            | BB | NAME             | SO | NAME               | SB | NAME              | DP |
|-----------------|----|------------------|----|--------------------|----|-------------------|----|
| 1 BONDS,BARRY   | 84 | 1 BONDS,BARRY    | 97 | 1 RAINES,TIM       | 41 | 1 BIGGIO,CRAIG    | 13 |
| 2 LARKIN,BARRY  | 74 | 2 BELL,JAY       | 89 | 2 BONDS,BARRY      | 37 | 2 SANTIAGO,BENITO | 12 |
| 3 HELTON,TODD   | 53 | 3 REYES,JOSE     | 88 | 3 BUTLER,BRETT     | 31 | 3 PALMEIRO,RAFAEL | 11 |
| 4 BIGGIO,CRAIG  | 49 | 4 WILLIAMS,MATT  | 86 | 4 DESHIELDS,DELINO | 31 | 4 BELTRE,ADRIAN   | 11 |
| 5 ABREU,BOBBY   | 44 | 5 BELTRE,ADRIAN  | 86 | 5 REYES,JOSE       | 31 | 5 SHEFFIELD,GARY  | 11 |
| 6 RAINES,TIM    | 44 | 6 SANDERS,REGGIE | 85 | 6 HENDERSON,RICKEY | 29 | 6 PUJOLS,ALBERT   | 11 |
| 7 MUELLER,BILL  | 42 | 7 VOTTO,JOEY     | 81 | 7 LARKIN,BARRY     | 25 | 7 O'NEILL,PAUL    | 11 |
| 8 BUTLER,BRETT  | 42 | 8 WALKER,LARRY   | 77 | 8 DAVIS,ERIC       | 23 | 8 JEFFERIES,GREG  | 10 |
| 9 MCGWIRE,MARK  | 42 | 9 BIGGIO,CRAIG   | 77 | 9 BIGGIO,CRAIG     | 23 | 9 BONDS,BARRY     | 10 |
| 10 GRACE,MARK   | 42 | 10 SOSA,SAMMY    | 77 | 10 COLEMAN,VINCE   | 23 | 10 GILKEY,BERNARD | 10 |
| 11 BAGWELL,JEFF | 42 |                  |    |                    |    |                   |    |

| NAME             | GS  | NAME                | TB  | NAME                | RC  | NAME               | AB/HR |
|------------------|-----|---------------------|-----|---------------------|-----|--------------------|-------|
| 1 BONDS,BARRY    | 141 | 1 BONDS,BARRY       | 296 | 1 BONDS,BARRY       | 112 | 1 BONDS,BARRY      | 11.5  |
| 2 LARKIN,BARRY   | 129 | 2 LARKIN,BARRY      | 205 | 2 LARKIN,BARRY      | 72  | 2 PUJOLS,ALBERT    | 11.5  |
| 3 BELTRE,ADRIAN  | 120 | 3 WALKER,LARRY      | 201 | 3 WALKER,LARRY      | 70  | 3 PALMEIRO,RAFAEL  | 13.4  |
| 4 BIGGIO,CRAIG   | 120 | 4 BELTRE,ADRIAN     | 200 | 4 PUJOLS,ALBERT     | 69  | 4 WILLIAMS,MATT    | 14.0  |
| 5 GRACE,MARK     | 117 | 5 GRACE,MARK        | 188 | 5 GUERRERO,VLADIMIR | 63  | 5 MITCHELL,KEVIN   | 15.4  |
| 6 WALKER,LARRY   | 103 | 6 PUJOLS,ALBERT     | 185 | 6 SHEFFIELD,GARY    | 63  | 6 PIAZZA,MIKE      | 15.4  |
| 7 HELTON,TODD    | 99  | 7 REYES,JOSE        | 180 | 7 PALMEIRO,RAFAEL   | 60  | 7 SANDERS,REGGIE   | 15.6  |
| 8 REYES,JOSE     | 97  | 8 HELTON,TODD       | 174 | 8 RAINES,TIM        | 59  | 8 STRAWBERRY,DARRY | 16.6  |
| 9 BELL,JAY       | 96  | 9 GUERRERO,VLADIMIR | 173 | 9 HELTON,TODD       | 58  | 9 SHEFFIELD,GARY   | 16.6  |
| 10 ROLLINS,JIMMY | 88  | 10 WILLIAMS,MATT    | 173 | 10 GRACE,MARK       | 58  | 10 BELTRAN,CARLOS  | 16.7  |



## DVAL CAREER PLAYOFF LEADERS

| NAME                | AVG  | NAME                | SLG  | NAME                 | OBA  | NAME                 | TOT   |
|---------------------|------|---------------------|------|----------------------|------|----------------------|-------|
| 1 ROLEN,SCOTT       | .316 | 1 PUJOLS,ALBERT     | .668 | 1 ROLEN,SCOTT        | .393 | 1 PUJOLS,ALBERT      | 1.064 |
| 2 POLANCO,PLACIDO   | .310 | 2 BONDS,BARRY       | .570 | 2 GILKEY,BERNARD     | .374 | 2 BONDS,BARRY        | 1.045 |
| 3 GWYNN SR,TONY     | .307 | 3 PALMEIRO,RAFAEL   | .569 | 3 PUJOLS,ALBERT      | .373 | 3 ROLEN,SCOTT        | 1.036 |
| 4 PUJOLS,ALBERT     | .307 | 4 GILKEY,BERNARD    | .547 | 4 BAGWELL,JEFF       | .369 | 4 BAGWELL,JEFF       | .957  |
| 5 GILKEY,BERNARD    | .305 | 5 ROLEN,SCOTT       | .545 | 5 KONERKO,PAUL       | .368 | 5 GILKEY,BERNARD     | .930  |
| 6 GUERRERO,VLADIMIR | .295 | 6 PIAZZA,MIKE       | .537 | 6 SHEFFIELD,GARY     | .363 | 6 PALMEIRO,RAFAEL    | .916  |
| 7 KONERKO,PAUL      | .287 | 7 SHEFFIELD,GARY    | .537 | 7 POLANCO,PLACIDO    | .358 | 7 SHEFFIELD,GARY     | .907  |
| 8 SHEFFIELD,GARY    | .283 | 8 SANDERS,REGGIE    | .517 | 8 CAMINITI,KEN       | .357 | 8 HENDERSON,RICKEY   | .893  |
| 9 PIAZZA,MIKE       | .282 | 9 GUERRERO,VLADIMIR | .496 | 9 PALMEIRO,RAFAEL    | .355 | 9 CAMINITI,KEN       | .882  |
| 10 JEFFERIES,GREG   | .275 | 10 WILLIAMS,MATT    | .496 | 10 BONDS,BARRY       | .355 | 10 PIAZZA,MIKE       | .880  |
| 11 PALMEIRO,RAFAEL  | .275 | 11 WALKER,LARRY     | .494 | 11 BUTLER,BRETT      | .350 | 11 GUERRERO,VLADIMIR | .869  |
| 12 BUTLER,BRETT     | .269 | 12 POLANCO,PLACIDO  | .490 | 12 PIAZZA,MIKE       | .349 | 12 RAINES,TIM        | .865  |
| 13 WALKER,LARRY     | .265 | 13 CAMINITI,KEN     | .489 | 13 GUERRERO,VLADIMIR | .346 | 13 SANDERS,REGGIE    | .850  |
| 14 RAMIREZ,ARAMIS   | .264 | 14 CABRERA,MIGUEL   | .487 | 14 MUELLER,BILL      | .346 | 14 WALKER,LARRY      | .838  |
| 15 REYES,JOSE       | .260 | 15 KENT,JEFF        | .482 | 15 MARTIN,RUSSELL    | .342 | 15 KONERKO,PAUL      | .832  |
| 16 BAGWELL,JEFF     | .258 | 16 KONERKO,PAUL     | .480 | 16 VOTTO,JOEY        | .341 | 16 BUTLER,BRETT      | .828  |
| 17 RAINES,TIM       | .258 | 17 JONES,CHIPPER    | .475 | 17 HENDERSON,RICKEY  | .339 | 17 VOTTO,JOEY        | .808  |
| 18 KENT,JEFF        | .257 | 18 BAGWELL,JEFF     | .475 | 18 GWYNN SR,TONY     | .338 | 18 POLANCO,PLACIDO   | .808  |
| 19 ALOU,MOISES      | .256 | 19 HERNANDEZ,RAMON  | .472 | 19 RAINES,TIM        | .337 | 19 DAVIS,ERIC        | .791  |
| 20 PIERRE,JUAN      | .256 | 20 GILES,BRIAN      | .472 | 20 WALKER,LARRY      | .333 | 20 CABRERA,MIGUEL    | .770  |
| 21 MARTIN,RUSSELL   | .255 | 21 RAMIREZ,ARAMIS   | .469 | 21 HELTON,TODD       | .333 | 21 MCREYNOLDS,KEVIN  | .764  |
| 22 CABRERA,MIGUEL   | .254 | 22 JEFFERIES,GREG   | .468 | 22 JEFFERIES,GREG    | .328 | 22 JEFFERIES,GREG    | .762  |
| 23 DESHIELDS,DELINO | .253 | 23 ALOU,MOISES      | .463 | 23 ABREU,BOBBY       | .328 | 23 ABREU,BOBBY       | .760  |
| 24 BONDS,BARRY      | .250 | 24 VOTTO,JOEY       | .462 | 24 CABRERA,MIGUEL    | .328 | 24 KENT,JEFF         | .759  |
| 25 JONES,CHIPPER    | .250 | 25 MITCHELL,KEVIN   | .460 | 25 LARKIN,BARRY      | .328 | 25 JONES,CHIPPER     | .758  |

| NAME               | ERA  | NAME             | PCT  | NAME               | BBA  | NAME               | SOA   |
|--------------------|------|------------------|------|--------------------|------|--------------------|-------|
| 1 WELLS,DAVID      | 1.71 | 1 MADDUX,GREG    | .676 | 1 WELLS,DAVID      | 1.14 | 1 MARTINEZ,PEDRO   | 10.84 |
| 2 LOHSE,KYLE       | 2.36 | 2 REYNOLDS,SHANE | .636 | 2 HAREN,DAN        | 1.46 | 2 PEAVY,JAKE       | 10.24 |
| 3 GLAVINE,TOM      | 2.53 | 3 HAMPTON,MIKE   | .600 | 3 BUMGARNER,MADISO | 1.63 | 3 SCHERZER,MAX     | 9.59  |
| 4 BUMGARNER,MADISO | 2.53 | 4 CAIN,MATT      | .600 | 4 REED,RICK        | 1.79 | 4 VAZQUEZ,JAVIER   | 9.50  |
| 5 HERSHISER,OREL   | 2.83 | 5 SMOLTZ,JOHN    | .600 | 5 MADDUX,GREG      | 1.96 | 5 JOHNSON,RANDY    | 9.00  |
| 6 HAREN,DAN        | 2.84 | 6 TUDOR,JOHN     | .583 | 6 LOHSE,KYLE       | 2.00 | 6 BUMGARNER,MADISO | 8.76  |
| 7 TUDOR,JOHN       | 2.86 | 7 FASSERO,JEFF   | .583 | 7 MARTINEZ,PEDRO   | 2.41 | 7 WOOD,KERRY       | 8.48  |
| 8 NEAGLE,DENNY     | 2.92 | 8 NEAGLE,DENNY   | .583 | 8 WILLIAMS,WOODY   | 2.44 | 8 BURNETT,A.J.     | 8.44  |
| 9 SMOLTZ,JOHN      | 2.99 | 9 HERSHISER,OREL | .571 | 9 VAZQUEZ,JAVIER   | 2.46 | 9 GOODEN,DWIGHT    | 8.17  |
| 10 MADDUX,GREG     | 3.27 | 10 HAREN,DAN     | .571 | 10 PEAVY,JAKE      | 2.48 | 10 JURRJENS,JAIR   | 7.99  |

## DVAL CAREER PLAYOFF LEADERS

| NAME               | W  | NAME                | L  | NAME              | IP  | NAME             | GM |
|--------------------|----|---------------------|----|-------------------|-----|------------------|----|
| 1 MADDUX,GREG      | 25 | 1 MARTINEZ,PEDRO    | 13 | 1 MADDUX,GREG     | 363 | 1 MADDUX,GREG    | 51 |
| 2 MARTINEZ,PEDRO   | 13 | 2 MADDUX,GREG       | 12 | 2 MARTINEZ,PEDRO  | 254 | 2 HOFFMAN,TREVOR | 38 |
| 3 CONE,DAVID       | 10 | 3 CONE,DAVID        | 10 | 3 CONE,DAVID      | 186 | 3 JACKSON,MIKE   | 35 |
| 4 BROWN,KEVIN      | 9  | 4 JOHNSON,RANDY     | 9  | 4 BROWN,KEVIN     | 165 | 4 MARTINEZ,PEDRO | 34 |
| 5 OSWALT,ROY       | 9  | 5 SCHILLING,CURT    | 9  | 5 OSWALT,ROY      | 162 | 5 SMITH,LEE      | 33 |
| 6 CAIN,MATT        | 9  | 6 GOODEN,DWIGHT     | 8  | 6 MARTINEZ,DENNIS | 153 | 6 ANDERSEN,LARRY | 32 |
| 7 SMOLTZ,JOHN      | 9  | 7 OSWALT,ROY        | 8  | 7 SCHILLING,CURT  | 150 | 7 SMOLTZ,JOHN    | 31 |
| 8 HAREN,DAN        | 8  | 8 ROMO,SERGIO       | 8  | 8 HERSHISER,OREL  | 149 | 8 HERSHISER,OREL | 30 |
| 9 HERSHISER,OREL   | 8  | 9 BROWN,KEVIN       | 8  | 9 SMOLTZ,JOHN     | 135 | 9 JONES,DOUG     | 30 |
| 10 NEAGLE,DENNY    | 7  | 10 BUMGARNER,MADISO | 7  | 10 REED,RICK      | 130 | 10 NEN,ROBB      | 29 |
| 11 REYNOLDS,SHANE  | 7  | 11 WOOD,KERRY       | 7  |                   |     |                  |    |
| 12 DIBBLE,ROB      | 7  | 12 WILLIAMS,WOODY   | 7  |                   |     |                  |    |
| 13 FASSERO,JEFF    | 7  | 13 DARWIN,DANNY     | 7  |                   |     |                  |    |
| 14 TUDOR,JOHN      | 7  | 14 MARTINEZ,DENNIS  | 7  |                   |     |                  |    |
| 15 HAPP,J.A.       | 7  |                     |    |                   |     |                  |    |
| 16 MARTINEZ,DENNIS | 7  |                     |    |                   |     |                  |    |

| NAME              | H   | NAME              | ER  | NAME              | BB | NAME             | SO  |
|-------------------|-----|-------------------|-----|-------------------|----|------------------|-----|
| 1 MADDUX,GREG     | 275 | 1 MADDUX,GREG     | 132 | 1 MADDUX,GREG     | 79 | 1 MARTINEZ,PEDRO | 306 |
| 2 MARTINEZ,PEDRO  | 197 | 2 MARTINEZ,PEDRO  | 99  | 2 CONE,DAVID      | 71 | 2 MADDUX,GREG    | 296 |
| 3 CONE,DAVID      | 147 | 3 SCHILLING,CURT  | 82  | 3 MARTINEZ,PEDRO  | 68 | 3 CONE,DAVID     | 165 |
| 4 SCHILLING,CURT  | 142 | 4 CONE,DAVID      | 78  | 4 SMOLTZ,JOHN     | 52 | 4 BROWN,KEVIN    | 136 |
| 5 BROWN,KEVIN     | 132 | 5 BROWN,KEVIN     | 69  | 5 HERSHISER,OREL  | 51 | 5 OSWALT,ROY     | 135 |
| 6 MARTINEZ,DENNIS | 129 | 6 REED,RICK       | 65  | 6 MARTINEZ,DENNIS | 50 | 6 SMOLTZ,JOHN    | 114 |
| 7 OSWALT,ROY      | 129 | 7 OSWALT,ROY      | 64  | 7 OSWALT,ROY      | 49 | 7 SCHILLING,CURT | 110 |
| 8 REED,RICK       | 126 | 8 MARTINEZ,DENNIS | 60  | 8 JOHNSON,RANDY   | 47 | 8 VAZQUEZ,JAVIER | 108 |
| 9 HERSHISER,OREL  | 120 | 9 CAIN,MATT       | 56  | 9 BROWN,KEVIN     | 47 | 9 HAREN,DAN      | 105 |
| 10 VAZQUEZ,JAVIER | 108 | 10 SCOTT,MIKE     | 55  | 10 SCHILLING,CURT | 44 | 10 JOHNSON,RANDY | 102 |
|                   |     |                   |     | 11 CAIN,MATT      | 44 |                  |     |

| NAME              | GS | NAME             | CG | NAME               | MOB  | NAME                | OPP  |
|-------------------|----|------------------|----|--------------------|------|---------------------|------|
| 1 MADDUX,GREG     | 51 | 1 MARTINEZ,PEDRO | 16 | 1 WELLS,DAVID      | 7.86 | 1 GLAVINE,TOM       | .168 |
| 2 MARTINEZ,PEDRO  | 33 | 2 MADDUX,GREG    | 16 | 2 HAREN,DAN        | 8.22 | 2 TUDOR,JOHN        | .185 |
| 3 CONE,DAVID      | 27 | 3 BROWN,KEVIN    | 9  | 3 BUMGARNER,MADISO | 8.58 | 3 SMOLTZ,JOHN       | .185 |
| 4 MARTINEZ,DENNIS | 25 | 4 GLAVINE,TOM    | 7  | 4 GLAVINE,TOM      | 8.64 | 4 NEAGLE,DENNY      | .194 |
| 5 SCHILLING,CURT  | 23 | 5 HERSHISER,OREL | 6  | 5 MADDUX,GREG      | 8.77 | 5 WELLS,DAVID       | .199 |
| 6 OSWALT,ROY      | 23 | 6 TUDOR,JOHN     | 6  | 6 LOHSE,KYLE       | 9.20 | 6 PEAVY,JAKE        | .199 |
| 7 REED,RICK       | 21 | 7 SCHILLING,CURT | 6  | 7 PEAVY,JAKE       | 9.21 | 7 HAREN,DAN         | .200 |
| 8 CAIN,MATT       | 21 | 8 HAREN,DAN      | 5  | 8 TUDOR,JOHN       | 9.28 | 8 MADDUX,GREG       | .201 |
| 9 BROWN,KEVIN     | 21 | 9 GOODEN,DWIGHT  | 5  | 9 MARTINEZ,PEDRO   | 9.39 | 9 JURRJENS,JAIR     | .204 |
| 10 SMOLTZ,JOHN    | 20 | 10 RIJO,JOSE     | 5  | 10 SMOLTZ,JOHN     | 9.58 | 10 BUMGARNER,MADISO | .205 |
| 11 HERSHISER,OREL | 20 | 11 SMOLTZ,JOHN   | 5  |                    |      |                     |      |

| NAME               | SHO | NAME               | SV |
|--------------------|-----|--------------------|----|
| 1 FASSERO,JEFF     | 3   | 1 MELANCON,MARK    | 10 |
| 2 ZIMMERMANN,JORDA | 3   | 2 SMITH,DAVE       | 10 |
| 3 MADDUX,GREG      | 3   | 3 NEN,ROBB         | 9  |
| 4 WILLIAMS,WOODY   | 3   | 4 WAGNER,BILLY     | 9  |
| 5 HERSHISER,OREL   | 2   | 5 WUERTZ,MIKE      | 9  |
| 6 GLAVINE,TOM      | 2   | 6 HOFFMAN,TREVOR   | 9  |
| 7 REYNOLDS,SHANE   | 2   | 7 ADAMS,MIKE       | 9  |
| 8 WOOD,TRAVIS      | 2   | 8 ECKERSLEY,DENNIS | 9  |
| 9 GARCIA,JAIME     | 2   | 9 SMITH,LEE        | 9  |
| 10 MARTINEZ,PEDRO  | 2   | 10 NATHAN,JOE      | 8  |
| 11 SMOLTZ,JOHN     | 2   |                    |    |
| 12 JURRJENS,JAIR   | 2   |                    |    |
| 13 HAREN,DAN       | 2   |                    |    |

**DVAL CAREER PLAYOFF LEADERS**

|                 |   |
|-----------------|---|
| 14 HAMPTON,MIKE | 2 |
|-----------------|---|

## DVAL INDIVIDUAL PLAYER RECORDS - PLAYOFF SERIES

(records set in 2017 in BOLD and marled with ←)

### MOST AT BATS, PLAYER, SERIES:

|          |    |              |     |    |     |    |    |
|----------|----|--------------|-----|----|-----|----|----|
| 4-GAMES: | 22 | V. COLEMAN   | LA  | VS | CIN | 93 | SF |
| 5-GAMES: | 25 | M. GRACE     | LA  | VS | CIN | 91 | SF |
|          |    | C. UTLEY     | SF  | VS | LA  | 11 | SF |
| 6-GAMES: | 29 | R. WINN      | CHI | VS | STL | 09 | SF |
| 7-GAMES: | 34 | J. REYES     | SD  | VS | PIT | 11 | QF |
|          |    | D. WRIGHT    | PIT | VS | SD  | 11 | QF |
|          |    | Mel. CABRERA | SD  | VS | CHI | 15 | QF |

### MOST HITS, PLAYER, SERIES:

|          |    |              |     |    |     |    |    |
|----------|----|--------------|-----|----|-----|----|----|
| 4-GAMES: | 10 | R. WHITE     | CIN | VS | SD  | 96 | SF |
|          |    | J. LARUE     | CIN | VS | HOU | 06 | SF |
| 5-GAMES: | 12 | L. SMITH     | NYM | VS | CIN | 90 | WS |
| 6-GAMES: | 15 | M. PIAZZA    | ATL | VS | SD  | 98 | QF |
| 7-GAMES: | 14 | P. POLANCO   | MON | VS | HOU | 05 | WS |
|          |    | Mel. CABRERA | SD  | VS | CHI | 15 | QF |

### MOST RUNS, PLAYER, SERIES:

|          |    |              |     |    |     |    |    |
|----------|----|--------------|-----|----|-----|----|----|
| 4-GAMES: | 9  | G. SHEFFIELD | CIN | VS | LA  | 04 | QF |
| 5-GAMES: | 10 | D. DESHIELDS | LA  | VS | HOU | 96 | WS |
|          |    | H. RAMIREZ   | CHI | VS | STL | 09 | SF |
| 6-GAMES: | 11 | L. NIX       | CIN | VS | ATL | 10 | QF |
| 7-GAMES: | 11 | A. SORIANO   | CHI | VS | WAS | 07 | QF |

### MOST RBIS, PLAYER, SERIES:

|                 |           |                    |            |           |            |           |             |
|-----------------|-----------|--------------------|------------|-----------|------------|-----------|-------------|
| 4-GAMES:        | 10        | R. WHITE           | CIN        | VS        | SD         | 96        | SF          |
| 5-GAMES:        | 13        | M. RAMIREZ         | ATL        | VS        | SD         | 09        | QF          |
| <b>6-GAMES:</b> | <b>12</b> | <b>Y. CESPEDES</b> | <b>CHI</b> | <b>VS</b> | <b>NYM</b> | <b>17</b> | <b>SF ←</b> |
| 7-GAMES:        | 13        | K. MITCHELL        | LA         | VS        | SF         | 91        | QF          |
|                 |           | J. THOME           | LA         | VS        | MON        | 05        | SF          |

### MOST DOUBLES, PLAYER, SERIES:

|          |   |           |     |    |     |    |    |
|----------|---|-----------|-----|----|-----|----|----|
| 4-GAMES: | 7 | J. LARUE  | CIN | VS | HOU | 06 | SF |
| 5-GAMES: | 6 | L. WALKER | HOU | VS | STL | 99 | QF |
| 6-GAMES: | 6 | D. STUBBS | CHI | VS | PHI | 15 | SF |
| 7-GAMES: | 7 | T. HELTON | HOU | VS | STL | 04 | WS |
|          |   | A. BELTRE | SD  | VS | WAS | 08 | QF |

### MOST TRIPLES, PLAYER, SERIES:

|          |   |            |    |    |     |    |    |
|----------|---|------------|----|----|-----|----|----|
| 4-GAMES: | 2 | J. REYES   | SD | VS | STL | 07 | QF |
| 5-GAMES: | 3 | O. INFANTE | SD | VS | ATL | 12 | SF |
| 6-GAMES: | 2 | many       |    |    |     |    |    |
| 7-GAMES: | 3 | J. REYES   | SD | VS | SF  | 07 | SF |

### MOST HOME RUNS, PLAYER, SERIES:

|          |   |               |     |    |     |    |      |
|----------|---|---------------|-----|----|-----|----|------|
| 4-GAMES: | 4 | K. MITCHELL   | LA  | VS | CIN | 92 | QF   |
|          |   | M. GILES      | CIN | VS | LA  | 04 | QF   |
|          |   | T. CLARK      | CIN | VS | HOU | 06 | SF   |
| 5-GAMES: | 5 | A. PUJOLS     | WAS | VS | PHI | 12 | QF   |
| 6-GAMES: | 4 | B. BELL       | CHI | VS | PIT | 87 | SF   |
|          |   | B. HORNER     | CHI | VS | CIN | 87 | WS   |
|          |   | G. CARTER     | CHI | VS | CIN | 87 | WS   |
|          |   | D. STRAWBERRY | LA  | VS | CIN | 88 | WS   |
|          |   | A. DAWSON     | CHI | VS | NYM | 91 | SF   |
|          |   | R. PALMEIRO   | CHI | VS | PIT | 94 | SF   |
|          |   | M. WILLIAMS   | LA  | VS | ATL | 00 | QF   |
|          |   | L. NIX        | CIN | VS | ATL | 10 | QF   |
|          |   | Y. CESPEDES   | CHI | VS | NYM | 17 | SF ← |
| 7-GAMES: | 7 | A. SORIANO    | CHI | VS | WAS | 07 | QF   |

MOST WALKS, PLAYER, SERIES:

|          |    |            |            |       |   |
|----------|----|------------|------------|-------|---|
| 4-GAMES: | 6  | D.FOWLER   | STL VS CHI | 16 WS | ← |
| 5-GAMES: | 8  | M.MCGWIRE  | STL VS HOU | 99 QF |   |
| 6-GAMES: | 8  | K.CAMINITI | ATL VS SD  | 98 QF |   |
|          |    | A.RIZZO    | CHI VS STL | 16 QF |   |
| 7-GAMES: | 11 | B.LARKIN   | CIN VS SF  | 00 SF |   |

MOST STRIKEOUTS (BATTING), PLAYER, SERIES:

|          |    |                 |                   |              |   |
|----------|----|-----------------|-------------------|--------------|---|
| 4-GAMES: | 9  | J.DYE           | SD VS STL         | 07 QF        |   |
| 5-GAMES: | 12 | A.RUSSELL       | SD VS CHI         | 16 SF        |   |
| 6-GAMES: | 11 | G.GAGNE         | ATL VS SD         | 98 QF        |   |
|          |    | J.VOTTO         | CIN VS ATL        | 10 QF        |   |
|          |    | F.SANCHEZ       | STL VS PIT        | 11 SF        |   |
|          |    | <b>D.FOWLER</b> | <b>STL VS CIN</b> | <b>17 SF</b> | ← |
| 7-GAMES: | 11 | S.SOSA          | CIN VS HOU        | 98 QF        |   |
|          |    | S.FINLEY        | STL VS SF         | 04 SF        |   |
|          |    | J.ROLLINS       | MON VS HOU        | 05 WS        |   |
|          |    | J.DYE           | SD VS SF          | 07 SF        |   |
|          |    | J.REYES         | SD VS PIT         | 11 QF        |   |
|          |    | E.CABRERA       | LA VS NYM         | 14 SF        |   |
|          |    | M.MONTERO       | CHI VS SD         | 15 QF        |   |

MOST STOLEN BASES, PLAYER, SERIES:

|          |   |             |            |       |  |
|----------|---|-------------|------------|-------|--|
| 4-GAMES: | 5 | R.FREEL     | STL VS LA  | 06 QF |  |
| 5-GAMES: | 5 | B.BONDS     | LA VS CIN  | 91 SF |  |
|          |   | D.DESHIELDS | LA VS STL  | 93 WC |  |
|          |   | O.NIXON     | STL VS LA  | 93 WC |  |
| 6-GAMES: | 7 | E.DAVIS     | CIN VS CHI | 87 WS |  |
| 7-GAMES: | 8 | R.HENDERSON | STL VS LA  | 00 SF |  |

MOST DOUBLE PLAYS HIT INTO, PLAYER, SERIES:

|          |   |             |            |       |  |
|----------|---|-------------|------------|-------|--|
| 4-GAMES: | 4 | R.WHITE     | ATL VS CIN | 99 SF |  |
| 5-GAMES: | 3 | G.SHEFFIELD | CIN VS PHI | 93 WS |  |
|          |   | B.GILKEY    | NYM VS LA  | 97 SF |  |
| 6-GAMES: | 3 | G.CARTER    | CHI VS PIT | 87 SF |  |
|          |   | B.SANTIAGO  | CIN VS LA  | 88 WS |  |
|          |   | K.DANIELS   | CIN VS LA  | 88 WS |  |
|          |   | P.O'NEILL   | PIT VS HOU | 96 QF |  |
|          |   | M.WILLIAMS  | LA VS ATL  | 00 QF |  |
|          |   | S.FINLEY    | STL VS SF  | 04 QF |  |
|          |   | A.PUJOLS    | WAS VS CIN | 15 SF |  |
| 7-GAMES: | 3 | P.BRADLEY   | NYM VS CHI | 89 QF |  |
|          |   | B.BONILLA   | CIN VS HOU | 96 SF |  |
|          |   | A.PUJOLS    | HOU VS MON | 05 WS |  |

MOST AT BATS WITHOUT A HIT, PLAYER, SERIES:

|          |    |              |            |       |  |
|----------|----|--------------|------------|-------|--|
| 4-GAMES: | 15 | B.ABREU      | ATL VS PIT | 99 WS |  |
|          |    | C.RASMUS     | WAS VS NYM | 10 QF |  |
|          |    | B.MOLINA     | SD VS NYM  | 10 SF |  |
|          |    | A.RENDON     | CIN VS PIT | 15 QF |  |
| 5-GAMES: | 20 | A.ETHIER     | SF VS CIN  | 14 QF |  |
| 6-GAMES: | 20 | K.KOUZMANOFF | ATL VS CIN | 10 QF |  |
| 7-GAMES: | 18 | L.GONZALEZ   | HOU VS NYM | 94 QF |  |
|          |    | C.CRAWFORD   | CHI VS SD  | 15 QF |  |

MOST INNINGS PITCHED, PLAYER, SERIES:

|          |    |            |            |       |  |
|----------|----|------------|------------|-------|--|
| 4-GAMES: | 18 | R.MARTINEZ | LA VS CIN  | 92 QF |  |
|          |    | J.RIJO     | CHI VS STL | 94 QF |  |
|          |    | G.MADDUX   | NYM VS STL | 96 QF |  |
|          |    | K.BROWN    | ATL VS CIN | 99 SF |  |
|          |    | T.GLAVINE  | PIT VS ATL | 99 WS |  |
| 5-GAMES: | 18 | J.TUDOR    | CIN VS LA  | 89 WS |  |

|          |    |               |            |       |
|----------|----|---------------|------------|-------|
|          |    | J. DELEON     | NYM VS LA  | 90 SF |
|          |    | I. VALDES     | STL VS ATL | 98 SF |
|          |    | C. YOUNG      | SF VS SD   | 08 WS |
|          |    | J. GARCIA     | PHI VS CIN | 16 SF |
| 6-GAMES: | 18 | J. TUDOR      | CIN VS CHI | 86 SF |
|          |    | M. SCOTT      | CIN VS CHI | 87 WS |
|          |    | G. MADDUX     | NYM VS LA  | 94 SF |
|          |    | T. GLAVINE    | PIT VS HOU | 99 SF |
|          |    | D. HAREN      | CIN VS ATL | 10 QF |
|          |    | J. ZIMMERMANN | WAS VS CIN | 15 SF |
| 7-GAMES: | 27 | D. GOODEN     | PIT VS CIN | 86 QF |
|          |    | P. MARTINEZ   | STL VS HOU | 98 WS |

MOST WINS, PLAYER, SERIES:

|          |   |           |           |       |
|----------|---|-----------|-----------|-------|
| 4-GAMES: | 3 | B. LOOPER | MON VS SD | 05 QF |
| 5-GAMES: | 2 | MANY      |           |       |
| 6-GAMES: | 2 | MANY      |           |       |
| 7-GAMES: | 2 | MANY      |           |       |

MOST LOSSES, PLAYER, SERIES:

|          |   |      |  |  |
|----------|---|------|--|--|
| 4-GAMES: | 2 | MANY |  |  |
| 5-GAMES: | 2 | MANY |  |  |
| 6-GAMES: | 2 | MANY |  |  |
| 7-GAMES: | 2 | MANY |  |  |

MOST HITS ALLOWED, PLAYER, SERIES:

|          |    |             |            |       |
|----------|----|-------------|------------|-------|
| 4-GAMES: | 21 | D. CONE     | CIN VS ATL | 99 SF |
| 5-GAMES: | 19 | D. MARTINEZ | PHI VS CIN | 93 WS |
|          |    | B. SWIFT    | PHI VS CIN | 93 WS |
| 6-GAMES: | 21 | J. VAZQUEZ  | CIN VS STL | 00 WS |
| 7-GAMES: | 21 | G. MADDUX   | NYM VS LA  | 96 SF |

MOST RUNS ALLOWED, PLAYER, SERIES:

|          |    |              |            |       |
|----------|----|--------------|------------|-------|
| 4-GAMES: | 11 | R. BOTTALICO | SD VS CIN  | 96 QF |
|          |    | D. CONE      | CIN VS ATL | 99 SF |
| 5-GAMES: | 15 | J. BURKETT   | STL VS LA  | 93 WC |
| 6-GAMES: | 16 | C. RICHARD   | ATL VS CIN | 10 QF |
| 7-GAMES: | 16 | D. KILE      | PHI VS HOU | 98 SF |

MOST EARNED RUNS ALLOWED, PLAYER, SERIES:

|          |    |              |            |       |
|----------|----|--------------|------------|-------|
| 4-GAMES: | 11 | D. CONE      | CIN VS ATL | 99 SF |
| 5-GAMES: | 14 | T. BELCHER   | STL VS LA  | 93 WC |
| 6-GAMES: | 12 | A. FERNANDEZ | STL VS CIN | 00 WS |
| 7-GAMES: | 14 | C. HAMELS    | CHI VS PHI | 07 SF |

MOST WALKS ALLOWED, PLAYER, SERIES:

|          |    |               |            |       |
|----------|----|---------------|------------|-------|
| 4-GAMES: | 9  | T. GLAVINE    | PIT VS ATL | 99 WS |
| 5-GAMES: | 11 | T. CINGRANI   | SF VS CIN  | 14 QF |
| 6-GAMES: | 13 | F. VALENZUELA | CHI VS CIN | 86 SF |
| 7-GAMES: | 14 | J. RIJO       | CHI VS NYM | 89 QF |

MOST STRIKEOUTS (PITCHING), PLAYER, SERIES:

|          |    |                     |                   |                |
|----------|----|---------------------|-------------------|----------------|
| 4-GAMES: | 16 | J. RIJO             | CHI VS HOU        | 94 QF          |
|          |    | D. CONE             | CIN VS SD         | 96 QF          |
|          |    | G. MADDUX           | NYM VS LA         | 96 QF          |
|          |    | J. VAZQUEZ          | CIN VS LA         | 04 QF          |
| 5-GAMES: | 23 | <b>J. FERNANDEZ</b> | <b>STL VS WAS</b> | <b>17 SF</b> ← |
| 6-GAMES: | 24 | J. SANTANA          | STL VS CHI        | 09 SF          |
| 7-GAMES: | 35 | P. MARTINEZ         | STL VS HOU        | 98 WS          |

MOST SAVES, PLAYER, SERIES:

|          |   |              |           |       |
|----------|---|--------------|-----------|-------|
| 4-GAMES: | 4 | D. ECKERSLEY | CIN VS LA | 93 SF |
|----------|---|--------------|-----------|-------|

|          |   |                   |                   |              |          |
|----------|---|-------------------|-------------------|--------------|----------|
|          |   | <b>M.MELANCON</b> | <b>STL VS CHI</b> | <b>17 WS</b> | <b>←</b> |
| 5-GAMES: | 4 | W.LOPEZ           | SD VS SF          | 13 QF        |          |
| 6-GAMES: | 4 | M.WUERTZ          | SD VS PHI         | 07 WS        |          |
| 7-GAMES: | 3 | D.SMITH           | LA VS PIT         | 88 SF        |          |
|          |   | A.PENA            | CHI VS NYM        | 89 QF        |          |
|          |   | L.SMITH           | NYM VS LA         | 92 SF        |          |
|          |   | T.JONES           | CIN VS PHI        | 06 QF        |          |
|          |   | M.WUERTZ          | SD VS SF          | 07 SF        |          |
|          |   | R.SPRINGER        | SD VS WAS         | 08 QF        |          |
|          |   | S.ROMO            | STL VS SF         | 09 QF        |          |

### TEAM RECORDS - PLAYOFF SERIES

MOST AT BATS, TEAM, SERIES:

|          |     |            |       |
|----------|-----|------------|-------|
| 4-GAMES: | 150 | NYM VS WAS | 10 QF |
| 5-GAMES: | 202 | NYM VS LA  | 90 SF |
| 6-GAMES: | 229 | LA VS CIN  | 88 WS |
| 7-GAMES: | 284 | SD VS CHI  | 15 QF |

FEWEST AT BATS, TEAM, SERIES:

|          |     |            |       |
|----------|-----|------------|-------|
| 4-GAMES: | 118 | CHI VS STL | 94 QF |
| 5-GAMES: | 147 | CIN VS CHI | 90 SF |
| 6-GAMES: | 176 | PIT VS CHI | 87 SF |
| 7-GAMES: | 196 | PIT VS CIN | 86 QF |

MOST HITS, TEAM, SERIES:

|          |    |            |       |
|----------|----|------------|-------|
| 4-GAMES: | 51 | PIT VS ATL | 99 WS |
| 5-GAMES: | 58 | CIN VS PHI | 93 WS |
| 6-GAMES: | 64 | PHI VS STL | 05 QF |
| 7-GAMES: | 75 | SF VS SD   | 07 SF |

FEWEST HITS, TEAM, SERIES:

|                 |           |                  |              |          |
|-----------------|-----------|------------------|--------------|----------|
| 4-GAMES:        | 15        | ATL VS PIT       | 99 WS        |          |
| <b>5-GAMES:</b> | <b>18</b> | <b>SD VS CHI</b> | <b>17 QF</b> | <b>←</b> |
| 6-GAMES:        | 26        | SD VS SF         | 08 WS        |          |
| 7-GAMES:        | 35        | PIT VS CIN       | 86 QF        |          |
|                 |           | LA VS NYM        | 92 SF        |          |

MOST RUNS, TEAM, SERIES:

|          |    |           |       |
|----------|----|-----------|-------|
| 4-GAMES: | 36 | CIN VS LA | 04 QF |
| 5-GAMES: | 43 | LA VS STL | 93 WC |
| 6-GAMES: | 46 | ATL VS SD | 98 QF |
| 7-GAMES: | 50 | SF VS HOU | 11 QF |

MOST RBI'S, TEAM, SERIES:

|          |    |           |       |
|----------|----|-----------|-------|
| 4-GAMES: | 35 | CIN VS LA | 04 QF |
| 5-GAMES: | 43 | LA VS STL | 93 WC |
| 6-GAMES: | 44 | ATL VS SD | 98 QF |
| 7-GAMES: | 41 | CIN VS SF | 00 SF |

MOST DOUBLES, TEAM, SERIES:

|          |    |            |       |
|----------|----|------------|-------|
| 4-GAMES: | 17 | PIT VS ATL | 99 WS |
| 5-GAMES: | 18 | HOU VS STL | 99 QF |
| 6-GAMES: | 19 | SF VS SD   | 08 WS |
| 7-GAMES: | 27 | SD VS CHI  | 15 QF |

MOST TRIPLES, TEAM, SERIES:

|          |   |            |       |
|----------|---|------------|-------|
| 4-GAMES: | 3 | SD VS STL  | 07 QF |
| 5-GAMES: | 4 | SD VS ATL  | 12 SF |
| 6-GAMES: | 5 | LA VS NYM  | 89 SF |
| 7-GAMES: | 5 | STL VS ATL | 84 SF |
|          |   | SF VS CIN  | 00 SF |

MOST HOME RUNS, TEAM, SERIES:

|          |    |                  |           |             |
|----------|----|------------------|-----------|-------------|
| 4-GAMES: | 12 | CIN VS HOU       | 06        | SF          |
|          |    | NYM VS SD        | 10        | SF          |
| 5-GAMES: | 10 | WAS VS PHI       | 12        | QF          |
|          |    | SF VS SD         | 13        | QF          |
|          |    | <b>CHI VS SD</b> | <b>17</b> | <b>QF ←</b> |
| 6-GAMES: | 12 | STL VS SF        | 04        | QF          |
|          |    | LA VS CIN        | 88        | WS          |
|          |    | LA VS ATL        | 00        | QF          |
|          |    | SD VS PHI        | 07        | WS          |
| 7-GAMES: | 15 | CHI VS WAS       | 07        | QF          |

HIGHEST BATTING AVERAGE, TEAM, SERIES:

|          |      |            |    |    |
|----------|------|------------|----|----|
| 4-GAMES: | .345 | PIT VS ATL | 99 | WS |
| 5-GAMES: | .331 | CIN VS PHI | 93 | WS |
| 6-GAMES: | .303 | PHI VS STL | 05 | QF |
| 7-GAMES: | .303 | SF VS HOU  | 11 | WF |

LOWEST BATTING AVERAGE, TEAM, SERIES:

|                 |             |                  |           |             |
|-----------------|-------------|------------------|-----------|-------------|
| 4-GAMES:        | .122        | ATL VS PIT       | 99        | WS          |
| <b>5-GAMES:</b> | <b>.116</b> | <b>SD VS CHI</b> | <b>17</b> | <b>QF ←</b> |
| 6-GAMES:        | .140        | SD VS SF         | 08        | WS          |
| 7-GAMES:        | .157        | LA VS NYM        | 92        | SF          |

HIGHEST SLUGGING AVERAGE, TEAM, SERIES:

|          |      |            |    |    |
|----------|------|------------|----|----|
| 4-GAMES: | .673 | CIN VS HOU | 06 | SF |
| 5-GAMES: | .572 | WAS VS PHI | 12 | QF |
| 6-GAMES: | .525 | STL VS SF  | 04 | QF |
| 7-GAMES: | .535 | HOU VS MON | 05 | WS |

LOWEST SLUGGING AVERAGE, TEAM, SERIES:

|          |      |            |    |    |
|----------|------|------------|----|----|
| 4-GAMES: | .171 | ATL VS PIT | 99 | WS |
| 5-GAMES: | .178 | CIN VS NYM | 90 | WS |
| 6-GAMES: | .210 | SD VS SF   | 08 | WS |
| 7-GAMES: | .243 | HOU VS CIN | 98 | QF |

MOST EXTRA BASE HITS, TEAM, SERIES:

|          |    |            |    |    |
|----------|----|------------|----|----|
| 4-GAMES: | 27 | CIN VS HOU | 06 | SF |
| 5-GAMES: | 25 | SD VS WAS  | 12 | SF |
| 6-GAMES: | 29 | STL VS SF  | 04 | QF |
|          |    | SF VS SD   | 08 | WS |
| 7-GAMES: | 38 | SD VS CHI  | 15 | QF |

FEWEST EXTRA BASE HITS, TEAM, SERIES:

|          |    |            |    |    |
|----------|----|------------|----|----|
| 4-GAMES: | 3  | CIN VS LA  | 92 | QF |
| 5-GAMES: | 4  | CIN VS NYM | 90 | WS |
| 6-GAMES: | 8  | CHI VS WAS | 15 | WS |
| 7-GAMES: | 11 | HOU VS CIN | 98 | QF |

MOST TOTAL BASES, TEAM, SERIES:

|          |     |            |    |    |
|----------|-----|------------|----|----|
| 4-GAMES: | 99  | CIN VS HOU | 06 | SF |
| 5-GAMES: | 100 | SD VS WAS  | 12 | SF |
| 6-GAMES: | 112 | LA VS CIN  | 88 | WS |
| 7-GAMES: | 131 | CIN VS SF  | 00 | SF |
|          |     | SD VS CHI  | 15 | QF |

LEAST TOTAL BASES, TEAM, SERIES:

|          |    |            |    |    |
|----------|----|------------|----|----|
| 4-GAMES: | 21 | ATL VS PIT | 99 | WS |
| 5-GAMES: | 27 | CIN VS NYM | 90 | WS |
| 6-GAMES: | 39 | SD VS SF   | 08 | WS |
| 7-GAMES: | 61 | PIT VS CIN | 86 | QF |



MOST WALKS, TEAM, SERIES:

|          |    |            |       |
|----------|----|------------|-------|
| 4-GAMES: | 20 | LA VS CIN  | 04 QF |
| 5-GAMES: | 26 | STL VS HOU | 99 QF |
| 6-GAMES: | 32 | ATL VS SD  | 98 QF |
| 7-GAMES: | 34 | STL VS LA  | 00 SF |
|          |    | SF VS HOU  | 11 QF |

MOST STRIKEOUTS (BATTING), TEAM, SERIES:

|                 |           |                   |                |
|-----------------|-----------|-------------------|----------------|
| <b>4-GAMES:</b> | <b>42</b> | <b>CHI VS STL</b> | <b>17 WS</b> ← |
| 5-GAMES:        | 64        | SD VS CHI         | 16 SF          |
| <b>6-GAMES:</b> | <b>69</b> | <b>STL VS CIN</b> | <b>17 SF</b> ← |
| 7-GAMES:        | 76        | STL VS SD         | 13 SF          |

MOST STOLEN BASES, TEAM, SERIES:

|          |    |            |       |
|----------|----|------------|-------|
| 4-GAMES: | 7  | NYM VS STL | 96 QF |
| 5-GAMES: | 16 | CIN VS PHI | 93 WS |
| 6-GAMES: | 12 | CIN VS CHI | 87 WS |
| 7-GAMES: | 13 | STL VS ATL | 84 SF |

MOST GIDP (GROUNDED INTO DOUBLE PLAYS), TEAM, SERIES:

|          |    |            |       |
|----------|----|------------|-------|
| 4-GAMES: | 8  | ATL VS CIN | 99 SF |
| 5-GAMES: | 8  | CIN VS PHI | 93 WS |
| 6-GAMES: | 10 | CHI VS PIT | 87 SF |
| 7-GAMES: | 9  | NYM VS CHI | 89 QF |
|          |    | PHI VS HOU | 98 SF |

MOST INNINGS PITCHED, TEAM, SERIES:

|          |    |                   |                |
|----------|----|-------------------|----------------|
| 4-GAMES: | 40 | NYM VS WAS        | 10 QF          |
| 5-GAMES: | 55 | SF VS LA          | 11 SF          |
| 6-GAMES: | 58 | CIN VS CHI        | 87 WS          |
|          |    | CIN VS LA         | 88 WS          |
|          |    | CHI VS PHI        | 15 SF          |
|          |    | <b>STL VS CIN</b> | <b>17 SF</b> ← |
| 7-GAMES: | 74 | CHI VS SD         | 15 QF          |

MOST HITS ALLOWED, TEAM, SERIES:

|          |    |            |       |
|----------|----|------------|-------|
| 4-GAMES: | 51 | ATL VS PIT | 99 WS |
| 5-GAMES: | 58 | PHI VS CIN | 93 WS |
| 6-GAMES: | 63 | STL VS PHI | 05 QF |
| 7-GAMES: | 75 | SD VS SF   | 07 SF |

LEAST HITS ALLOWED, TEAM, SERIES:

|                 |           |                  |                |
|-----------------|-----------|------------------|----------------|
| 4-GAMES:        | 15        | PIT VS ATL       | 99 WS          |
| <b>5-GAMES:</b> | <b>18</b> | <b>CHI VS SD</b> | <b>17 QF</b> ← |
| 6-GAMES:        | 26        | SF VS SD         | 08 WS          |
| 7-GAMES:        | 35        | CIN VS PIT       | 86 QF          |
|                 |           | NYM VS LA        | 92 SF          |

MOST RUNS ALLOWED, TEAM, SERIES:

|          |    |           |       |
|----------|----|-----------|-------|
| 4-GAMES: | 36 | LA VS CIN | 04 QF |
| 5-GAMES: | 43 | STL VS LA | 93 WC |
| 6-GAMES: | 46 | SD VS ATL | 98 QF |
| 7-GAMES: | 53 | HOU VS SF | 11 QF |

LEAST RUNS ALLOWED, TEAM, SERIES:

|          |    |            |       |
|----------|----|------------|-------|
| 4-GAMES: | 4  | LA VS CIN  | 92 QF |
| 5-GAMES: | 6  | NYM VS CIN | 90 WS |
|          |    | CIN VS SF  | 14 QF |
| 6-GAMES: | 10 | SD VS CIN  | 13 WS |
| 7-GAMES: | 16 | LA VS NYM  | 92 SF |

MOST EARNED RUNS ALLOWED, TEAM, SERIES:

|          |    |            |       |
|----------|----|------------|-------|
| 4-GAMES: | 33 | ATL VS PIT | 99 WS |
|----------|----|------------|-------|

|          |    |           |    |    |
|----------|----|-----------|----|----|
| 5-GAMES: | 41 | STL VS LA | 93 | WC |
| 6-GAMES: | 44 | SD VS ATL | 98 | QF |
| 7-GAMES: | 53 | SF VS HOU | 11 | QF |

LEAST EARNED RUNS ALLOWED, TEAM, SERIES:

|          |    |            |    |    |
|----------|----|------------|----|----|
| 4-GAMES: | 3  | LA VS CIN  | 92 | QF |
| 5-GAMES: | 6  | NYM VS CIN | 90 | WS |
|          |    | CIN VS SF  | 14 | QF |
| 6-GAMES: | 10 | SD VS CIN  | 13 | WS |
| 7-GAMES: | 14 | HOU VS CIN | 96 | SF |

MOST WALKS ALLOWED, TEAM, SERIES:

|          |    |            |    |    |
|----------|----|------------|----|----|
| 4-GAMES: | 20 | CIN VS LA  | 04 | QF |
| 5-GAMES: | 26 | HOU VS STL | 99 | QF |
| 6-GAMES: | 31 | CHI VS NYM | 91 | SF |
| 7-GAMES: | 35 | HOU VS SF  | 11 | QF |

LEAST WALKS ALLOWED, TEAM, SERIES:

|          |    |            |    |    |
|----------|----|------------|----|----|
| 4-GAMES: | 6  | LA VS CIN  | 92 | QF |
|          |    | STL VS LA  | 06 | QF |
| 5-GAMES: | 2  | NYM VS LA  | 97 | SF |
| 6-GAMES: | 7  | PIT VS HOU | 99 | SF |
| 7-GAMES: | 11 | CHI VS WAS | 07 | QF |

MOST STRIKEOUTS (PITCHING), TEAM, SERIES:

|                 |           |                   |           |             |
|-----------------|-----------|-------------------|-----------|-------------|
| <b>4-GAMES:</b> | <b>46</b> | <b>STL VS CHI</b> | <b>17</b> | <b>WS ←</b> |
| 5-GAMES:        | 62        | CHI VS SD         | 16        | SF          |
| 6-GAMES:        | 70        | PHI VS CHI        | 15        | SF          |
| 7-GAMES:        | 79        | SD VS STL         | 13        | SF          |

LEAST STRIKEOUTS (PITCHING), TEAM, SERIES:

|          |    |            |    |    |
|----------|----|------------|----|----|
| 4-GAMES: | 18 | WAS VS NYM | 10 | QF |
| 5-GAMES: | 22 | CHI VS CIN | 90 | SF |
| 6-GAMES: | 31 | LA VS STL  | 84 | WS |
|          |    | STL VS LA  | 84 | WS |
| 7-GAMES: | 33 | ATL VS STL | 84 | SF |
|          |    | CIN VS MON | 06 | WS |

MOST COMPLETE GAMES, TEAM, SERIES:

|          |   |            |    |    |
|----------|---|------------|----|----|
| 4-GAMES: | 4 | CHI VS STL | 94 | QF |
|          |   | PIT VS ATL | 99 | WS |
| 5-GAMES: | 3 | CHI VS LA  | 90 | SF |
|          |   | STL VS ATL | 98 | SF |
|          |   | CIN VS SF  | 14 | QF |
| 6-GAMES: | 3 | CHI VS PIT | 87 | SF |
|          |   | PIT VS CHI | 87 | SF |
|          |   | LA VS NYM  | 89 | SF |
|          |   | CHI VS STL | 92 | SF |
|          |   | PIT VS HOU | 99 | SF |
|          |   | SF VS HOU  | 00 | QF |
|          |   | PHI VS STL | 05 | QF |
|          |   | CIN VS ATL | 10 | QF |
| 7-GAMES: | 4 | PIT VS CIN | 86 | QF |

MOST SHUTOUTS, TEAM, SERIES:

|          |   |            |    |    |
|----------|---|------------|----|----|
| 4-GAMES: | 2 | LA VS CIN  | 92 | QF |
|          |   | NYM VS STL | 96 | QF |
|          |   | PIT VS ATL | 99 | WS |
| 5-GAMES: | 2 | CIN VS SF  | 14 | QF |
|          |   | PHI VS CIN | 16 | SF |
| 6-GAMES: | 2 | STL VS PIT | 11 | SF |
|          |   | WAS VS CIN | 15 | SF |
| 7-GAMES: | 2 | CIN VS SF  | 08 | QF |

MOST SAVES, TEAM, SERIES:

|          |   |                   |                |
|----------|---|-------------------|----------------|
| 4-GAMES: | 4 | CIN VS LA         | 93 SF          |
|          |   | <b>STL VS CHI</b> | <b>17 WS ←</b> |
| 5-GAMES: | 4 | HOU VS STL        | 99 QF          |
|          |   | SD VS SF          | 13 QF          |
| 6-GAMES: | 4 | SD VS PHI         | 07 WS          |
| 7-GAMES: | 3 | STL VS ATL        | 84 SF          |
|          |   | LA VS PIT         | 88 SF          |
|          |   | STL VS CIN        | 88 SF          |
|          |   | CHI VS NYM        | 89 QF          |
|          |   | LA VS SF          | 91 QF          |
|          |   | NYM VS LA         | 92 SF          |
|          |   | CIN VS PHI        | 06 QF          |
|          |   | MON VS CIN        | 06 WS          |
|          |   | SD VS SF          | 07 SF          |
|          |   | CHI VS PHI        | 07 SF          |
|          |   | SD VS WAS         | 08 QF          |
|          |   | STL VS SF         | 09 QF          |
|          |   | HOU VS SF         | 11 QF          |

HIGHEST ERA, TEAM, SERIES:

|          |      |            |       |
|----------|------|------------|-------|
| 4-GAMES: | 8.74 | ATL VS PIT | 99 WS |
| 5-GAMES: | 9.00 | STL VS LA  | 93 WC |
| 6-GAMES: | 7.62 | SD VS ATL  | 98 QF |
| 7-GAMES: | 7.82 | HOU VS SF  | 11 QF |

LOWEST ERA, TEAM, SERIES:

|          |      |            |       |
|----------|------|------------|-------|
| 4-GAMES: | 0.75 | LA VS CIN  | 92 QF |
| 5-GAMES: | 1.23 | NYM VS CIN | 90 WS |
|          | 1.23 | CIN VS SF  | 14 QF |
| 6-GAMES: | 1.61 | SD VS CIN  | 13 WS |
| 7-GAMES: | 1.99 | WAS VS CIN | 15 SF |

DVAL Team History - Single Season Records

| TEAM | YR   | AVG  | NAME       | YR   | SLG  | NAME          | YR   | OBA  | NAME       | YR   | TOT   | NAME        |
|------|------|------|------------|------|------|---------------|------|------|------------|------|-------|-------------|
| ATL  | 1986 | .351 | W.McGee    | 2014 | .686 | E.Encarnacion | 2000 | .444 | J.Bagwell  | 1998 | 1.337 | J.Bagwell   |
| CHI  | 2010 | .374 | H.Ramirez  | 2004 | .705 | J.Lopez       | 2000 | .429 | B.Abreu    | 2010 | 1.227 | H.Ramirez   |
| CIN  | 2011 | .380 | J.Votto    | 2011 | .708 | J.Votto       | 2011 | .456 | J.Votto    | 2011 | 1.353 | J.Votto     |
| LA   | 2005 | .377 | B.Bonds    | 2002 | .890 | B.Bonds       | 2002 | .518 | B.Bonds    | 2002 | 1.922 | B.Bonds     |
| MIL  | 2001 | .362 | T.Helton   | 1998 | .691 | L.Walker      | 2001 | .448 | T.Helton   | 1998 | 1.294 | L.Walker    |
| NYM  | 2015 | .366 | J.Altuve   | 2002 | .662 | L.Berkman     | 1991 | .443 | R.Milligan | 1991 | 1.130 | R.Milligan  |
| PHI  | 2011 | .422 | J.Hamilton | 2011 | .753 | J.Hamilton    | 2000 | .510 | J.Olerud   | 2011 | 1.527 | J.Hamilton  |
| PIT  | 1995 | .405 | T.Gwynn    | 1995 | .742 | A.Galarraga   | 1995 | .453 | T.Gwynn    | 1995 | 1.160 | A.Galarraga |
| STL  | 1994 | .346 | J.Kruk     | 1999 | .827 | M.McGwire     | 1999 | .512 | M.McGwire  | 1999 | 1.750 | M.McGwire   |
|      | 2000 | .346 | B.Mueller  |      |      |               |      |      |            |      |       |             |
| SD   | 2006 | .353 | D.Lee      | 2006 | .721 | D.Lee         | 2004 | .421 | D.Lee      | 2006 | 1.303 | D.Lee       |
| SF   | 1988 | .384 | T.Gwynn    | 2014 | .685 | M.Cabrera     | 2014 | .465 | M.Cabrera  | 2014 | 1.350 | M.Cabrera   |
| WAS  | 2003 | .331 | R.Klesko   | 2006 | .648 | A.Jones       | 2002 | .413 | F.McGriff  | 2001 | 1.133 | C.Jones     |

| TEAM | YR    | H   | NAME       | YR   | 2B | NAME          | YR    | 3B | NAME        | YR   | HR | NAME        |
|------|-------|-----|------------|------|----|---------------|-------|----|-------------|------|----|-------------|
| ATL  | 1986  | 129 | W.McGee    | 1984 | 34 | G.Hendrick    | 1986  | 15 | W.McGee     | 2001 | 41 | J.Bagwell   |
|      |       |     |            | 2013 | 34 | A.Pagan       |       |    |             |      |    |             |
| CHI  | 2010  | 134 | H.Ramirez  | 2007 | 36 | H.Ramirez     | 1985  | 13 | R.Sandberg  | 2004 | 32 | J.Lopez     |
| CIN  | 2011  | 130 | J.Votto    | 1999 | 38 | S.Rolen       | 2014  | 12 | S.Marte     | 1999 | 48 | S.Sosa      |
| LA   | 97,00 | 130 | M.Grace    | 2000 | 38 | M.Grace       | 2007  | 16 | K.Lofton    | 2002 | 46 | B.Bonds     |
| MIL  | 1998  | 129 | L.Walker   | 2006 | 40 | R.Winn        | 2001  | 11 | N.Perez     | 1996 | 34 | L.Walker    |
| NYM  | 2015  | 145 | J.Altuve   | 2002 | 45 | L.Berkman     | 2016  | 10 | A.Eaton     | 2005 | 33 | J.Edmonds   |
| PHI  | 2007  | 140 | F.Sanchez  | 2007 | 43 | F.Sanchez     | 86,88 | 10 | J.Samuel    | 1988 | 31 | W.Clark     |
| PIT  | 1998  | 157 | T.Gwynn    | 2016 | 38 | L.Duda        | 2014  | 13 | C.Gomez     | 1995 | 39 | A.Galarraga |
| STL  | 1996  | 134 | D.Bichette | 2016 | 39 | P.Goldschmidt | 2015  | 13 | M.Bourn     | 1999 | 44 | M.McGwire   |
| SD   | 2006  | 129 | D.Lee      | 2011 | 44 | A.Beltre      | 2012  | 15 | J.Reyes     | 2006 | 35 | D.Lee       |
| SF   | 1988  | 141 | T.Gwynn    | 2000 | 35 | T.Fernandez   | 1994  | 11 | T.Fernandez | 1990 | 33 | H.Johnson   |
|      |       |     |            | 2008 | 35 | V.Guerrero    | 2009  | 11 | S.Drew      |      |    |             |
|      |       |     |            | 2012 | 35 | M.Cabrera     |       |    |             |      |    |             |
| WAS  | 2010  | 121 | P.Polanco  | 2005 | 39 | J.Rollins     | 1996  | 9  | S.Bullett   | 2006 | 40 | A.Jones     |
|      |       |     |            | 2015 | 39 | M.Kemp        | 2008  | 9  | J.Rollins   |      |    |             |

| TEAM | YR    | RBI | NAME        | YR   | R   | NAME        | YR   | BB  | NAME          | YR   | SB | NAME       |
|------|-------|-----|-------------|------|-----|-------------|------|-----|---------------|------|----|------------|
| ATL  | 2010  | 98  | C.Lee       | 1998 | 105 | J.Bagwell   | 2000 | 80  | J.Bagwell     | 2001 | 61 | L.Castillo |
| CHI  | 2000  | 103 | J.Burnitz   | 2000 | 92  | B.Abreu     | 2000 | 82  | B.Abreu       | 1984 | 46 | A.Wiggins  |
| CIN  | 99,02 | 106 | S.Sosa      | 1997 | 96  | G.Sheffield | 1997 | 82  | G.Sheffield   | 1986 | 54 | T.Raines   |
|      |       |     |             |      |     |             |      |     |               | 1987 | 54 | E.Davis    |
| LA   | 2002  | 102 | B.Bonds     | 2002 | 106 | B.Bonds     | 2002 | 106 | B.Bonds       | 1986 | 78 | V.Coleman  |
| MIL  | 1996  | 104 | L.Walker    | 2004 | 94  | T.Helton    | 2010 | 82  | A.Gonzalez    | 1993 | 49 | M.Grisson  |
| NYM  | 2005  | 96  | J.Edmonds   | 1997 | 84  | B.Gilkey    | 1997 | 82  | R.Henderson   | 2008 | 54 | J.Pierre   |
| PHI  | 2000  | 91  | J.Dye       | 1998 | 83  | J.Burnitz   | 2000 | 94  | J.Olerud      | 1993 | 54 | B.Butler   |
| PIT  | 1997  | 107 | A.Galarraga | 1988 | 84  | V.Hayes     | 1988 | 72  | V.Hayes       | 2000 | 80 | R.Cedeno   |
| STL  | 2002  | 98  | L.Gonzalez  | 2002 | 86  | L.Gonzalez  | 1999 | 130 | M.McGwire     | 2010 | 84 | M.Bourn    |
| SD   | 2005  | 105 | A.Beltre    | 2006 | 85  | D.Lee       | 2017 | 70  | <b>B.Belt</b> | 2009 | 49 | J.Reyes    |
| SF   | 2000  | 94  | V.Guerrero  | 2001 | 82  | B.Giles     | 2001 | 66  | J.Edmonds     | 1988 | 39 | T.Gwynn    |
| WAS  | 2006  | 111 | A.Jones     | 1999 | 79  | C.Jones     | 2002 | 68  | M.Lawton      | 1998 | 53 | B.Hunter   |

DVAL Team History - Single Season Records

| TEAM | YR   | ERA  | NAME        | YR          | BBA         | NAME           | YR          | SOA          | NAME             | YR   | MOB  | NAME         |
|------|------|------|-------------|-------------|-------------|----------------|-------------|--------------|------------------|------|------|--------------|
| ATL  | 2016 | 2.21 | D.Keuchel   | <b>2017</b> | <b>1.55</b> | <b>M.Leake</b> | 2017        | 11.33        | N.Syndergaard    | 2016 | 7.10 | D.Keuchel    |
| CHI  | 2016 | 1.70 | M.Bumgarner | 2004        | 0.51        | D.Wells        | 2016        | 11.50        | M.Scherzer       | 2011 | 6.41 | A.Wainwright |
| CIN  | 1989 | 1.68 | M.Scott     | 2006        | 0.68        | C.Silva        | 2009        | 11.82        | A.J.Burnett      | 1989 | 6.43 | J.Tudor      |
| LA   | 1989 | 1.77 | J.Magrane   | 2011        | 0.75        | C.Lee          | 2015        | 11.05        | C.Kershaw        | 2012 | 6.53 | C.Kershaw    |
| MIL  | 1993 | 1.93 | C.Schilling | 2003        | 0.56        | R.Reed         | 1999        | 10.80        | R.Johnson        | 1993 | 6.43 | C.Schilling  |
| NYM  | 1993 | 1.62 | An.Benes    | 1998        | 0.48        | G.Maddux       | 2014        | 10.19        | A.J.Burnett      | 2013 | 6.59 | G.Gonzalez   |
| PHI  | 1993 | 1.59 | B.Swift     | 1995        | 0.51        | B.Saberhagen   | 2010        | 9.90         | A.J.Burnett      | 1995 | 6.92 | B.Saberhagen |
| PIT  | 1993 | 1.22 | R.Tomlin    | 2011        | 0.32        | R.Halladay     | 1985        | 10.42        | D.Gooden         | 2015 | 5.82 | D.Fister     |
| STL  | 2016 | 1.19 | J.A.Happ    | 2001        | 0.49        | D.Wells        | 2014        | 13.09        | J.Fernandez      | 2003 | 5.91 | P.Martinez   |
| SD   | 2016 | 1.54 | J.Lackey    | 2013        | 1.13        | K.Lohse        | 2010        | 11.70        | T.Lincecum       | 2016 | 7.54 | J.Lackey     |
| SF   | 1991 | 2.30 | B.Welch     | 1993        | 0.78        | B.Tewksbury    | 2007        | 10.08        | C.Young          | 1993 | 6.78 | B.Tewksbury  |
| WAS  | 2015 | 1.97 | T.Roark     | 2015        | 0.81        | J.Zimmermann   | <b>2017</b> | <b>11.03</b> | <b>F.Liriano</b> | 2015 | 6.34 | J.Zimmermann |

| TEAM | YR   | W  | NAME        | YR   | IP    | NAME       | YR   | BB | NAME       | YR          | SO         | NAME               |
|------|------|----|-------------|------|-------|------------|------|----|------------|-------------|------------|--------------------|
| ATL  | 2001 | 14 | K.Brown     | 1999 | 168   | K.Brown    | 2002 | 75 | R.Dempster | 1999        | 191        | K.Brown            |
| CHI  | 2002 | 13 | G.Maddux    | 1995 | 164   | J.Rijo     | 2001 | 89 | R.Ortiz    | <b>2017</b> | <b>163</b> | <b>M.Bumgarner</b> |
|      | 2004 | 13 | E.Loaiza    |      |       |            |      |    |            |             |            |                    |
|      | 2008 | 13 | R.Oswalt    |      |       |            |      |    |            |             |            |                    |
| CIN  | 2000 | 14 | D.Cone      | 2004 | 163.2 | J.Vazquez  | 2000 | 74 | D.Cone     | 2002        | 176        | J.Vazquez          |
|      | 2004 | 14 | J.Vazquez   |      |       |            |      |    |            |             |            |                    |
| LA   | 1994 | 14 | T.Candiotti | 2000 | 161.2 | K.Millwood | 1987 | 61 | R.Darling  | 1996        | 165        | H.Nomo             |
|      | 1994 | 14 | J.Smoltz    |      |       |            |      |    |            |             |            |                    |
|      | 2000 | 14 | K.Millwood  |      |       |            |      |    |            |             |            |                    |
| MIL  | 2000 | 12 | R.Johnson   | 2006 | 159.0 | R.Clemens  | 2004 | 83 | R.Ortiz    | 2000        | 179        | R.Johnson          |
|      | 2004 | 12 | K.Wood      |      |       |            |      |    |            |             |            |                    |
|      | 2006 | 12 | R.Clemens   |      |       |            |      |    |            |             |            |                    |
| NYM  | 1997 | 16 | J.Fassero   | 1998 | 170   | G.Maddux   | 2001 | 68 | M.Clement  | 1995        | 168        | G.Maddux           |
| PHI  | 1998 | 13 | M.Clark     | 1984 | 160   | S.Carlton  | 1998 | 72 | D.Kile     | 2002        | 153        | J.Burkett          |
| PIT  | 1999 | 14 | T.Glavine   | 1997 | 174   | T.Glavine  | 2001 | 73 | T.Glavine  | 2011        | 156        | R.Halladay         |
| STL  | 2009 | 15 | R.Nolasco   | 2009 | 169   | J.Santana  | 1995 | 65 | A.Watson   | 2004        | 198        | P.Martinez         |
| SD   | 2009 | 13 | B.Webb      | 2007 | 154   | B.Webb     | 1998 | 78 | S.Estes    | 2009        | 187        | T.Lincecum         |
|      |      |    |             |      |       |            | 2001 | 78 | C.Park     |             |            |                    |
| SF   | 2008 | 13 | C.Young     | 1984 | 150   | S.Rogers   | 1997 | 71 | D.Burba    | 2007        | 147        | C.Carpenter        |
| WAS  | 2006 | 13 | P.Martinez  | 2000 | 165   | M.Hampton  | 2000 | 93 | M.Hampton  | 2006        | 153        | P.Martinez         |

| TEAM | YR   | SHO | NAME           | YR   | CG | NAME       | YR          | SV        | NAME             | YR   | GM | NAME        |
|------|------|-----|----------------|------|----|------------|-------------|-----------|------------------|------|----|-------------|
| ATL  | 1985 | 4   | J.Niekro       | 1997 | 15 | K.Brown    | 2014        | 23        | A.Chapman        | 1996 | 50 | D.Veres     |
|      | 2009 | 4   | P.Maholm       |      |    |            |             |           |                  |      |    |             |
|      | 2011 | 4   | M.Pelfrey      |      |    |            |             |           |                  |      |    |             |
| CHI  | 1994 | 5   | M.Portugal     | 1994 | 14 | J.Rijo     | 2008        | 32        | T.Saito          | 1995 | 42 | G.Heredia   |
|      | 2015 | 5   | A.Wainwright   | 1998 | 14 | M.Morris   |             |           |                  |      |    |             |
| CIN  | 1992 | 5   | D.Cone         | 1987 | 14 | M.Scott    | 1998        | 29        | J.Shaw           | 2001 | 42 | R.White     |
|      | 2009 | 5   | C.Billingsley  | 2002 | 14 | J.Vazquez  |             |           |                  | 2004 | 42 | J.Brower    |
| LA   | 2008 | 4   | B.Penny        | 2000 | 12 | K.Millwood | 1997        | 27        | R.Nen            | 2006 | 44 | J.Sosa      |
|      | 2009 | 4   | C.Hamels       | 2007 | 12 | R.Oswalt   |             |           |                  |      |    |             |
|      | 2012 | 4   | C.Lee          |      |    |            |             |           |                  |      |    |             |
|      | 2013 | 4   | C.Kershaw      |      |    |            |             |           |                  |      |    |             |
| MIL  | 1996 | 5   | J.Hamilton     |      | 9  | many       | 2006        | 28        | B.Wagner         | 2000 | 48 | D.Jones     |
| NYM  | 1992 | 7   | B.Gullickson   | 1998 | 18 | G.Maddux   | 2014        | 28        | B.Kintzler       | 1988 | 53 | R.Robinson  |
| PHI  | many | 3   | 7 players tied | 1984 | 14 | S.Carlton  | 2007        | 19        | T.Saito          | 1987 | 46 | L.McCullers |
| PIT  | 1993 | 4   | R.Tomlin       | 1999 | 17 | T.Glavine  | 2008        | 22        | J.Valverde       | 2007 | 87 | J.Lieber    |
|      | 2011 | 4   | T.Hanson       |      |    |            |             |           |                  |      |    |             |
|      | 2012 | 4   | R.Halladay     |      |    |            |             |           |                  |      |    |             |
| STL  | 2010 | 5   | J.Santana      | 1998 | 16 | P.Martinez | 2012        | 40        | E.O'Flaherty     | 1989 | 54 | A.Hammaker  |
| SD   |      | 3   | many           | 2002 | 9  | C.Park     | 2014        | 30        | T.Watson         | 2015 | 45 | T.Watson    |
|      |      |     |                | 2007 | 9  | B.Webb     |             |           |                  |      |    |             |
|      |      |     |                | 2009 | 9  | T.Lincecum |             |           |                  |      |    |             |
| SF   | 2005 | 5   | C.Pavano       | 1991 | 10 | B.Welch    | 2000        | 24        | S.Williamson     | 1996 | 44 | H.Carrasco  |
|      |      |     |                |      |    |            | 2008        | 24        | J.Nathan         |      |    |             |
|      |      |     |                |      |    |            | 2009        | 24        | J.Nathan         |      |    |             |
| WAS  | 2008 | 4   | J.Beckett      | 2000 | 13 | M.Hampton  | <b>2017</b> | <b>25</b> | <b>B.Ziegler</b> | 1998 | 52 | C.Lidle     |
|      |      |     |                | 2001 | 13 | G.Maddux   |             |           |                  |      |    |             |

DVAL Team History - Yearly Starters by Position

**ATLANTA BRAVES**

(bold = World Series Champs)

| YR   | Pos | Catcher        | First Base        | Second Base     | Third Base           | Shortstop        | Outfield           | Outfield         | Outfield      |
|------|-----|----------------|-------------------|-----------------|----------------------|------------------|--------------------|------------------|---------------|
| 1984 | 2   | B.Benedict     | C.Chambliss       | J.Youngblood    | B.Horner             | R.Ramirez        | D.Murphy           | G.Hendrick       | B.Butler      |
| 1985 | 4   | T.Kennedy      | D.Driessen        | A.Wiggins       | D.Concepcion         | R.Ramirez        | D.Murphy           | W.McGee          | C.Washington  |
| 1986 | 5   | R.Hassey       | D.Evans           | D.Lopes         | T.Wallach            | M.Duncan         | D.Murphy           | W.McGee          | A.Wiggins     |
| 1987 | 9   | R.Hassey       | S.Bream           | T.Herr          | T.Wallach            | M.Duncan         | D.Murphy           | W.McGee          | J.Orsulak     |
| 1988 | 7   | L.Parrish      | S.Bream           | G.Hubbard       | T.Wallach            | J.Oquendo        | D.Murphy           | W.McGee          | A.Hall        |
| 1989 | 7   | L.Parrish      | S.Bream           | T.Herr          | B.Bonilla            | J.Oquendo        | K.Gibson           | W.McGee          | M.Marshall    |
| 1990 | 5   | L.Parrish      | B.Bonilla         | J.Oquendo       | K.Caminiti           | J.Blauser        | D.Murphy           | L.Dykstra        | D.Martinez    |
| 1991 | 6   | L.Parrish      | S.Bream           | J.Oquendo       | M.Sharperson         | D.Thon           | B.Bonilla          | L.Dykstra        | S.Javier      |
| 1992 | 10  | L.Parrish      | J.Bagwell         | J.Oquendo       | K.Caminiti           | D.Thon           | B.Bonilla          | F.Jose           | L.Harris      |
| 1993 | 9   | T.Hundley      | Bagwell/Bream     | M.Sharperson    | K.Caminiti           | C.Candaele       | B.Bonilla          | F.Jose           | E.Anthony     |
| 1994 | 10  | M.Piazza       | J.Bagwell         | G.Pena          | K.Caminiti           | W.Cordero        | L.Dykstra          | F.Jose           | A.Martin      |
| 1995 | 3   | M.Piazza       | J.Bagwell         | J.Cora          | K.Caminiti           | W.Cordero        | L.Dykstra          | F.Jose           | A.Martin      |
| 1996 | 11  | M.Piazza       | J.Bagwell         | J.Cora          | K.Caminiti           | W.Cordero        | D.Segui            | J.Mouton         | A.Martin      |
| 1997 | 5   | M.Piazza       | J.Bagwell         | J.Cora          | K.Caminiti           | G.Gagne          | O.Merced           | T.Hollandsworth  | A.Martin      |
| 1998 | 2   | M.Piazza       | J.Bagwell         | J.Cora          | K.Caminiti           | G.Gagne          | M.Alou             | R.White          | A.Martin      |
| 1999 | 1   | M.Piazza       | J.Bagwell         | T.Womack        | K.Caminiti           | R.Gutierrez      | M.Alou             | R.White          | B.Abreu       |
| 2000 | 5   | M.Piazza       | J.Bagwell         | L.Castillo      | K.Caminiti           | T.Womack         | T.Hollandsworth    | R.White          | A.Martin      |
| 2001 | 4   | M.Piazza       | J.Bagwell         | L.Castillo      | K.Millar             | R.Gutierrez      | R.Hidalgo          | R.White          | D.Segui       |
| 2002 | 11  | M.Piazza       | J.Bagwell         | L.Castillo      | C.Paquette           | T.Womack         | R.Hidalgo          | R.White          | K.Millar      |
| 2003 | 10  | M.Piazza       | E.Karros          | L.Castillo      | K.Millar             | T.Womack         | R.Hidalgo          | M.Tucker         | R.Mackowiak   |
| 2004 | 11  | M.Piazza       | K.Millar          | L.Castillo      | S.Burroughs          | R.Furcal         | R.Hidalgo          | R.White          | J.Payton      |
| 2005 | 10  | J.Estrada      | P.Nevin           | L.Castillo      | S.Burroughs          | R.Furcal         | R.Hidalgo          | G.Matthews       | K.Millar      |
| 2006 | 9   | M.Piazza       | K.Millar          | L.Castillo      | R.Mackowiak          | R.Furcal         | P.Burrell          | T.Long           | J.Payton      |
| 2007 | 11  | M.Piazza       | M.Jacobs          | L.Castillo      | C.Tracy              | R.Furcal         | E.Chavez           | G.Matthews       | J.Payton      |
| 2008 | 8   | J.Bard         | M.Teixeira        | L.Castillo      | M.Lowell             | R.Furcal         | C.Lee              | G.Matthews       | R.Mackowiak   |
| 2009 | 6   | R.Hernandez    | M.Teixeira        | J.Carroll       | M.Lowell             | Y.Escobar        | C.Lee              | S.Schumaker      | M.Ramirez     |
| 2010 | 5   | M.Olivo        | M.Teixeira        | L.Castillo      | K.Kouzmanoff         | Y.Escobar        | C.Lee              | S.Schumaker      | M.Ramirez     |
| 2011 | 10  | M.Olivo        | M.Teixeira        | S.Schumaker     | K.Kouzmanoff         | Y.Escobar        | C.Lee              | J.Willingham     | C.Ross        |
| 2012 | 6   | <b>M.Olivo</b> | <b>C.Kotchman</b> | <b>D.Barney</b> | <b>E.Encarnacion</b> | <b>Y.Escobar</b> | <b>E.Bonafacio</b> | <b>C.Beltran</b> | <b>C.Ross</b> |
| 2013 | 12  | M.Olivo        | C.Lee             | D.Barney        | E.Encarnacion        | H.Ramirez        | J.Kubel            | A.Pagan          | J.Upton       |
| 2014 | 7   | A.J.Ellis      | P.Konerko         | D.Barney        | E.Encarnacion        | Ramirez/Gregor   | D.DeJesus          | A.Pagan          | J.Upton       |
| 2015 | 8   | A.J.Pierzynski | A.Gonzalez        | Y.Solarte       | C.Headley            | H.Ramirez        | E.Encarnacion      | E.Inciarte       | J.Upton       |
| 2016 | 7   | F.Cervelli     | E.Encarnacion     | Y.Solarte       | C.Headley            | D.Gregorius      | H.Ramirez          | E.Inciarte       | J.Upton       |
| 2017 | 7   | F.Cervelli     | E.Encarnacion     | J.Villar        | Y.Solarte            | D.Gregorius      | C.Maybin           | E.Inciarte       | J.Upton       |
| YR   | Pos | Catcher        | First Base        | Second Base     | Third Base           | Shortstop        | Outfield           | Outfield         | Outfield      |
| MOST |     | M.Piazza(13)   | J.Bagwell(11)     | L.Castillo(10)  | K.Caminiti(10)       | R.Furcal(5)      | D.Murphy(6)        | R.White(6)       | A.Martin(6)   |

| YR   | Pos | Starter        | Starter     | Starter      | Starter      | Starter           | Closer                   |
|------|-----|----------------|-------------|--------------|--------------|-------------------|--------------------------|
| 1984 | 2   | J.Niekro       | C.McMurtry  | P.Perez      | D.Dravecky   | J.Candelaria      | T.Forster                |
| 1985 | 4   | J.Niekro       | E.Show      | P.Perez      | S.Sanderson  | R.Camp            | D.Sisk                   |
| 1986 | 5   | J.Niekro       | E.Show      | T.Seaver     | D.Dravecky   | K.Gross           | B.James                  |
| 1987 | 9   | C.Hudson       | E.Show      | D.Alexander  | D.Dravecky   | K.Gross           | D.Sisk                   |
| 1988 | 7   | S.Sanderson    | E.Show      | D.Fisher     | D.Dravecky   | K.Gross           | D.Sisk                   |
| 1989 | 7   | T.Leary        | E.Show      | J.Dopson     | D.LaPoint    | K.Gross           | B.Holton                 |
| 1990 | 5   | B.Hurst        | B.Walk      | J.Dopson     | D.Lilliquist | Gross/Clary       | J.Howell                 |
| 1991 | 6   | B.Hurst        | B.Walk      | B.Gullickson | Z.Smith      | J.Tudor           | J.Brantley               |
| 1992 | 10  | B.Hurst        | B.Walk      | M.Bielecki   | G.A.Harris   | F.Viola           | J.Innis                  |
| 1993 | 9   | B.Hurst        | B.Walk      | F.Castillo   | D.Osborne    | F.Viola           | J.Brantley               |
| 1994 | 10  | C.Shilling     | J.Armstrong | F.Castillo   | D.Osborne    | P.Wagner          | M.Turner                 |
| 1995 | 3   | Reynolds/Roper | G.Swindell  | P.Rapp       | M.Freeman    | J.Burkett         | D.Veres                  |
| 1996 | 11  | S.Reynolds     | G.Swindell  | P.Rapp       | D.Osborne    | M.Petkovsek       | D.Veres                  |
| 1997 | 5   | S.Reynolds     | K.Brown     | B.Jones      | D.Osborne    | T.Mulholland      | S.Radinsky               |
| 1998 | 2   | S.Reynolds     | K.Brown     | B.Jones      | D.Darwin     | T.Mulholland      | S.Radinsky               |
| 1999 | 1   | K.Rueter       | K.Brown     | B.Jones      | D.Gooden     | M.Yoshii          | D.Wall                   |
| 2000 | 5   | K.Rueter       | K.Brown     | P.Harnisch   | A.Ashby      | J.Lima            | M.Mantei                 |
| 2001 | 4   | K.Rueter       | K.Brown     | R.Dempster   | A.Ashby      | B.Jones           | M.Myers                  |
| 2002 | 11  | K.Rueter       | K.Brown     | R.Dempster   | D.Coggin     | B.Jones           | A.Alfonseca              |
| 2003 | 10  | K.Rueter       | K.Wells     | A.Ashby      | R.Jensen     | B.Jones           | BH.Kim                   |
| 2004 | 11  | K.Rueter       | K.Wells     | D.Moss       | J.Peavy      | Z.Day             | J.Isringhausen           |
| 2005 | 10  | K.Rueter       | K.Wells     | Oi.Perez     | J.Peavy      | A.Eaton           | J.Isringhausen/J.Tavarez |
| 2006 | 9   | J.Patterson    | T.Hudson    | B.Moehler    | J.Peavy      | A.Eaton/B.Kim     | D.Wheeler                |
| 2007 | 11  | P.Maholm       | T.Hudson    | K.Benson     | J.Peavy      | A.Eaton/J.Cruz    | J.Isringhausen           |
| 2008 | 8   | P.Maholm       | J.Bergmann  | Oi.Perez     | B.Looper     | Carlyle/H.Ramirez | C.Marmol                 |

DVAL Team History - Yearly Starters by Position

|             |            |                    |                    |                   |                   |                                       |                     |
|-------------|------------|--------------------|--------------------|-------------------|-------------------|---------------------------------------|---------------------|
| 2009        | 6          | P.Maholm           | S.Olsen            | Oi.Perez          | J.Jurrjens        | M.Pelfrey                             | C.Marmol            |
| 2010        | 5          | P.Maholm           | D.Lowe             | C.Richard         | J.Jurrjens        | M.Pelfrey                             | M.Adams             |
| 2011        | 10         | M.Leake            | D.Lowe             | C.Richard         | J.Jurrjens        | M.Pelfrey                             | M.Adams             |
| <b>2012</b> | <b>6</b>   | <b>M.Leake</b>     | <b>P.Maholm</b>    | <b>M.Garza</b>    | <b>J.Jurrjens</b> | <b>J.Collmenter</b>                   | <b>M.Adams</b>      |
| 2013        | 12         | M.Leake            | P.Maholm           | C.Zambrano        | C.Richard         | V.Worley                              | A.Chapman           |
| 2014        | 7          | M.Leake            | P.Maholm           | D.Keuchel         | M.Garza           | J.Locke                               | A.Chapman           |
| 2015        | 8          | M.Leake            | J.Collmenter       | D.Keuchel         | M.Garza           | Z.Wheeler                             | A.Chapman           |
| 2016        | 7          | M.Leake            | N.Syndergaard      | D.Keuchel         | M.Garza           | J.Locke                               | A.Chapman           |
| 2017        | 7          | M.Leake            | N.Syndergaard      | D.Keuchel         | M.Garza           | D.Straily                             | A.Chapman           |
| <b>YR</b>   | <b>Pos</b> | <b>Starter</b>     | <b>Starter</b>     | <b>Starter</b>    | <b>Starter</b>    | <b>Starter</b>                        | <b>Closer</b>       |
| <b>MOST</b> |            | <b>K.Reuter(7)</b> | <b>P.Maholm(6)</b> | <b>K.Brown(6)</b> | <b>M.Leake(6)</b> | <b>K.Gross(5)</b><br><b>E.Show(5)</b> | <b>A.Chapman(4)</b> |

CHICAGO CUBS

(bold = World Series Champs)

| YR          | Pos        | Catcher               | First Base           | Second Base           | Third Base         | Shortstop             | Outfield               | Outfield           | Outfield            |
|-------------|------------|-----------------------|----------------------|-----------------------|--------------------|-----------------------|------------------------|--------------------|---------------------|
| 1984        | 7          | K.Moreland            | B.Buckner            | R.Sandberg            | R.Cey              | D.Thon                | A.Wiggins              | T.Gwynn            | M.Hall              |
| 1985        | 4          | K.Moreland            | D.Kingman            | R.Sandberg            | R.Cey              | G.Templeton           | B.Butler               | T.Gwynn            | K.McReynolds        |
| 1986        | 2          | G.Carter              | B.Buckner            | R.Sandberg            | E.Cabell           | G.Templeton           | B.Butler               | C.Davis            | G.Redus             |
| 1987        | 4          | G.Carter              | B.Horner             | R.Sandberg            | B.Bell             | G.Templeton           | B.Butler               | C.Davis            | K.McReynolds        |
| 1988        | 5          | G.Carter              | G.Davis              | R.Sandberg            | B.Bell             | G.Templeton           | G.Redus                | M.Thompson         | K.McReynolds        |
| 1989        | 4          | G.Carter              | G.Davis              | R.Sandberg            | R.Hudler           | G.Templeton           | B.Hatcher              | C.Davis            | K.McReynolds        |
| 1990        | 4          | D.Berryhill           | G.Davis              | R.Sandberg            | D.Coles            | G.Templeton           | A.Dawson               | O.McDowell         | K.McReynolds        |
| <b>1991</b> | <b>3</b>   | <b>T.Kennedy</b>      | <b>R.Palmeiro</b>    | <b>R.Sandberg</b>     | <b>B.Doran</b>     | <b>J.Blauser</b>      | <b>A.Dawson</b>        | <b>B.Hatcher</b>   | <b>K.McReynolds</b> |
| 1992        | 3          | D.Slaught             | R.Palmeiro           | R.Sandberg            | T.Zeile            | J.Blauser             | A.Dawson               | J.Carter           | K.McReynolds        |
| 1993        | 8          | D.Slaught             | R.Palmeiro           | R.Sandberg            | T.Zeile            | J.Blauser             | A.Dawson               | J.Carter           | K.McReynolds        |
| 1994        | 4          | D.Slaught             | R.Palmeiro           | R.Sandberg            | J.King             | J.Blauser             | C.Carr                 | J.Carter           | D.May               |
| 1995        | 10         | D.Slaught             | R.Palmeiro           | M.Duncan              | J.King             | J.Blauser             | C.Carr                 | J.Carter           | D.May               |
| 1996        | 12         | Stinnett/O'Brien      | R.Palmeiro           | C.Fonville            | J.King             | K.Abbott              | D.Sanders              | J.Carter           | D.May               |
| 1997        | 9          | D.Slaught             | R.Palmeiro           | R.Sandberg            | J.King             | K.Abbott              | M.Nieves               | J.Carter           | M.Duncan            |
| 1998        | 12         | B.Ausmus              | E.Karros             | R.Sandberg            | B.Mueller          | R.Ordonez             | B.McRae                | R.Gant             | J.Mabry             |
| 1999        | 12         | B.Ausmus              | E.Karros             | Q.Veras               | G.Gaetti           | R.Ordonez             | R.Mondesi              | Q.McCracken        | H.Rodriguez         |
| 2000        | 9          | E.Perez               | E.Karros             | J.Offerman            | A.Beltre           | R.Ordonez             | R.Mondesi              | B.Abreu            | J.Burnitz           |
| 2001        | 8          | J.Lopez               | B.Fullmer            | F.Vina                | F.Tatis            | R.Furcal              | R.Mondesi              | M.Alou             | K.Griffey           |
| 2002        | 4          | J.Lopez               | R.Klesko             | E.Young               | C.Jones            | R.Furcal              | R.Mondesi              | P.O'Neill          | R.Lankford          |
| 2003        | 12         | J.Lopez               | J.Bagwell            | P.Polanco             | V.Castilla         | R.Furcal              | J.Dye                  | A.Kearns           | C.Everett           |
| 2004        | 2          | J.Lopez               | J.Bagwell            | P.Polanco             | A.Boone            | C.Izturis             | M.Bradley              | J.Edmonds          | C.Floyd             |
| 2005        | 12         | J.LaRue               | M.Piazza             | K.Matsui              | M.Ensberg          | K.Greene              | M.Bradley              | C.Beltran          | C.Floyd             |
| 2006        | 12         | A.J.Pierzynski        | R.Sexson             | C.Biggio              | M.Ensberg          | A.Gonzalez            | M.Bradley              | C.Beltran          | J.Pierre            |
| 2007        | 4          | A.J.Pierzynski        | N.Johnson            | D.Ugla                | T.Glaus            | H.Ramirez             | A.Soriano              | C.Beltran          | J.Pierre            |
| 2008        | 1          | B.Molina              | A.Gonzalez           | D.Ugla                | A.Ramirez          | H.Ramirez             | A.Soriano              | C.Beltran          | M.Diaz              |
| <b>2009</b> | <b>2</b>   | <b>A.J.Pierzynski</b> | <b>A.Gonzalez</b>    | <b>D.Ugla</b>         | <b>A.Ramirez</b>   | <b>H.Ramirez</b>      | <b>A.Soriano</b>       | <b>C.Beltran</b>   | <b>R.Winn</b>       |
| 2010        | 9          | M.Montero             | A.Pujols             | D.Ugla                | C.Headley          | H.Ramirez             | A.Soriano              | S.Victorino        | N.McLouth           |
| 2011        | 5          | M.Montero             | I.Davis              | D.Ugla                | C.Headley          | H.Ramirez             | A.Soriano              | D.Stubbs           | A.Huff              |
| 2012        | 8          | M.Montero             | G.Sanchez            | D.Ugla                | D.Freese           | H.Ramirez             | J.Gomes                | D.Stubbs           | B.Abreu             |
| 2013        | 3          | M.Montero             | A.Rizzo              | D.Espinosa            | D.Freese           | I.Desmond             | S.Lombardozi           | D.Stubbs           | S.Hairston          |
| 2014        | 9          | M.Montero             | A.Rizzo              | M.Young               | D.Freese           | I.Desmond             | N.Aoki                 | C.Crawford         | Y.Puig              |
| 2015        | 4          | M.Montero             | A.Rizzo              | D.Espinosa            | D.Freese           | I.Desmond             | N.Aoki                 | D.Stubbs           | Y.Puig              |
| 2016        | 5          | M.Montero             | A.Rizzo              | J.Panik               | D.Freese           | I.Desmond             | N.Aoki                 | Y.Cespedes         | A.Pagan             |
| 2017        | 5          | T.Barnhart            | A.Rizzo              | C.Hernandez           | D.Dietrich         | E.Nunez               | I.Desmond              | Y.Cespedes         | C.Beltran           |
| <b>YR</b>   | <b>Pos</b> | <b>Catcher</b>        | <b>First Base</b>    | <b>Second Base</b>    | <b>Third Base</b>  | <b>Shortstop</b>      | <b>Outfield</b>        | <b>Outfield</b>    | <b>Outfield</b>     |
| <b>MOST</b> |            | <b>M.Montero(7)</b>   | <b>R.Palmeiro(7)</b> | <b>R.Sandberg(13)</b> | <b>D.Freese(5)</b> | <b>G.Templeton(6)</b> | <b>K.McReynolds(8)</b> | <b>J.Carter(6)</b> | <b>C.Beltran(6)</b> |

| YR          | Pos      | Starter                 | Starter           | Starter         | Starter       | Starter       | Closer           |
|-------------|----------|-------------------------|-------------------|-----------------|---------------|---------------|------------------|
| 1984        | 7        | F.Valenzuela            | C.Rainey          | B.Gullickson    | J.Price       | D.Ruthven     | L.Smith          |
| 1985        | 4        | F.Valenzuela            | R.Sutcliffe       | S.Trout         | A.Pena        | J.Candelaria  | S.Bedrosian      |
| 1986        | 2        | F.Valenzuela            | R.Sutcliffe       | J.Reuss         | S.Bedrosian   | N.Ryan        | D.Carman         |
| 1987        | 4        | F.Valenzuela            | R.Sutcliffe       | B.Forsch        | D.Palmer      | N.Ryan        | T.Worrell        |
| 1988        | 5        | J.Candelaria            | R.Sutcliffe       | B.Forsch        | D.Palmer      | N.Ryan        | T.Worrell        |
| 1989        | 4        | J.Candelaria            | R.Sutcliffe       | M.Dunne         | Rijo/Darwin   | N.Ryan        | A.Pena           |
| 1990        | 4        | R.Darling               | R.Sutcliffe       | M.Morgan        | J.Rijo        | N.Ryan        | L.Lancaster      |
| <b>1991</b> | <b>3</b> | <b>Wilson/Darl/Darv</b> | <b>M.Portugal</b> | <b>M.Morgan</b> | <b>J.Rijo</b> | <b>N.Ryan</b> | <b>B.Landrum</b> |
| 1992        | 3        | R.Darling               | T.Wilson          | M.Morgan        | J.Rijo        | N.Ryan        | B.Landrum        |
| 1993        | 8        | R.Darling               | M.Langston        | M.Morgan        | J.Rijo        | M.Portugal    | T.Worrell        |

DVAL Team History - Yearly Starters by Position

|             |            |                    |                        |                      |  |                                      |                     |
|-------------|------------|--------------------|------------------------|----------------------|--|--------------------------------------|---------------------|
| 1994        | 4          | P.Astacio          | M.Langston             | M.Morgan             | J.Rijo   | M.Portugal                           | J.Orosco            |
| 1995        | 10         | P.Astacio          | M.Langston             | D.Weathers           | J.Rijo   | S.Fernandez                          | B.Ayala             |
| 1996        | 12         | G.Heredia          | M.Langston             | M.Morgan             | K.Tapani                                       | S.Fernandez                          | J.Orosco            |
| 1997        | 9          | P.Astacio          | J.Isringhausen         | M.Morgan             | K.Tapani                                       | D.Gooden                             | M.Guthrie           |
| 1998        | 12         | A.Watson           | M.Morris               | M.Morgan             | J.Navarro                                      | J.Gonzalez                           | many with 1 sv      |
| 1999        | 12         | P.Astacio          | J.Vazquez              | M.Morgan             | J.Navarro                                      | M.Remlinger                          | Fox/Pisciotta       |
| 2000        | 9          | I.Valdes           | Andy Benes             | L.Hernandez          | J.Navarro                                      | C.Holt                               | D.Cook              |
| 2001        | 8          | R.Johnson          | R.Ortiz                | R.Wolf               | R.Ankiel                                       | P.Harnisch                           | R.Beck              |
| 2002        | 4          | G.Maddux           | M.Morris               | R.Person             | A.J.Burnett                                    | S.Estes                              | J.Isringhausen      |
| 2003        | 12         | M.Prior            | T.Armaz                | L.Hernandez          | P.Astacio                                      | C.Hernandez                          | M.DeJean            |
| 2004        | 2          | M.Prior            | E.Loaiza               | L.Hernandez          | H.Nomo   | D.Wells                              | R.Cornier           |
| 2005        | 12         | B.Tomko            | E.Loaiza               | I.Valdez             | K.Millwood                                     | Armas/Pattersn                       | D.Burba             |
| 2006        | 12         | B.Tomko            | M.Mulder               | J.Weaver             | C.Park   | Armas/Tejeda                         | L.Hawkins           |
| 2007        | 4          | G.Maddux           | M.Cain                 | V.Padilla            | O.Hernandez                                    | C.Hamels                             | C.Meredith          |
| 2008        | 1          | J.Smoltz           | A.Wainwright           | P.Byrd               | O.Hernandez                                    | R.Oswalt                             | T.Saito             |
| 2009        | 2          | <b>G.Floyd</b>     | <b>A.Wainwright</b>    | <b>L.Hernandez</b>   | <b>J.Campillo</b>                              | <b>R.Oswalt</b>                      | <b>H.Kuo</b>        |
| 2010        | 9          | M.Scherzer         | A.Wainwright           | L.Hernandez          | J.Moyer  | S.West                               | C.Park              |
| 2011        | 5          | M.Scherzer         | A.Wainwright           | L.Hernandez          | M.Bumgarner                                    | J.Garland                            | B.Wagner            |
| 2012        | 8          | M.Scherzer         | D.Hudson               | L.Hernandez          | M.Bumgarner                                    | B.Arroyo                             | C.Kimbrel           |
| 2013        | 3          | M.Scherzer         | A.Wainwright           | L.Harrell            | M.Bumgarner                                    | B.Arroyo                             | C.Kimbrel           |
| 2014        | 9          | M.Scherzer         | A.Wainwright           | S.Miller             | M.Bumgarner                                    | B.Arroyo                             | C.Kimbrel           |
| 2015        | 4          | M.Scherzer         | A.Wainwright           | S.Miller             | M.Bumgarner                                    | J.DeGrom                             | C.Kimbrel           |
| 2016        | 5          | M.Scherzer         | T.Jungmann             | S.Miller             | M.Bumgarner                                    | J.DeGrom                             | C.Kimbrel           |
| 2017        | 5          | M.Scherzer         | Wain/Guerra            | Z.Davies             | M.Bumgarner                                    | J.DeGrom                             | S.Dyson             |
| <b>YR</b>   | <b>Pos</b> | <b>Starter</b>     | <b>Starter</b>         | <b>Starter</b>       | <b>Starter</b>                                 | <b>Starter</b>                       | <b>Closer</b>       |
| <b>MOST</b> |            | <b>M.Morgan(9)</b> | <b>A.Wainwright(8)</b> | <b>M.Scherzer(8)</b> | <b>L.Hernandez(7)</b><br><b>M.Bumgarner(7)</b> | <b>N.Ryan(7)</b><br><b>J.Rijo(7)</b> | <b>C.Kimbrel(5)</b> |

CINCINNATI REDS

(bold = World Series Champs)

| YR          | Pos        | Catcher            | First Base        | Second Base        | Third Base         | Shortstop           | Outfield            | Outfield               | Outfield              |
|-------------|------------|--------------------|-------------------|--------------------|--------------------|---------------------|---------------------|------------------------|-----------------------|
| 1984        | 5          | J.Davis            | D.Driessen        | R.Oester           | N.Esasky           | D.Berra             | T.Raines            | G.Redus                | M.Easler              |
| 1985        | 3          | J.Davis            | L.Durham          | P.Garner           | M.Schmidt          | R.Oester            | T.Raines            | J.Cruz                 | C.Cedeno              |
| 1986        | 4          | <b>J.Davis</b>     | L.Durham          | <b>R.Oester</b>    | <b>M.Schmidt</b>   | <b>B.Almon</b>      | <b>T.Raines</b>     | <b>J.Cruz</b>          | <b>J.Clark</b>        |
| 1987        | 1          | <b>J.Davis</b>     | <b>L.Durham</b>   | <b>J.Morrison</b>  | <b>M.Schmidt</b>   | <b>D.Concepcion</b> | <b>T.Raines</b>     | <b>E.Davis</b>         | <b>K.Griffey(Sr.)</b> |
| 1988        | 1          | B.Santiago         | L.Durham          | R.Ready            | M.Schmidt          | C.Candaele          | T.Raines            | E.Davis                | K.Daniels             |
| 1989        | 1          | <b>B.Santiago</b>  | <b>G.Perry</b>    | <b>R.Gant</b>      | <b>R.Ready</b>     | <b>O.Smith</b>      | <b>T.Raines</b>     | <b>E.Davis</b>         | <b>K.Daniels</b>      |
| 1990        | 1          | R.Cerone           | R.Jordan          | T.Herr             | B.Roberts          | O.Smith             | T.Raines            | E.Davis                | G.Redus               |
| 1991        | 1          | D.Daulton          | E.Murray          | M.Duncan           | B.Roberts          | O.Smith             | T.Raines            | E.Davis                | W.McGee               |
| 1992        | 5          | R.Cerone           | R.Jordan          | M.Duncan           | B.Roberts          | O.Smith             | T.Raines            | G.Redus                | W.McGee               |
| 1993        | 1          | D.Daulton          | <b>E.Murray</b>   | <b>B.Roberts</b>   | <b>G.Sheffield</b> | <b>O.Smith</b>      | <b>T.Raines</b>     | <b>D.Sanders</b>       | <b>W.McGee</b>        |
| 1994        | 8          | D.Daulton          | E.Murray          | B.Barberie         | G.Sheffield        | O.Smith             | T.Raines            | E.Davis                | S.Sosa                |
| 1995        | 2          | D.Daulton          | F.McGriff         | B.Barberie         | T.Wallach          | W.Weiss             | Raines/Burks        | G.Sheffield            | S.Sosa                |
| 1996        | 3          | T.Eusebio          | D.Magadan         | E.Alfonzo          | B.Bonilla          | W.Weiss             | R.White             | G.Sheffield            | S.Sosa                |
| 1997        | 1          | <b>J.Flaherty</b>  | <b>H.Morris</b>   | <b>A.Espinoza</b>  | <b>B.Bonilla</b>   | <b>W.Weiss</b>      | <b>E.Davis</b>      | <b>G.Sheffield</b>     | <b>S.Sosa</b>         |
| 1998        | 4          | J.Flaherty         | R.Palmeiro        | L.Alicea           | S.Rolen            | W.Weiss             | T.Raines            | G.Sheffield            | S.Sosa                |
| 1999        | 6          | J.Reed             | R.Palmeiro        | F.Vina             | S.Rolen            | B.Larkin            | E.Davis             | G.Sheffield            | S.Sosa                |
| 2000        | 2          | J.Flaherty         | R.Palmeiro        | E.Owens            | S.Rolen            | B.Larkin            | F.P.Santangelo      | G.Sheffield            | S.Sosa                |
| 2001        | 1          | <b>M.Meluskey</b>  | <b>R.Palmeiro</b> | <b>C.Stynes</b>    | <b>S.Rolen</b>     | <b>B.Larkin</b>     | <b>J.Hammonds</b>   | <b>G.Sheffield</b>     | <b>S.Sosa</b>         |
| 2002        | 7          | J.LaRue            | R.Palmeiro        | C.Stynes           | S.Rolen            | J.Vizcaino          | T.Goodwin           | G.Sheffield            | S.Sosa                |
| 2003        | 7          | J.LaRue            | R.Palmeiro        | R.Vazquez          | S.Rolen            | B.Larkin            | E.Durazo            | G.Sheffield            | S.Sosa                |
| 2004        | 5          | J.LaRue            | R.Palmeiro        | M.Giles            | S.Rolen            | R.Vazquez           | B.Abreu             | G.Sheffield            | S.Sosa                |
| 2005        | 7          | A.J.Pierzynski     | J.Franco          | M.Giles            | S.Rolen            | C.Izturis           | B.Abreu             | G.Sheffield            | K.Griffey             |
| 2006        | 3          | J.Larue            | T.Clark           | M.Giles            | F.Lopez            | O.Vizquel           | B.Abreu             | C.Tracy                | K.Griffey             |
| 2007        | 7          | R.Martin           | K.Millar          | M.Giles            | S.Rolen            | F.Lopez             | B.Abreu             | A.Ethier               | K.Griffey             |
| 2008        | 6          | R.Martin           | C.Jackson         | R.Belliard         | W.Harris           | O.Cabrera           | B.Abreu             | C.Young                | K.Griffey             |
| 2009        | 1          | R.Martin           | J.Votto           | M.Grudzielanek     | C.Jones            | O.Cabrera           | B.Abreu             | C.Jackson              | T.Wigginton           |
| 2010        | 4          | R.Martin           | J.Votto           | F.Lopez            | S.Rolen            | O.Cabrera           | B.Abreu             | W.Harris               | L.Nix                 |
| 2011        | 9          | R.Martin           | J.Votto           | T.Wigginton        | S.Rolen            | S.Castro            | B.Abreu             | C.Young                | W.Venable             |
| 2012        | 7          | R.Martin           | J.Votto           | R.Tejada           | S.Rolen            | S.Castro            | J.Heyward           | C.Young                | W.Venable             |
| 2013        | 1          | R.Martin           | J.Votto           | R.Theriot          | C.Headley          | S.Castro            | J.Heyward           | A.Craig                | W.Venable             |
| 2014        | 5          | J.Castro           | J.Votto           | M.Carpenter        | C.Headley          | S.Castro            | S.Marte             | A.Craig                | W.Venable             |
| 2015        | 3          | R.Martin           | M.Morse           | A.Rendon           | M.Carpenter        | S.Castro            | S.Marte             | C.Coghlan              | J.Heyward             |
| 2016        | 3          | R.Martin           | J.Votto           | M.Carpenter        | M.Prado            | N.Ahmed             | S.Marte             | R.Braun                | J.Heyward             |
| 2017        | 2          | J.Lucroy           | J.Votto           | D.Murphy           | A.Rendon           | P.Baez              | S.Marte             | R.Braun                | B.Zobrist             |
| <b>YR</b>   | <b>Pos</b> | <b>Catcher</b>     | <b>First Base</b> | <b>Second Base</b> | <b>Third Base</b>  | <b>Shortstop</b>    | <b>Outfield</b>     | <b>Outfield</b>        | <b>Outfield</b>       |
| <b>MOST</b> |            | <b>R.Martin(9)</b> | <b>J.Votto(8)</b> | <b>M.Giles(4)</b>  | <b>S.Rolen(12)</b> | <b>O.Smith(6)</b>   | <b>T.Raines(13)</b> | <b>G.Sheffield(11)</b> | <b>S.Sosa(11)</b>     |



DVAL Team History - Yearly Starters by Position

| YR   | Pos | Starter           | Starter           | Starter                | Starter         | Starter             | Closer                     |
|------|-----|-------------------|-------------------|------------------------|-----------------|---------------------|----------------------------|
| 1984 | 5   | B.Berenyi         | M.Soto            | P.Niekro               | N.Ryan          | J.DeLeon            | C.Diaz                     |
| 1985 | 3   | J.Tudor           | M.Soto            | P.Niekro               | B.Smith         | R.Burris            | C.Lefferts                 |
| 1986 | 4   | J.Tudor           | <b>M.Scott</b>    | <b>Niekro/Aguilera</b> | <b>B.Smith</b>  | <b>L.Hoyt</b>       | <b>G.Gossage</b>           |
| 1987 | 1   | J.Tudor           | <b>M.Scott</b>    | <b>B.Gullickson</b>    | <b>B.Smith</b>  | <b>V.Blue</b>       | <b>K.Tekulve</b>           |
| 1988 | 1   | J.DeLeon          | M.Scott           | B.Gullickson           | D.Drabek        | M.LaCoss            | T.Burke                    |
| 1989 | 1   | J.Tudor           | <b>M.Scott</b>    | <b>J.Smiley</b>        | <b>D.Drabek</b> | <b>D.Cone</b>       | <b>J.Agosto</b>            |
| 1990 | 1   | F.Viola           | M.Scott           | J.Smiley               | D.Drabek        | R.Reuschel          | D.Eckersley                |
| 1991 | 1   | F.Viola           | J.Armstrong       | J.Smiley               | D.Drabek        | D.Cone              | D.Eckersley                |
| 1992 | 5   | Z.Smith           | D.Kile            | J.Smiley               | D.Drabek        | D.Cone              | A.Pena                     |
| 1993 | 1   | <b>Z.Smith</b>    | <b>P.Schourek</b> | <b>J.Smiley</b>        | <b>D.Drabek</b> | <b>D.Cone</b>       | <b>D.Eckersley</b>         |
| 1994 | 8   | F.Viola           | D.Kile            | W.Whitehurst           | D.Drabek        | D.Cone              | R.Beck                     |
| 1995 | 2   | S.Trachsel        | D.Neagle          | J.Smiley               | D.Drabek        | D.Cone              | C.McElroy                  |
| 1996 | 3   | Trachsel/Urban    | D.Neagle          | J.Smiley               | D.Drabek        | D.Cone              | T.Fossas                   |
| 1997 | 1   | <b>S.Trachsel</b> | <b>D.Neagle</b>   | <b>J.Smiley</b>        | <b>D.Drabek</b> | <b>P.Wilson</b>     | <b>J.Shaw</b>              |
| 1998 | 4   | R.Garcia          | D.Neagle          | J.Smiley               | R.Bailey        | D.Cone              | J.Shaw                     |
| 1999 | 6   | B.Tomko           | D.Neagle          | S.Bergman              | J.Fassero       | D.Cone              | J.Shaw                     |
| 2000 | 2   | B.Tomko           | J.Vazquez         | S.Parris               | R.Person        | D.Cone              | J.Shaw                     |
| 2001 | 1   | <b>M.Hampton</b>  | <b>J.Vazquez</b>  | <b>T.Ritchie</b>       | <b>C.Smith</b>  | <b>Dessens/Chen</b> | <b>T.Hoffman</b>           |
| 2002 | 7   | M.Hampton         | J.Vazquez         | T.Ritchie              | D.Williams      | E.Dessens           | Fassero/Van Poppel/Cabrera |
| 2003 | 7   | M.Hampton         | J.Vazquez         | R.Dempster             | A.J.Burnett     | J.D'Amico           | J.Acevedo                  |
| 2004 | 5   | M.Hampton         | J.Vazquez         | P.Wilson               | B.Tomko         | J.D'Amico           | M.Koplove                  |
| 2005 | 7   | M.Hampton         | J.Vazquez         | P.Wilson               | C.Silva         | Prior/Burnett       | T.Hoffman                  |
| 2006 | 3   | M.Prior           | J.Vazquez         | D.Haren                | C.Silva         | A.J.Burnett         | T.Jones                    |
| 2007 | 7   | S.Olsen           | J.Vazquez         | D.Haren                | A.Reyes         | A.J.Burnett         | B.Wickman                  |
| 2008 | 6   | J.Peavy           | J.Vazquez         | D.Haren                | C.Billingsley   | A.J.Burnett         | L.Gardner                  |
| 2009 | 1   | J.Peavy           | J.Vazquez         | D.Haren                | C.Billingsley   | A.J.Burnett         | C.Wade                     |
| 2010 | 4   | J.Peavy           | J.Vazquez         | D.Haren                | C.Billingsley   | C.Morton            | T.Hoffman                  |
| 2011 | 9   | J.Peavy           | J.Vazquez         | D.Haren                | C.Billingsley   | J.Westbrook         | K.Jansen                   |
| 2012 | 7   | J.Peavy           | K.Correia         | D.Haren                | C.Billingsley   | J.Westbrook         | R.Madson                   |
| 2013 | 1   | J.Peavy           | A.Harang          | D.Haren                | C.Billingsley   | J.Westbrook         | K.Medlen                   |
| 2014 | 5   | J.Peavy           | J.Teheran         | D.Haren                | K.Medlen        | J.Turner            | K.Jansen                   |
| 2015 | 3   | J.Peavy           | J.Teheran         | D.Haren                | G.Cole          | R.DeLaRosa          | D.Storen                   |
| 2016 | 3   | C.Martinez        | J.Teheran         | D.Haren                | G.Cole          | J.Arrieta           | K.Jansen                   |
| 2017 | 2   | C.Martinez        | J.Teheran         | R.Hill/W.Peralta       | G.Cole          | J.Arrieta           | K.Jansen                   |
| YR   | Pos | Starter           | Starter           | Starter                | Starter         | Starter             | Closer                     |
| MOST |     | J.Vazquez(12)     | D.Haren(11)       | D.Cone(10)             | D.Drabek(10)    | J.Smiley(9)         | J.Shaw(4)<br>K.Jansen(4)   |

LOS ANGELES DODGERS

(bold = World Series Champs)

| YR   | Pos | Catcher           | First Base         | Second Base        | Third Base        | Shortstop        | Outfield        | Outfield            | Outfield         |
|------|-----|-------------------|--------------------|--------------------|-------------------|------------------|-----------------|---------------------|------------------|
| 1984 | 1   | T.Kennedy         | S.Garvey           | S.Sax              | T.Wallach         | L.Salazar        | A.Dawson        | D.Strawberry        | K.Landreaux      |
| 1985 | 6   | B.Brenly          | S.Garvey           | J.Ray              | T.Wallach         | D.Anderson       | A.Dawson        | D.Strawberry        | J.Mumphrey       |
| 1986 | 6   | B.Brenly          | G.Brock            | J.Ray              | B.Madlock         | S.Dunston        | G.Wilson        | D.Strawberry        | V.Coleman        |
| 1987 | 6   | B.Brenly          | K.Hernandez        | J.Ray              | K.Mitchell        | S.Dunston        | A.Dawson        | D.Strawberry        | B.Bonds          |
| 1988 | 2   | <b>B.Brenly</b>   | <b>K.Hernandez</b> | <b>T.Teufel</b>    | <b>K.Mitchell</b> | <b>J.Uribe</b>   | <b>A.Dawson</b> | <b>D.Strawberry</b> | <b>V.Coleman</b> |
| 1989 | 2   | M.LaValliere      | M.Grace            | J.Ray              | K.Mitchell        | J.Uribe          | A.Dawson        | D.Strawberry        | B.Bonds          |
| 1990 | 3   | N.Santovenia      | M.Grace            | J.Ray              | K.Mitchell        | S.Dunston        | V.Coleman       | D.Strawberry        | B.Bonds          |
| 1991 | 4   | T.Zeile           | M.Grace            | D.DeShields        | M.Williams        | S.Dunston        | K.Mitchell      | D.Strawberry        | B.Bonds          |
| 1992 | 3   | M.LaValliere      | M.Grace            | B.Doran            | M.Williams        | S.Dunston        | K.Mitchell      | D.Strawberry        | B.Bonds          |
| 1993 | 3   | Laval/Olson       | M.Grace            | D.DeShields        | M.Williams        | J.Vizcaino       | K.Mitchell      | R.Sanders           | B.Bonds          |
| 1994 | 2   | B.Santiago        | M.Grace            | D.DeShields        | M.Williams        | J.Vizcaino       | J.Conine        | R.Sanders           | B.Bonds          |
| 1995 | 4   | B.Santiago        | M.Grace            | D.DeShields        | M.Williams        | S.Dunston        | J.Conine        | R.Sanders           | B.Bonds          |
| 1996 | 1   | <b>B.Santiago</b> | <b>M.Grace</b>     | <b>D.DeShields</b> | <b>M.Williams</b> | <b>S.Dunston</b> | <b>J.Conine</b> | <b>R.Sanders</b>    | <b>B.Bonds</b>   |
| 1997 | 2   | B.Santiago        | M.Grace            | D.DeShields        | M.Williams        | R.Ordonez        | J.Conine        | R.Kelly             | B.Bonds          |
| 1998 | 7   | M.Lieberthal      | M.Grace            | D.DeShields        | M.Williams        | S.Dunston        | M.Tucker        | R.Kelly             | B.Bonds          |
| 1999 | 6   | M.Lieberthal      | M.Grace            | D.DeShields        | M.Williams        | D.Relafor        | D.Glanville     | R.Sanders           | B.Bonds          |
| 2000 | 4   | M.Lieberthal      | M.Grace            | W.Morris           | M.Williams        | A.Gonzalez       | D.Glanville     | R.Sanders           | B.Bonds          |
| 2001 | 9   | M.Lieberthal      | M.Grace            | D.DeShields        | P.Nevin           | J.Lugo           | D.Glanville     | J.Payton            | B.Bonds          |
| 2002 | 5   | B.Mayne           | M.Grace            | M.Anderson         | P.Nevin           | J.Lugo           | J.Pierre        | R.Sanders           | B.Bonds          |
| 2003 | 5   | M.Lieberthal      | A.Dunn             | D.Jimenez          | P.Nevin           | M.Bellhorn       | K.Lofton        | R.Sanders           | B.Bonds          |
| 2004 | 4   | M.Lieberthal      | J.Thome            | D.Jimenez          | S.Hillenbrand     | J.Lugo           | J.Pierre        | R.Sanders           | B.Bonds          |
| 2005 | 1   | M.Lieberthal      | J.Thome            | D.Jimenez          | S.Hillenbrand     | J.Lugo           | J.Pierre        | R.Sanders           | B.Bonds          |

DVAL Team History - Yearly Starters by Position

|             |            |                        |                    |                       |                       |                     |                    |                      |                        |
|-------------|------------|------------------------|--------------------|-----------------------|-----------------------|---------------------|--------------------|----------------------|------------------------|
| 2006        | 4          | M.Lieberthal           | R.Howard           | J.Carroll             | S.Hillenbrand         | J.Lugo              | K.Lofton           | J.Hairston           | R.Langerhans           |
| 2007        | 10         | J.Kendall              | R.Howard           | J.Carroll             | S.Hillenbrand         | J.Lugo              | K.Lofton           | J.Jones              | B.Bonds                |
| 2008        | 7          | C.Ruiz                 | R.Howard           | K.Johnson             | G.Dobbs               | J.Lugo              | K.Lofton           | C.Duncan             | B.Bonds                |
| 2009        | 11         | C.Snyder               | R.Howard           | K.Johnson             | J.Keppinger           | J.Lugo              | L.Scott            | J.Werth              | L.Gonzalez             |
| 2010        | 7          | C.Ruiz                 | R.Howard           | K.Johnson             | J.Keppinger           | B.Ryan              | L.Scott            | J.Werth              | M.Diaz                 |
| 2011        | 2          | C.Ruiz                 | R.Howard           | K.Johnson             | C.Johnson             | B.Ryan              | L.Scott            | J.Werth              | T.Colvin               |
| 2012        | 11         | C.Ruiz                 | R.Howard           | D.Descalso            | J.Keppinger           | B.Ryan              | M.Cabrera          | J.Werth              | G.Parra                |
| 2013        | 8          | C.Ruiz                 | T.Colvin           | K.Johnson             | C.Johnson             | E.Cabrera           | M.Cabrera          | B.Harper             | G.Parra                |
| 2014        | 2          | E.Gattis               | K.Johnson          | J.Keppinger           | C.Johnson             | E.Cabrera           | J.Werth            | B.Harper             | G.Parra                |
| 2015        | 9          | E.Gattis               | M.Adams            | S.Gennett             | K.Johnson             | E.Cabrera           | J.Werth            | B.Harper             | C.Yelich               |
| 2016        | 9          | D.Norris               | R.Howard           | W.Flores              | M.Franco              | E.Suarez            | Parra.G            | B.Harper             | C.Yelich               |
| 2017        | 9          | E.Gattis               | T.Joseph           | C.Owings              | M.Franco              | E.Suarez            | Parra.G            | B.Harper             | C.Yelich               |
| <b>YR</b>   | <b>Pos</b> | <b>Catcher</b>         | <b>First Base</b>  | <b>Second Base</b>    | <b>Third Base</b>     | <b>Shortstop</b>    | <b>Outfield</b>    | <b>Outfield</b>      | <b>Outfield</b>        |
| <b>MOST</b> |            | <b>M.Lieberthal(8)</b> | <b>M.Grace(14)</b> | <b>D.DeShields(8)</b> | <b>M.Williams(10)</b> | <b>S.Dunston(8)</b> | <b>B.Bonds(20)</b> | <b>R.Sanders(10)</b> | <b>D.Strawberry(9)</b> |

| YR          | Pos        | Starter             | Starter             | Starter             | Starter           | Starter              | Closer            |
|-------------|------------|---------------------|---------------------|---------------------|-------------------|----------------------|-------------------|
| 1984        | 1          | B.Knepper           | B.Welch             | J.Reuss             | R.Honeycutt       | A.Pena               | Nieden/Howe       |
| 1985        | 6          | R.Darling           | B.Welch             | Fernand/Reuss       | R.Honeycutt       | J.Price              | D.Smith           |
| 1986        | 6          | R.Darling           | B.Welch             | S.Fernandez         | R.Mahler          | T.Browning           | D.Smith           |
| 1987        | 6          | T.Browning          | R.Darling           | S.Fernandez         | R.Honeycutt       | D.Darwin             | F.Williams        |
| 1988        | 2          | <b>N.Heaton</b>     | <b>R.Darling</b>    | <b>S.Fernandez</b>  | <b>J.Magrane</b>  | <b>D.Darwin</b>      | <b>D.Smith</b>    |
| 1989        | 2          | P.Perez             | R.Darling           | D.Martinez          | J.Magrane         | T.Browning           | R.Dibble          |
| 1990        | 3          | J.Smoltz            | S.Garrelts          | S.Fernandez         | J.Magrane         | T.Browning           | R.Dibble          |
| 1991        | 4          | J.Smoltz            | R.Martinez          | S.Fernandez         | J.Magrane         | T.Browning           | D.Smith           |
| 1992        | 3          | J.Smoltz            | R.Martinez          | O.Olivares          | S.Avery           | T.Browning           | J.Fassero         |
| 1993        | 3          | J.Smoltz            | R.Cormier           | S.Fernandez         | S.Avery           | T.Candiotti          | M.Rojas           |
| 1994        | 2          | J.Smoltz            | R.Martinez          | J.Fassero           | S.Avery           | T.Candiotti          | G.McMichael       |
| 1995        | 4          | K.Mercker           | R.Martinez          | J.Fassero           | S.Avery           | T.Candiotti          | R.Nen             |
| 1996        | 1          | <b>J.Smoltz</b>     | <b>R.Martinez</b>   | <b>H.Nomo</b>       | <b>P.Schourek</b> | <b>T.Candiotti</b>   | <b>M.Wohlbers</b> |
| 1997        | 2          | J.Smoltz            | R.Martinez          | H.Nomo              | S.Avery           | U.Urbina             | R.Nen             |
| 1998        | 7          | J.Smoltz            | R.Martinez          | H.Nomo              | D.Hermanson       | L.Hernandez          | J.Frascatore      |
| 1999        | 6          | J.Smoltz            | K.Millwood          | Telemaco/Silva      | D.Hermanson       | P.Schourek           | R.Nen             |
| 2000        | 4          | J.Smoltz            | K.Millwood          | H.Nomo              | D.Hermanson       | M.Thurman            | A.Benitez         |
| 2001        | 9          | B.Tollberg          | K.Millwood          | H.Nomo              | D.Hermanson       | P.Schourek           | R.Nen             |
| 2002        | 5          | B.Penny             | Tollberg/Adams      | H.Nomo              | R.Oswalt          | W.Miller             | R.Nen             |
| 2003        | 5          | J.Simontacchi       | K.Millwood          | H.Nomo              | R.Oswalt          | W.Miller             | R.Nen             |
| 2004        | 4          | B.Penny             | K.Millwood          | T.Redding           | R.Oswalt          | W.Miller             | T.Adams           |
| 2005        | 1          | B.Penny             | J.Weaver            | J.Suppan            | R.Oswalt          | W.Miller             | A.Benitez         |
| 2006        | 4          | B.Penny/Z.Duke      | N.Lowry             | J.Suppan            | R.Oswalt          | B.Myers              | S.Linebrink       |
| 2007        | 10         | B.Penny             | J.Johnson           | J.Suppan            | R.Oswalt          | B.Myers              | P.Feliciano       |
| 2008        | 7          | B.Penny             | N.Lowry             | J.Suppan            | C.Hamels          | R.Hill               | P.Feliciano       |
| 2009        | 11         | B.Penny             | Z.Duke              | C.Kershaw           | C.Hamels          | B.Myers              | G.Geary           |
| 2010        | 7          | C.Lee               | Z.Duke              | C.Kershaw           | C.Hamels          | J.Johnson            | B.Wilson          |
| 2011        | 2          | C.Lee               | B.Myers             | C.Kershaw           | C.Hamels          | J.Johnson            | B.Wilson          |
| 2012        | 11         | C.Lee               | M.Minor             | C.Kershaw           | C.Hamels          | B.Norris             | C.Perez           |
| 2013        | 8          | C.Lee               | L.Lynn              | C.Kershaw           | C.Hamels          | J.Johnson            | J.Papelbon        |
| 2014        | 2          | Z.Greinke           | M.Minor             | C.Kershaw           | C.Hamels          | A.Cashner            | S.Cishek          |
| 2015        | 9          | Z.Greinke           | L.Lynn              | C.Kershaw           | C.Hamels          | W.Peralta            | K.Giles           |
| 2016        | 9          | Z.Greinke           | L.Lynn              | C.Kershaw           | C.Hamels          | A.Nola/J.Nicolino    | K.Giles           |
| 2017        | 9          | Z.Greinke           | M.Foltynewicz       | C.Kershaw           | C.Hamels          | A.Nola               | S.Cishek          |
| <b>YR</b>   | <b>Pos</b> | <b>Starter</b>      | <b>Starter</b>      | <b>Starter</b>      | <b>Starter</b>    | <b>Starter</b>       | <b>Closer</b>     |
| <b>MOST</b> |            | <b>J.Smoltz(10)</b> | <b>C.Hamels(10)</b> | <b>C.Kershaw(9)</b> | <b>B.Penny(7)</b> | <b>R.Martinez(7)</b> | <b>R.Nen(6)</b>   |
|             |            |                     |                     |                     |                   | <b>H.Nomo(7)</b>     |                   |

Milwaukee Brewers (Houston Astros)

(bold = World Series Champs)

| YR   | Pos | Catcher  | First Base | Second Base | Third Base | Shortstop   | Outfield  | Outfield | Outfield |
|------|-----|----------|------------|-------------|------------|-------------|-----------|----------|----------|
| 1984 |     |          |            |             |            |             |           |          |          |
| 1985 |     |          |            |             |            |             |           |          |          |
| 1986 |     |          |            |             |            |             |           |          |          |
| 1987 |     |          |            |             |            |             |           |          |          |
| 1988 |     |          |            |             |            |             |           |          |          |
| 1989 |     |          |            |             |            |             |           |          |          |
| 1990 |     |          |            |             |            |             |           |          |          |
| 1991 | 10  | J.Oliver | G.Davis    | T.Herr      | J.King     | Elster/Bell | M.Grissom | L.Walker | R.Deer   |



DVAL Team History - Yearly Starters by Position

|      |           |               |           |                |               |             |
|------|-----------|---------------|-----------|----------------|---------------|-------------|
| MOST | R.Reed(7) | W.Williams(7) | K.Wood(6) | O.Hershiser(5) | J.Hamilton(5) | B.Wagner(8) |
|------|-----------|---------------|-----------|----------------|---------------|-------------|

**NEW YORK METS**

(bold = World Series Champs)

| YR   | Pos | Catcher           | First Base         | Second Base      | Third Base         | Shortstop         | Outfield        | Outfield          | Outfield            |
|------|-----|-------------------|--------------------|------------------|--------------------|-------------------|-----------------|-------------------|---------------------|
| 1984 |     |                   |                    |                  |                    |                   |                 |                   |                     |
| 1985 |     |                   |                    |                  |                    |                   |                 |                   |                     |
| 1986 | 8   | M.Fitzgerald      | J.Thompson         | T.Flannery       | R.Schu             | R.Ramirez         | L.Smith         | C.Martinez        | T.Francona          |
| 1987 | 7   | B.Diaz            | N.Esasky           | R.Thompson       | C.Brown            | T.Foley           | L.Smith         | L.Dykstra         | G.Wilson            |
| 1988 | 9   | B.Diaz            | J.Clark            | V.Law            | N.Esasky           | B.Larkin          | K.Bass          | L.Dykstra         | J.Shelby            |
| 1989 | 3   | O.Virgil          | J.Clark            | J.Lind           | V.Law              | B.Larkin          | T.Brunansky     | P.Bradley         | C.Washington        |
| 1990 | 2   | <b>C.Biggio</b>   | <b>R.Milligan</b>  | <b>S.Sax</b>     | <b>G.Jefferies</b> | <b>B.Larkin</b>   | <b>L.Smith</b>  | <b>P.Bradley</b>  | <b>C.Washington</b> |
| 1991 | 2   | C.Biggio          | R.Milligan         | S.Sax            | G.Jefferies        | B.Larkin          | L.Smith         | C.James           | D.Boston            |
| 1992 | 1   | <b>C.Biggio</b>   | <b>H.Morris</b>    | <b>S.Sax</b>     | <b>G.Jefferies</b> | <b>B.Larkin</b>   | <b>L.Smith</b>  | <b>C.Davis</b>    | <b>M.Thompson</b>   |
| 1993 | 2   | B.Santiago        | H.Morris           | C.Biggio         | G.Jefferies        | B.Larkin          | O.Merced        | B.Gilkey          | C.Snyder            |
| 1994 | 3   | R.Wilkins         | G.Jefferies        | C.Biggio         | T.Pendleton        | B.Larkin          | B.Butler        | B.Gilkey          | O.Merced            |
| 1995 | 1   | <b>R.Wilkins</b>  | <b>G.Jefferies</b> | <b>C.Biggio</b>  | <b>T.Pendleton</b> | <b>B.Larkin</b>   | <b>B.Butler</b> | <b>M.Kingery</b>  | <b>G.Hill</b>       |
| 1996 | 5   | M.Parent          | G.Jefferies        | C.Biggio         | T.Pendleton        | B.Larkin          | B.Butler        | B.Gilkey          | G.Hill              |
| 1997 | 3   | R.Wilkins         | M.Johnson          | C.Biggio         | T.Zeile            | B.Larkin          | R.Henderson     | B.Gilkey          | G.Vaughn            |
| 1998 | 9   | B.Johnson         | J.King             | C.Biggio         | T.Zeile            | B.Larkin          | K.Young         | B.Gilkey          | G.Hill              |
| 1999 | 9   | B.Johnson         | J.King             | C.Biggio         | K.Young            | W.Weiss           | D.White         | G.Jefferies       | R.Gant              |
| 2000 | 9   | T.Lampkin         | P.Konerko          | P.Reese          | K.Young            | R.Sanchez         | J.D.Drew        | H.Rodriguez       | R.Gant              |
| 2001 | 12  | T.Hundley         | J.T.Snow           | P.Reese          | J.Cirillo          | R.Sanchez         | J.D.Drew        | L.Berkman         | P.Burrell           |
| 2002 | 9   | B.Davis           | P.Konerko          | A.Kennedy        | J.Cirillo          | R.Sanchez         | J.D.Drew        | L.Berkman         | M.Alou              |
| 2003 | 6   | B.Santiago        | P.Konerko          | A.Kennedy        | J.Cirillo          | R.Aurilia         | C.Floyd         | L.Berkman         | P.Burrell           |
| 2004 | 10  | B.Santiago        | R.Simon            | A.Kennedy        | A.Cintron          | R.Aurilia         | S.Green         | L.Berkman         | J.Cruz              |
| 2005 | 9   | J.Lopez           | J.T.Snow           | A.Kennedy        | A.Cintron          | B.Larkin          | S.Green         | L.Berkman         | J.Edmonds           |
| 2006 | 10  | J.Lopez           | L.Berkman          | A.Kennedy        | D.Bell             | R.Aurilia         | S.Green         | J.Cruz            | J.Edmonds           |
| 2007 | 7   | J.Willingham      | R.Sexson           | A.Kennedy        | M.Ensberg          | R.Aurilia         | S.Green         | L.Berkman         | S.Victorino         |
| 2008 | 10  | R.Paulino         | S.Hatteberg        | J.Vidro          | K.Kouzmanoff       | M.DeRosa          | J.Pierre        | L.Berkman         | S.Victorino         |
| 2009 | 8   | D.Navarro         | L.Berkman          | A.Kennedy        | M.DeRosa           | M.Tejada          | R.Ludwick       | K.Fukodome        | S.Victorino         |
| 2010 | 6   | <b>R.Paulino</b>  | <b>L.Berkman</b>   | <b>A.Kennedy</b> | <b>M.Lowell</b>    | <b>M.Tejada</b>   | <b>R.Ibanez</b> | <b>K.Fukodome</b> | <b>J.Pierre</b>     |
| 2011 | 12  | R.Paulino         | L.Berkman          | A.Kennedy        | P.Alvarez          | R.Cedeno          | R.Ibanez        | Morrison/Morse    | J.Bruce             |
| 2012 | 10  | W.Ramos           | F.Freeman          | J.Turner         | G.Dobbs            | R.Cedeno          | M.Morse         | L.Berkman         | J.Bruce             |
| 2013 | 10  | A.J.Ellis         | F.Freeman          | J.Altuve         | P.Alvarez          | B.Crawford        | M.Morse         | G.Dobbs           | J.Bruce             |
| 2014 | 5   | <b>D.Mesoraco</b> | <b>F.Freeman</b>   | <b>J.Altuve</b>  | <b>P.Alvarez</b>   | <b>B.Crawford</b> | <b>D.Brown</b>  | <b>M.Holliday</b> | <b>J.Bruce</b>      |
| 2015 | 7   | D.Mesoraco        | F.Freeman          | J.Altuve         | P.Alvarez          | B.Crawford        | S.Smith         | A.Eaton           | R.Braun             |
| 2016 | 6   | W.Ramos           | F.Freeman          | J.Altuve         | J.Turner           | B.Crawford        | S.Smith         | A.Eaton           | J.Bruce             |
| 2017 | 1   | W.Ramos           | F.Freeman          | J.Altuve         | J.Turner           | B.Crawford        | S.Piscotty      | A.Eaton           | W.Myers             |
| YR   | Pos | Catcher           | First Base         | Second Base      | Third Base         | Shortstop         | Outfield        | Outfield          | Outfield            |
| MOST |     | C.Biggio(3)       | F.Freeman(6)       | A.Kennedy(9)     | G.Jefferies(4)     | B.Larkin(11)      | L.Berkman(8)    | B.Gilkey(5)       | L.Smith(5)          |
|      |     | R.Wilkins(3)      |                    |                  | P.Alvarez(4)       |                   |                 |                   |                     |
|      |     | R.Paulino(3)      |                    |                  |                    |                   |                 |                   |                     |

| YR   | Pos | Starter         | Starter         | Starter           | Starter             | Starter              | Closer            |
|------|-----|-----------------|-----------------|-------------------|---------------------|----------------------|-------------------|
| 1984 |     |                 |                 |                   |                     |                      |                   |
| 1985 |     |                 |                 |                   |                     |                      |                   |
| 1986 | 8   | A.Hammaker      | E.Whitson       | L.Tunnell         | D.Palmer            | D.Schatzeder         | B.Dawley          |
| 1987 | 7   | R.Mahler        | R.Aguilera      | J.Johnson         | Z.Smith             | Moyer/Walk           | M.Davis           |
| 1988 | 9   | D.Carman        | G.Hoffman       | M.Grant           | Z.Smith             | J.Jones              | J.Robinson        |
| 1989 | 3   | G.Maddux        | J.DeLeon        | B.Knepper         | B.Smith             | B.Walk               | R.Myers           |
| 1990 | 2   | <b>G.Maddux</b> | <b>J.DeLeon</b> | <b>M.Bielecki</b> | <b>B.Smith</b>      | <b>T.Leary</b>       | <b>L.Andersen</b> |
| 1991 | 2   | G.Maddux        | An.Benes        | T.Leary           | R.Robinson          | G.A.Harr/Mullh       | L.Andersen        |
| 1992 | 1   | <b>G.Maddux</b> | <b>An.Benes</b> | <b>T.Greene</b>   | <b>B.Gullickson</b> | <b>T.Mullholland</b> | <b>L.Smith</b>    |
| 1993 | 2   | G.Maddux        | An.Benes        | J.Jones           | B.Gullickson        | T.Mullholland        | J.Howell          |
| 1994 | 3   | G.Maddux        | An.Benes        | T.Greene          | G.Hibbard           | T.Mullholland        | J.Howell          |
| 1995 | 1   | <b>G.Maddux</b> | <b>An.Benes</b> | <b>A.Ashby</b>    | <b>Z.Smith</b>      | <b>V.Palacios</b>    | <b>L.Smith</b>    |
| 1996 | 5   | G.Maddux        | An.Benes        | A.Ashby           | M.Portugal          | J.Fassero            | S.Reed            |
| 1997 | 3   | G.Maddux        | An.Benes        | A.Ashby           | M.Portugal          | J.Fassero            | Botten/Worrell    |
| 1998 | 9   | G.Maddux        | An.Benes        | A.Ashby           | T.Belcher           | J.Fassero            | J.Franco          |
| 1999 | 9   | G.Maddux        | An.Benes        | A.Ashby           | J.Lima              | B.Meadows            | S.Reed            |
| 2000 | 9   | M.Clement       | M.Morgan        | K.Benson          | B.Bohanon           | B.Meadows            | Graves/Franco     |
| 2001 | 12  | M.Clement       | S.Elarton       | K.Benson          | B.Bohanon           | Valdes/Rose          | D.Graves          |
| 2002 | 9   | M.Clement       | K.Jarvis        | J.Baldwin         | R.Johnson           | I.Valdes             | K.Farnsworth      |
| 2003 | 6   | M.Clement       | Od.Perez        | C.Finley          | D.Wells             | I.Valdes             | D.Holmes          |
| 2004 | 10  | M.Clement       | Od.Perez        | J.Robertson       | J.Seo               | C.Vargas             | O.Villareal       |

DVAL Team History - Yearly Starters by Position

|             |            |                |                 |                |                |  |                                |
|-------------|------------|----------------|-----------------|----------------|----------------|--|--------------------------------|
| 2005        | 9          | M.Clement      | Od.Perez        | E.Milton       | G.Maddux       | J.Wright                                   | R.King                         |
| 2006        | 10         | M.Clement      | Od.Perez        | C.Vargas       | G.Maddux       | C.Fossum                                   | K.Farnsworth                   |
| 2007        | 7          | C.Park         | Od.Perez        | C.Vargas       | J.Moyer        | J.Wright                                   | O.Villareal                    |
| 2008        | 10         | D.Davis        | M.Belisle       | C.Vargas       | J.Moyer        | J.Germano                                  | R.Soriano                      |
| 2009        | 8          | D.Davis        | Od.Perez        | R.Johnson      | R.Wolf         | P.Byrd                                     | B.Lidge                        |
| 2010        | 6          | D.Davis        | J.A.Happ        | R.Johnson      | R.Wolf         | H.Bailey                                   | R.Franklin                     |
| 2011        | 12         | J.Saunders     | A.Harang        | J.Lannan       | R.Wolf         | H.Bailey                                   | E.Meek                         |
| 2012        | 10         | J.Saunders     | A.Harang        | J.Lannan       | R.Wolf         | H.Bailey                                   | K.Farnsworth                   |
| 2013        | 10         | J.Saunders     | G.Gonzalez      | A.J.Burnett    | J.Lyles        | H.Bailey                                   | R.Mattheus                     |
| 2014        | 5          | H.Kuroda       | G.Gonzalez      | A.J.Burnett    | D.Gee          | H.Bailey                                   | B.Kintzler                     |
| 2015        | 7          | H.Kuroda       | Gonzalez/Bailey | E.Santana      | B.Colon        | J.Cosart                                   | A.Miller                       |
| 2016        | 6          | J.Lester       | G.Gonzalez      | R.DeLaRosa     | B.Colon        | B.Anderson                                 | A.Miller                       |
| 2017        | 1          | J.Lester       | Gonzalez/Tailon | K.Maeda        | B.Colon        | E.Santana                                  | A.Miller                       |
| <b>YR</b>   | <b>Pos</b> | <b>Starter</b> | <b>Starter</b>  | <b>Starter</b> | <b>Starter</b> | <b>Starter</b>                             | <b>Closer</b>                  |
| <b>MOST</b> |            | G.Maddux(13)   | An.Benes(9)     | M.Clement(7)   | H.Bailey(6)    | Od.Perez(5)<br>A.Ashby(5)<br>G.Gonzalez(5) | K.Farnsworth(3)<br>A.Miller(3) |

PHILADELPHIA PHILLIES

(bold = World Series Champs)

| YR          | Pos        | Catcher                                    | First Base        | Second Base        | Third Base        | Shortstop                   | Outfield        | Outfield        | Outfield                     |
|-------------|------------|--|-------------------|--------------------|-------------------|-----------------------------|-----------------|-----------------|------------------------------|
| 1984        | 5          | B.Diaz                                     | R.Knight          | J.Ray              | M.Schmidt         | I.DeJesus                   | J.Cruz          | J.LeFebvre      | G.Gross                      |
| 1985        | 8          | O.Virgil                                   | M.Easler          | J.Samuel           | H.Brooks          | I.DeJesus                   | B.Dernier       | S.Lezcano       | G.Mathews                    |
| 1986        | 7          | O.Virgil                                   | K.Moreland        | J.Samuel           | V.Law             | H.Brooks                    | K.Bass          | C.Washington    | G.Mathews                    |
| 1987        | 8          | O.Virgil                                   | W.Clark           | J.Samuel           | R.Knight          | H.Brooks                    | K.Bass          | M.Easler        | G.Mathews                    |
| 1988        | 8          | O.Virgil                                   | W.Clark           | J.Samuel           | M.Trillo          | H.Brooks                    | B.Butler        | C.Maldonado     | J.Mumphrey                   |
| 1989        | 6          | D.Berryhill                                | W.Clark           | J.Samuel           | C.Sabo            | R.Ramirez                   | B.Butler        | R.Palmeiro      | H.Brooks                     |
| 1990        | 9          | B.Santiago                                 | W.Clark           | Lind/Oester        | L.Salazar         | R.Ramirez                   | B.Butler        | D.Smith         | H.Brooks                     |
| 1991        | 8          | B.Santiago                                 | W.Clark           | J.Lind             | C.Sabo            | H.Brooks                    | B.Butler        | E.Yelding       | D.Justice                    |
| 1992        | 7          | B.Santiago                                 | W.Clark           | J.Lind             | C.Sabo            | K.Elster                    | B.Butler        | R.Lankford      | I.Calderon                   |
| 1993        | 3          | E.Taubensee                                | W.Clark           | J.Lind             | T.Pendleton       | D.Schofield                 | B.Butler        | R.Lankford      | M.Alou                       |
| 1994        | 9          | E.Taubensee                                | W.Clark           | M.Duncan           | B.Roberts         | M.Lansing                   | D.Smith         | R.Lankford      | M.Alou                       |
| 1995        | 7          | E.Taubensee                                | W.Clark           | B.Roberts          | T.Zeile           | M.Lansing                   | R.Mondesi       | R.Kelly         | M.Alou                       |
| 1996        | 7          | J.Girardi                                  | F.McGriff         | S.Owen             | B.Roberts         | M.Lansing                   | R.Mondesi       | E.Burks         | M.Alou                       |
| 1997        | 7          | J.Girardi                                  | F.McGriff         | M.Lansing          | B.Huskey          | K.Stocker                   | R.Mondesi       | E.Burks         | B.McRae                      |
| 1998        | 1          | J.Girardi                                  | W.Joyner          | M.Lansing          | B.Huskey          | K.Stocker                   | R.Mondesi       | E.Burks         | J.Burnitz                    |
| 1999        | 10         | C.Hernandez                                | J.Olerud          | J.Offerman         | J.Hernandez       | C.Gomez                     | S.Javier        | C.Everett       | J.Burnitz                    |
| 2000        | 6          | C.Widger                                   | J.Olerud          | Q.Veras            | R.Ventura         | D.Berg                      | J.Dye           | C.Everett       | G.Williams                   |
| 2001        | 9          | J.Flaherty                                 | J.Olerud          | C.Biggio           | R.Ventura         | P.Meares                    | J.Dye           | S.Finley        | M.Tucker                     |
| 2002        | 8          | B.Ausmus                                   | J.Kent            | C.Biggio           | P.Polanco         | R.Clayton                   | J.Dye           | E.Burks         | R.Henderson                  |
| 2003        | 9          | D.Miller                                   | F.McGriff         | J.Kent             | J.Blum            | A.S.Gonzalez                | J.Encarnacion   | E.Burks         | B.Jordan                     |
| 2004        | 9          | D.Miller                                   | T.Martinez        | E.Young            | V.Castilla        | A.S.Gonzalez                | C.Jones         | T.Redman        | M.Alou                       |
| 2005        | 3          | D.Miller                                   | T.Helton          | R.Durham           | V.Castilla        | A.Everett                   | E.Young         | M.Lawton        | M.Alou                       |
| 2006        | 4          | D.Miller                                   | T.Helton          | J.Castillo         | F.Sanchez         | A.Everett                   | J.Encarnacion   | G.Sheffield     | M.Alou                       |
| 2007        | 2          | J.Estrada                                  | T.Helton          | R.Durham           | F.Sanchez         | A.Everett                   | E.Byrnes        | J.D.Drew        | M.Diaz                       |
| 2008        | 10         | J.Estrada                                  | T.Helton          | R.Durham           | J.Bautista        | F.Sanchez                   | L.Scott         | G.Sheffield     | J.Hamilton                   |
| 2009        | 10         | R.Barajas                                  | C.Delgado         | R.Durham           | J.Cantu           | C.Guzman                    | R.Johnson       | G.Blanco        | J.Hamilton                   |
| 2010        | 2          | J.Baker                                    | J.Cantu           | D.Eckstein         | J.Urube           | C.Guzman                    | G.Jones         | M.Holliday      | J.Hamilton                   |
| 2011        | 11         | N.Hundley                                  | G.Jones           | D.Eckstein         | J.Cantu           | J.Carroll                   | A.Torres        | M.Holliday      | J.Hamilton                   |
| 2012        | 4          | N.Hundley                                  | M.Teixeira        | J.Carroll          | R.Roberts         | C.Barnes                    | J.Guzman        | M.Holliday      | J.Hamilton                   |
| 2013        | 11         | K.Suzuki                                   | M.Teixeira        | D.Solano           | R.Roberts         | J.Carroll                   | R.Ludwick       | M.Holliday      | J.Hamilton                   |
| 2014        | 12         | N.Hundley                                  | J.Morneau         | A.Hill             | M.Dominguez       | Y.Escobar                   | J.Tabata        | D.Span          | J.Hamilton                   |
| 2015        | 1          | K.Suzuki                                   | J.Morneau         | J.Harrison         | T.Frazier         | Y.Escobar                   | J.Ruggiano      | D.Span          | M.Holliday                   |
| 2016        | 2          | N.Hundley                                  | M.Teixeira        | B.Phillips         | A.Cabrera         | Y.Escobar                   | C.Granderson    | Span/Holliday   | D.Fowler                     |
| 2017        | 11         | K.Suzuki                                   | C.Carter          | Harrison,J         | A.Cabrera         | Y.Escobar                   | C.Granderson    | J.Pederson      | J.Reddick                    |
| <b>YR</b>   | <b>Pos</b> | <b>Catcher</b>                             | <b>First Base</b> | <b>Second Base</b> | <b>Third Base</b> | <b>Shortstop</b>            | <b>Outfield</b> | <b>Outfield</b> | <b>Outfield</b>              |
| <b>MOST</b> |            | O.Virgil(4)<br>D.Miller(4)<br>N.Hundley(4) | W.Clark(9)        | J.Samuel(5)        | C.Sabo(3)         | H.Brooks(4)<br>Y.Escobar(4) | M.Alou(7)       | J.Hamilton(7)   | B.Butler(6)<br>M.Holliday(6) |

| YR   | Pos | Starter     | Starter    | Starter   | Starter    | Starter     | Closer      |
|------|-----|-------------|------------|-----------|------------|-------------|-------------|
| 1984 | 5   | Kev.Gross   | S.Carlton  | J.Denny   | C.Hudson   | A.Hawkins   | A.Holland   |
| 1985 | 8   | D.Eckersley | S.Carlton  | J.Denny   | N.Ryan     | E.Whitson   | W.Hernandez |
| 1986 | 7   | D.Eckersley | S.Trout    | J.Tibbs   | R.Reuschel | A.Hawkins   | R.McDowell  |
| 1987 | 8   | D.Eckersley | M.Bielecki | J.Tibbs   | R.Reuschel | A.Hawkins   | R.Murphy    |
| 1988 | 8   | D.Rasmussen | J.Moyer    | B.Sebra   | R.Reuschel | J.Mitchell  | R.Murphy    |
| 1989 | 6   | D.Rasmussen | J.Moyer    | D.Jackson | R.Reuschel | A.Hawkins   | T.Leach     |
| 1990 | 9   | D.Rasmussen | K.Hill     | D.Jackson | B.Holman   | S.Sanderson | R.McDowell  |

DVAL Team History - Yearly Starters by Position

|           |            |                |                 |                |                |                |               |
|-----------|------------|----------------|-----------------|----------------|----------------|----------------|---------------|
| 1991      | 8          | D.Rasmussen    | O.C.Boyd        | Heaton/Leibran | B.Holman       | S.Sanderson    | D.Schatzeder  |
| 1992      | 7          | B.Black        | Myers/Lancaster | C.Leibrandt    | B.Holman       | S.Sanderson    | R.McDowell    |
| 1993      | 3          | B.Black        | D.Martinez      | C.Leibrandt    | R.Sutcliffe    | B.Swift        | T.Power       |
| 1994      | 9          | B.Saberhagen   | J.Guzman        | C.Leibrandt    | R.Sutcliffe    | S.Sanderson    | R.Myers       |
| 1995      | 7          | B.Saberhagen   | M.Portugal      | M.Clark        | B.Henry        | VanLndg/Munoz  | J.Manzanillo  |
| 1996      | 7          | B.Saberhagen   | K.Hill          | M.Clark        | E.Loaiza       | M.Harkey       | J.Cummings    |
| 1997      | 7          | T.Stottlemyre  | K.Hill          | M.Clark        | F.Valenzuela   | D.Kile         | M.Bielecki    |
| 1998      | 1          | T.Stottlemyre  | A.Fernandez     | M.Clark        | E.Loaiza       | D.Kile         | P.Quantrill   |
| 1999      | 10         | T.Stottlemyre  | T.Belcher       | M.Gardner      | Bohanon/Loaiza | S.Hitchcock    | P.Quantrill   |
| 2000      | 6          | P.Astacio      | J.Burkett       | K.Tapani       | T.Ritchie      | S.Hitchcock    | T.Wendell     |
| 2001      | 9          | D.Neagle       | G.Rusch         | G.Stephenson   | E.Loaiza       | D.Kile         | D.Veres       |
| 2002      | 8          | D.Cone         | J.Burkett       | A.Leiter       | E.Loaiza       | D.Kile         | D.Weathers    |
| 2003      | 9          | D.Neagle       | J.Burkett       | A.Leiter       | K.Ishii        | B.Anderson     | P.Shuey       |
| 2004      | 9          | H.Ramirez      | J.Burkett       | A.Leiter       | K.Ishii        | J.Fogg         | J.Nathan      |
| 2005      | 3          | S.Estes        | J.Marquis       | A.Leiter       | J.Lima         | K.Brown        | L.Hawkins     |
| 2006      | 4          | H.Ramirez      | J.Marquis       | B.Halsey       | B.Claussen     | E.Milton       | T.Gallo       |
| 2007      | 2          | M.Hendrickson  | J.Marquis       | E.Ramirez      | B.Arroyo       | R.Clemens      | T.Saito       |
| 2008      | 10         | M.Hendrickson  | J.Marquis       | G.Maddux       | W.Rodriguez    | R.Clemens      | J.Smith       |
| 2009      | 10         | B.Looper       | J.Marquis       | G.Maddux       | J.Suppan       | B.Backe        | S.Shell       |
| 2010      | 2          | B.Looper       | J.Marquis       | A.J.Burnett    | C.Gaudin       | C.Stammen      | J.Affeldt     |
| 2011      | 11         | C.Volstad      | A.Pettitte      | A.J.Burnett    | Z.Duke         | C.Stammen      | T.Stauffer    |
| 2012      | 4          | D.Gee          | J.Marquis       | A.J.Burnett    | C.Wang         | T.Stauffer     | J.Affeldt     |
| 2013      | 11         | J.Santana      | J.Marquis       | B.Norris       | R.Wolf         | J.A.Happ       | B.Parnell     |
| 2014      | 12         | A.Harang       | J.Marquis       | M.Estrada      | J.Blanton      | J.A.Happ       | B.Parnell     |
| 2015      | 1          | A.Simon        | Y.Gallardo      | J.Arrieta      | A.Wood         | J.Beckett      | M.Melancon    |
| 2016      | 2          | J.Shields      | Y.Gallardo      | M.Wacha        | A.Wood         | A.J.Burnett    | M.Melancon    |
| 2017      | 11         | J.Garcia       | I.Nova          | M.Wacha        | C.Friedrich    | N.Eovaldi      | G.Kontos      |
| <b>YR</b> | <b>Pos</b> | <b>Starter</b> | <b>Starter</b>  | <b>Starter</b> | <b>Starter</b> | <b>Starter</b> | <b>Closer</b> |
| MOST      |            | J.Marquis(9)   | E.Loaiza(5)     | R.Reuschel(4)  | D.Rasmussen(4) | C.Leibrandt(4) | R.McDowell(3) |
|           |            |                |                 | M.Clark(4)     | J.Burkett(4)   | A.Leiter(4)    |               |
|           |            |                |                 | D.Kile(4)      | A.Hawkins(4)   |                |               |

PITTSBURGH PIRATES

(bold = World Series Champs)

| YR   | Pos | Catcher         | First Base         | Second Base     | Third Base      | Shortstop         | Outfield       | Outfield        | Outfield           |
|------|-----|-----------------|--------------------|-----------------|-----------------|-------------------|----------------|-----------------|--------------------|
| 1984 | 7   | T.Pena          | J.Thompson         | B.Doran         | B.Madlock       | L.Bowa            | L.Lacy         | D.Parker        | E.Milner           |
| 1985 | 2   | T.Pena          | D.Bergman          | B.Doran         | T.Pendleton     | C.Reynolds        | V.Hayes        | D.Parker        | G.Foster           |
| 1986 | 3   | T.Pena          | B.Horner           | B.Doran         | T.Pendleton     | C.Reynolds        | V.Hayes        | D.Parker        | E.Milner           |
| 1987 | 2   | T.Pena          | A.Galarraga        | B.Doran         | T.Pendleton     | S.Jeltz           | V.Hayes        | M.Webster       | E.Milner           |
| 1988 | 3   | T.Pena          | A.Galarraga        | B.Doran         | T.Pendleton     | C.Reynolds        | V.Hayes        | D.James         | C.James            |
| 1989 | 4   | T.Pena          | A.Galarraga        | B.Doran         | T.Pendleton     | K.Stillwell       | V.Hayes        | M.Webster       | M.Wynne            |
| 1990 | 6   | T.Pena          | A.Galarraga        | R.Alomar        | T.Pendleton     | K.Stillwell       | V.Hayes        | D.James         | J.Walton           |
| 1991 | 9   | T.Pena          | A.Galarraga        | R.Alomar        | C.Hayes         | K.Stillwell       | V.Hayes        | D.Murphy        | J.Walton           |
| 1992 | 6   | T.Pena          | F.McGriff          | R.Alomar        | S.Buechele      | R.Belliard        | T.Gwynn        | S.Finley        | T.Howard           |
| 1993 | 7   | J.Oliver        | F.McGriff          | R.Alomar        | D.Hollins       | R.Clayton         | T.Gwynn        | S.Finley        | C.Davis/V.Hayes    |
| 1994 | 1   | <b>J.Oliver</b> | <b>A.Galarraga</b> | <b>R.Alomar</b> | <b>C.Hayes</b>  | <b>R.Clayton</b>  | <b>T.Gwynn</b> | <b>W.McGee</b>  | <b>P.O'Neill</b>   |
| 1995 | 4   | D.Wilson        | A.Galarraga        | R.Alomar        | C.Hayes         | R.Clayton         | T.Gwynn        | S.Finley        | P.O'Neill          |
| 1996 | 8   | D.Wilson        | A.Galarraga        | R.Alomar        | C.Hayes         | R.Clayton         | T.Gwynn        | S.Finley        | M.Carreon          |
| 1997 | 4   | D.Wilson        | A.Galarraga        | R.Alomar        | C.Hayes         | E.Renteria        | T.Gwynn        | S.Finley        | P.O'Neill          |
| 1998 | 8   | D.Wilson        | A.Galarraga        | R.Alomar        | J.Randa         | R.Clayton         | T.Gwynn        | R.Cedeno        | P.O'Neill          |
| 1999 | 2   | <b>D.Wilson</b> | <b>A.Galarraga</b> | <b>R.Alomar</b> | <b>J.Randa</b>  | <b>E.Renteria</b> | <b>T.Gwynn</b> | <b>M.Kelly</b>  | <b>P.O'Neill</b>   |
| 2000 | 8   | D.Wilson        | B.Spiers           | R.Alomar        | J.Randa         | E.Renteria        | T.Gwynn        | R.Cedeno        | S.Finley           |
| 2001 | 9   | J.Girardi       | A.Galarraga        | R.Alomar        | J.Randa         | E.Renteria        | T.Goodwin      | R.Cedeno        | J.Vanderwal        |
| 2002 | 12  | D.Wilson        | A.Galarraga        | R.Alomar        | J.Randa         | E.Renteria        | M.Benard       | R.Cedeno        | P.Wilson           |
| 2003 | 11  | D.Wilson        | K.Young            | R.Alomar        | F.Tatis         | E.Renteria        | E.Owens        | R.Cedeno        | P.Wilson           |
| 2004 | 11  | I.Rodriguez     | A.Galarraga        | R.Alomar        | J.Randa         | E.Renteria        | A.Dunn         | R.Cedeno        | P.Wilson           |
| 2005 | 11  | I.Rodriguez     | A.LaRoche          | R.Alomar        | J.Randa         | E.Renteria        | A.Dunn         | W.Pena          | Valent/Marrero     |
| 2006 | 8   | I.Rodriguez     | A.LaRoche          | D.Easley        | D.Wright        | E.Renteria        | A.Dunn         | W.Taveras       | P.Wilson           |
| 2007 | 12  | I.Rodriguez     | A.LaRoche          | Tom.Perez       | D.Wright        | E.Renteria        | A.Dunn         | W.Taveras       | J.Francoeur        |
| 2008 | 8   | I.Rodriguez     | A.LaRoche          | M.Loretta       | D.Wright        | E.Renteria        | H.Pence        | W.Taveras       | J.Francoeur        |
| 2009 | 12  | I.Rodriguez     | A.LaRoche          | D.Easley        | D.Wright        | E.Renteria        | H.Pence        | A.Dunn          | J.Francoeur        |
| 2010 | 12  | I.Rodriguez     | A.Dunn             | A.Callaspo      | D.Wright        | E.Renteria        | H.Pence        | N.Morgan        | J.Francoeur        |
| 2011 | 4   | <b>B.Posey</b>  | <b>A.Dunn</b>      | <b>N.Walker</b> | <b>D.Wright</b> | <b>E.Renteria</b> | <b>H.Pence</b> | <b>J.D.Drew</b> | <b>J.Francoeur</b> |
| 2012 | 3   | Y.Torrealba     | J.Loney            | N.Walker        | D.Wright        | M.Izturis         | H.Pence        | N.Morgan        | J.Francoeur        |
| 2013 | 5   | B.Posey         | A.LaRoche          | N.Walker        | D.Wright        | R.Tejada          | H.Pence        | A.Dunn          | J.Francoeur        |
| 2014 | 10  | B.Posey         | J.Loney            | N.Walker        | D.Wright        | C.Pennington      | H.Pence        | A.Dunn          | C.Gomez            |
| 2015 | 6   | B.Posey         | A.LaRoche          | N.Walker        | D.Wright        | J.Peralta         | H.Pence        | L.Duda          | C.Gomez            |
| 2016 | 12  | B.Posey         | L.Duda             | N.Walker        | R.Tejada        | J.Peralta         | J.Soler        | N.Markakis      | C.Gomez            |

DVAL Team History - Yearly Starters by Position

|             |            |                |                   |                    |                   |                  |                 |                 |                 |
|-------------|------------|----------------|-------------------|--------------------|-------------------|------------------|-----------------|-----------------|-----------------|
| 2017        | 8          | B.Posey        | J.Loney           | N.Walker           | M.Prado           | T.Turner         | H.Pence         | N.Markakis      | C.Gomez         |
| <b>YR</b>   | <b>Pos</b> | <b>Catcher</b> | <b>First Base</b> | <b>Second Base</b> | <b>Third Base</b> | <b>Shortstop</b> | <b>Outfield</b> | <b>Outfield</b> | <b>Outfield</b> |
| <b>MOST</b> |            | T.Pena(9)      | A.Galarraga(14)   | R.Alomar(16)       | D.Wright(10)      | E.Renteria(14)   | T.Gwynn(9)      | H.Pence(9)      | V.Hayes(8)      |

| YR          | Pos        | Starter           | Starter            | Starter           | Starter            | Starter           | Closer            |
|-------------|------------|-------------------|--------------------|-------------------|--------------------|-------------------|-------------------|
| 1984        | 7          | R.Rhoden          | L.Tunnell          | M.Scott           | L.McWilliams       | R.Martin          | K.Tekulve         |
| 1985        | 2          | R.Rhoden          | O.Hershiser        | D.Gooden          | L.McWilliams       | J.DeLeon          | L.Andersen        |
| 1986        | 3          | R.Rhoden          | O.Hershiser        | D.Gooden          | E.Lynch            | J.Hesketh         | G.A.Harris        |
| 1987        | 2          | R.Rhoden          | O.Hershiser        | D.Gooden          | J.Deshaies         | Ruffin/Mathews    | J.Orosco          |
| 1988        | 3          | R.Rhoden          | O.Hershiser        | D.Gooden          | Power/Desh.        | G.Mathews         | D.Robinson        |
| 1989        | 4          | R.Rhoden          | O.Hershiser        | D.Gooden          | J.Deshaies         | R.Mahler          | D.Robinson        |
| 1990        | 6          | T.Glavine         | O.Hershiser        | D.Robinson        | J.Deshaies         | R.Mahler          | B.Landrum         |
| 1991        | 9          | T.Glavine         | M.Harkey           | D.Gooden          | D.Robinson         | D.Jackson         | G.W.Harris        |
| 1992        | 6          | T.Glavine         | O.Hershiser        | D.Gooden          | R.Tomlin           | G.W.Harris        | M.Maddux          |
| 1993        | 7          | T.Glavine         | O.Hershiser        | D.Gooden          | R.Tomlin           | D.Jackson         | M.Maddux          |
| 1994        | 1          | <b>T.Glavine</b>  | <b>O.Hershiser</b> | <b>D.Gooden</b>   | <b>B.Tewksbury</b> | <b>D.Jackson</b>  | <b>B.Harvey</b>   |
| 1995        | 4          | T.Glavine         | J.Lieber           | M.Gardner         | B.Tewksbury        | D.Jackson         | J.Hudek           |
| 1996        | 8          | T.Glavine         | D.Wells            | C.Perez           | B.Tewksbury        | S.Boskie          | P.Assenmacher     |
| 1997        | 4          | T.Glavine         | D.Wells            | M.Gardner         | B.Tewksbury        | S.Boskie          | J.Lieber          |
| 1998        | 8          | T.Glavine         | D.Wells            | M.Gardner         | B.Tewksbury        | C.Perez           | P.Assenmacher     |
| 1999        | 2          | <b>T.Glavine</b>  | <b>D.Wells</b>     | <b>T.Saunders</b> | <b>C.Peters</b>    | <b>C.Perez</b>    | <b>J.Hudek</b>    |
| 2000        | 8          | T.Glavine         | O.Hershiser        | K.Rogers          | J.Lieber           | J.Halama          | S.Sauerbeck       |
| 2001        | 9          | T.Glavine         | K.Tapani           | K.Rogers          | J.Lieber           | J.Halama          | J.Jimenez         |
| 2002        | 12         | T.Glavine         | K.Tapani           | B.Chen            | J.Lieber           | C.Smith           | S.Kline           |
| 2003        | 11         | T.Glavine         | C.Reitsma          | B.Colon           | J.Lieber           | M.Yoshii          | J.Mesa            |
| 2004        | 11         | T.Glavine         | J.Williams         | B.Colon           | S.Ponson           | D.Willis          | G.Mota            |
| 2005        | 11         | T.Glavine         | J.Williams         | B.Colon           | J.Lieber           | D.Willis          | S.Kline           |
| 2006        | 8          | T.Glavine         | P.Astacio          | B.Colon           | J.Lieber           | D.Willis          | J.Valverde        |
| 2007        | 12         | T.Glavine         | P.Astacio          | B.Kim             | T.Armaz            | D.Willis          | J.Lieber          |
| 2008        | 8          | T.Glavine         | B.Zito             | J.Tavarez         | K.Kendrick         | D.Willis          | J.Valverde        |
| 2009        | 12         | K.Millwood        | B.Zito             | T.Redding         | K.Kendrick         | V.Padilla         | J.Valverde        |
| 2010        | 12         | K.Millwood        | B.Zito             | J.Cueto           | R.Oswalt           | G.Floyd           | J.Valverde        |
| 2011        | 4          | <b>R.Halladay</b> | <b>T.Hanson</b>    | <b>J.Cueto</b>    | <b>R.Oswalt</b>    | <b>R.A.Dickey</b> | <b>J.Venters</b>  |
| 2012        | 3          | R.Halladay        | T.Hanson           | J.Cueto           | G.Floyd            | R.A.Dickey        | J.Venters         |
| 2013        | 5          | C.Capuano         | B.Zito             | J.Cueto           | J.Smardjzia        | R.A.Dickey        | Burnett/Belisario |
| 2014        | 10         | B.McCarthy        | E.Stults           | K.Kendrick        | J.Smardjzia        | R.A.Dickey        | T.Clippard        |
| 2015        | 6          | T.Koehler         | E.Volquez          | J.Cueto           | J.Smardjzia        | D.Fister          | J.Benoit          |
| 2016        | 12         | T.Koehler         | E.Volquez          | J.Cueto           | J.Smardjzia        | A.Harang          | J.Familia         |
| 2017        | 12         | T.Koehler         | M.Moore            | J.Cueto           | J.Smardjzia        | D.Fister          | J.Familia         |
| <b>YR</b>   | <b>Pos</b> | <b>Starter</b>    | <b>Starter</b>     | <b>Starter</b>    | <b>Starter</b>     | <b>Starter</b>    | <b>Closer</b>     |
| <b>MOST</b> |            | T.Glavine(19)     | O.Hershiser(10)    | D.Gooden(9)       | J.Lieber(7)        | R.Rhoden(6)       | J.Valverde(4)     |

**ST. LOUIS CARDINALS**

(bold = World Series Champs)

| YR   | Pos | Catcher         | First Base       | Second Base     | Third Base       | Shortstop        | Outfield           | Outfield       | Outfield        |
|------|-----|-----------------|------------------|-----------------|------------------|------------------|--------------------|----------------|-----------------|
| 1984 | 3   | D.Porter        | K.Hernandez      | T.Herr          | K.Oberkfell      | O.Smith          | W.McGee            | L.Smith        | D.Green         |
| 1985 | 1   | D.Porter        | K.Hernandez      | W.Backman       | J.Morrison       | O.Smith          | J.Leonard          | L.Lacy         | T.Corcoran      |
| 1986 | 1   | M.Bailey        | K.Hernandez      | T.Herr          | C.Brown          | O.Smith          | A.Van Slyke        | M.Marshall     | M.Brown         |
| 1987 | 5   | T.Kennedy       | G.Davis          | W.Backman       | D.Evans          | O.Smith          | A.Van Slyke        | D.Gladden      | J.Kruk          |
| 1988 | 4   | J.Davis         | J.Kruk           | R.Thompson      | K.Oberkfell      | O.Smith          | A.Van Slyke        | B.Hatcher      | J.Leonard       |
| 1989 | 9   | J.Davis         | J.Kruk           | S.Sax           | T.Wallach        | A.Thomas         | A.Van Slyke        | G.Young        | D.Coles         |
| 1990 | 6   | M.Fitzgerald    | N.Esasky         | R.Thompson      | T.Wallach        | S.Owen           | K.Bass             | R.J.Reynolds   | J.Kruk          |
| 1991 | 6   | M.Fitzgerald    | J.Clark          | R.Thompson      | T.Wallach        | S.Owen           | A.Van Slyke        | F.Stubbs       | J.Kruk          |
| 1992 | 2   | J.Reed          | J.Kruk           | R.Thompson      | T.Pendleton      | S.Owen           | A.Van Slyke        | P.O'Neill      | O.Nixon         |
| 1993 | 5   | J.Girardi       | J.Kruk           | R.Thompson      | M.Duncan         | S.Owen           | A.Van Slyke        | P.Incaviglia   | O.Nixon         |
| 1994 | 4   | J.Girardi       | J.Kruk           | R.Thompson      | C.Sabo           | J.Offerman       | A.Van Slyke        | D.Bichette     | J.Eisenreich    |
| 1995 | 8   | J.Girardi       | J.Kruk           | S.Owen          | J.Kent           | O.Smith          | K.Mitchell         | D.Bichette     | O.Nixon         |
| 1996 | 4   | J.Lopez         | O.Merced         | J.Kent          | T.Zeile          | J.Offerman       | J.Eisenreich       | D.Bichette     | O.Nixon         |
| 1997 | 8   | J.Lopez         | H.Rodriguez      | J.Offerman      | G.Gaetti         | J.Vizcaino       | J.Eisenreich       | D.Bichette     | O.Nixon         |
| 1998 | 2   | J.Lopez         | M.McGwire        | M.Morandini     | B.Bonilla        | J.Vizcaino       | R.Henderson        | D.Bichette     | O.Nixon         |
| 1999 | 4   | J.Lopez         | M.McGwire        | E.Young         | B.Mueller        | R.Clayton        | R.Henderson        | D.Bichette     | C.Floyd         |
| 2000 | 1   | <b>B.Ausmus</b> | <b>M.McGwire</b> | <b>C.Biggio</b> | <b>B.Mueller</b> | <b>R.Clayton</b> | <b>R.Henderson</b> | <b>E.Burks</b> | <b>M.Benard</b> |
| 2001 | 2   | B.Ausmus        | M.McGwire        | E.Young         | B.Mueller        | R.Aurilia        | L.Gonzalez         | E.Burks        | C.Floyd         |







DVAL Team History - Yearly Starters by Position

| 1987 |     |                |               |                          |              |               |               |              |               |
|------|-----|----------------|---------------|--------------------------|--------------|---------------|---------------|--------------|---------------|
| 1988 |     |                |               |                          |              |               |               |              |               |
| 1989 |     |                |               |                          |              |               |               |              |               |
| 1990 |     |                |               |                          |              |               |               |              |               |
| 1991 |     |                |               |                          |              |               |               |              |               |
| 1992 |     |                |               |                          |              |               |               |              |               |
| 1993 |     |                |               |                          |              |               |               |              |               |
| 1994 | 11  | S.Servais      | R.Milligan    | M.Morandini              | S.Berry      | A.Cedeno      | M.Whiten      | D.Bell       | E.Young       |
| 1995 | 9   | T.Pagnozzi     | J.Lindeman    | M.Morandini              | S.Berry      | A.Cedeno      | M.Whiten      | D.Bell       | R.Lankford    |
| 1996 | 6   | S.Servais      | R.Brogna      | M.Morandini              | S.Berry      | O.Miller      | E.Young       | D.Bell       | R.Lankford    |
| 1997 | 10  | T.Pagnozzi     | L.Gonzalez    | E.Young                  | S.Berry      | O.Miller      | M.Whiten      | L.Johnson    | R.Lankford    |
| 1998 | 6   | D.Fletcher     | R.Brogna      | J.Kent                   | K.Orie       | J.Blauser     | K.Lofton      | L.Johnson    | R.Lankford    |
| 1999 | 6   | D.Fletcher     | D.Young       | J.Kent                   | S.Berry      | J.Vizcaino    | K.Lofton      | B.McRae      | R.Lankford    |
| 2000 | 12  | D.Fletcher     | R.Brogna      | J.Kent                   | F.Tatis      | D.Jackson     | K.Lofton      | J.Vidro      | R.Lankford    |
| 2001 | 6   | D.Fletcher     | J.Kent        | J.Vidro                  | A.Beltre     | M.Bordick     | B.Abreu       | D.Young      | A.Brown       |
| 2002 | 6   | D.Miller       | D.Lee         | J.Vidro                  | D.Young      | D.Jackson     | B.Abreu       | B.Trammell   | M.Kotsay      |
| 2003 | 7   | M.Barrett      | D.Lee         | J.Vidro                  | A.Beltre     | M.Bordick     | B.Abreu       | B.Wilkerson  | M.Kotsay      |
| 2004 | 8   | B.Schneider    | D.Lee         | J.Vidro                  | D.Young      | J.Reyes       | J.Conine      | B.Wilkerson  | Kotsay/Kearns |
| 2005 | 5   | M.Barrett      | D.Lee         | J.Vidro                  | A.Beltre     | N.Garciaparra | J.Bay         | B.Wilkerson  | M.Kotsay      |
| 2006 | 7   | M.Barrett      | D.Lee         | C.Utley                  | A.Beltre     | J.Reyes       | J.Bay         | D.Young      | A.Kearns      |
| 2007 | 5   | M.Barrett      | N.Garciaparra | C.Utley                  | A.Beltre     | J.Reyes       | J.Bay         | J.Dye        | A.Kearns      |
| 2008 | 5   | D.Ross         | D.Lee         | C.Utley                  | A.Beltre     | J.Reyes       | A.Rowand      | J.Dye        | M.Bradley     |
| 2009 | 4   | B.Molina       | D.Lee         | C.Utley                  | A.Beltre     | J.Reyes       | J.Bay         | J.Dye        | M.Bradley     |
| 2010 | 1   | B.Molina       | D.Lee         | C.Utley                  | M.Prado      | J.Wilson      | J.Bay         | C.Ross       | B.Francisco   |
| 2011 | 5   | B.Molina       | P.Konerko     | M.Prado                  | A.Beltre     | J.Reyes       | M.Byrd        | O.Infante    | K.Fukodome    |
| 2012 | 2   | A.J.Pierzynski | P.Konerko     | O.Infante                | A.Beltre     | J.Reyes       | M.Byrd        | C.Maybin     | N.Schierholtz |
| 2013 | 3   | A.J.Pierzynski | P.Konerko     | O.Infante                | A.Beltre     | J.Reyes       | M.Prado       | J.Willingham | B.Belt        |
| 2014 | 1   | A.J.Pierzynski | B.Belt        | O.Infante                | A.Beltre     | J.Reyes       | M.Prado       | S.Choo       | N.Schierholtz |
| 2015 | 5   | D.Navarro      | Y.Alonso      | D.Gordon                 | A.Beltre     | J.Reyes       | M.Prado       | Me.Cabrera   | K.Davis       |
| 2016 | 1   | Y.Grandal      | B.Belt        | D.Gordon                 | A.Beltre     | J.Reyes       | D.Peralta     | S.Choo       | K.Davis       |
| 2017 | 4   | Y.Grandal      | B.Belt        | J.Gyorko                 | A.Beltre     | A.Russell     | A.Duvall      | Me.Cabrera   | K.Davis       |
| YR   | Pos | Catcher        | First Base    | Second Base              | Third Base   | Shortstop     | Outfield      | Outfield     | Outfield      |
| MOST |     | D.Fletcher(4)  | D.Lee(8)      | J.Vidro(5)<br>C.Utley(5) | A.Beltre(14) | J.Reyes(11)   | R.Lankford(6) | J.Bay(5)     | M.Kotsay(4)   |

| YR   | Pos | Starter     | Starter     | Starter   | Starter    | Starter      | Closer          |
|------|-----|-------------|-------------|-----------|------------|--------------|-----------------|
| 1984 |     |             |             |           |            |              |                 |
| 1985 |     |             |             |           |            |              |                 |
| 1986 |     |             |             |           |            |              |                 |
| 1987 |     |             |             |           |            |              |                 |
| 1988 |     |             |             |           |            |              |                 |
| 1989 |     |             |             |           |            |              |                 |
| 1990 |     |             |             |           |            |              |                 |
| 1991 |     |             |             |           |            |              |                 |
| 1992 |     |             |             |           |            |              |                 |
| 1993 |     |             |             |           |            |              |                 |
| 1994 | 11  | C.Hammond   | B.Rivera    | J.Magrane | E.Hillman  | R.Cormier    | R.Rodriguez     |
| 1995 | 9   | C.Hammond   | K.Rueter    | E.Hanson  | A.Young    | R.Darling    | Borland/Stanton |
| 1996 | 6   | C.Hammond   | C.Schilling | E.Hanson  | P.Harnisch | F.Castillo   | T.Worrell       |
| 1997 | 10  | A.Leiter    | C.Schilling | E.Hanson  | P.Harnisch | R.Cormier    | A.Osuna/K.Ryan  |
| 1998 | 6   | A.Leiter    | C.Schilling | F.Cordova | C.Park     | S.Estes      | A.Osuna         |
| 1999 | 6   | A.Leiter    | C.Schilling | F.Cordova | C.Park     | J.Thomson    | R.Rincon        |
| 2000 | 12  | A.Leiter    | D.Dreifort  | J.Guzman  | C.Park     | W.Alvarez    | J.Johnstone     |
| 2001 | 6   | A.Leiter    | D.Dreifort  | M.Gardner | C.Park     | S.Estes      | G.White         |
| 2002 | 6   | P.Astacio   | G.Rusch     | R.Wolf    | C.Park     | T.McKnight   | R.Rincon        |
| 2003 | 7   | J.Haynes    | G.Rusch     | R.Wolf    | M.Morris   | J.Thomson    | G.White         |
| 2004 | 8   | B.Webb      | D.Graves    | R.Wolf    | M.Morris   | J.Thomson    | U.Urbina        |
| 2005 | 5   | B.Webb      | V.Zambrano  | R.Wolf    | M.Morris   | J.Thomson    | A.Alfonseca     |
| 2006 | 7   | B.Webb      | K.Millwood  | R.Johnson | M.Morris   | J.Thomson    | C.Hensley       |
| 2007 | 5   | B.Webb      | K.Millwood  | R.Johnson | I.Snell    | C.Hensley    | M.Wuertz        |
| 2008 | 5   | B.Webb      | T.Lincecum  | M.Cain    | I.Snell    | T.Gorzelanny | R.Springer      |
| 2009 | 4   | B.Webb      | T.Lincecum  | M.Cain    | J.Moyer    | R.Harden     | C.Bradford      |
| 2010 | 1   | K.Correia   | T.Lincecum  | M.Cain    | B.Arroyo   | R.Harden     | L.Hawkins       |
| 2011 | 5   | C.Carpenter | T.Lincecum  | M.Cain    | M.Arroyo   | J.Niese      | J.Thatcher      |
| 2012 | 2   | C.Carpenter | T.Lincecum  | M.Cain    | E.Jackson  | K.Lohse      | J.Hanrahan      |
| 2013 | 3   | S.Strasburg | J.Niese     | M.Cain    | E.Jackson  | K.Lohse      | W.Lopez         |

DVAL Team History - Yearly Starters by Position

|             |            |                  |                  |                    |                  |  |  |
|-------------|------------|------------------|------------------|--------------------|------------------|--|--|
| 2014        | 1          | S.Strasburg      | J.Niese          | M.Cain             | C.Morton         | K.Lohse                                      | T.Watson   |
| 2015        | 5          | S.Strasburg      | J.Niese          | H.Alvarez          | J.Lackey         | K.Lohse                                      | H.Rendon   |
| 2016        | 1          | S.Strasburg      | J.Niese          | J.Hammel           | J.Lackey         | Hellickson/Hahn                              | H.Rendon   |
| 2017        | 4          | S.Strasburg      | J.Eickhoff       | J.Hammel           | J.Lackey         | J.Hellickson                                 | J.Jeffress   |
| <b>YR</b>   | <b>Pos</b> | <b>Starter</b>   | <b>Starter</b>   | <b>Starter</b>     | <b>Starter</b>   | <b>Starter</b>                               | <b>Closer</b>  |
| <b>MOST</b> |            | <b>M.Cain(7)</b> | <b>B.Webb(6)</b> | <b>A.Leiter(5)</b> | <b>C.Park(5)</b> | <b>J.Thompson(5)</b><br><b>T.Lincecum(5)</b> | <b>A.Osuna(2)</b><br><b>R.Rincon(2)</b><br><b>G.White(2)</b> |

**SAN FRANCISCO GIANTS**

(bold = World Series Champs)

| YR          | Pos        | Catcher              | First Base          | Second Base        | Third Base  | Shortstop           | Outfield              | Outfield          | Outfield           |
|-------------|------------|----------------------|---------------------|--------------------|---|---------------------|-----------------------|-------------------|--------------------|
| 1984        | 4          | G.Carter             | J.Clark             | M.Trillo           | D.Evans   | J.LeMaster          | J.Leonard             | P.Guerrero        | T.Puhl             |
| 1985        | 7          | G.Carter             | S.Thompson          | S.Sax              | D.Evans   | J.LeMaster          | C.Davis               | P.Guerrero        | T.Puhl             |
| 1986        | 9          | M.Scioscia           | D.Walling           | S.Sax              | N.Esasky  | R.Santana           | T.Gwynn               | P.Guerrero        | M.Wilson           |
| 1987        | 3          | M.Scioscia           | R.Deer              | S.Sax              | D.Walling   | R.Santana           | T.Gwynn               | D.Parker          | M.Hall             |
| 1988        | 6          | A.Ashby              | P.Guerrero          | S.Sax              | H.Johnson   | R.Santana           | T.Gwynn               | M.Wilson          | M.Hall             |
| 1989        | 8          | M.Scioscia           | P.Guerrero          | J.Treadway         | H.Johnson   | A.Griffin           | T.Gwynn               | P.O'Neill         | R.Deer             |
| 1990        | 8          | M.Scioscia           | P.Guerrero          | J.Treadway         | H.Johnson   | A.Griffin           | T.Gwynn               | P.O'Neill         | M.Hall             |
| 1991        | 5          | M.Scioscia           | D.Magadan           | J.Treadway         | H.Johnson   | A.Griffin           | T.Gwynn               | R.Gant            | K.Daniels          |
| 1992        | 9          | M.Scioscia           | D.Magadan           | W.Randolph         | H.Johnson   | T.Fernandez         | D.Jackson             | R.Gant            | D.Justice          |
| 1993        | 10         | M.Scioscia           | E.Karros            | Kent/Randolph      | D.Magadan   | T.Fernandez         | D.Jackson             | R.Gant            | D.Justice          |
| 1994        | 7          | D.Fletcher           | E.Karros            | C.Garcia           | D.Hollins   | T.Fernandez         | D.Lewis               | R.Gant            | D.Justice          |
| 1995        | 11         | D.Fletcher           | E.Karros            | C.Garcia           | B.Boone   | T.Fernandez         | D.Lewis               | D.Jackson         | D.Justice          |
| 1996        | 9          | D.Fletcher           | E.Karros            | B.Boone            | N.Liriano   | C.Garcia            | B.Jordan              | R.Gant            | D.Justice          |
| 1997        | 12         | D.Fletcher           | E.Karros            | C.Garcia           | D.Hollins   | M.Grudzielanek      | B.Jordan              | R.Gant            | D.Bell             |
| 1998        | 11         | C.Johnson            | D.Hollins           | C.Baerga           | E.Alfonzo   | M.Grudzielanek      | V.Guerrero            | D.Justice         | D.Bell             |
| 1999        | 11         | J.Leyritz            | S.Casey             | B.Boone            | T.Fernandez   | E.Alfonzo           | V.Guerrero            | B.Jordan          | D.Bell             |
| 2000        | 3          | C.Johnson            | S.Casey             | E.Alfonzo          | T.Fernandez   | M.Grudzielanek      | V.Guerrero            | M.Cameron         | B.Giles            |
| 2001        | 3          | C.Johnson            | S.Casey             | E.Alfonzo          | A.Boone   | O.Cabrera           | V.Guerrero            | J.Edmonds         | B.Giles            |
| 2002        | 2          | C.Johnson            | J.Edmonds           | B.Boone            | A.Boone   | O.Cabrera           | V.Guerrero            | M.Cameron         | B.Giles            |
| <b>2003</b> | <b>1</b>   | <b>B.Ausmus</b>      | <b>M.Vaughn</b>     | <b>B.Boone</b>     | <b>E.Alfonzo</b>  | <b>O.Cabrera</b>    | <b>V.Guerrero</b>     | <b>J.Edmonds</b>  | <b>B.Giles</b>     |
| 2004        | 6          | C.Johnson            | S.Casey             | B.Boone            | M.Lowell  | O.Cabrera           | V.Guerrero            | M.Byrd            | B.Giles            |
| 2005        | 7          | C.Johnson            | S.Casey             | B.Boone            | M.Lowell  | O.Cabrera           | V.Guerrero            | M.Cabrera         | B.Giles            |
| 2006        | 11         | B.Ausmus             | P.Konerko           | B.Boone            | M.Cabrera   | O.Cabrera           | V.Guerrero            | J.Rivera          | B.Giles            |
| 2007        | 1          | B.Ausmus             | P.Konerko           | O.Hudson           | M.Cabrera   | O.Cabrera           | V.Guerrero            | M.Cameron         | B.Giles            |
| <b>2008</b> | <b>3</b>   | <b>B.Ausmus</b>      | <b>D.Young</b>      | <b>O.Hudson</b>    | <b>M.Cabrera</b>  | <b>K.Greene</b>     | <b>V.Guerrero</b>     | <b>A.Ethier</b>   | <b>R.Church</b>    |
| 2009        | 5          | R.Doumit             | M.Cabrera           | O.Hudson           | R.Zimmerman   | S.Drew              | M.Cameron             | A.Ethier          | B.Giles            |
| 2010        | 11         | R.Doumit             | M.Cabrera           | O.Hudson           | R.Zimmerman   | S.Drew              | M.Cameron             | A.Ethier          | C.Coghlan          |
| 2011        | 2          | R.Doumit             | M.Cabrera           | C.Utley            | R.Zimmerman   | S.Drew              | V.Guerrero            | A.Ethier          | G.Stanton          |
| 2012        | 12         | J.Buck               | M.Cabrera           | C.Utley            | R.Zimmerman   | S.Drew              | V.Guerrero            | A.Ethier          | G.Stanton          |
| 2013        | 5          | R.Doumit             | M.Cabrera           | C.Utley            | R.Zimmerman   | Z.Coartz            | C.Denorfia            | A.Ethier          | G.Stanton          |
| 2014        | 3          | R.Doumit             | D.Ruf               | C.Utley            | M.Cabrera   | Z.Coartz            | B.Revere              | A.Ethier          | G.Stanton          |
| 2015        | 12         | B.Pena               | R.Zimmerman         | C.Utley            | M.Cabrera   | A.Hechavarria       | B.Revere              | M.Ozuna           | G.Stanton          |
| 2016        | 11         | B.Pena               | M.Cabrera           | L.Forsythe         | J.Lamb  | A.Hechavarria       | B.Revere              | A.Ethier          | R.Grichuk          |
| 2017        | 10         | T.Flowers            | M.Cabrera           | L.Forsythe         | J.Lamb  | Z.Coartz            | J.Peterson            | M.Ozuna           | G.Stanton          |
| <b>YR</b>   | <b>Pos</b> | <b>Catcher</b>       | <b>First Base</b>   | <b>Second Base</b> | <b>Third Base</b>   | <b>Shortstop</b>    | <b>Outfield</b>       | <b>Outfield</b>   | <b>Outfield</b>    |
| <b>MOST</b> |            | <b>M.Scioscia(7)</b> | <b>M.Cabrera(7)</b> | <b>B.Boone(7)</b>  | <b>H.Johnson(5)</b><br><b>R.Zimmerman(5)</b><br><b>M.Cabrera(5)</b> | <b>O.Cabrera(7)</b> | <b>V.Guerrero(13)</b> | <b>B.Giles(9)</b> | <b>A.Ethier(8)</b> |

| YR   | Pos | Starter     | Starter    | Starter      | Starter    | Starter      | Closer         |
|------|-----|-------------|------------|--------------|------------|--------------|----------------|
| 1984 | 4   | S.Rogers    | T.Seaver   | F.Breining   | A.Hammaker | M.Davis      | G.Lavelle      |
| 1985 | 7   | R.Horton    | T.Seaver   | B.Knepper    | C.Lea      | W.Terrell    | B.Dawley       |
| 1986 | 9   | M.Soto      | M.Krukow   | B.Knepper    | J.Denny    | B.Gullickson | J.Franco       |
| 1987 | 3   | B.Welch     | M.Krukow   | B.Knepper    | B.Ojeda    | W.Terrell    | R.Horton       |
| 1988 | 6   | B.Welch     | K.Downes   | F.Valenzuela | E.Whitson  | W.Terrell    | J.Franco       |
| 1989 | 8   | B.Welch     | K.Downes   | E.Whitson    | B.Ojeda    | P.Smith      | J.Franco       |
| 1990 | 8   | B.Welch     | M.LaCoss   | F.Valenzuela | B.Ojeda    | W.Terrell    | C.Lefferts     |
| 1991 | 5   | B.Welch     | M.Gardner  | F.Valenzuela | P.Smith    | B.Tewksbury  | J.Franco       |
| 1992 | 9   | B.Welch     | M.Gardner  | C.Nabholz    | B.Ojeda    | B.Tewksbury  | Franco/Bereng. |
| 1993 | 10  | B.Welch     | C.Lefferts | C.Nabholz    | B.Ojeda    | B.Tewksbury  | J.Franco       |
| 1994 | 7   | R.Arocho    | A.Reynoso  | C.Nabholz    | P.Smith    | R.Bowen      | J.Wetteland    |
| 1995 | 11  | J.Dashaies  | W.Banks    | C.Nabholz    | P.Smith    | K.Ritz       | H.Carrasco     |
| 1996 | 9   | P.Quantrill | A.Reynoso  | D.Mlicki     | T.Green    | K.Ritz       | J.Wetteland    |
| 1997 | 12  | P.Quantrill | A.Reynoso  | D.Burba      | K.Rueter   | K.Ritz       | J.Wetteland    |
| 1998 | 11  | J.Schmidt   | S.Trachsel | D.Mlicki     | K.Rueter   | G.Stephenson | J.Wetteland    |

DVAL Team History - Yearly Starters by Position

|      |    |             |              |                |            |            |              |
|------|----|-------------|--------------|----------------|------------|------------|--------------|
| 1999 | 11 | J.Schmidt   | S.Trachsel   | D.Burba        | M.Portugal | R.Helling  | J.Wetteland  |
| 2000 | 3  | S.Reynolds  | D.Mlicki     | D.Burba        | M.Portugal | D.Oliver   | S.Williamson |
| 2001 | 3  | S.Reynolds  | A.Reynoso    | D.Burba        | R.Helling  | C.Pavano   | F.Rodriguez  |
| 2002 | 2  | S.Reynolds  | S.Trachsel   | K.Appier       | J.Schmidt  | L.Prokopec | S.Karsay     |
| 2003 | 1  | V.Padilla   | S.Trachsel   | K.Appier       | J.Schmidt  | R.Helling  | C.Hammond    |
| 2004 | 6  | V.Padilla   | S.Trachsel   | M.Batista      | J.Schmidt  | C.Pavano   | J.Smoltz     |
| 2005 | 7  | V.Padilla   | S.Trachsel   | C.Carpenter    | J.Schmidt  | C.Pavano   | B.Lidge      |
| 2006 | 11 | V.Padilla   | J.Smoltz     | C.Carpenter    | J.Schmidt  | C.Pavano   | H.Carrasco   |
| 2007 | 1  | C.Young     | M.Batista    | C.Carpenter    | J.Schmidt  | A.Sele     | J.Nathan     |
| 2008 | 3  | C.Young     | M.Batista    | C.Silva        | B.Thompson | T.Lilly    | J.Nathan     |
| 2009 | 5  | R.Dempster  | T.Wellemeyer | H.Kuroda       | J.Lannan   | T.Lilly    | J.Nathan     |
| 2010 | 11 | R.Dempster  | J.Piniero    | C.Carpenter    | J.Lannan   | T.Lilly    | G.Sherrill   |
| 2011 | 2  | R.Dempster  | J.Piniero    | H.Kuroda       | I.Kennedy  | T.Lilly    | E.Dessens    |
| 2012 | 12 | D.Moseley   | J.Piniero    | H.Kuroda       | I.Kennedy  | T.Lilly    | B.Lidge      |
| 2013 | 5  | R.Dempster  | T.Wood       | H.Kuroda       | I.Kennedy  | W.Miley    | B.Lyon       |
| 2014 | 3  | R.Dempster  | T.Wood       | T.Cingrani     | I.Kennedy  | W.Miley    | T.Rosenthal  |
| 2015 | 12 | V.Nuno      | T.Wood       | V.Worley       | I.Kennedy  | W.Miley    | T.Rosenthal  |
| 2016 | 11 | C.Heston    | W.Perez      | R.Ray/M.Wisler | I.Kennedy  | W.Miley    | T.Rosenthal  |
| 2017 | 10 | V.Velasquez | M.Wisler     | R.Ray          | I.Kennedy  | W.Miley    | F.Rodney     |

| YR   | Pos | Starter      | Starter    | Starter      | Starter       | Starter       | Closer      |
|------|-----|--------------|------------|--------------|---------------|---------------|-------------|
| MOST |     | J.Schmidt(8) | B.Welch(7) | I.Kennedy(7) | S.Trachsel(6) | T.Lilly(5)    | J.Franco(6) |
|      |     |              |            |              | W.Miley(5)    | R.Dempster(5) |             |
|      |     |              |            |              |               | B.Ojeda(5)    |             |

WASHINGTON NATIONALS (Montreal Expos)

(bold = World Series Champs)

| YR   | Pos | Catcher        | First Base | Second Base | Third Base    | Shortstop   | Outfield    | Outfield    | Outfield   |
|------|-----|----------------|------------|-------------|---------------|-------------|-------------|-------------|------------|
| 1984 |     |                |            |             |               |             |             |             |            |
| 1985 |     |                |            |             |               |             |             |             |            |
| 1986 |     |                |            |             |               |             |             |             |            |
| 1987 |     |                |            |             |               |             |             |             |            |
| 1988 |     |                |            |             |               |             |             |             |            |
| 1989 |     |                |            |             |               |             |             |             |            |
| 1990 |     |                |            |             |               |             |             |             |            |
| 1991 |     |                |            |             |               |             |             |             |            |
| 1992 |     |                |            |             |               |             |             |             |            |
| 1993 |     |                |            |             |               |             |             |             |            |
| 1994 | 12  | Sasser/O'Brien | Je.Clark   | Jo.Reed     | T.Wallach     | R.Gutierrez | P.Plantier  | C.Davis     | A.Cole     |
| 1995 | 12  | B.Ausmus       | R.Jordan   | Jo.Reed     | D.Magadan     | R.Gutierrez | P.Plantier  | R.Klesko    | A.Cole     |
| 1996 | 10  | B.Ausmus       | J.Mabry    | M.Lemke     | C.Jones       | J.Vizcaino  | B.McRae     | R.Klesko    | B.L.Hunter |
| 1997 | 11  | B.Ausmus       | J.Mabry    | M.Lemke     | C.Jones       | R.Aurilia   | M.Alou      | R.Klesko    | L.Harris   |
| 1998 | 10  | K.Manwaring    | J.T.Snow   | E.Young     | C.Jones       | C.Gomez     | A.Jones     | R.Klesko    | B.L.Hunter |
| 1999 | 3   | B.Mayne        | R.Klesko   | M.Morandini | C.Jones       | R.Aurilia   | A.Jones     | G.Vaughn    | D.Hamilton |
| 2000 | 11  | B.Mayne        | R.Klesko   | E.Young     | C.Jones       | A.Arias     | A.Jones     | L.Gonzalez  | B.Jordan   |
| 2001 | 7   | B.Mayne        | R.Klesko   | J.Frye      | C.Jones       | G.Blum      | B.J.Surhoff | L.Gonzalez  | B.Jordan   |
| 2002 | 9   | P.LoDuca       | F.McGriff  | C.Counsell  | R.Ventura     | J.Rollins   | A.Jones     | J.Burnitz   | M.Lawton   |
| 2003 | 3   | P.LoDuca       | R.Klesko   | T.Walker    | D.Bell        | J.Rollins   | A.Jones     | J.Payton    | Jer.Giambi |
| 2004 | 6   | P.LoDuca       | R.Klesko   | T.Walker    | T.Wigginton   | J.Rollins   | A.Jones     | C.Everett   | D.Roberts  |
| 2005 | 3   | R.Hernandez    | L.Overbay  | P.Polanco   | C.Jones       | J.Rollins   | A.Jones     | C.Wilson    | D.Roberts  |
| 2006 | 1   | R.Hernandez    | L.Overbay  | P.Polanco   | C.Jones       | J.Rollins   | A.Jones     | L.Gonzalez  | J.Guillen  |
| 2007 | 5   | R.Hernandez    | L.Overbay  | P.Polanco   | C.Jones       | J.Rollins   | A.Jones     | M.Murton    | D.Roberts  |
| 2008 | 3   | R.Hernandez    | J.Thome    | P.Polanco   | C.Jones       | J.Rollins   | A.Jones     | J.Hermida   | J.Guillen  |
| 2009 | 7   | G.Soto         | A.Huff     | P.Polanco   | E.Encarnacion | J.Rollins   | C.Quentin   | J.Hermida   | R.Ankiel   |
| 2010 | 3   | Y.Molina       | L.Overbay  | P.Polanco   | A.Ramirez     | J.Rollins   | C.Quentin   | J.Hermida   | C.Rasmus   |
| 2011 | 7   | G.Soto         | A.Pujols   | J.Uribe     | P.Polanco     | J.Rollins   | C.Quentin   | A.Pagan     | C.Rasmus   |
| 2012 | 5   | Y.Molina       | A.Pujols   | O.Hudson    | A.Ramirez     | J.Rollins   | C.Quentin   | A.McCutchen | D.Murphy   |
| 2013 | 7   | Y.Molina       | A.Pujols   | M.Scutaro   | A.Ramirez     | J.Rollins   | G.Jones     | A.McCutchen | C.Beltran  |
| 2014 | 7   | Y.Molina       | A.Pujols   | M.Scutaro   | J.Uribe       | J.Segura    | C.Rasmus    | A.McCutchen | C.Beltran  |
| 2015 | 2   | Y.Molina       | A.Pujols   | A.Cabrera   | J.Uribe       | J.Rollins   | M.Kemp      | A.McCutchen | A.Pagan    |
| 2016 | 8   | W.Castillo     | A.Lind     | K.Wong      | J.Kang        | A.Simmons   | A.J.Pollock | A.McCutchen | C.Beltran  |
| 2017 | 6   | Y.Molina       | A.Pujols   | S.Castro    | J.Kang        | A.Simmons   | Y.Tomas     | A.McCutchen | M.Trumbo   |

| YR   | Pos | Catcher     | First Base  | Second Base  | Third Base  | Shortstop     | Outfield    | Outfield       | Outfield     |
|------|-----|-------------|-------------|--------------|-------------|---------------|-------------|----------------|--------------|
| MOST |     | Y.Molina(6) | A.Pujols(6) | P.Polanco(6) | C.Jones(10) | J.Rollins(13) | A.Jones(10) | A.McCutchen(6) | C.Quentin(4) |
|      |     |             |             |              |             |               |             |                | R.Klesko(4)  |

| YR | Pos | Starter | Starter | Starter | Starter | Starter | Closer |
|----|-----|---------|---------|---------|---------|---------|--------|
|----|-----|---------|---------|---------|---------|---------|--------|

DVAL Team History - Yearly Starters by Position

|             |            |                |                |                |                |                                |  |
|-------------|------------|----------------|----------------|----------------|----------------|--------------------------------|--|
| 1984        |            |                |                |                |                |                                |  |
| 1985        |            |                |                |                |                |                                |  |
| 1986        |            |                |                |                |                |                                |  |
| 1987        |            |                |                |                |                |                                |  |
| 1988        |            |                |                |                |                |                                |  |
| 1989        |            |                |                |                |                |                                |  |
| 1990        |            |                |                |                |                |                                |  |
| 1991        |            |                |                |                |                |                                |  |
| 1992        |            |                |                |                |                |                                |  |
| 1993        |            |                |                |                |                |                                |  |
| 1994        | 12         | G.W.Harris     | S.Cooke        | Kev.Gross      | B.Gullickson   | B.Hickerson                    | Mit.Williams                                     |
| 1995        | 12         | G.W.Harris     | S.Cooke        | D.Kile         | B.Williams     | B.Hickerson                    | J.Ruffin   |
| 1996        | 10         | M.Hampton      | K.Mercker      | D.Kile         | J.Bullinger    | J.Burkett                      | D.Henry  |
| 1997        | 11         | M.Hampton      | M.Thompson     | Al.Benes       | J.Bullinger    | K.Jarvis                       | P.Borbon   |
| 1998        | 10         | M.Hampton      | K.Mercker      | Al.Benes       | F.Castillo     | S.Hitchcock                    | T.Hoffman  |
| 1999        | 3          | M.Hampton      | Mercker/Hill   | D.Dreifort     | S.Avery        | S.Reynolds                     | K.Ligtenberg                                     |
| 2000        | 11         | M.Hampton      | K.Mercker      | K.Hill         | G.Maddux       | K.Farnsworth                   | J.Rocker   |
| 2001        | 7          | R.Person       | B.Meadows      | J.Bere         | G.Maddux       | S.Parris                       | M.Remlinger                                      |
| 2002        | 9          | J.Tavarez      | D.Hermanson    | J.Bere         | J.Anderson     | B.Lawrence                     | M.Remlinger                                      |
| 2003        | 3          | T.Ohka         | D.Moss         | E.Dessens      | J.Beckett      | B.Lawrence                     | J.Eischen  |
| 2004        | 6          | T.Ohka         | C.Zambrano     | B.Anderson     | J.Beckett      | B.Lawrence                     | K.Ligtenberg                                     |
| 2005        | 3          | L.Hernandez    | C.Zambrano     | K.Benson       | J.Beckett      | B.Lawrence                     | M.Gonzalez                                       |
| 2006        | 1          | A.Pettitte     | C.Zambrano     | K.Benson       | J.Beckett      | P.Martinez                     | Cordero/Hermanson                                |
| 2007        | 5          | A.Pettitte     | C.Zambrano     | L.Hernandez    | J.Beckett      | P.Martinez                     | S.Cassidy  |
| 2008        | 3          | A.Pettitte     | C.Zambrano     | C.Schilling    | J.Beckett      | T.Hudson                       | B.Wagner   |
| 2009        | 7          | A.Pettitte     | C.Zambrano     | J.Sanchez      | J.Beckett      | T.Hudson                       | B.Wagner   |
| 2010        | 3          | A.Pettitte     | C.Zambrano     | J.Blanton      | J.Beckett      | R.Wells                        | M.Gonzalez                                       |
| 2011        | 7          | T.Hudson       | C.Zambrano     | A.Sanchez      | J.Sanchez      | R.Wells                        | S.Casilla  |
| 2012        | 5          | T.Hudson       | C.Zambrano     | A.Sanchez      | J.Beckett      | J.Zimmerman                    | D.Oliver   |
| 2013        | 7          | T.Hudson       | M.Buehrle      | A.Sanchez      | R.Detwiler     | J.Zimmerman                    | H.Street   |
| 2014        | 7          | K.Correia      | M.Buehrle      | A.Sanchez      | F.Liriano      | J.Zimmerman                    | J.Nathan   |
| 2015        | 2          | T.Ross         | M.Buehrle      | A.Sanchez      | T.Roark        | J.Zimmerman                    | H.Street   |
| 2016        | 8          | T.Ross         | M.Buehrle      | M.Fiers        | F.Liriano      | J.Zimmerman                    | J.Papelbon                                       |
| 2017        | 6          | S.Matz         | K.Hendricks    | M.Fiers        | F.Liriano      | T.Roark                        | B.Ziegler  |
| <b>YR</b>   | <b>Pos</b> | <b>Starter</b> | <b>Starter</b> | <b>Starter</b> | <b>Starter</b> | <b>Starter</b>                 | <b>Closer</b>                                    |
| <b>MOST</b> |            | J.Beckett(9)   | C.Zambrano(9)  | M.Hampton(5)   | A.Pettitte(5)  | A.Sanchez(5)<br>J.Zimmerman(5) | M.Remlinger(2)<br>K.Ligtenberg(2)<br>H.Street(2) |

DVAL Team History - Yearly Starters by Position

**Summary of Most Years as a Starter by Position, all Teams**

| Team | Catcher                                     | First Base      | Second Base              | Third Base                                     | Shortstop                   | Outfield        | Outfield                       | Outfield                     |
|------|---|-----------------|--------------------------|--|-----------------------------|-----------------|--------------------------------|------------------------------|
| ATL  | M.Piazza(13)                                | J.Bagwell(11)   | L.Castillo(10)           | K.Caminiti(10)                                 | R.Furcal(5)                 | D.Murphy(6)     | R.White(6)                     | A.Martin(6)                  |
| CHI  | M.Montero(7)                                | R.Palmeiro(7)   | R.Sandberg(13)           | D.Freese(5)                                    | G.Templeton(6)              | K.McReynolds(8) | J.Carter(6)                    | C.Beltran(6)                 |
| CIN  | R.Martin(9)                                 | J.Votto(8)      | M.Giles(4)               | S.Rolen(12)                                    | O.Smith(6)                  | T.Raines(13)    | G.Sheffield(11)                | S.Sosa(11)                   |
| LA   | M.Lieberthal(8)                             | M.Grace(14)     | D.DeShields(8)           | M.Williams(10)                                 | S.Dunston(8)                | B.Bonds(20)     | R.Sanders(10)                  | D.Strawberry(9)              |
| MIL  | J.Kendall(9)                                | T.Helton(6)     | B.Phillips(9)            | P.Sandoval(6)                                  | J.Bell(7)                   | L.Walker(14)    | M.Grissom(9)                   | M.Kemp(9)                    |
| NYM  | C.Biggio(3)<br>R.Wilkins(3)<br>R.Paulino(3) | F.Freeman(6)    | A.Kennedy(9)             | G.Jefferies(4)<br>P.Alvarez(4)                 | B.Larkin(11)                | L.Berkman(8)    | B.Gilkey(5)                    | L.Smith(5)                   |
| PHI  | O.Virgil(4)<br>D.Miller(4)<br>N.Hundley(4)  | W.Clark(9)      | J.Samuel(5)              | C.Sabo(3)                                      | H.Brooks(4)<br>Y.Escobar(4) | M.Alou(7)       | J.Hamilton(7)                  | B.Butler(6)<br>M.Holliday(6) |
| PIT  | T.Pena(9)                                   | A.Galarraga(14) | R.Alomar(16)             | D.Wright(10)                                   | E.Renteria(14)              | T.Gwynn(9)      | H.Pence(9)                     | V.Hayes(8)                   |
| STL  | J.Lopez(4)<br>B.McCann(4)                   | J.Kruk(6)       | R.Thompson(6)            | B.Mueller(6)                                   | O.Smith(6)                  | A.VanSlyke(8)   | L.Gonzalez(6)<br>D.Bichette(6) | O.Nixon(6)<br>M.Bourne(6)    |
| SD   | D.Fletcher(4)                               | D.Lee(8)        | J.Vidro(5)<br>C.Utley(5) | A.Beltre(14)                                   | J.Reyes(11)                 | R.Lankford(6)   | J.Bay(5)                       | M.Kotsay(4)                  |
| SF   | M.Scioscia(7)                               | M.Cabrera(7)    | B.Boone(7)               | H.Johnson(5)<br>R.Zimmerman(5)<br>M.Cabrera(5) | O.Cabrera(7)                | V.Guerrero(13)  | B.Giles(9)                     | A.Ethier(8)                  |
| WAS  | Y.Molina(6)                                 | A.Pujols(6)     | P.Polanco(6)             | C.Jones(10)                                    | J.Rollins(13)               | A.Jones(10)     | A.McCutchen(6)                 | C.Quentin(4)<br>R.Klesko(4)  |

DVAL Team History - Yearly Starters by Position

| Team | Starter        | Starter         | Starter                                  | Starter  | Starter                                    | Closer   |
|------|----------------|-----------------|--|--|--|--|
| ATL  | K.Reuter(7)    | P.Maholm(6)     | K.Brown(6)                               | M.Leake(6)                                     | K.Gross(5)<br>E.Show(5)                    | A.Chapman(4)                                     |
| CHI  | M.Morgan(9)    | A.Wainwright(8) | M.Scherzer(8)                            | L.Hernandez(7)<br>M.Bumgamer(7)                | N.Ryan(7)<br>J.Rijo(7)                     | C.Kimbrel(5)                                     |
| CIN  | J.Vazquez(12)  | D.Haren(11)     | D.Cone(10)                               | D.Drabek(10)                                   | J.Smiley(9)                                | J.Shaw(4)<br>K.Jansen(4)                         |
| LA   | J.Smoltz(10)   | C.Hamels(10)    | C.Kershaw(9)                             | B.Penny(7)                                     | R.Martinez(7)<br>H.Nomo(7)                 | R.Nen(6)   |
| MIL  | R.Reed(7)      | W.Williams(7)   | K.Wood(6)                                | O.Hershiser(5)                                 | J.Hamilton(5)                              | B.Wagner(8)                                      |
| NYM  | G.Maddux(13)   | An.Benes(9)     | M.Clement(7)                             | H.Bailey(6)                                    | Od.Perez(5)<br>A.Ashby(5)<br>G.Gonzalez(5) | K.Farnsworth(3)<br>A.Miller(3)                   |
| PHI  | J.Marquis(9)   | E.Loaiza(5)     | R.Reuschel(4)<br>M.Clark(4)<br>D.Kile(4) | D.Rasmussen(4)<br>J.Burkett(4)<br>A.Hawkins(4) | C.Leibrandt(4)<br>A.Leiter(4)              | R.McDowell(3)                                    |
| PIT  | T.Glavine(19)  | O.Hershiser(10) | D.Gooden(9)                              | J.Lieber(7)                                    | R.Rhoden(6)                                | J.Valverde(4)                                    |
| STL  | P.Martinez(11) | C.Schilling(7)  | T.Belcher(7)                             | J.Burkett(6)                                   | W.Rodriguez(5)                             | J.Russell(5)                                     |
| SD   | M.Cain(7)      | B.Webb(6)       | A.Leiter(5)                              | C.Park(5)                                      | J.Thompson(5)<br>T.Lincecum(5)             | A.Osuna(2)<br>R.Rincon(2)<br>G.White(2)          |
| SF   | J.Schmidt(8)   | B.Welch(7)      | I.Kennedy(7)                             | S.Trachsel(6)<br>W.Miley(5)                    | T.Lilly(5)<br>R.Dempster(5)<br>B.Ojeda(5)  | J.Franco(6)                                      |
| WAS  | J.Beckett(9)   | C.Zambrano(9)   | M.Hampton(5)                             | A.Pettitte(5)                                  | A.Sanchez(5)<br>J.Zimmerman(5)             | M.Remlinger(2)<br>K.Ligtenberg(2)<br>H.Street(2) |

Changes in Team Leaders from 2016 to 2017

Games Played Leaders (hitters)

| TEAM | Joining           | Dropping Off  | Moving Up                         |
|------|-------------------|---------------|-----------------------------------|
| ATL  | ENCARNACION,Edwin | DYKSTRA,Lenny | -----                             |
| CHI  | DESMOND,Ian       | BLAUSER,Jeff  | BELTRAN,Carlos                    |
| CIN  | -----             | -----         | VOTTO,JOEY                        |
| LA   | -----             | -----         | -----                             |
| MIL  | -----             | -----         | PHILLIPS,Brandon                  |
| NYM  | ALTUVE,Jose       | SMITH,Lonnie  | BRUCE,Jay<br>FREEMAN,Freddie      |
| PHI  | -----             | -----         | -----                             |
| PIT  | -----             | -----         | PENCE,Hunter                      |
| STL  | -----             | -----         | -----                             |
| SD   | -----             | -----         | -----                             |
| SF   | -----             | -----         | ZIMMERMAN,Ryan                    |
| WAS  | -----             | -----         | PUJOLS,Albert<br>MCCUTCHEN,Andrew |

Home Run Leaders

| TEAM | Joining       | Dropping Off                     | Moving Up                     |
|------|---------------|----------------------------------|-------------------------------|
| ATL  | UPTON,Justin  | HIDALGO,Richard<br>WHITE,Rondell | ENCARNACION,Edwin             |
| CHI  | RIZZO,Anthony | DAWSON,Andre                     | BELTRAN,Carlos                |
| CIN  | -----         | -----                            | -----                         |
| LA   | -----         | -----                            | -----                         |
| MIL  | -----         | -----                            | KEMP,Matt<br>PHILLIPS,Brandon |
| NYM  | -----         | -----                            | FREEMAN,Freddie               |
| PHI  | -----         | -----                            | -----                         |
| PIT  | -----         | -----                            | FRANCOEUR,Jeff                |
| STL  | -----         | -----                            | REYNOLDS,Mark                 |
| SD   | -----         | -----                            | REYES,Jose                    |
| SF   | -----         | -----                            | STANTON,Giancarlo             |
| WAS  | -----         | -----                            | MCCUTCHEN,Andrew              |

Hits Leaders

| TEAM | Joining                      | Dropping Off                   | Moving Up        |
|------|------------------------------|--------------------------------|------------------|
| ATL  | ENCARNACION,Edwin            | WHITE,Rondell                  | -----            |
| CHI  | DESMOND,Ian<br>RIZZO,Anthony | MONTERO,Miguel<br>BLAUSER,Jeff | BELTRAN,Carlos   |
| CIN  | -----                        | -----                          | -----            |
| LA   | -----                        | -----                          | -----            |
| MIL  | -----                        | -----                          | PHILLIPS,Brandon |
| NYM  | FREEMAN,Freddie              | SMITH,Lonnie                   | ALTUVE,Jose      |
| PHI  | -----                        | -----                          | -----            |
| PIT  | -----                        | -----                          | -----            |
| STL  | -----                        | -----                          | -----            |
| SD   | -----                        | -----                          | -----            |
| SF   | -----                        | -----                          | -----            |
| WAS  | -----                        | -----                          | -----            |

RBI Leaders

| TEAM | Joining           | Dropping Off   | Moving Up                     |
|------|-------------------|----------------|-------------------------------|
| ATL  | -----             | -----          | ENCARNACION,Edwin             |
| CHI  | RIZZO,Anthony     | MONTERO,Miguel | BELTRAN,Carlos                |
| CIN  | -----             | -----          | VOTTO,Joey                    |
| LA   | -----             | -----          | -----                         |
| MIL  | -----             | -----          | PHILLIPS,Brandon<br>KEMP,Matt |
| NYM  | FREEMAN,Freddie   | GREEN,Shawn    | -----                         |
| PHI  | -----             | -----          | -----                         |
| PIT  | FRANCOEUR,Jeff    | O'NEILL,Paul   | PENCE,Hunter                  |
| STL  | -----             | -----          | -----                         |
| SD   | -----             | -----          | -----                         |
| SF   | STANTON,Giancarlo | JOHNSON,Howard | CABRERA,Miguel                |
| WAS  | -----             | -----          | -----                         |

**Innings Pitched Leaders**

| TEAM | Joining            | Dropping Off   | Moving Up  |
|------|--------------------|----------------|--|
| ATL  | GARZA, Matt        | GROSS, Kevin   | LEAKE, Mike  |
| CHI  |                    |                | WAINRIGHT, Adam<br>SCHERZER, Max<br>Bumgarner, Madison |
| CIN  |                    |                |  |
| LA   |                    |                |  |
| MIL  |                    |                |  |
| NYM  |                    |                | GONZALEZ, Gio  |
| PHI  |                    |                |  |
| PIT  | SAMARDZIJA, Jeff   | TEWKSBURY, Bob |  |
| STL  |                    |                |  |
| SD   | STRASBURG, Stephen | WOLF, Randy    |  |
| SF   | MILEY, Wade        | TERRELL, Walt  | KENNEDY, Ian   |
| WAS  |                    |                | ZIMMERMANN, Jordan                                     |

**SO Leaders**

| TEAM | Joining                        | Dropping Off               | Moving Up                             |
|------|--------------------------------|----------------------------|---------------------------------------|
| ATL  | GARZA, Matt<br>KEUCHEL, Dallas | SHOW, Eric<br>HURST, Bruce | LEAKE, Mike                           |
| CHI  |                                |                            | WAINRIGHT, Adam<br>BUMGARNER, Madison |
| CIN  |                                |                            |                                       |
| LA   |                                |                            | HAMELS, Mike                          |
| MIL  |                                |                            |                                       |
| NYM  |                                |                            | GONZALEZ, Gio                         |
| PHI  |                                |                            |                                       |
| PIT  |                                |                            | SAMARDZIJA, Jeff                      |
| STL  |                                |                            |                                       |
| SD   |                                |                            | STRASBURG, Stephen                    |
| SF   | MILEY, Wade                    | HELLING, Rick              | KENNEDY, Ian                          |
| WAS  | LIRIANO, Francisco             | 2 pitchers                 | ZIMMERMANN, Jordan                    |

**Wins Leaders**

| TEAM | Joining            | Dropping Off   | Moving Up                           |
|------|--------------------|----------------|-------------------------------------|
| ATL  |                    |                | LEAKE, Mike<br>GARZA, Matt          |
| CHI  |                    |                | BUMGARNER, Madison<br>SCHERZER, Max |
| CIN  |                    |                |                                     |
| LA   |                    |                |                                     |
| MIL  |                    |                |                                     |
| NYM  |                    |                | GONZALEZ, Gio                       |
| PHI  |                    |                |                                     |
| PIT  | SAMARDZIJA, Jeff   | none           |                                     |
| STL  |                    |                |                                     |
| SD   | LACKEY, John       | LOHSE, Kyle    | STRASBURG, Stephen                  |
| SF   |                    |                | KENNEDY, Ian                        |
| WAS  | LIRIANO, Francisco | LOOPER, Braden | Zimmermann, Jordan                  |

**SV Leaders**

| TEAM | Joining           | Dropping Off                       | Moving Up      |
|------|-------------------|------------------------------------|----------------|
| ATL  |                   |                                    |                |
| CHI  |                   |                                    |                |
| CIN  |                   |                                    | JANSEN, Kenley |
| LA   | CISHEK, Steve     | PAPELBON, John<br>FELICIANO, Pedro | GILES, Ken     |
| MIL  | CASILLA, Santiago | REARDON, Jeff                      |                |
| NYM  |                   |                                    | MILLER, Andrew |
| PHI  |                   |                                    |                |
| PIT  | FAMILIA, Jeury    | 2 pitchers                         |                |
| STL  |                   |                                    | MELANCON, Mark |
| SD   | JEFFRESS, Jeremy  | THATCHER, Joe                      |                |
| SF   |                   |                                    |                |
| WAS  | ZIEGLER, Brad     |                                    | CORDERO, Chad  |



DVAL TEAM LEADERS

| ATLANTA      |      |                    | CHICAGO          |            |                 | CINCINNATI |           |                 | LOS ANGELES |           |                   | MILWAUKEE (HOU) |               |                    | NEW YORK         |                  |                    |  |
|--------------|------|--------------------|------------------|------------|-----------------|------------|-----------|-----------------|-------------|-----------|-------------------|-----------------|---------------|--------------------|------------------|------------------|--------------------|--|
| GM           | GM   | NAME               | GM               | GM         | NAME            | GM         | GM        | NAME            | GM          | GM        | NAME              | GM              | GM            | NAME               | GM               | GM               | NAME               |  |
| 1112         | 1126 | PIAZZA,MIKE        | 798              | 1262       | RAINES,TIM      | 1907       | 1256      | WALKER,LARRY    | 1169        | 1256      | WALKER,LARRY      | 1169            | 1256          | WALKER,LARRY       | 1169             | 1256             | WALKER,LARRY       |  |
| 985          | 798  | BAGWELL,JEFF       | MCREYNOLDS,KEVIN | 1180       | ROLEN,SCOTT     | 1346       | 1023      | GRISSOM,MARQUIS | 1022        | 1023      | GRISSOM,MARQUIS   | 1022            | 1023          | GRISSOM,MARQUIS    | 1022             | 1023             | GRISSOM,MARQUIS    |  |
| 977          | 635  | CASTILLO,LUIS      | PALMEIRO,RAFAEL  | 1151       | SHEFFIELD,GARY  | 1174       | 1174      | WILLIAMS,MATT   | 808         | 808       | *PHILLIPS,BRANDON | 798             | 798           | *PHILLIPS,BRANDON  | 798              | 798              | *PHILLIPS,BRANDON  |  |
| 869          | 585  | CAMINITI,KEN       | TEMPLETON,GARRY  | 1143       | SOSA,SAMMY      | 890        | 890       | *VOTTO,JOEY     | 990         | 990       | DESHIELDS,DELINO  | 751             | 751           | KENDALL,JASON      | 675              | 675              | KENNEDY,ADAM       |  |
| 573          | 582  | WHITE,RONDELL      | CARTER,JOE       | 887        | DAVIS,ERIC      | 887        | 887       | DAVIS,ERIC      | 988         | 988       | DUNSTON,SHAWON    | 745             | 745           | PUJOLS,ALBERT      | 598              | 598              | *BRUCE,JAY         |  |
| 567          | 552  | MURPHY,DALE        | *BELTRAN,CARLOS  | 760        | *MARTIN,RUSSELL | 760        | 760       | *MARTIN,RUSSELL | 876         | 876       | HOWARD,RYAN       | 694             | 694           | *KEMP,MATT         | 539              | 539              | *FREEMAN,FREDDIE   |  |
| 538          | 542  | MARTIN,AL          | RAMIREZ,HANLEY   | 746        | ABREU,BOBBY     | 746        | 746       | ABREU,BOBBY     | 873         | 873       | STRAWBERRY,Darryl | 605             | 605           | HELTON,TODD        | 536              | 536              | HILL,GLENALLEN     |  |
| 533          | 533  | OQUENDO,JOSE       | UGGLA,DAN        | 656        | PALMEIRO,RAFAEL | 656        | 656       | PALMEIRO,RAFAEL | 831         | 831       | LUGO,JULIO        | 595             | 595           | MCCANN,BRIAN       | 534              | 534              | GILKEY,BERNARD     |  |
| 532          | 507  | *ENCARNACION,Edwin | *DESMOND,IAN     | 517        | SMITH,OZZIE     | 517        | 517       | SMITH,OZZIE     | 766         | 766       | LIEBERTHAL,MIKE   | 577             | 577           | CASTILLA,VINNY     | 515              | 515              | *ALTUVE,JOSE       |  |
| 518          | 501  | FURCAL,RAFAEL      | MONTERO,MIGUEL   | PITTSBURGH |                 |            | ST. LOUIS |                 |             | SAN DIEGO |                   |                 | SAN FRANCISCO |                    |                  | WASHINGTON (MON) |                    |  |
| PHILADELPHIA |      |                    | PITTSBURGH       |            |                 | ST. LOUIS  |           |                 | SAN DIEGO   |           |                   | SAN FRANCISCO   |               |                    | WASHINGTON (MON) |                  |                    |  |
| GM           | GM   | NAME               | GM               | GM         | NAME            | GM         | GM        | NAME            | GM          | GM        | NAME              | GM              | GM            | NAME               | GM               | GM               | NAME               |  |
| 766          | 1413 | CLARK,WILL         | ALOMAR,ROBERTO   | 903        | NIXON,OTIS      | 1280       | 1280      | *BELTRE,ADRIAN  | 1308        | 1308      | GUERRERO,Vladimir | 1240            | 1240          | JONES,ANDRUW       | 1240             | 1240             | JONES,ANDRUW       |  |
| 653          | 1209 | HAMILTON,JOSH      | RENTERIA,EDGAR   | 878        | VAN SLYKE,ANDY  | 1145       | 1145      | *REYES,JOSE     | 1241        | 1241      | *CABRERA,MIGUEL   | 1198            | 1198          | ROLLINS,JIMMY      | 1198             | 1198             | ROLLINS,JIMMY      |  |
| 586          | 1201 | ALOU,MOISES        | GALARRAGA,Andres | 729        | KRUK,JOHN       | 964        | 964       | LEE,DERREK      | 885         | 885       | GILES,BRIAN       | 910             | 910           | JONES,CHIPPER      | 910              | 910              | JONES,CHIPPER      |  |
| 582          | 950  | BROOKS,HUBIE       | *WRIGHT,DAVID    | 648        | MUELLER,BILL    | 595        | 595       | LANKFORD,RAY    | 848         | 848       | JUSTICE,DAVID     | 836             | 836           | KLESKO,RYAN        | 836              | 836              | KLESKO,RYAN        |  |
| 531          | 875  | BUTLER,BRETT       | DUNN,ADAM        | 644        | THOMPSON,ROBBIE | 590        | 590       | YOUNG,DMITRI    | 798         | 798       | CAMERON,MIKE      | 806             | 806           | *MOLINA,YADIER     | 806              | 806              | *MOLINA,YADIER     |  |
| 514          | 840  | HOLLIDAY,MATT      | *PENCE,HUNTER    | 603        | BICHETTE,DANTE  | 584        | 584       | BAY,JASON       | 776         | 776       | BOONE,BRET        | 719             | 719           | POLANCO,PLACIDO    | 719              | 719              | POLANCO,PLACIDO    |  |
| 469          | 828  | SAMUEL,JUAN        | GWYNN,TONY SR    | 594        | SMITH,OZZIE     | 552        | 552       | VIDRO,JOSE      | 775         | 775       | *ZIMMERMAN,RYAN   | 606             | 606           | *PUJOLS,ALBERT     | 606              | 606              | *PUJOLS,ALBERT     |  |
| 429          | 778  | MONDESI,RAUL       | *FRANCOEUR,JEFF  | 588        | GONZALEZ,LUIS   | 508        | 508       | UTLEY,CHASE     | 771         | 771       | ETHIER,ANDRE      | 595             | 595           | QUENTIN,CARLOS     | 595              | 595              | QUENTIN,CARLOS     |  |
| 424          | 684  | LANSING,MIKE       | RANDA,JOE        | 573        | BOURN,MICHAEL   | 461        | 461       | PRADO,MARTIN    | 692         | 692       | CABRERA,ORLANDO   | 566             | 566           | *MCCUTCHEEN,Andrew | 566              | 566              | *MCCUTCHEEN,Andrew |  |
| 424          | 683  | STOCKER,KEVIN      | LAROCHE,ADAM     | 472        | OWEN,SPIKE      | 430        | 430       | BROGNA,RICO     | 651         | 651       | FERNANDEZ,TONY    | 491             | 491           | OVERBAY,LYLE       | 491              | 491              | OVERBAY,LYLE       |  |

| ATLANTA      |      |                    | CHICAGO          |      |                 | CINCINNATI |      |                   | LOS ANGELES |      |                   | MILWAUKEE (HOU) |      |                    | NEW YORK   |      |                    |
|--------------|------|--------------------|------------------|------|-----------------|------------|------|-------------------|-------------|------|-------------------|-----------------|------|--------------------|------------|------|--------------------|
| AB           | AB   | NAME               | AB               | AB   | NAME            | AB         | AB   | NAME              | AB          | AB   | NAME              | AB              | AB   | NAME               | AB         | AB   | NAME               |
| 3908         | 4307 | PIAZZA,MIKE        | SANDBERG,RYNE    | 4309 | RAINES,TIM      | 6345       | 6345 | BONDS,BARRY       | 4220        | 4220 | WALKER,LARRY      | 3899            | 3899 | BERKMAN,LANCE      | 3899       | 3899 | BERKMAN,LANCE      |
| 3761         | 2766 | CASTILLO,LUIS      | MCREYNOLDS,KEVIN | 4264 | SOSA,SAMMY      | 5249       | 5249 | GRACE,MARK        | 3778        | 3778 | BELL,JAY          | 3570            | 3570 | LARKIN,BARRY       | 3570       | 3570 | LARKIN,BARRY       |
| 3644         | 2502 | BAGWELL,JEFF       | PALMEIRO,RAFAEL  | 4071 | SHEFFIELD,GARY  | 3789       | 3789 | WILLIAMS,MATT     | 3161        | 3161 | *PHILLIPS,BRANDON | 3473            | 3473 | BIGGIO,CRAIG       | 3473       | 3473 | BIGGIO,CRAIG       |
| 3068         | 2234 | CAMINITI,KEN       | CARTER,JOE       | 3939 | ROLEN,SCOTT     | 3574       | 3574 | SANDERS,REGGIE    | 2851        | 2851 | PUJOLS,ALBERT     | 2911            | 2911 | JEFFERIES,GREG     | 2911       | 2911 | JEFFERIES,GREG     |
| 2072         | 2141 | MURPHY,DALE        | RAMIREZ,HANLEY   | 3026 | ABREU,BOBBY     | 3226       | 3226 | DESHIELDS,DELINO  | 2657        | 2657 | KENDALL,JASON     | 2495            | 2495 | KENNEDY,ADAM       | 2495       | 2495 | KENNEDY,ADAM       |
| 1919         | 2135 | FURCAL,RAFAEL      | *BELTRAN,CARLOS  | 2964 | *VOTTO,JOEY     | 2952       | 2952 | DUNSTON,SHAWON    | 2657        | 2657 | KENDALL,JASON     | 2105            | 2105 | *ALTUVE,JOSE       | 2105       | 2105 | *ALTUVE,JOSE       |
| 1884         | 1995 | *ENCARNACION,Edwin | UGGLA,DAN        | 2744 | DAVIS,ERIC      | 2886       | 2886 | HOWARD,RYAN       | 2509        | 2509 | *KEMP,MATT        | 2003            | 2003 | *BRUCE,JAY         | 2003       | 2003 | *BRUCE,JAY         |
| 1873         | 1885 | MARTIN,AL          | *DESMOND,IAN     | 2445 | PALMEIRO,RAFAEL | 2792       | 2792 | STRAWBERRY,Darryl | 2221        | 2221 | HELTON,TODD       | 1910            | 1910 | *FREEMAN,FREDDIE   | 1910       | 1910 | *FREEMAN,FREDDIE   |
| 1867         | 1754 | BONILLA,BOBBY      | TEMPLETON,GARRY  | 2440 | *MARTIN,RUSSELL | 2496       | 2496 | LUGO,JULIO        | 2096        | 2096 | MCCANN,BRIAN      | 1808            | 1808 | GILKEY,BERNARD     | 1808       | 1808 | GILKEY,BERNARD     |
| 1802         | 1695 | DYKSTRA,LENNY      | MONTERO,MIGUEL   | 1928 | SMITH,OZZIE     | 2322       | 2322 | WERTH,JAYSON      | 2016        | 2016 | CASTILLA,VINNY    | 1688            | 1688 | HILL,GLENALLEN     | 1688       | 1688 | HILL,GLENALLEN     |
| PHILADELPHIA |      |                    | PITTSBURGH       |      |                 | ST. LOUIS  |      |                   | SAN DIEGO   |      |                   | SAN FRANCISCO   |      |                    | WASHINGTON |      |                    |
| AB           | AB   | NAME               | AB               | AB   | NAME            | AB         | AB   | NAME              | AB          | AB   | NAME              | AB              | AB   | NAME               | AB         | AB   | NAME               |
| 2913         | 5466 | CLARK,WILL         | ALOMAR,ROBERTO   | 2812 | VAN SLYKE,ANDY  | 4499       | 4499 | *BELTRE,ADRIAN    | 4880        | 4880 | GUERRERO,Vladimir | 4573            | 4573 | ROLLINS,JIMMY      | 4573       | 4573 | ROLLINS,JIMMY      |
| 2240         | 4491 | HAMILTON,JOSH      | GALARRAGA,Andres | 2715 | NIXON,OTIS      | 4052       | 4052 | *REYES,JOSE       | 4566        | 4566 | *CABRERA,MIGUEL   | 4079            | 4079 | JONES,ANDRUW       | 4079       | 4079 | JONES,ANDRUW       |
| 2121         | 4402 | ALOU,MOISES        | RENTERIA,EDGAR   | 2460 | KRUK,JOHN       | 2995       | 2995 | LEE,DERREK        | 3255        | 3255 | GILES,BRIAN       | 3310            | 3310 | JONES,CHIPPER      | 3310       | 3310 | JONES,CHIPPER      |
| 2095         | 3248 | BUTLER,BRETT       | *WRIGHT,DAVID    | 2254 | BICHETTE,DANTE  | 2170       | 2170 | LANKFORD,RAY      | 2577        | 2577 | BOONE,BRET        | 2762            | 2762 | KLESKO,RYAN        | 2762       | 2762 | KLESKO,RYAN        |
| 1953         | 3053 | BROOKS,HUBIE       | *PENCE,HUNTER    | 2099 | BOURN,MICHAEL   | 1961       | 1961 | YOUNG,DMITRI      | 2555        | 2555 | ETHIER,ANDRE      | 2505            | 2505 | POLANCO,PLACIDO    | 2505       | 2505 | POLANCO,PLACIDO    |
| 1918         | 3008 | HOLLIDAY,MATT      | GWYNN,TONY SR    | 2069 | MUELLER,BILL    | 1957       | 1957 | VIDRO,JOSE        | 2374        | 2374 | JUSTICE,DAVID     | 2349            | 2349 | *MOLINA,YADIER     | 2349       | 2349 | *MOLINA,YADIER     |
| 1767         | 3005 | SAMUEL,JUAN        | DUNN,ADAM        | 2040 | SMITH,OZZIE     | 1950       | 1950 | BAY,JASON         | 2305        | 2305 | CABRERA,ORLANDO   | 2259            | 2259 | *MCCUTCHEEN,Andrew | 2259       | 2259 | *MCCUTCHEEN,Andrew |
| 1627         | 2698 | MONDESI,RAUL       | *FRANCOEUR,JEFF  | 1964 | GONZALEZ,LUIS   | 1868       | 1868 | UTLEY,CHASE       | 2290        | 2290 | FERNANDEZ,TONY    | 2061            | 2061 | *PUJOLS,ALBERT     | 2061       | 2061 | *PUJOLS,ALBERT     |
| 1475         | 2317 | BURKS,ELLIS        | PENA,TONY        | 1717 | THOMPSON,ROBBIE | 1653       | 1653 | PRADO,MARTIN      | 2192        | 2192 | CAMERON,MIKE      | 1495            | 1495 | QUENTIN,CARLOS     | 1495       | 1495 | QUENTIN,CARLOS     |
| 1456         | 2307 | LANSING,MIKE       | RANDA,JOE        | 1452 | GONZALEZ,ADRIAN | 1431       | 1431 | KENT,JEFF         | 2171        | 2171 | GWYNN,TONY SR     | 1371            | 1371 | OVERBAY,LYLE       | 1371       | 1371 | OVERBAY,LYLE       |

DVAL TEAM LEADERS

| ATLANTA |                    |      | CHICAGO          |      |                 | CINCINNATI |                   |      | LOS ANGELES        |      |                    | MILWAUKEE (HOU) |      |     | NEW YORK |     |      |
|---------|--------------------|------|------------------|------|-----------------|------------|-------------------|------|--------------------|------|--------------------|-----------------|------|-----|----------|-----|------|
| H       | NAME               | H    | NAME             | H    | NAME            | H          | NAME              | H    | NAME               | H    | NAME               | H               | NAME | H   | NAME     | H   | NAME |
| 1092    | PIAZZA,MIKE        | 1194 | SANDBERG,RYNE    | 1191 | RAINES,TIM      | 1782       | BONDS,BARRY       | 1222 | WALKER,LARRY       | 983  | BERKMAN,LANCE      |                 |      |     |          |     |      |
| 1065    | BAGWELL,JEFF       | 775  | MCREYNOLDS,KEVIN | 1159 | SHEFFIELD,GARY  | 1459       | GRACE,MARK        | 928  | BELL,JAY           | 965  | LARKIN,BARRY       |                 |      |     |          |     |      |
| 982     | CASTILLO,LUIS      | 699  | RAMIREZ,HANLEY   | 1115 | SOSA,SAMMY      | 964        | WILLIAMS,MATT     | 917  | GRISSOM,MARQUIS    | 946  | BIGGIO,CRAIG       |                 |      |     |          |     |      |
| 776     | CAMINITI,KEN       | 676  | PALMEIRO,RAFAEL  | 1011 | ROLEN,SCOTT     | 939        | SANDERS,REGGIE    | 875  | PUJOLS,ALBERT      | 773  | JEFFERIES,GREG     |                 |      |     |          |     |      |
| 522     | MURPHY,DALE        | 543  | *BELTRAN,CARLOS  | 870  | *VOTTO,JOEY     | 815        | DESHIELDS,DELINO  | 792  | *PHILLIPS,BRANDON  | 644  | KENNEDY,ADAM       |                 |      |     |          |     |      |
| 484     | *ENCARNACION,Edwin | 480  | CARTER,JOE       | 762  | ABREU,BOBBY     | 791        | DUNSTON,SHAWON    | 727  | KENDALL,JASON      | 585  | *ALTUVE,JOSE       |                 |      |     |          |     |      |
| 480     | FURGAL,RAFAEL      | 446  | UGGLA,DAN        | 673  | DAVIS,ERIC      | 682        | HOWARD,RYAN       | 712  | HELTON,TODD        | 489  | GILKEY,BERNARD     |                 |      |     |          |     |      |
| 478     | MARTIN,AL          | 444  | *DESMOND,IAN     | 601  | PALMEIRO,RAFAEL | 654        | STRAWBERRY,Darryl | 652  | *KEMP,MATT         | 480  | *FREEMAN,FREDDIE   |                 |      |     |          |     |      |
| 472     | MC GEE,WILLIE      | 416  | TEMPLETON,GARRY  | 600  | *MARTIN,RUSSELL | 621        | LUGO,JULIO        | 549  | CASTILLA,VINNY     | 463  | HILL,GLENALLEN     |                 |      |     |          |     |      |
| 469     | DYKSTRA,LENNY      | 408  | *RIZZO,ANTHONY   | 516  | SMITH,OZZIE     | 549        | WERTH,JAYSON      | 504  | MCCANN,BRIAN       | 436  | *BRUCE,JAY         |                 |      |     |          |     |      |
|         | PHILADELPHIA       |      | PITTSBURGH       |      | ST. LOUIS       |            | SAN DIEGO         |      | SAN FRANCISCO      |      | WASHINGTON         |                 |      |     |          |     |      |
| H       | NAME               | H    | NAME             | H    | NAME            | H          | NAME              | H    | NAME               | H    | NAME               | H               | NAME | H   | NAME     | H   | NAME |
| 789     | CLARK,WILL         | 1429 | ALOMAR,ROBERTO   | 727  | VAN SLYKE,ANDY  | 1164       | *BELTRE,ADRIAN    | 1452 | GUERRERO,Vladimir  | 1156 | ROLLINS,JIMMY      |                 |      |     |          |     |      |
| 617     | HAMILTON,JOSH      | 1298 | GALARRAGA,Andres | 701  | KRUK,JOHN       | 1075       | *REYES,JOSE       | 1320 | *CABRERA,MIGUEL    | 949  | JONES,ANDRUW       |                 |      |     |          |     |      |
| 587     | ALOU,MOISES        | 1164 | RENTERIA,EDGAR   | 690  | NIXON,OTIS      | 831        | LEE,DERREK        | 838  | GILES,BRIAN        | 901  | JONES,CHIPPER      |                 |      |     |          |     |      |
| 569     | BUTLER,BRETT       | 1030 | GWYNN,TONY SR    | 647  | BICHETTE,DANTE  | 586        | LANKFORD,RAY      | 693  | BOONE,BRET         | 704  | KLESKO,RYAN        |                 |      |     |          |     |      |
| 498     | HOLLIDAY,MATT      | 810  | *WRIGHT,DAVID    | 605  | MUELLER,BILL    | 555        | VIDRO,JOSE        | 638  | GWYNN,TONY SR      | 703  | POLANCO,PLACIDO    |                 |      |     |          |     |      |
| 461     | MONDESI,RAUL       | 751  | *PENCE,HUNTER    | 553  | BOURN,MICHAEL   | 516        | YOUNG,DMITRI      | 620  | ETHIER,ANDRE       | 635  | *MOLINA,YADIER     |                 |      |     |          |     |      |
| 466     | BROOKS,HUBIE       | 642  | DUNN,ADAM        | 526  | SMITH,OZZIE     | 499        | BAY,JASON         | 595  | GUERRERO,PEDRO     | 568  | *MCCUTCHEEN,Andrew |                 |      |     |          |     |      |
| 421     | HELTON,TODD        | 631  | *FRANCOEUR,JEFF  | 510  | GONZALEZ,LUIS   | 485        | UTLEY,CHASE       | 584  | JUSTICE,DAVID      | 464  | *PUJOLS,ALBERT     |                 |      |     |          |     |      |
| 420     | BURKS,ELLIS        | 589  | PENA,TONY        | 404  | THOMPSON,ROBBIE | 435        | PRADO,MARTIN      | 582  | FERNANDEZ,TONY     | 363  | OVERBAY,LYLE       |                 |      |     |          |     |      |
| 396     | SAMUEL,JUAN        | 560  | RANDA,JOE        | 390  | GONZALEZ,ADRIAN | 384        | KENT,JEFF         | 568  | CABRERA,ORLANDO    | 338  | QUENTIN,CARLOS     |                 |      |     |          |     |      |
| ATLANTA |                    |      | CHICAGO          |      |                 | CINCINNATI |                   |      | LOS ANGELES        |      |                    | MILWAUKEE (HOU) |      |     | NEW YORK |     |      |
| RBI     | NAME               | RBI  | NAME             | RBI  | NAME            | RBI        | NAME              | RBI  | NAME               | RBI  | NAME               | RBI             | NAME | RBI | NAME     | RBI | NAME |
| 772     | PIAZZA,MIKE        | 611  | SANDBERG,RYNE    | 933  | SOSA,SAMMY      | 1316       | BONDS,BARRY       | 812  | WALKER,LARRY       | 668  | BERKMAN,LANCE      |                 |      |     |          |     |      |
| 681     | BAGWELL,JEFF       | 450  | PALMEIRO,RAFAEL  | 790  | SHEFFIELD,GARY  | 704        | WILLIAMS,MATT     | 609  | PUJOLS,ALBERT      | 549  | LARKIN,BARRY       |                 |      |     |          |     |      |
| 509     | CAMINITI,KEN       | 421  | MCREYNOLDS,KEVIN | 637  | ROLEN,SCOTT     | 690        | GRACE,MARK        | 468  | HELTON,TODD        | 448  | BIGGIO,CRAIG       |                 |      |     |          |     |      |
| 377     | *ENCARNACION,Edwin | 388  | *BELTRAN,CARLOS  | 508  | *VOTTO,JOEY     | 583        | SANDERS,REGGIE    | 439  | *PHILLIPS,BRANDON  | 407  | JEFFERIES,GREG     |                 |      |     |          |     |      |
| 369     | MURPHY,DALE        | 333  | RAMIREZ,HANLEY   | 482  | DAVIS,ERIC      | 511        | STRAWBERRY,Darryl | 426  | BELL,JAY           | 375  | HILL,GLENALLEN     |                 |      |     |          |     |      |
| 304     | BONILLA,BOBBY      | 322  | CARTER,JOE       | 478  | RAINES,TIM      | 503        | HOWARD,RYAN       | 387  | CASTILLA,VINNY     | 268  | GILKEY,BERNARD     |                 |      |     |          |     |      |
| 299     | LEE,CARLOS         | 305  | UGGLA,DAN        | 464  | PALMEIRO,RAFAEL | 365        | MITCHELL,KEVIN    | 365  | *KEMP,MATT         | 262  | *FREEMAN,FREDDIE   |                 |      |     |          |     |      |
| 273     | CASTILLO,LUIS      | 276  | *RIZZO,ANTHONY   | 369  | ABREU,BOBBY     | 360        | DUNSTON,SHAWON    | 343  | GRISSOM,MARQUIS    | 257  | *BRUCE,JAY         |                 |      |     |          |     |      |
| 269     | MARTIN,AL          | 268  | SORIANO,ALFONSO  | 339  | SCHMIDT,MIKE    | 322        | DAWSON,ANDRE      | 331  | RAMIREZ,ARAMIS     | 242  | KENNEDY,ADAM       |                 |      |     |          |     |      |
| 263     | WHITE,RONDELL      | 256  | MONDESI,RAUL     | 310  | *MARTIN,RUSSELL | 302        | LIEBERTHAL,MIKE   | 320  | MCCANN,BRIAN       | 236  | SMITH,LONNIE       |                 |      |     |          |     |      |
|         | PHILADELPHIA       |      | PITTSBURGH       |      | ST. LOUIS       |            | SAN DIEGO         |      | SAN FRANCISCO      |      | WASHINGTON         |                 |      |     |          |     |      |
| RBI     | NAME               | RBI  | NAME             | RBI  | NAME            | RBI        | NAME              | RBI  | NAME               | RBI  | NAME               | RBI             | NAME | RBI | NAME     | RBI | NAME |
| 486     | CLARK,WILL         | 855  | GALARRAGA,Andres | 433  | BICHETTE,DANTE  | 764        | *BELTRE,ADRIAN    | 796  | *CABRERA,MIGUEL    | 698  | JONES,ANDRUW       |                 |      |     |          |     |      |
| 384     | HAMILTON,JOSH      | 608  | ALOMAR,ROBERTO   | 426  | VAN SLYKE,ANDY  | 511        | LEE,DERREK        | 773  | GUERRERO,Vladimir  | 591  | JONES,CHIPPER      |                 |      |     |          |     |      |
| 354     | ALOU,MOISES        | 490  | DUNN,ADAM        | 372  | GONZALEZ,LUIS   | 410        | LANKFORD,RAY      | 459  | GILES,BRIAN        | 475  | ROLLINS,JIMMY      |                 |      |     |          |     |      |
| 302     | BURKS,ELLIS        | 480  | RENTERIA,EDGAR   | 348  | MCGWIRE,MARK    | 397        | *REYES,JOSE       | 410  | BOONE,BRET         | 460  | KLESKO,RYAN        |                 |      |     |          |     |      |
| 272     | MONDESI,RAUL       | 416  | GWYNN,TONY SR    | 313  | MUELLER,BILL    | 324        | YOUNG,DMITRI      | 382  | JUSTICE,DAVID      | 299  | POLANCO,PLACIDO    |                 |      |     |          |     |      |
| 251     | BROOKS,HUBIE       | 413  | *PENCE,HUNTER    | 307  | KRUK,JOHN       | 321        | VIDRO,JOSE        | 362  | GUERRERO,PEDRO     | 281  | *PUJOLS,ALBERT     |                 |      |     |          |     |      |
| 243     | HOLLIDAY,MATT      | 405  | *WRIGHT,DAVID    | 268  | GONZALEZ,ADRIAN | 306        | BAY,JASON         | 323  | ETHIER,ANDRE       | 265  | *MOLINA,YADIER     |                 |      |     |          |     |      |
| 224     | HELTON,TODD        | 363  | LAROUCHE,ADAM    | 240  | THOMPSON,ROBBIE | 264        | KENT,JEFF         | 312  | *STANTON,Giancarlo | 230  | QUENTIN,CARLOS     |                 |      |     |          |     |      |
| 222     | OLERUD,JOHN        | 311  | HAYES,VON        | 214  | UPTON,JUSTIN    | 253        | UTLEY,CHASE       | 312  | CAMERON,MIKE       | 219  | OVERBAY,LYLE       |                 |      |     |          |     |      |
| 220     | SAMUEL,JUAN        | 306  | *FRANCOEUR,JEFF  | 190  | LOPEZ,JAVIER    | 225        | PRADO,MARTIN      | 302  | GANT,RON           | 211  | *MCCUTCHEEN,Andrew |                 |      |     |          |     |      |

DVAL TEAM LEADERS

| ATLANTA      |                    |     | CHICAGO          |     |                  | CINCINNATI |                   |     | LOS ANGELES       |     |                    | MILWAUKEE (HOU) |      |   | NEW YORK   |   |      |
|--------------|--------------------|-----|------------------|-----|------------------|------------|-------------------|-----|-------------------|-----|--------------------|-----------------|------|---|------------|---|------|
| R            | NAME               | R   | NAME             | R   | NAME             | R          | NAME              | R   | NAME              | R   | NAME               | R               | NAME | R | NAME       | R | NAME |
| 787          | BAGWELL,JEFF       | 626 | SANDBERG,RYNE    | 857 | SHEFFIELD,GARY   | 1419       | BONDS,BARRY       | 769 | WALKER,LARRY      | 660 | BERKMAN,LANCE      |                 |      |   |            |   |      |
| 623          | PIAZZA,MIKE        | 442 | RAMIREZ,HANLEY   | 776 | RAINES,TIM       | 800        | GRACE,MARK        | 587 | PUJOLS,ALBERT     | 580 | LARKIN,BARRY       |                 |      |   |            |   |      |
| 549          | CASTILLO,LUIS      | 405 | PALMEIRO,RAFAEL  | 766 | SOSA,SAMMY       | 609        | SANDERS,REGGIE    | 545 | BELL,JAY          | 568 | BIGGIO,CRAIG       |                 |      |   |            |   |      |
| 435          | CAMINITI,KEN       | 397 | MCREYNOLDS,KEVIN | 623 | ROLEN,SCOTT      | 568        | DESHIELDS,DELINO  | 504 | GRISSOM,MARQUIS   | 383 | JEFFERIES,GREG     |                 |      |   |            |   |      |
| 345          | DYKSTRA,LENNY      | 345 | *BELTRAN,CARLOS  | 564 | ABREU,BOBBY      | 545        | WILLIAMS,MATT     | 479 | HELTON,TODD       | 380 | KENNEDY,ADAM       |                 |      |   |            |   |      |
| 341          | MURPHY,DALE        | 285 | UGGLA,DAN        | 537 | *VOTTO,JOEY      | 457        | STRAWBERRY,Darryl | 430 | KENDALL,JASON     | 325 | GILKEY,BERNARD     |                 |      |   |            |   |      |
| 285          | *ENCARNACION,Edwin | 267 | CARTER,JOE       | 490 | DAVIS,ERIC       | 398        | HOWARD,RYAN       | 422 | *PHILLIPS,BRANDON | 298 | *ALTUVE,JOSE       |                 |      |   |            |   |      |
| 282          | MARTIN,AL          | 244 | *RIZZO,ANTHONY   | 338 | PALMEIRO,RAFAEL  | 387        | DUNSTON,SHAWON    | 410 | *KEMP,MATT        | 276 | HILL,GLENALLEN     |                 |      |   |            |   |      |
| 274          | FURCAL,RAFAEL      | 236 | *DESMOND,IAN     | 294 | *MARTIN,RUSSELL  | 329        | WERTH,JAYSON      | 296 | CASTILLA,VINNY    | 242 | *BRUCE,JAY         |                 |      |   |            |   |      |
| 259          | BONILLA,BOBBY      | 235 | MONDESI,RAUL     | 290 | LARKIN,BARRY     | 317        | LUGO,JULIO        | 260 | RAMIREZ,AFRAMIS   | 238 | SMITH,LONNIE       |                 |      |   |            |   |      |
| PHILADELPHIA |                    |     | PITTSBURGH       |     |                  | ST. LOUIS  |                   |     | SAN DIEGO         |     |                    | SAN FRANCISCO   |      |   | WASHINGTON |   |      |
| R            | NAME               | R   | NAME             | R   | NAME             | R          | NAME              | R   | NAME              | R   | NAME               | R               | NAME | R | NAME       | R | NAME |
| 420          | CLARK,WILL         | 857 | ALOMAR,ROBERTO   | 457 | VAN SLYKE,ANDY   | 651        | *BELTRE,ADRIAN    | 829 | GUERRERO,Vladimir | 658 | ROLLINS,JIMMY      |                 |      |   |            |   |      |
| 409          | BUTLER,BRETT       | 722 | GALARRAGA,Andres | 453 | NIXON,OTIS       | 616        | *REYES,JOSE       | 675 | *CABRERA,MIGUEL   | 649 | JONES,ANDRUW       |                 |      |   |            |   |      |
| 352          | HAMILTON,JOSH      | 612 | RENTERIA,EDGAR   | 391 | KRUK,JOHN        | 532        | LEE,DERREK        | 618 | GILES,BRIAN       | 586 | JONES,CHIPPER      |                 |      |   |            |   |      |
| 320          | ALOU,MOISES        | 480 | DUNN,ADAM        | 343 | GONZALEZ,LUIS    | 366        | LANKFORD,RAY      | 374 | BOONE,BRET        | 442 | KLESKO,RYAN        |                 |      |   |            |   |      |
| 278          | HOLLIDAY,MATT      | 471 | *WRIGHT,DAVID    | 341 | BOURN,MICHAEL    | 307        | BAY,JASON         | 352 | CAMERON,MIKE      | 361 | *MCCUTCHEEN,Andrew |                 |      |   |            |   |      |
| 261          | BURKS,ELLIS        | 464 | GWYNN,TONY SR    | 341 | BICHETTE,DANTE   | 306        | UTLEY,CHASE       | 345 | GANT,RON          | 346 | POLANCO,PLACIDO    |                 |      |   |            |   |      |
| 258          | HELTON,TODD        | 409 | HAYES,VON        | 321 | MUELLER,BILL     | 281        | VIDRO,JOSE        | 345 | ETHIER,ANDRE      | 244 | *PUJOLS,ALBERT     |                 |      |   |            |   |      |
| 245          | MONDESI,RAUL       | 382 | *PENCE,HUNTER    | 314 | SMITH,OZZIE      | 267        | KENT,JEFF         | 334 | JOHNSON,HOWARD    | 202 | *MOLINA,YADIER     |                 |      |   |            |   |      |
| 222          | SAMUEL,JUAN        | 301 | *FRANCOEUR,JEFF  | 284 | MCGWIRE,MARK     | 229        | LOFTON,KENNY      | 325 | JUSTICE,DAVID     | 192 | QUENTIN,CARLOS     |                 |      |   |            |   |      |
| 213          | BROOKS,HUBIE       | 298 | DORAN,BILL       | 267 | HENDERSON,RICKEY | 227        | PRADO,MARTIN      | 311 | FERNANDEZ,TONY    | 184 | ROBERTS,DAVE       |                 |      |   |            |   |      |

| ATLANTA      |                    |     | CHICAGO          |     |                 | CINCINNATI |                   |     | LOS ANGELES       |     |                    | MILWAUKEE (HOU) |      |    | NEW YORK   |    |      |
|--------------|--------------------|-----|------------------|-----|-----------------|------------|-------------------|-----|-------------------|-----|--------------------|-----------------|------|----|------------|----|------|
| 2B           | NAME               | 2B  | NAME             | 2B  | NAME            | 2B         | NAME              | 2B  | NAME              | 2B  | NAME               | 2B              | NAME | 2B | NAME       | 2B | NAME |
| 245          | BAGWELL,JEFF       | 227 | SANDBERG,RYNE    | 283 | ROLEN,SCOTT     | 360        | BONDS,BARRY       | 292 | WALKER,LARRY      | 240 | BERKMAN,LANCE      |                 |      |    |            |    |      |
| 186          | PIAZZA,MIKE        | 161 | RAMIREZ,HANLEY   | 222 | RAINES,TIM      | 340        | GRACE,MARK        | 208 | PUJOLS,ALBERT     | 196 | LARKIN,BARRY       |                 |      |    |            |    |      |
| 154          | CAMINITI,KEN       | 154 | MCREYNOLDS,KEVIN | 204 | *VOTTO,JOEY     | 210        | SANDERS,REGGIE    | 206 | BELL,JAY          | 189 | BIGGIO,CRAIG       |                 |      |    |            |    |      |
| 126          | MILLAR,KEVIN       | 149 | *BELTRAN,CARLOS  | 198 | SHEFFIELD,GARY  | 185        | WILLIAMS,MATT     | 183 | HELTON,TODD       | 172 | JEFFERIES,GREG     |                 |      |    |            |    |      |
| 121          | BONILLA,BOBBY      | 142 | PALMEIRO,RAFAEL  | 185 | ABREU,BOBBY     | 160        | DUNSTON,SHAWON    | 155 | GRISSOM,MARQUIS   | 140 | KENNEDY,ADAM       |                 |      |    |            |    |      |
| 119          | CASTILLO,LUIS      | 116 | CARTER,JOE       | 164 | SOSA,SAMMY      | 151        | DESHIELDS,DELINO  | 147 | *PHILLIPS,BRANDON | 132 | *ALTUVE,JOSE       |                 |      |    |            |    |      |
| 116          | *ENCARNACION,Edwin | 103 | *DESMOND,IAN     | 154 | *MARTIN,RUSSELL | 130        | HOWARD,RYAN       | 132 | MCCANN,BRIAN      | 130 | *FREEMAN,FREDDIE   |                 |      |    |            |    |      |
| 115          | DYKSTRA,LENNY      | 103 | UGGLA,DAN        | 122 | PALMEIRO,RAFAEL | 122        | LIEBERTHAL,MIKE   | 122 | *KEMP,MATT        | 112 | GREEN,SHAWN        |                 |      |    |            |    |      |
| 111          | FURCAL,RAFAEL      | 102 | *RIZZO,ANTHONY   | 116 | LARKIN,BARRY    | 120        | STRAWBERRY,Darryl | 109 | SANDOVAL,PABLO    | 105 | GILKEY,BERNARD     |                 |      |    |            |    |      |
| 110          | WHITE,RONDELL      | 90  | SORIANO,ALFONSO  | 109 | DAVIS,ERIC      | 119        | LUGO,JULIO        | 107 | CASTILLA,VINNY    | 99  | *BRUCE,JAY         |                 |      |    |            |    |      |
| PHILADELPHIA |                    |     | PITTSBURGH       |     |                 | ST. LOUIS  |                   |     | SAN DIEGO         |     |                    | SAN FRANCISCO   |      |    | WASHINGTON |    |      |
| 2B           | NAME               | 2B  | NAME             | 2B  | NAME            | 2B         | NAME              | 2B  | NAME              | 2B  | NAME               | 2B              | NAME | 2B | NAME       | 2B | NAME |
| 174          | CLARK,WILL         | 302 | GALARRAGA,Andres | 163 | VAN SLYKE,ANDY  | 275        | *BELTRE,ADRIAN    | 300 | *CABRERA,MIGUEL   | 286 | ROLLINS,JIMMY      |                 |      |    |            |    |      |
| 145          | ALOU,MOISES        | 291 | ALOMAR,ROBERTO   | 151 | GONZALEZ,LUIS   | 217        | *REYES,JOSE       | 279 | GUERRERO,Vladimir | 196 | JONES,ANDRUW       |                 |      |    |            |    |      |
| 137          | HOLLIDAY,MATT      | 259 | RENTERIA,EDGAR   | 149 | KRUK,JOHN       | 215        | LEE,DERREK        | 213 | GILES,BRIAN       | 190 | JONES,CHIPPER      |                 |      |    |            |    |      |
| 125          | HAMILTON,JOSH      | 222 | *WRIGHT,DAVID    | 142 | MUELLER,BILL    | 160        | LANKFORD,RAY      | 165 | ETHIER,ANDRE      | 166 | KLESKO,RYAN        |                 |      |    |            |    |      |
| 112          | HELTON,TODD        | 213 | GWYNN,TONY SR    | 128 | BICHETTE,DANTE  | 145        | VIDRO,JOSE        | 141 | *ZIMMERMAN,RYAN   | 138 | *MOLINA,YADIER     |                 |      |    |            |    |      |
| 99           | MONDESI,RAUL       | 179 | *PENCE,HUNTER    | 110 | BOURN,MICHAEL   | 117        | YOUNG,DMITRI      | 138 | BOONE,BRET        | 134 | *MCCUTCHEEN,Andrew |                 |      |    |            |    |      |
| 95           | BURKS,ELLIS        | 155 | DUNN,ADAM        | 108 | GONZALEZ,ADRIAN | 115        | UTLEY,CHASE       | 137 | CABRERA,ORLANDO   | 126 | POLANCO,PLACIDO    |                 |      |    |            |    |      |
| 95           | LANSING,MIKE       | 154 | *FRANCOEUR,JEFF  | 101 | THOMPSON,ROBBIE | 114        | BAY,JASON         | 117 | ALFONZO,EDGARDO   | 104 | OVERBAY,LYLE       |                 |      |    |            |    |      |
| 91           | SANCHEZ,FREDDY     | 150 | LAROCHE,ADAM     | 98  | NIXON,OTIS      | 109        | PRADO,MARTIN      | 113 | FERNANDEZ,TONY    | 99  | QUENTIN,CARLOS     |                 |      |    |            |    |      |
| 91           | SAMUEL,JUAN        | 139 | O'NEILL,PAUL     | 91  | SMITH,OZZIE     | 90         | KENT,JEFF         | 111 | CAMERON,MIKE      | 95  | *PUJOLS,ALBERT     |                 |      |    |            |    |      |

DVAL TEAM LEADERS

| ATLANTA      |                   |    | CHICAGO           |    |                  | CINCINNATI |                    |    | LOS ANGELES        |    |                    | MILWAUKEE (HOU) |                    |    | NEW YORK           |    |                    |
|--------------|-------------------|----|-------------------|----|------------------|------------|--------------------|----|--------------------|----|--------------------|-----------------|--------------------|----|--------------------|----|--------------------|
| 3B           | NAME              | 3B | NAME              | 3B | NAME             | 3B         | NAME               | 3B | NAME               | 3B | NAME               | 3B              | NAME               | 3B | NAME               | 3B | NAME               |
| 37           | MC GEE, WILLIE    | 46 | SANDBERG, RYNE    | 49 | RAINES, TIM      | 74         | BONDS, BARRY       | 37 | WALKER, LARRY      | 41 | LARKIN, BARRY      | 37              | BONDS, BARRY       | 37 | WALKER, LARRY      | 41 | LARKIN, BARRY      |
| 32           | CASTILLO, LUIS    | 20 | PIERRE, JUAN      | 33 | ROLEN, SCOTT     | 52         | DESHIELDS, DELINO  | 52 | DESHIELDS, DELINO  | 31 | BELL, JAY          | 29              | BIGGIO, CRAIG      | 31 | BELL, JAY          | 29 | BIGGIO, CRAIG      |
| 28           | WOMACK, TONY      | 17 | CARTER, JOE       | 30 | SOSA, SAMMY      | 37         | STRAWBERRY, Darryl | 37 | STRAWBERRY, Darryl | 24 | PEREZ, NEIFI       | 25              | ON                 | 24 | PEREZ, NEIFI       | 25 | ON                 |
| 20           | BONILLA, BOBBY    | 17 | PALMEIRO, RAFAEL  | 26 | *MARTE, STARLING | 26         | *MARTE, STARLING   | 33 | DUNSTON, SHAWON    | 17 | *KEMP, MATT        | 24              | SMITH, LONNIE      | 17 | *KEMP, MATT        | 24 | SMITH, LONNIE      |
| 19           | FURCAL, RAFAEL    | 17 | BUTLER, BRETT     | 24 | REDUS, GARY      | 24         | REDUS, GARY        | 32 | SANDERS, REGGIE    | 16 | WILSON, JACK       | 21              | *EATON, ADAM       | 16 | WILSON, JACK       | 21 | *EATON, ADAM       |
| 16           | MARTIN, AL        | 15 | *BELTRAN, CARLOS  | 23 | CASTRO, STARLIN  | 23         | CASTRO, STARLIN    | 31 | LOFTON, KENNY      | 15 | HELTON, TODD       | 19              | BUTLER, BRETT      | 15 | HELTON, TODD       | 19 | BUTLER, BRETT      |
| 15           | HIDALGO, RICHARD  | 14 | RAMIREZ, HANLEY   | 18 | DAVIS, ERIC      | 18         | DAVIS, ERIC        | 28 | COLEMAN, VINCE     | 14 | FURCAL, RAFAEL     | 17              | JEFFERIES, GREG    | 14 | FURCAL, RAFAEL     | 17 | JEFFERIES, GREG    |
| 14           | BONIFACIO, EMILIO | 14 | MCREYNOLDS, KEVIN | 18 | SANDERS, DEION   | 18         | SANDERS, DEION     | 27 | GRACE, MARK        | 14 | *PHILLIPS, BRANDON | 16              | KENNEDY, ADAM      | 14 | *PHILLIPS, BRANDON | 16 | KENNEDY, ADAM      |
| 13           | 4 players         | 11 | OFFERMAN, JOSE    | 18 | WEISS, WALT      | 23         | DAWSON, ANDRE      | 23 | DAWSON, ANDRE      | 12 | *SEGURA, JEAN      | 15              | *ALTUVE, JOSE      | 12 | *SEGURA, JEAN      | 15 | *ALTUVE, JOSE      |
|              |                   | 10 | 3 players         | 16 | 2 players        | 22         | 2 players          | 22 | 2 players          | 11 | KENDALL, JASON     | 14              | 2 players          | 11 | KENDALL, JASON     | 14 | 2 players          |
| PHILADELPHIA |                   |    | PITTSBURGH        |    |                  | ST. LOUIS  |                    |    | SAN DIEGO          |    |                    | SAN FRANCISCO   |                    |    | WASHINGTON         |    |                    |
| 3B           | NAME              | 3B | NAME              | 3B | NAME             | 3B         | NAME               | 3B | NAME               | 3B | NAME               | 3B              | NAME               | 3B | NAME               | 3B | NAME               |
| 33           | SAMUEL, JUAN      | 43 | ALOMAR, ROBERTO   | 43 | VAN SLYKE, ANDY  | 68         | *REYES, JOSE       | 68 | *REYES, JOSE       | 34 | GILES, BRIAN       | 57              | ROLLINS, JIMMY     | 34 | GILES, BRIAN       | 57 | ROLLINS, JIMMY     |
| 28           | BUTLER, BRETT     | 32 | FINLEY, STEVE     | 29 | BOURN, MICHAEL   | 19         | JOHNSON, LANCE     | 19 | JOHNSON, LANCE     | 32 | GUERRERO, Vladimir | 28              | JONES, ANDRUW      | 32 | GUERRERO, Vladimir | 28 | JONES, ANDRUW      |
| 27           | CLARK, WILL       | 23 | *PENCE, HUNTER    | 24 | SMITH, OZZIE     | 24         | SMITH, OZZIE       | 19 | LANKFORD, RAY      | 27 | DREW, STEPHEN      | 20              | JONES, CHIPPER     | 27 | DREW, STEPHEN      | 20 | JONES, CHIPPER     |
| 26           | MONDESI, RAUL     | 21 | *GOMEZ, CARLOS    | 19 | KRUK, JOHN       | 16         | UTLEY, CHASE       | 16 | UTLEY, CHASE       | 26 | FERNANDEZ, TONY    | 19              | ROBERTS, DAVE      | 26 | FERNANDEZ, TONY    | 19 | ROBERTS, DAVE      |
| 18           | *HUNDLEY, NICK    | 20 | GALARRAGA, Andres | 18 | GONZALEZ, LUIS   | 16         | YOUNG, DMITRI      | 16 | YOUNG, DMITRI      | 26 | GWYNN, TONY SR     | 18              | KLESKO, RYAN       | 26 | GWYNN, TONY SR     | 18 | KLESKO, RYAN       |
| 15           | HAMILTON, JOSH    | 18 | *WRIGHT, DAVID    | 16 | OWEN, SPIKE      | 16         | *GORDON, DEE       | 16 | *GORDON, DEE       | 24 | CAMERON, MIKE      | 17              | *MCCUTCHEN, Andrew | 24 | CAMERON, MIKE      | 17 | *MCCUTCHEN, Andrew |
| 14           | *SPAN, DENARD     | 18 | HAYES, VON        | 15 | BICHETTE, DANTE  | 15         | KOTSAY, MARK       | 15 | KOTSAY, MARK       | 22 | WILSON, MOOKIE     | 11              | HUNTER, BRIAN L.   | 22 | WILSON, MOOKIE     | 11 | HUNTER, BRIAN L.   |
| 14           | DYE, JERMAINE     | 18 | WEBSTER, MITCH    | 14 | NIXON, OTIS      | 15         | *BELT, BRANDON     | 15 | *BELT, BRANDON     | 20 | ETHIER, ANDRE      | 9               | PAGAN, ANGEL       | 20 | ETHIER, ANDRE      | 9  | PAGAN, ANGEL       |
| 13           | 5 players         | 17 | RANDA, JOE        | 12 | THOMPSON, ROBBIE | 15         | LOFTON, KENNY      | 15 | LOFTON, KENNY      | 19 | *REVERE, BEN       | 9               | BULLETT, SCOTT     | 19 | *REVERE, BEN       | 9  | BULLETT, SCOTT     |
|              |                   | 16 | 3 players         | 12 | HILL, AARON      | 15         | MORANDINI, MICKEY  | 15 | MORANDINI, MICKEY  | 18 | GANT, RON          | 8               | POLANCO, PLACIDO   | 18 | GANT, RON          | 8  | POLANCO, PLACIDO   |

| ATLANTA    |                     |     | CHICAGO           |     |                  | CINCINNATI |                    |     | LOS ANGELES         |     |                    | MILWAUKEE (HOU) |                     |     | NEW YORK          |     |                    |
|------------|---------------------|-----|-------------------|-----|------------------|------------|--------------------|-----|---------------------|-----|--------------------|-----------------|---------------------|-----|-------------------|-----|--------------------|
| HR         | NAME                | HR  | NAME              | HR  | NAME             | HR         | NAME               | HR  | NAME                | HR  | NAME               | HR              | NAME                | HR  | NAME              | HR  | NAME               |
| 274        | PIAZZA, MIKE        | 145 | SANDBERG, RYNE    | 352 | SOSA, SAMMY      | 479        | BONDS, BARRY       | 232 | WALKER, LARRY       | 221 | BERKMAN, LANCE     | 274             | PIAZZA, MIKE        | 145 | SANDBERG, RYNE    | 352 | SOSA, SAMMY        |
| 238        | BAGWELL, JEFF       | 137 | PALMEIRO, RAFAEL  | 270 | SHEFFIELD, GARY  | 200        | WILLIAMS, MATT     | 199 | PUJOLS, ALBERT      | 101 | HILL, GLENALLEN    | 238             | BAGWELL, JEFF       | 137 | PALMEIRO, RAFAEL  | 270 | SHEFFIELD, GARY    |
| 153        | CAMINITI, KEN       | 124 | MCREYNOLDS, KEVIN | 176 | ROLEN, SCOTT     | 190        | HOWARD, RYAN       | 142 | HELTON, TODD        | 87  | LARKIN, BARRY      | 153             | CAMINITI, KEN       | 124 | MCREYNOLDS, KEVIN | 176 | ROLEN, SCOTT       |
| 135        | *ENCARNACION, Edwin | 106 | *BELTRAN, CARLOS  | 168 | PALMEIRO, RAFAEL | 166        | STRAWBERRY, Darryl | 126 | *KEMP, MATT         | 86  | *BRUCE, JAY        | 135             | *ENCARNACION, Edwin | 106 | *BELTRAN, CARLOS  | 168 | STRAWBERRY, Darryl |
| 111        | MURPHY, DALE        | 102 | CARTER, JOE       | 164 | DAVIS, ERIC      | 162        | SANDERS, REGGIE    | 112 | *PHILLIPS, BRANDON  | 77  | BIGGIO, CRAIG      | 111             | MURPHY, DALE        | 102 | CARTER, JOE       | 164 | DAVIS, ERIC        |
| 84         | LEE, CARLOS         | 99  | RAMIREZ, HANLEY   | 148 | *VOTTO, JOEY     | 112        | GRACE, MARK        | 110 | BELL, JAY           | 75  | *FREEMAN, FREDDIE  | 84              | LEE, CARLOS         | 99  | RAMIREZ, HANLEY   | 148 | *VOTTO, JOEY       |
| 81         | MILLAR, KEVIN       | 96  | UGGLA, DAN        | 120 | ABREU, BOBBY     | 112        | MITCHELL, KEVIN    | 110 | BELL, JAY           | 66  | *ALVAREZ, PEDRO    | 81              | MILLAR, KEVIN       | 96  | UGGLA, DAN        | 120 | ABREU, BOBBY       |
| 77         | *UPTON, JUSTIN      | 86  | SORIANO, ALFONSO  | 114 | SCHMIDT, MIKE    | 102        | DAWSON, ANDRE      | 107 | RAMIREZ, ARAMIS     | 65  | GILKEY, BERNARD    | 77              | *UPTON, JUSTIN      | 86  | SORIANO, ALFONSO  | 114 | SCHMIDT, MIKE      |
| 73         | MARTIN, AL          | 78  | *RIZZO, ANTHONY   | 94  | RAINES, TIM      | 87         | THOME, JIM         | 93  | MCCANN, BRIAN       | 62  | EDMONDS, JIM       | 73              | MARTIN, AL          | 78  | *RIZZO, ANTHONY   | 94  | RAINES, TIM        |
| 71         | HIDALGO, RICHARD    | 73  | MONDESI, RAUL     | 78  | *MARTIN, RUSSELL | 81         | DUNSTON, SHAWON    | 86  | GRISSOM, MARQUIS    | 60  | JEFFERIES, GREG    | 71              | HIDALGO, RICHARD    | 73  | MONDESI, RAUL     | 78  | *MARTIN, RUSSELL   |
| 71         | WHITE, RONDELL      |     |                   |     |                  |            |                    |     |                     |     |                    | 71              | WHITE, RONDELL      |     |                   |     |                    |
| PITTSBURGH |                     |     | ST. LOUIS         |     |                  | SAN DIEGO  |                    |     | SAN FRANCISCO       |     |                    | WASHINGTON      |                     |     |                   |     |                    |
| HR         | NAME                | HR  | NAME              | HR  | NAME             | HR         | NAME               | HR  | NAME                | HR  | NAME               | HR              | NAME                | HR  | NAME              | HR  | NAME               |
| 120        | HAMILTON, JOSH      | 255 | GALARRAGA, Andres | 145 | MCGWIRE, MARK    | 217        | *BELTRE, ADRIAN    | 278 | *CABRERA, MIGUEL    | 241 | JONES, ANDRUW      | 120             | HAMILTON, JOSH      | 255 | GALARRAGA, Andres | 145 | MCGWIRE, MARK      |
| 110        | CLARK, WILL         | 223 | DUNN, ADAM        | 122 | BICHETTE, DANTE  | 152        | LEE, DERREK        | 246 | GUERRERO, Vladimir  | 184 | JONES, CHIPPER     | 110             | CLARK, WILL         | 223 | DUNN, ADAM        | 122 | BICHETTE, DANTE    |
| 102        | BURKS, ELLIS        | 138 | ALOMAR, ROBERTO   | 102 | VAN SLYKE, ANDY  | 104        | LANKFORD, RAY      | 140 | GILES, BRIAN        | 161 | KLESKO, RYAN       | 102             | BURKS, ELLIS        | 138 | ALOMAR, ROBERTO   | 104 | LANKFORD, RAY      |
| 94         | ALOU, MOISES        | 124 | LAROCHE, ADAM     | 88  | GONZALEZ, LUIS   | 98         | BAY, JASON         | 130 | *STANTON, Giancarlo | 127 | ROLLINS, JIMMY     | 94              | ALOU, MOISES        | 124 | LAROCHE, ADAM     | 88  | GONZALEZ, LUIS     |
| 74         | HOLLIDAY, MATT      | 119 | *WRIGHT, DAVID    | 69  | LOPEZ, JAVIER    | 77         | *REYES, JOSE       | 122 | BOONE, BRETT        | 109 | *PUJOLS, ALBERT    | 74              | HOLLIDAY, MATT      | 119 | *WRIGHT, DAVID    | 69  | LOPEZ, JAVIER      |
| 65         | HELTON, TODD        | 113 | *PENCE, HUNTER    | 68  | UPTON, JUSTIN    | 76         | UTLEY, CHASE       | 113 | JOHNSON, HOWARD     | 90  | *MCCUTCHEN, Andrew | 65              | HELTON, TODD        | 113 | *PENCE, HUNTER    | 68  | UPTON, JUSTIN      |
| 65         | BROOKS, HUBIE       | 100 | RENTERIA, EDGAR   | 65  | KRUK, JOHN       | 75         | YOUNG, DMITRI      | 111 | JUSTICE, DAVID      | 81  | QUENTIN, CARLOS    | 65              | BROOKS, HUBIE       | 100 | RENTERIA, EDGAR   | 65  | KRUK, JOHN         |
| 60         | MONDESI, RAUL       | 83  | *FRANCOEUR, JEFF  | 64  | GONZALEZ, ADRIAN | 70         | KENT, JEFF         | 107 | CAMERON, MIKE       | 65  | *MOLINA, YADIER    | 60              | MONDESI, RAUL       | 83  | *FRANCOEUR, JEFF  | 64  | GONZALEZ, ADRIAN   |
| 58         | SAMUEL, JUAN        | 83  | O'NEILL, PAUL     | 60  | *REYNOLDS, MARK  | 66         | VIDRO, JOSE        | 103 | GANT, RON           | 57  | OVERBAY, LYLE      | 58              | SAMUEL, JUAN        | 83  | O'NEILL, PAUL     | 60  | *REYNOLDS, MARK    |
| 56         | DYE, JERMAINE       | 76  | *WALKER, NEIL     | 60  | THOMPSON, ROBBIE | 62         | DYE, JERMAINE      | 91  | GUERRERO, PEDRO     | 48  | *RASMUS, COLBY     | 56              | DYE, JERMAINE       | 76  | *WALKER, NEIL     | 60  | THOMPSON, ROBBIE   |

DVAL TEAM LEADERS

| ATLANTA      |                    |      | CHICAGO          |      |                  | CINCINNATI |                   |     | LOS ANGELES        |     |                    | MILWAUKEE (HOU) |      |    | NEW YORK   |    |      |
|--------------|--------------------|------|------------------|------|------------------|------------|-------------------|-----|--------------------|-----|--------------------|-----------------|------|----|------------|----|------|
| BB           | NAME               | BB   | NAME             | BB   | NAME             | BB         | NAME              | BB  | NAME               | BB  | NAME               | BB              | NAME | BB | NAME       | BB | NAME |
| 610          | BAGWELL,JEFF       | 366  | SANDBERG,RYNE    | 639  | SHEFFIELD,GARY   | 1270       | BONDS,BARRY       | 446 | WALKER,LARRY       | 608 | BERKMAN,LANCE      |                 |      |    |            |    |      |
| 373          | PIAZZA,MIKE        | 245  | PALMEIRO,RAFAEL  | 598  | RAINES,TIM       | 536        | GRACE,MARK        | 381 | BELL,JAY           | 435 | BIGGIO,CRAIG       |                 |      |    |            |    |      |
| 371          | CASTILLO,LUIS      | 220  | *RIZZO,ANTHONY   | 471  | *VOTTO,JOEY      | 379        | DESHIELDS,DELINO  | 364 | PUJOLS,ALBERT      | 416 | LARKIN,BARRY       |                 |      |    |            |    |      |
| 279          | CAMINITI,KEN       | 215  | MCREYNOLDS,KEVIN | 411  | SOSA,SAMMY       | 357        | STRAWBERRY,Darryl | 318 | HELTON,TODD        | 227 | *FREEMAN,FREDDIE   |                 |      |    |            |    |      |
| 277          | DYKSTRA,LENNY      | 213  | *BELTRAN,CARLOS  | 393  | ROLEN,SCOTT      | 325        | SANDERS,REGGIE    | 270 | KENDALL,JASON      | 223 | JEFFERIES,GREG     |                 |      |    |            |    |      |
| 266          | MURPHY,DALE        | 192  | RAMIREZ,HANLEY   | 379  | ABREU,BOBBY      | 312        | HOWARD,RYAN       | 237 | GRISSOM,MARQUIS    | 198 | GILKEY,BERNARD     |                 |      |    |            |    |      |
| 251          | *ENCARNACION,Edwin | 190  | UGGLA,DAN        | 304  | PALMEIRO,RAFAEL  | 285        | WERTH,JAYSON      | 182 | DAVIS,CHILI        | 182 | SMITH,LONNIE       |                 |      |    |            |    |      |
| 216          | OQUENDO,JOSE       | 184  | MONTERO,MIGUEL   | 293  | DAVIS,ERIC       | 234        | LUGO,JULIO        | 178 | *KEMP,MATT         | 169 | CLARK,JACK         |                 |      |    |            |    |      |
| 203          | BONILLA,BOBBY      | 160  | BLAUSER,JEFF     | 283  | *MARTIN,RUSSELL  | 224        | WILLIAMS,MATT     | 170 | *PHILLIPS,BRANDON  | 164 | *BRUCE,JAY         |                 |      |    |            |    |      |
| 182          | TEIXEIRA,MARK      | 148  | *FREESE,DAVID    | 232  | DAULTON,DARREN   | 192        | JOHNSON,KELLY     | 166 | MCCANN,BRIAN       | 162 | KENNEDY,ADAM       |                 |      |    |            |    |      |
| PHILADELPHIA |                    |      | PITTSBURGH       |      |                  | ST. LOUIS  |                   |     | SAN DIEGO          |     |                    | SAN FRANCISCO   |      |    | WASHINGTON |    |      |
| BB           | NAME               | BB   | NAME             | BB   | NAME             | BB         | NAME              | BB  | NAME               | BB  | NAME               | BB              | NAME | BB | NAME       | BB | NAME |
| 302          | CLARK,WILL         | 562  | ALOMAR,ROBERTO   | 384  | MCGWIRE,MARK     | 330        | LEE,DERREK        | 507 | GILES,BRIAN        | 476 | JONES,CHIPPER      |                 |      |    |            |    |      |
| 301          | BUTLER,BRETT       | 463  | DUNN,ADAM        | 331  | KRUK,JOHN        | 294        | *BELTRE,ADRIAN    | 484 | *CABRERA,MIGUEL    | 465 | JONES,ANDRUW       |                 |      |    |            |    |      |
| 247          | HELTON,TODD        | 345  | *WRIGHT,DAVID    | 287  | GONZALEZ,LUIS    | 288        | LANKFORD,RAY      | 352 | GUERRERO,Vladimir  | 386 | ROLLINS,JIMMY      |                 |      |    |            |    |      |
| 225          | OLERUD,JOHN        | 337  | RENTERIA,EDGAR   | 278  | VAN SLYKE,ANDY   | 271        | *REYES,JOSE       | 301 | JUSTICE,DAVID      | 312 | KLESKO,RYAN        |                 |      |    |            |    |      |
| 202          | HOLLIDAY,MATT      | 312  | HAYES,VON        | 275  | HENDERSON,RICKEY | 245        | BAY,JASON         | 245 | ETHIER,ANDRE       | 252 | *MCCUTCHEEN,Andrew |                 |      |    |            |    |      |
| 189          | ALOU,MOISES        | 302  | GALARRAGA,Andres | 268  | MUELLER,BILL     | 183        | *BELT,BRANDON     | 239 | CAMERON,MIKE       | 224 | QUENTIN,CARLOS     |                 |      |    |            |    |      |
| 181          | HAMILTON,JOSH      | 244  | LAROCHE,ADAM     | 261  | NIXON,OTIS       | 177        | WILKERSON,BRAD    | 235 | ALFONZO,EDGARDO    | 200 | *PUJOLS,ALBERT     |                 |      |    |            |    |      |
| 165          | BURKS,ELLIS        | 229  | *PENCE,HUNTER    | 248  | SMITH,OZZIE      | 172        | ABREU,BOBBY       | 234 | GANT,RON           | 166 | *MOLINA,YADIER     |                 |      |    |            |    |      |
| 152          | SR                 | 216  | DORAN,BILL       | 228  | BOURN,MICHAEL    | 163        | KENT,JEFF         | 212 | JOHNSON,HOWARD     | 166 | OVERBAY,LYLE       |                 |      |    |            |    |      |
| 127          | MCGRUFF,FRED       | 204  | O'NEILL,PAUL     | 173  | GONZALEZ,ADRIAN  | 159        | LOFTON,KENNY      | 205 | GUERRERO,PEDRO     | 161 | POLANCO,PLACIDO    |                 |      |    |            |    |      |
| ATLANTA      |                    |      | CHICAGO          |      |                  | CINCINNATI |                   |     | LOS ANGELES        |     |                    | MILWAUKEE (HOU) |      |    | NEW YORK   |    |      |
| SO           | NAME               | SO   | NAME             | SO   | NAME             | SO         | NAME              | SO  | NAME               | SO  | NAME               | SO              | NAME | SO | NAME       | SO | NAME |
| 707          | BAGWELL,JEFF       | 710  | SANDBERG,RYNE    | 1061 | SOSA,SAMMY       | 1056       | BONDS,BARRY       | 800 | WALKER,LARRY       | 810 | BERKMAN,LANCE      |                 |      |    |            |    |      |
| 618          | PIAZZA,MIKE        | 529  | UGGLA,DAN        | 825  | ROLEN,SCOTT      | 937        | HOWARD,RYAN       | 698 | BELL,JAY           | 598 | BIGGIO,CRAIG       |                 |      |    |            |    |      |
| 608          | CAMINITI,KEN       | 513  | *DESMOND,IAN     | 737  | *VOTTO,JOEY      | 918        | SANDERS,REGGIE    | 642 | *KEMP,MATT         | 499 | *FREEMAN,FREDDIE   |                 |      |    |            |    |      |
| 568          | CASTILLO,LUIS      | 444  | *BELTRAN,CARLOS  | 734  | DAVIS,ERIC       | 774        | WILLIAMS,MATT     | 579 | GRISSOM,MARQUIS    | 491 | *BRUCE,JAY         |                 |      |    |            |    |      |
| 506          | *UPTON,JUSTIN      | 421  | MONTERO,MIGUEL   | 677  | ABREU,BOBBY      | 725        | STRAWBERRY,Darryl | 506 | *PHILLIPS,BRANDON  | 417 | KENNEDY,ADAM       |                 |      |    |            |    |      |
| 491          | MURPHY,DALE        | 417  | STUBBS,DREW      | 614  | SHEFFIELD,GARY   | 649        | WERTH,JAYSON      | 368 | MCCANN,BRIAN       | 393 | LARKIN,BARRY       |                 |      |    |            |    |      |
| 411          | MARTIN,AL          | 410  | CARTER,JOE       | 531  | RAINES,TIM       | 591        | DESHIELDS,DELINO  | 362 | PUJOLS,ALBERT      | 386 | HILL,GLENALLEN     |                 |      |    |            |    |      |
| 349          | *ENCARNACION,Edwin | 391  | RAMIREZ,HANLEY   | 498  | *MARTIN,RUSSELL  | 541        | GRACE,MARK        | 339 | HELTON,TODD        | 343 | *ALVAREZ,PEDRO     |                 |      |    |            |    |      |
| 335          | HIDALGO,RICHARD    | 373  | *FREESE,DAVID    | 418  | PALMEIRO,RAFAEL  | 509        | DUNSTON,SHAWON    | 328 | KENDALL,JASON      | 341 | *CRAWFORD,Brandon  |                 |      |    |            |    |      |
| 332          | 2 players          | 370  | MCREYNOLDS,KEVIN | 381  | VENABLE,WILL     | 486        | JOHNSON,KELLY     | 309 | CASTILLA,VINNY     | 332 | GILKEY,BERNARD     |                 |      |    |            |    |      |
| PHILADELPHIA |                    |      | PITTSBURGH       |      |                  | ST. LOUIS  |                   |     | SAN DIEGO          |     |                    | SAN FRANCISCO   |      |    | WASHINGTON |    |      |
| SO           | NAME               | SO   | NAME             | SO   | NAME             | SO         | NAME              | SO  | NAME               | SO  | NAME               | SO              | NAME | SO | NAME       | SO | NAME |
| 495          | CLARK,WILL         | 1131 | GALARRAGA,Andres | 577  | VAN SLYKE,ANDY   | 743        | *BELTRE,ADRIAN    | 845 | *CABRERA,MIGUEL    | 973 | JONES,ANDRUW       |                 |      |    |            |    |      |
| 469          | HAMILTON,JOSH      | 1038 | DUNN,ADAM        | 469  | BOURN,MICHAEL    | 683        | LEE,DERREK        | 618 | GUERRERO,Vladimir  | 722 | ROLLINS,JIMMY      |                 |      |    |            |    |      |
| 449          | SAMUEL,JUAN        | 776  | *WRIGHT,DAVID    | 466  | KRUK,JOHN        | 660        | *REYES,JOSE       | 608 | CAMERON,MIKE       | 595 | KLESKO,RYAN        |                 |      |    |            |    |      |
| 354          | HOLLIDAY,MATT      | 728  | ALOMAR,ROBERTO   | 444  | NIXON,OTIS       | 569        | LANKFORD,RAY      | 589 | *STANTON,Giancarlo | 524 | JONES,CHIPPER      |                 |      |    |            |    |      |
| 319          | BURKS,ELLIS        | 699  | RENTERIA,EDGAR   | 383  | MCGWIRE,MARK     | 548        | BAY,JASON         | 551 | ETHIER,ANDRE       | 507 | *MCCUTCHEEN,Andrew |                 |      |    |            |    |      |
| 315          | BROOKS,HUBIE       | 649  | *PENCE,HUNTER    | 373  | THOMPSON,ROBBIE  | 412        | UTLEY,CHASE       | 489 | BOONE,BRET         | 342 | *PUJOLS,ALBERT     |                 |      |    |            |    |      |
| 312          | MONDESI,RAUL       | 574  | *FRANCOEUR,JEFF  | 355  | BICHETTE,DANTE   | 382        | *BELT,BRANDON     | 438 | JOHNSON,CHARLES    | 310 | QUENTIN,CARLOS     |                 |      |    |            |    |      |
| 293          | ALOU,MOISES        | 541  | LAROCHE,ADAM     | 349  | *REYNOLDS,MARK   | 366        | YOUNG,DMITRI      | 414 | GILES,BRIAN        | 303 | *MOLINA,YADIER     |                 |      |    |            |    |      |
| 271          | BUTLER,BRETT       | 417  | *WALKER,NEIL     | 302  | UPTON,JUSTIN     | 319        | KENT,JEFF         | 406 | *ZIMMERMAN,RYAN    | 286 | OVERBAY,LYLE       |                 |      |    |            |    |      |
| 232          | DYE,JERMAINE       | 417  | HAYES,VON        | 283  | MUELLER,BILL     | 299        | BROGNA,RICO       | 402 | JUSTICE,DAVID      | 267 | *RASMUS,COLBY      |                 |      |    |            |    |      |

DVAL TEAM LEADERS

| ATLANTA      |                  |     | CHICAGO         |     |                  | CINCINNATI |                   |     | LOS ANGELES       |     |                    | MILWAUKEE (HOU) |                    |     | NEW YORK        |     |               |
|--------------|------------------|-----|-----------------|-----|------------------|------------|-------------------|-----|-------------------|-----|--------------------|-----------------|--------------------|-----|-----------------|-----|---------------|
| SB           | NAME             | SB  | NAME            | SB  | NAME             | SB         | NAME              | SB  | NAME              | SB  | NAME               | SB              | NAME               | SB  | NAME            | SB  | NAME          |
| 283          | CASTILLO,LUIS    | 194 | SANDBERG,RYNE   | 454 | RAINES,TIM       | 327        | BONDS,BARRY       | 279 | GRISSOM,MARQUIS   | 197 | BIGGIO,CRAIG       | 176             | LARKIN,BARRY       | 113 | *ALTUVE,JOSE    | 109 | PIERRE,JUAN   |
| 164          | DYKSTRA,LENNY    | 158 | RAMIREZ,HANLEY  | 202 | DAVIS,ERIC       | 303        | DESHIELDS,DELINO  | 155 | WALKER,LARRY      | 176 | LARKIN,BARRY       | 113             | *ALTUVE,JOSE       | 109 | PIERRE,JUAN     | 102 | BUTLER,BRETT  |
| 125          | BAGWELL,JEFF     | 97  | PIERRE,JUAN     | 166 | SMITH,OZZIE      | 296        | COLEMAN,VINCE     | 107 | *KEMP,MATT        | 109 | PIERRE,JUAN        | 102             | BUTLER,BRETT       | 90  | JEFFERIES,GREG  | 87  | SMITH,LONNIE  |
| 118          | WOMACK,TONY      | 87  | REDUS,GARY      | 145 | ABREU,BOBBY      | 186        | SANDERS,REGGIE    | 86  | KENDALL,JASON     | 84  | *PHILLIPS,BRANDON  | 87              | SMITH,LONNIE       | 87  | KENNEDY,ADAM    | 70  | SAX,STEVE     |
| 106          | FURCAL,RAFAEL    | 79  | CARR,CHUCK      | 144 | SOSA,SAMMY       | 153        | STRAWBERRY,Darryl | 84  | *PHILLIPS,BRANDON | 72  | VERAS,QUILVIO      | 46              | BELL,JAY           | 46  | FURCAL,RAFAEL   | 69  | DYKSTRA,LENNY |
| 103          | MC Gee,WILLIE    | 76  | BUTLER,BRETT    | 109 | *MARTE,STARLING  | 126        | DUNSTON,SHAWON    | 119 | PIERRE,JUAN       | 46  | BELL,JAY           | 46              | FURCAL,RAFAEL      | 45  | MCLOUTH,NATE    | 69  | DYKSTRA,LENNY |
| 99           | MARTIN,AL        | 73  | *BELTRAN,CARLOS | 107 | ROBERTS,BIP      | 119        | PIERRE,JUAN       | 97  | LUGO,JULIO        | 46  | BELL,JAY           | 46              | FURCAL,RAFAEL      | 45  | MCLOUTH,NATE    | 69  | DYKSTRA,LENNY |
| 86           | BONIFACIO,EMILIO | 71  | FURCAL,RAFAEL   | 102 | SHEFFIELD,GARY   | 97         | LUGO,JULIO        | 91  | LOFTON,KENNY      | 46  | FURCAL,RAFAEL      | 45              | MCLOUTH,NATE       | 42  | GREEN,SHAWN     | 69  | DYKSTRA,LENNY |
| 51           | WIGGINS,ALAN     | 68  | MONDESI,RAUL    | 76  | REDUS,GARY       | 91         | LOFTON,KENNY      | 66  | WERTH,JAYSON      | 42  | GREEN,SHAWN        | 69              | DYKSTRA,LENNY      | 69  | DYKSTRA,LENNY   | 69  | DYKSTRA,LENNY |
| 49           | MURPHY,DALE      | 68  | STUBBS,DREW     | 70  | VENABLE,WILL     | 66         | WERTH,JAYSON      | 66  | WERTH,JAYSON      | 42  | GREEN,SHAWN        | 69              | DYKSTRA,LENNY      | 69  | DYKSTRA,LENNY   | 69  | DYKSTRA,LENNY |
| PHILADELPHIA |                  |     | PITTSBURGH      |     |                  | ST. LOUIS  |                   |     | SAN DIEGO         |     |                    | SAN FRANCISCO   |                    |     | WASHINGTON      |     |               |
| SB           | NAME             | SB  | NAME            | SB  | NAME             | SB         | NAME              | SB  | NAME              | SB  | NAME               | SB              | NAME               | SB  | NAME            | SB  | NAME          |
| 199          | BUTLER,BRETT     | 300 | ALOMAR,ROBERTO  | 438 | NIXON,OTIS       | 316        | *REYES,JOSE       | 144 | GWYNN,TONY SR     | 276 | ROLLINS,JIMMY      | 110             | ROBERTS,DAVE       | 101 | HUNTER,BRIAN L. | 89  | JONES,ANDRUW  |
| 109          | SAMUEL,JUAN      | 176 | CEDENO,ROGER    | 318 | BOURN,MICHAEL    | 118        | YOUNG SR,ERIC     | 125 | GUERRERO,Vladimir | 110 | ROBERTS,DAVE       | 101             | HUNTER,BRIAN L.    | 89  | JONES,ANDRUW    | 85  | YOUNG SR,ERIC |
| 85           | SABO,CHRIS       | 144 | RENTERIA,EDGAR  | 185 | HENDERSON,RICKEY | 98         | *GORDON,DEE       | 105 | LEWIS,DARREN      | 78  | *MCCUTCHEEN,Andrew | 56              | JONES,CHIPPER      | 53  | KLESKO,RYAN     | 50  | COLE,ALEX     |
| 84           | DERNIER,BOB      | 101 | HAYES,VON       | 184 | *HAMILTON,BILLY  | 88         | LANKFORD,RAY      | 103 | GANT,RON          | 78  | *MCCUTCHEEN,Andrew | 56              | JONES,CHIPPER      | 53  | KLESKO,RYAN     | 50  | COLE,ALEX     |
| 80           | ROBERTS,BIP      | 93  | FINLEY,STEVE    | 138 | VAN SLYKE,ANDY   | 85         | LOFTON,KENNY      | 96  | CAMERON,MIKE      | 85  | YOUNG SR,ERIC      | 78              | *MCCUTCHEEN,Andrew | 56  | JONES,CHIPPER   | 53  | KLESKO,RYAN   |
| 69           | LANSING,MIKE     | 90  | DORAN,BILL      | 126 | SMITH,OZZIE      | 78         | LEE,DERREK        | 83  | SAX,STEVE         | 56  | JONES,CHIPPER      | 53              | KLESKO,RYAN        | 50  | COLE,ALEX       | 43  | *POLLOCK,A.J. |
| 68           | *SPAN,DENARD     | 85  | TAVERAS,WILLY   | 123 | FREEL,RYAN       | 59         | ABREU,BOBBY       | 81  | FERNANDEZ,TONY    | 53  | JONES,CHIPPER      | 53              | KLESKO,RYAN        | 50  | COLE,ALEX       | 43  | *POLLOCK,A.J. |
| 67           | MONDESI,RAUL     | 72  | *WRIGHT,DAVID   | 91  | YOUNG,GERALD     | 50         | BELL,DEREK        | 67  | JORDAN,BRIAN      | 50  | COLE,ALEX          | 43              | *POLLOCK,A.J.      | 43  | *POLLOCK,A.J.   | 43  | *POLLOCK,A.J. |
| 60           | LANKFORD,RAY     | 69  | PENDLETON,TERRY | 87  | YOUNG SR,ERIC    | 50         | UTLEY,CHASE       | 67  | JORDAN,BRIAN      | 50  | COLE,ALEX          | 43              | *POLLOCK,A.J.      | 43  | *POLLOCK,A.J.   | 43  | *POLLOCK,A.J. |
| 53           | YOUNG SR,ERIC    | 67  | 2 players       | 80  | THERIOT,RYAN     | 48         | BAY,JASON         | 48  | BAY,JASON         | 67  | CABRERA,ORLANDO    | 43              | *POLLOCK,A.J.      | 43  | *POLLOCK,A.J.   | 43  | *POLLOCK,A.J. |

| ATLANTA      |                    |     | CHICAGO          |    |                 | CINCINNATI |                  |     | LOS ANGELES       |    |                 | MILWAUKEE (HOU) |                    |    | NEW YORK           |    |                    |
|--------------|--------------------|-----|------------------|----|-----------------|------------|------------------|-----|-------------------|----|-----------------|-----------------|--------------------|----|--------------------|----|--------------------|
| DP           | NAME               | DP  | NAME             | DP | NAME            | DP         | NAME             | DP  | NAME              | DP | NAME            | DP              | NAME               | DP | NAME               | DP | NAME               |
| 118          | PIAZZA,MIKE        | 78  | SANDBERG,RYNE    | 88 | SHEFFIELD,GARY  | 154        | BONDS,BARRY      | 87  | WALKER,LARRY      | 77 | LARKIN,BARRY    | 74              | BERKMAN,LANCE      | 59 | JEFFERIES,GREG     | 57 | BIGGIO,CRAIG       |
| 101          | BAGWELL,JEFF       | 56  | MCREYNOLDS,KEVIN | 88 | SOSA,SAMMY      | 103        | GRACE,MARK       | 86  | PUJOLS,ALBERT     | 74 | BERKMAN,LANCE   | 59              | JEFFERIES,GREG     | 57 | BIGGIO,CRAIG       | 43 | GILKEY,BERNARD     |
| 81           | CAMINITI,KEN       | 50  | PALMEIRO,RAFAEL  | 67 | RAINES,TIM      | 88         | SANDERS,REGGIE   | 84  | WILLIAMS,MATT     | 56 | MCCANN,BRIAN    | 43              | GILKEY,BERNARD     | 42 | KENNEDY,ADAM       | 41 | SMITH,LONNIE       |
| 56           | *ENCARNACION,Edwin | 50  | CARTER,JOE       | 66 | DAVIS,ERIC      | 84         | WILLIAMS,MATT    | 62  | DUNSTON,SHAWON    | 52 | GRISSOM,MARQUIS | 42              | KENNEDY,ADAM       | 41 | SMITH,LONNIE       | 31 | GREEN,SHAWN        |
| 52           | LEE,CARLOS         | 45  | TEMPLETON,GARRY  | 66 | *MARTIN,RUSSELL | 62         | DUNSTON,SHAWON   | 56  | DESHIELDS,DELINO  | 49 | *KEMP,MATT      | 49              | SANDOVAL,PABLO     | 31 | GREEN,SHAWN        | 31 | *ALTUVE,JOSE       |
| 48           | ESCOBAR,YUNEL      | 44  | *FREESE,DAVID    | 61 | ROLEN,SCOTT     | 56         | DESHIELDS,DELINO | 51  | LUGO,JULIO        | 49 | *KEMP,MATT      | 49              | SANDOVAL,PABLO     | 31 | GREEN,SHAWN        | 31 | *ALTUVE,JOSE       |
| 48           | MURPHY,DALE        | 42  | *DESMOND,IAN     | 46 | *VOTTO,JOEY     | 47         | MITCHELL,KEVIN   | 47  | MITCHELL,KEVIN    | 49 | *KEMP,MATT      | 49              | SANDOVAL,PABLO     | 31 | GREEN,SHAWN        | 31 | *ALTUVE,JOSE       |
| 46           | CASTILLO,LUIS      | 39  | MONTERO,MIGUEL   | 43 | PALMEIRO,RAFAEL | 47         | MITCHELL,KEVIN   | 47  | MITCHELL,KEVIN    | 49 | *KEMP,MATT      | 49              | SANDOVAL,PABLO     | 31 | GREEN,SHAWN        | 31 | *ALTUVE,JOSE       |
| 44           | HIDALGO,RICHARD    | 37  | *BELTRAN,CARLOS  | 42 | ABREU,BOBBY     | 47         | WERTH,JAYSON     | 47  | WERTH,JAYSON      | 49 | *KEMP,MATT      | 49              | SANDOVAL,PABLO     | 31 | GREEN,SHAWN        | 31 | *ALTUVE,JOSE       |
| 39           | OQUENDO,JOSE       | 32  | 2 players        | 41 | DAULTON,DARREN  | 47         | WERTH,JAYSON     | 47  | WERTH,JAYSON      | 49 | *KEMP,MATT      | 49              | SANDOVAL,PABLO     | 31 | GREEN,SHAWN        | 31 | *ALTUVE,JOSE       |
| PHILADELPHIA |                    |     | PITTSBURGH       |    |                 | ST. LOUIS  |                  |     | SAN DIEGO         |    |                 | SAN FRANCISCO   |                    |    | WASHINGTON         |    |                    |
| DP           | NAME               | DP  | NAME             | DP | NAME            | DP         | NAME             | DP  | NAME              | DP | NAME            | DP              | NAME               | DP | NAME               | DP | NAME               |
| 64           | CLARK,WILL         | 123 | ALOMAR,ROBERTO   | 53 | BICHETTE,DANTE  | 112        | *BELTRE,ADRIAN   | 148 | *CABRERA,MIGUEL   | 94 | JONES,ANDRUW    | 67              | ROLLINS,JIMMY      | 62 | KLESKO,RYAN        | 61 | *PUJOLS,ALBERT     |
| 62           | BROOKS,HUBIE       | 97  | RENTERIA,EDGAR   | 52 | VAN SLYKE,ANDY  | 51         | *REYES,JOSE      | 123 | GUERRERO,Vladimir | 67 | ROLLINS,JIMMY   | 62              | KLESKO,RYAN        | 61 | *PUJOLS,ALBERT     | 59 | JONES,CHIPPER      |
| 54           | ALOU,MOISES        | 93  | *WRIGHT,DAVID    | 49 | SMITH,OZZIE     | 43         | LEE,DERREK       | 66  | BOONE,BRET        | 62 | KLESKO,RYAN     | 61              | *PUJOLS,ALBERT     | 59 | JONES,CHIPPER      | 56 | *MOLINA,YADIER     |
| 48           | HOLLIDAY,MATT      | 75  | PENA,TONY        | 43 | GONZALEZ,LUIS   | 40         | YOUNG,DMITRI     | 53  | JUSTICE,DAVID     | 61 | *PUJOLS,ALBERT  | 59              | JONES,CHIPPER      | 56 | *MOLINA,YADIER     | 46 | POLANCO,PLACIDO    |
| 40           | SAMUEL,JUAN        | 74  | GALARRAGA,Andres | 41 | KRUK,JOHN       | 36         | VIDRO,JOSE       | 51  | GILES,BRIAN       | 59 | JONES,CHIPPER   | 56              | *MOLINA,YADIER     | 46 | POLANCO,PLACIDO    | 34 | QUENTIN,CARLOS     |
| 39           | HAMILTON,JOSH      | 63  | *PENCE,HUNTER    | 41 | NIXON,OTIS      | 34         | LANKFORD,RAY     | 48  | GUERRERO,PEDRO    | 46 | POLANCO,PLACIDO | 34              | QUENTIN,CARLOS     | 30 | OVERBAY,LYLE       | 28 | *MCCUTCHEEN,Andrew |
| 36           | VIRGIL,OZZIE       | 57  | *POSEY,BUSTER    | 37 | KENT,JEFF       | 31         | DYE,JERMAINE     | 46  | JOHNSON,CHARLES   | 43 | FERNANDEZ,TONY  | 41              | CASEY,SEAN         | 40 | 2 players          | 28 | *MCCUTCHEEN,Andrew |
| 35           | MONDESI,RAUL       | 56  | *FRANCOEUR,JEFF  | 33 | MUELLER,BILL    | 29         | BARRETT,MICHAEL  | 43  | FERNANDEZ,TONY    | 41 | CASEY,SEAN      | 40              | 2 players          | 28 | *MCCUTCHEEN,Andrew | 28 | *MCCUTCHEEN,Andrew |
| 34           | LANSING,MIKE       | 55  | O'NEILL,PAUL     | 30 | GONZALEZ,ADRIAN | 29         | KENT,JEFF        | 41  | CASEY,SEAN        | 40 | 2 players       | 28              | *MCCUTCHEEN,Andrew | 28 | *MCCUTCHEEN,Andrew | 28 | *MCCUTCHEEN,Andrew |
| 32           | 3 players          | 54  | RANDA,JOE        | 29 | MCGWIRE,MARK    | 28         | KOTSAY,MARK      | 40  | 2 players         | 40 | 2 players       | 28              | *MCCUTCHEEN,Andrew | 28 | *MCCUTCHEEN,Andrew | 28 | *MCCUTCHEEN,Andrew |





DVAL TEAM LEADERS

| ATLANTA |      |               | CHICAGO |                  |      | CINCINNATI      |      |                  | LOS ANGELES |                   |      | MILWAUKEE (HOU)   |     |      | NEW YORK |      |  |
|---------|------|---------------|---------|------------------|------|-----------------|------|------------------|-------------|-------------------|------|-------------------|-----|------|----------|------|--|
| AVG:    | AVG  | NAME          | AVG     | NAME             | AVG  | NAME            | AVG  | NAME             | AVG         | NAME              | AVG  | NAME              | AVG | NAME | AVG      | NAME |  |
|         | .292 | BAGWELL,JEFF  | .326    | RAMIREZ,HANLEY   | .294 | *VOTTO,JOEY     | .281 | BONDS,BARRY      | .321        | HELTON,TODD       | .298 | BUTLER,BRETT      |     |      |          |      |  |
| min.    | .285 | MCGEE,WILLIE  | .280    | MCREYNOLDS,KEVIN | .285 | SHEFFIELD,GARY  | .278 | GRACE,MARK       | .307        | PUJOLS,ALBERT     | .278 | *ALTUVE,JOSE      |     |      |          |      |  |
| 1200    | .280 | CORA,JOEY     | .277    | SANDBERG,RYNE    | .282 | SCHMIDT,MIKE    | .275 | HILLENBRAND,SHEA | .296        | GREEN,SHAWN       | .274 | HILL,GLENALLEN    |     |      |          |      |  |
| PA      | .279 | PIAZZA,MIKE   | .270    | PALMEIRO,RAFAEL  | .277 | ROBERTS,BIP     | .275 | DAWSON,ANDRE     | .292        | DAVIS,CHILI       | .272 | BIGGIO,CRAIG      |     |      |          |      |  |
|         | .273 | LEE,CARLOS    | .288    | MONDESI,RAUL     | .276 | RAINES,TIM      | .269 | RAY,JOHNNIE      | .290        | WALKER,LARRY      | .271 | *TURNER,JUSTIN    |     |      |          |      |  |
|         | .269 | MILLAR,KEVIN  | .254    | *BELTRAN,CARLOS  | .273 | LARKIN,BARRY    | .269 | PIERRE,JUAN      | .274        | KENDALL,JASON     | .270 | GILKEY,BERNARD    |     |      |          |      |  |
|         | .264 | CORDERO,WIL   | .253    | *RIZZO,ANTHONY   | .273 | CABRERA,ORLANDO | .268 | LOFTON,KENNY     | .272        | CASTILLA,VINNY    | .270 | LARKIN,BARRY      |     |      |          |      |  |
|         | .261 | CASTILLO,LUIS | .252    | DAWSON,ANDRE     | .269 | GILES,MARCUS    | .268 | DUNSTON,SHAWON   | .267        | RAMIREZ,ARAMIS    | .266 | JEFFERIES,GREG    |     |      |          |      |  |
|         | .261 | WOMACK,TONY   | .244    | SORIANO,ALFONSO  | .268 | SMITH,OZZIE     | .264 | COLEMAN,VINCE    | .267        | WILSON,JACK       | .258 | KENNEDY,ADAM      |     |      |          |      |  |
|         | .260 | DYKSTRA,LENNY | .242    | PIERZYNSKI,A.J.  | .261 | SOSA,SAMMY      | .263 | SANDERS,REGGIE   | .260        | *KEMP,MATT        | .258 | AURILIA,RICH      |     |      |          |      |  |
|         |      | PHILADELPHIA  |         | PITTSBURGH       |      | ST. LOUIS       |      | SAN DIEGO        |             | SAN FRANCISCO     |      | WASHINGTON        |     |      |          |      |  |
| AVG     | AVG  | NAME          | AVG     | NAME             | AVG  | NAME            | AVG  | NAME             | AVG         | NAME              | AVG  | NAME              | AVG | NAME | AVG      | NAME |  |
|         | .324 | OLERUD,JOHN   | .342    | GWYNN,TONY SR    | .292 | MUELLER,BILL    | .284 | VIDRO,JOSE       | .298        | GUERRERO,Vladimir | .281 | POLANCO,PLACIDO   |     |      |          |      |  |
|         | .300 | HELTON,TODD   | .289    | GALARRAGA,Andres | .291 | LORETTA,MARK    | .283 | ABREU,BOBBY      | .295        | GUERRERO,PEDRO    | .273 | WALKER,TODD       |     |      |          |      |  |
|         | .285 | BURKS,ELLIS   | .282    | O'NEILL,PAUL     | .287 | BICHETTE,DANTE  | .280 | YOUNG SR,ERIC    | .294        | GWYNN,TONY SR     | .272 | JONES,CHIPPER     |     |      |          |      |  |
|         | .283 | MONDESI,RAUL  | .264    | RENTERIA,EDGAR   | .285 | KRUK,JOHN       | .277 | LEE,DERREK       | .289        | *CABRERA,MIGUEL   | .270 | *MOLINA,YADIER    |     |      |          |      |  |
|         | .277 | ALOU,MOISES   | .261    | ALOMAR,ROBERTO   | .281 | FINLEY,STEVE    | .273 | LOFTON,KENNY     | .285        | JORDAN,BRIAN      | .265 | OVERBAY,LYLE      |     |      |          |      |  |
|         | .275 | HAMILTON,JOSH | .261    | TAVERAS,WILLY    | .275 | MCGWIRE,MARK    | .272 | BARRETT,MICHAEL  | .283        | CASEY,SEAN        | .255 | KLESKO,RYAN       |     |      |          |      |  |
|         | .272 | BUTLER,BRETT  | .260    | *POSEY,BUSTER    | .269 | GONZALEZ,ADRIAN | .270 | LANKFORD,RAY     | .281        | ALFONZO,EDGARDO   | .253 | ROLLINS,JIMMY     |     |      |          |      |  |
|         | .271 | CLARK,WILL    | .260    | RODRIGUEZ,IVAN   | .268 | LOPEZ,JAVIER    | .268 | KENT,JEFF        | .274        | SAX,STEVE         | .251 | *MCCUTCHEN,Andrew |     |      |          |      |  |
|         | .264 | DYE,JERMAINE  | .256    | HAYES,VON        | .263 | BOURN,MICHAEL   | .266 | KOTSAY,MARK      | .269        | BOONE,BRET        | .233 | JONES,ANDRUW      |     |      |          |      |  |
|         | .260 | HOLLIDAY,MATT | .254    | PENA,TONY        | .260 | UPTON,JUSTIN    | .265 | *REYES,JOSE      | .257        | GILES,BRIAN       | .226 | QUENTIN,CARLOS    |     |      |          |      |  |

| ATLANTA |      |                    | CHICAGO |                  |      | CINCINNATI      |      |                   | LOS ANGELES |                    |      | MILWAUKEE (HOU)   |     |      | NEW YORK |      |  |
|---------|------|--------------------|---------|------------------|------|-----------------|------|-------------------|-------------|--------------------|------|-------------------|-----|------|----------|------|--|
| SLG:    | SLG  | NAME               | SLG     | NAME             | SLG  | NAME            | SLG  | NAME              | SLG         | NAME               | SLG  | NAME              | SLG | NAME | SLG      | NAME |  |
|         | .561 | BAGWELL,JEFF       | .553    | RAMIREZ,HANLEY   | .595 | SCHMIDT,MIKE    | .587 | BONDS,BARRY       | .608        | HELTON,TODD        | .517 | HILL,GLENALLEN    |     |      |          |      |  |
| min.    | .541 | PIAZZA,MIKE        | .507    | SORIANO,ALFONSO  | .562 | SOSA,SAMMY      | .523 | DAWSON,ANDRE      | .593        | PUJOLS,ALBERT      | .490 | BERKMAN,LANCE     |     |      |          |      |  |
| 1200    | .536 | *ENCARNACION,Edwin | .505    | PALMEIRO,RAFAEL  | .540 | SHEFFIELD,GARY  | .489 | HOWARD,RYAN       | .558        | GREEN,SHAWN        | .444 | GILKEY,BERNARD    |     |      |          |      |  |
| PA      | .510 | MILLAR,KEVIN       | .491    | MONDESI,RAUL     | .518 | *VOTTO,JOEY     | .482 | STRAWBERRY,Darryl | .541        | WALKER,LARRY       | .441 | *FREEMAN,FREDDIE  |     |      |          |      |  |
|         | .498 | LEE,CARLOS         | .487    | *BELTRAN,CARLOS  | .508 | PALMEIRO,RAFAEL | .476 | NEVIN,PHIL        | .522        | RAMIREZ,ARAMIS     | .439 | *TURNER,JUSTIN    |     |      |          |      |  |
|         | .484 | TEIXEIRA,MARK      | .480    | MCREYNOLDS,KEVIN | .479 | ROLEN,SCOTT     | .475 | SANDERS,REGGIE    | .503        | DAVIS,CHILI        | .421 | LARKIN,BARRY      |     |      |          |      |  |
|         | .470 | MURPHY,DALE        | .474    | DAWSON,ANDRE     | .477 | DAVIS,ERIC      | .473 | WILLIAMS,MATT     | .495        | CASTILLA,VINNY     | .419 | AURILIA,RICH      |     |      |          |      |  |
|         | .467 | HIDALGO,RICHARD    | .469    | *RIZZO,ANTHONY   | .447 | GILES,MARCUS    | .465 | MITCHELL,KEVIN    | .473        | *KEMP,MATT         | .412 | *ALTUVE,JOSE      |     |      |          |      |  |
|         | .460 | CAMINITI,KEN       | .452    | SANDBERG,RYNE    | .443 | DAULTON,DARREN  | .464 | *HARPER,BRYCE     | .440        | MCCANN,BRIAN       | .410 | BIGGIO,CRAIG      |     |      |          |      |  |
|         | .459 | WHITE,RONDELL      | .429    | UGGLA,DAN        | .440 | *MARTE,STARLING | .448 | JOHNSON,KELLY     | .412        | *PHILLIPS,BRANDON  | .405 | GREEN,SHAWN       |     |      |          |      |  |
|         |      | PHILADELPHIA       |         | PITTSBURGH       |      | ST. LOUIS       |      | SAN DIEGO         |             | SAN FRANCISCO      |      | WASHINGTON        |     |      |          |      |  |
| SLG     | SLG  | NAME               | SLG     | NAME             | SLG  | NAME            | SLG  | NAME              | SLG         | NAME               | SLG  | NAME              | SLG | NAME | SLG      | NAME |  |
|         | .574 | BURKS,ELLIS        | .536    | GALARRAGA,Andres | .701 | MCGWIRE,MARK    | .515 | ABREU,BOBBY       | .542        | *CABRERA,MIGUEL    | .508 | JONES,CHIPPER     |     |      |          |      |  |
|         | .527 | HELTON,TODD        | .501    | O'NEILL,PAUL     | .520 | BICHETTE,DANTE  | .508 | LEE,DERREK        | .519        | GUERRERO,Vladimir  | .503 | KLESKO,RYAN       |     |      |          |      |  |
|         | .516 | OLERUD,JOHN        | .489    | DUNN,ADAM        | .508 | LOPEZ,JAVIER    | .505 | LANKFORD,RAY      | .511        | *STANTON,Giancarlo | .472 | JONES,ANDRUW      |     |      |          |      |  |
|         | .505 | HAMILTON,JOSH      | .487    | LAROCHE,ADAM     | .496 | UPTON,JUSTIN    | .482 | KENT,JEFF         | .483        | GUERRERO,PEDRO     | .467 | OVERBAY,LYLE      |     |      |          |      |  |
|         | .487 | MONDESI,RAUL       | .485    | GWYNN,TONY SR    | .489 | GONZALEZ,LUIS   | .479 | BAY,JASON         | .479        | GANT,RON           | .458 | QUENTIN,CARLOS    |     |      |          |      |  |
|         | .486 | ALOU,MOISES        | .457    | WILSON,PRESTON   | .475 | GONZALEZ,ADRIAN | .470 | *BELTRE,ADRIAN    | .477        | JOHNSON,HOWARD     | .445 | *MCCUTCHEN,Andrew |     |      |          |      |  |
|         | .483 | DYE,JERMAINE       | .439    | *WRIGHT,DAVID    | .457 | FINLEY,STEVE    | .468 | BARRETT,MICHAEL   | .473        | GILES,BRIAN        | .430 | *PUJOLS,ALBERT    |     |      |          |      |  |
|         | .462 | CLARK,WILL         | .431    | *PENCE,HUNTER    | .456 | VAN SLYKE,ANDY  | .467 | VIDRO,JOSE        | .471        | BOONE,BRET         | .424 | ROLLINS,JIMMY     |     |      |          |      |  |
|         | .463 | HOLLIDAY,MATT      | .425    | *POSEY,BUSTER    | .453 | MUELLER,BILL    | .460 | UTLEY,CHASE       | .465        | JORDAN,BRIAN       | .416 | *MOLINA,YADIER    |     |      |          |      |  |
|         | .412 | DURHAM,RAY         | .422    | *WALKER,NEIL     | .440 | KRUK,JOHN       | .454 | YOUNG,DMITRI      | .458        | CASEY,SEAN         | .415 | WALKER,TODD       |     |      |          |      |  |



DVAL TEAM LEADERS

| ATLANTA |      |                    | CHICAGO |                  |      | CINCINNATI       |      |                   | LOS ANGELES |                   |      | MILWAUKEE (HOU)   |     |      | NEW YORK |     |      |
|---------|------|--------------------|---------|------------------|------|------------------|------|-------------------|-------------|-------------------|------|-------------------|-----|------|----------|-----|------|
| OBA     | ABA  | NAME               | OBA     | ABA              | NAME | OBA              | ABA  | NAME              | OBA         | ABA               | NAME | OBA               | ABA | NAME | OBA      | ABA | NAME |
|         | .394 | BAGWELL,JEFF       | .382    | RAMIREZ,HANLEY   | .390 | *VOTTO,JOEY      | .401 | BONDS,BARRY       | .406        | HELTON,TODD       | .373 | BUTLER,BRETT      |     |      |          |     |      |
| min.    | .359 | DYKSTRA,LENNY      | .343    | *RIZZO,ANTHONY   | .382 | SHEFFIELD,GARY   | .345 | GRACE,MARK        | .386        | DAVIS,CHILI       | .353 | BIGGIO,CRAIG      |     |      |          |     |      |
| 1200    | .347 | TEIXEIRA,MARK      | .335    | PALMEIRO,RAFAEL  | .377 | SCHMIDT,MIKE     | .340 | LOFTON,KENNY      | .385        | PUJOLS,ALBERT     | .353 | BERKMAN,LANCE     |     |      |          |     |      |
| PA      | .344 | *ENCARNACION,Edwin | .334    | SANDBERG,RYNE    | .365 | RAINES,TIM       | .331 | DESHIELDS,DELINO  | .361        | GREEN,SHAWN       | .346 | LARKIN,BARRY      |     |      |          |     |      |
|         | .344 | QUAZENDO,JOSE      | .332    | MCREYNOLDS,KEVIN | .351 | LARKIN,BARRY     | .331 | *YELICH,CHRISTIAN | .357        | WALKER,LARRY      | .342 | GILKEY,BERNARD    |     |      |          |     |      |
|         | .342 | PIAZZA,MIKE        | .322    | MONDESI,RAUL     | .345 | WEISS,WALT       | .328 | *HARPER,BRYCE     | .341        | KENDALL,JASON     | .331 | *FREEMAN,FREDDIE  |     |      |          |     |      |
|         | .337 | MURPHY,DALE        | .322    | *BELTRAN,CARLOS  | .343 | ROBERTS,BIP      | .324 | SANDERS,REGGIE    | .321        | CASTILLA,VINNY    | .329 | HILL,GLENALLEN    |     |      |          |     |      |
|         | .334 | CORA,JOEY          | .309    | MONTERO,MIGUEL   | .339 | *CARPENTER,MATT  | .324 | LAVALLIERE,MIKE   | .315        | BELL,JAY          | .321 | SMITH,LONNIE      |     |      |          |     |      |
|         | .332 | MILLAR,KEVIN       | .305    | BLAUSER,JEFF     | .339 | DAULTON,DARREN   | .324 | COLEMAN,VINCE     | .315        | RAMIREZ,ARAMIS    | .321 | *TURNER,JUSTIN    |     |      |          |     |      |
|         | .327 | CASTILLO,LUIS      | .302    | KING,JEFF        | .335 | ABREU,BOBBY      | .321 | STRAWBERRY,Darryl | .309        | *KEMP,MATT        | .318 | JEFFERIES,GREG    |     |      |          |     |      |
|         |      | PHILADELPHIA       |         | PITTSBURGH       |      | ST. LOUIS        |      | SAN DIEGO         |             | SAN FRANCISCO     |      | WASHINGTON        |     |      |          |     |      |
|         |      |                    |         |                  |      |                  |      |                   |             |                   |      |                   |     |      |          |     |      |
|         | .433 | OLERUD,JOHN        | .381    | GWYNN,TONY SR    | .450 | MCGWIRE,MARK     | .380 | ABREU,BOBBY       | .361        | ALFONZO,EDGARDO   | .364 | JONES,CHIPPER     |     |      |          |     |      |
|         | .405 | HELTON,TODD        | .356    | O'NEILL,PAUL     | .400 | HENDERSON,RICKEY | .360 | YOUNG SR,ERIC     | .360        | GUERRERO,PEDRO    | .344 | OVERBAY,LYLE      |     |      |          |     |      |
|         | .363 | BUTLER,BRETT       | .347    | HAYES,VON        | .374 | MUELLER,BILL     | .356 | LANKFORD,RAY      | .358        | GILES,BRIAN       | .331 | KLESKO,RYAN       |     |      |          |     |      |
|         | .357 | BURKS,ELLIS        | .334    | GALARRAGA,Andres | .370 | KRUK,JOHN        | .352 | LOFTON,KENNY      | .357        | *CABRERA,MIGUEL   | .327 | QUENTIN,CARLOS    |     |      |          |     |      |
|         | .339 | CLARK,WILL         | .330    | ALOMAR,ROBERTO   | .354 | GONZALEZ,LUIS    | .349 | LEE,DERREK        | .345        | GUERRERO,Vladimir | .327 | *MCCUTCHEN,Andrew |     |      |          |     |      |
|         | .336 | ALOU,MOISES        | .327    | DORAN,BILL       | .351 | FINLEY,STEVE     | .347 | WILKERSON,BRAD    | .338        | GWYNN,TONY SR     | .324 | POLANCO,PLACIDO   |     |      |          |     |      |
|         | .330 | HOLLIDAY,MATT      | .323    | LAROCHE,ADAM     | .351 | UPTON,JUSTIN     | .343 | KENT,JEFF         | .336        | CASEY,SEAN        | .324 | WALKER,TODD       |     |      |          |     |      |
|         | .330 | HAMILTON,JOSH      | .321    | *WRIGHT,DAVID    | .349 | FREEL,RYAN       | .339 | BAY,JASON         | .331        | JUSTICE,DAVID     | .318 | *MOLINA,YADIER    |     |      |          |     |      |
|         | .323 | DYE,JERMAINE       | .320    | *POSEY,BUSTER    | .346 | GONZALEZ,ADRIAN  | .336 | *BELT,BRANDON     | .326        | GANT,RON          | .311 | JONES,ANDRUW      |     |      |          |     |      |
|         | .316 | *ESCOBAR,YUNEL     | .319    | DUNN,ADAM        | .344 | LORETTA,MARK     | .336 | VIDRO,JOSE        | .325        | SAX,STEVE         | .311 | ROLLINS,JIMMY     |     |      |          |     |      |

| ATLANTA |        |                    | CHICAGO |                  |      | CINCINNATI      |        |                   | LOS ANGELES |                    |      | MILWAUKEE (HOU)   |        |      | NEW YORK |        |      |
|---------|--------|--------------------|---------|------------------|------|-----------------|--------|-------------------|-------------|--------------------|------|-------------------|--------|------|----------|--------|------|
| AB/HR   | ABA/HR | NAME               | AB/HR   | ABA/HR           | NAME | AB/HR           | ABA/HR | NAME              | AB/HR       | ABA/HR             | NAME | AB/HR             | ABA/HR | NAME | AB/HR    | ABA/HR | NAME |
| HR      | 14.0   | *ENCARNACION,Edwin | 16.0    | SORIANO,ALFONSO  | 12.1 | SOSA,SAMMY      | 13.2   | BONDS,BARRY       | 14.3        | PUJOLS,ALBERT      | 16.7 | HILL,GLENALLEN    |        |      |          |        |      |
|         | 14.3   | PIAZZA,MIKE        | 18.2    | MONDESI,RAUL     | 12.7 | SCHMIDT,MIKE    | 15.2   | HOWARD,RYAN       | 15.5        | GREEN,SHAWN        | 17.6 | BERKMAN,LANCE     |        |      |          |        |      |
| min.    | 15.3   | BAGWELL,JEFF       | 18.3    | PALMEIRO,RAFAEL  | 14.6 | PALMEIRO,RAFAEL | 16.8   | STRAWBERRY,Darryl | 15.6        | HELTON,TODD        | 23.3 | *BRUCE,JAY        |        |      |          |        |      |
| 1200    | 18.6   | LEE,CARLOS         | 18.9    | DAWSON,ANDRE     | 15.1 | SHEFFIELD,GARY  | 17.7   | DAWSON,ANDRE      | 15.9        | RAMIREZ,ARAMIS     | 25.5 | *FREEMAN,FREDDIE  |        |      |          |        |      |
| PA      | 18.7   | MURPHY,DALE        | 20.1    | *BELTRAN,CARLOS  | 16.7 | DAVIS,ERIC      | 18.4   | MITCHELL,KEVIN    | 18.2        | WALKER,LARRY       | 27.8 | GILKEY,BERNARD    |        |      |          |        |      |
|         | 19.4   | TEIXEIRA,MARK      | 20.7    | *RIZZO,ANTHONY   | 20.0 | *VOTTO,JOEY     | 18.8   | NEVIN,PHIL        | 18.3        | CASTILLA,VINNY     | 31.9 | AURILIA,RICH      |        |      |          |        |      |
|         | 19.5   | MILLAR,KEVIN       | 20.8    | UGGLA,DAN        | 20.3 | DURHAM,LEON     | 18.9   | WILLIAMS,MATT     | 19.1        | DAVIS,CHILI        | 32.6 | *TURNER,JUSTIN    |        |      |          |        |      |
|         | 19.8   | *RAMIREZ,HANLEY    | 21.6    | RAMIREZ,HANLEY   | 21.9 | DAULTON,DARREN  | 22.0   | *HARPER,BRYCE     | 19.9        | *KEMP,MATT         | 40.9 | *CRAWFORD,Brandon |        |      |          |        |      |
|         | 20.1   | CAMINITI,KEN       | 21.9    | CARTER,JOE       | 22.4 | ROLEN,SCOTT     | 22.1   | SANDERS,REGGIE    | 22.5        | MCCANN,BRIAN       | 41.0 | LARKIN,BARRY      |        |      |          |        |      |
|         | 21.7   | HIDALGO,RICHARD    | 22.3    | MCREYNOLDS,KEVIN | 23.0 | YOUNG,CHRIS     | 25.8   | JOHNSON,KELLY     | 28.2        | *PHILLIPS,BRANDON  | 41.9 | GREEN,SHAWN       |        |      |          |        |      |
|         |        | PHILADELPHIA       |         | PITTSBURGH       |      | ST. LOUIS       |        | SAN DIEGO         |             | SAN FRANCISCO      |      | WASHINGTON        |        |      |          |        |      |
|         |        |                    |         |                  |      |                 |        |                   |             |                    |      |                   |        |      |          |        |      |
|         | 14.5   | BURKS,ELLIS        | 13.5    | DUNN,ADAM        | 8.3  | MCGWIRE,MARK    | 19.7   | LEE,DERREK        | 14.0        | *STANTON,Giancarlo | 16.9 | JONES,ANDRUW      |        |      |          |        |      |
|         | 18.7   | HAMILTON,JOSH      | 17.6    | GALARRAGA,Andres | 17.1 | LOPEZ,JAVIER    | 19.9   | BAY,JASON         | 16.4        | *CABRERA,MIGUEL    | 17.2 | KLESKO,RYAN       |        |      |          |        |      |
|         | 21.0   | DYE,JERMAINE       | 17.8    | LAROCHE,ADAM     | 17.5 | UPTON,JUSTIN    | 20.4   | KENT,JEFF         | 17.0        | JOHNSON,HOWARD     | 18.0 | JONES,CHIPPER     |        |      |          |        |      |
|         | 21.6   | HELTON,TODD        | 19.6    | WILSON,PRESTON   | 18.5 | BICHETTE,DANTE  | 20.7   | *BELTRE,ADRIAN    | 18.5        | GANT,RON           | 18.5 | QUENTIN,CARLOS    |        |      |          |        |      |
|         | 22.6   | ALOU,MOISES        | 21.6    | O'NEILL,PAUL     | 22.3 | GONZALEZ,LUIS   | 20.9   | LANKFORD,RAY      | 19.7        | JOHNSON,CHARLES    | 18.9 | *PUJOLS,ALBERT    |        |      |          |        |      |
|         | 25.5   | OLERUD,JOHN        | 27.0    | *PENCE,HUNTER    | 22.7 | GONZALEZ,ADRIAN | 21.0   | WILKERSON,BRAD    | 19.8        | GUERRERO,Vladimir  | 24.1 | OVERBAY,LYLE      |        |      |          |        |      |
|         | 25.9   | HOLLIDAY,MATT      | 27.3    | *WRIGHT,DAVID    | 23.4 | KENT,JEFF       | 21.9   | ABREU,BOBBY       | 20.5        | CAMERON,MIKE       | 25.1 | *MCCUTCHEN,Andrew |        |      |          |        |      |
|         | 26.5   | CLARK,WILL         | 27.6    | *WALKER,NEIL     | 27.5 | FINLEY,STEVE    | 24.1   | BERRY,SEAN        | 21.1        | BOONE,BRET         | 36.0 | ROLLINS,JIMMY     |        |      |          |        |      |
|         | 27.1   | MONDESI,RAUL       | 32.5    | *FRANCOEUR,JEFF  | 27.6 | VAN SLYKE,ANDY  | 24.6   | UTLEY,CHASE       | 21.4        | JUSTICE,DAVID      | 36.1 | *MOLINA,YADIER    |        |      |          |        |      |
|         | 30.0   | BROOKS,HUBIE       | 32.6    | HAYES,CHARLIE    | 28.6 | THOMPSON,ROBBIE | 25.8   | BARRETT,MICHAEL   | 22.2        | GUERRERO,PEDRO     | 43.4 | WALKER,TODD       |        |      |          |        |      |







DVAL TEAM LEADERS

| ATLANTA      |                   |  | CHICAGO    |                     |  | CINCINNATI |                  |  | LOS ANGELES |                    |  | MILWAUKEE (HOU) |                 |  | NEW YORK   |                    |  |
|--------------|-------------------|--|------------|---------------------|--|------------|------------------|--|-------------|--------------------|--|-----------------|-----------------|--|------------|--------------------|--|
| W            | NAME              |  | W          | NAME                |  | W          | NAME             |  | W           | NAME               |  | W               | NAME            |  | W          | NAME               |  |
| 57           | BROWN,KEVIN       |  | 63         | *WAINWRIGHT,ADAM    |  | 107        | CONE,DAVID       |  | 95          | SMOLTZ,JOHN        |  | 55              | WILLIAMS,WOODY  |  | 129        | MADDUX,GREG        |  |
| 47           | RUETER,KIRK       |  | 59         | *SCHERZER,MAX       |  | 88         | HAREN,DAN        |  | 68          | *HAMELS,COLE       |  | 47              | REED,RICK       |  | 72         | BENES,ANDY         |  |
| 41           | MAHOLM,PAUL       |  | 52         | *Bumgarner,Max      |  | 85         | VAZQUEZ,JAVIER   |  | 61          | *KERSHAW,CLAYTON   |  | 41              | WOOD,KERRY      |  | 42         | CLEMENT,MATT       |  |
| 40           | *LEAKE,MIKE       |  | 52         | RIJO,JOSE           |  | 74         | SMILEY,JOHN      |  | 55          | MARTINEZ,RAMON     |  | 39              | HERSHISER,OREL  |  | 36         | ASHBY,ANDY         |  |
| 39           | JONES,BOBBY       |  | 45         | RYAN,NOLAN          |  | 72         | DRABEK,DOUG      |  | 48          | BROWNING,TOM       |  | 36              | ORTIZ,RUSS      |  | 32         | PEREZ,ODALIS       |  |
| 33           | PEAVY,JAKE        |  | 44         | HERNANDEZ,LIVAN     |  | 48         | HAMPTON,MIKE     |  | 47          | OSWALT,ROY         |  | 35              | LOWE,DEREK      |  | 32         | *GONZALEZ,GIO      |  |
| 33           | SHOW,ERIC         |  | 42         | MORGAN,MIKE         |  | 46         | BILLINGSLEY,CHAD |  | 47          | MILLWOOD,KEVIN     |  | 33              | MARTINEZ,DENNIS |  | 27         | FASSERO,JEFF       |  |
| 32           | *GARZA,MATT       |  | 36         | SUTCLIFFE,RICK      |  | 45         | SCOTT,MIKE       |  | 46          | PENNY,BRAD         |  | 31              | HAMILTON,JOEY   |  | 27         | SMITH,ZANE         |  |
| 31           | HURST,BRUCE       |  | 33         | ASTACIO,PEDRO       |  | 45         | PEAVY,JAKE       |  | 44          | NOMO,HIDEO         |  | 29              | HILL,KEN        |  | 27         | *BAILEY,HOMER      |  |
| 30           | REYNOLDS,SHANE    |  | 31         | Valenzuela,Fernando |  | 44         | NEAGLE,DENNY     |  | 36          | AVERY,STEVE        |  | 23              | 3 pitchers      |  | 26         | MULHOLLAND,Terry   |  |
| PHILADELPHIA |                   |  | PITTSBURGH |                     |  | ST. LOUIS  |                  |  | SAN DIEGO   |                    |  | SAN FRANCISCO   |                 |  | WASHINGTON |                    |  |
| W            | NAME              |  | W          | NAME                |  | W          | NAME             |  | W           | NAME               |  | W               | NAME            |  | W          | NAME               |  |
| 56           | MARQUIS,JASON     |  | 156        | GLAVINE,TOM         |  | 123        | MARTINEZ,PEDRO   |  | 64          | CAIN,MATT          |  | 48              | *KENNEDY,IAN    |  | 63         | ZAMBRANO,CARLOS    |  |
| 41           | KILE,DARRYL       |  | 81         | HERSHISER,OREL      |  | 68         | SCHILLING,CURT   |  | 59          | WEBB,BRANDON       |  | 41              | WELCH,BOB       |  | 54         | BECKETT,JOSH       |  |
| 33           | CLARK,MARK        |  | 75         | GOODEN,DWIGHT       |  | 49         | BELCHER,TIM      |  | 51          | LINCECUM,TIM       |  | 38              | SCHMIDT,JASON   |  | 42         | HUDSON,TIM         |  |
| 31           | REUSCHEL,RICK     |  | 53         | LIEBER,JON          |  | 37         | RODRIGUEZ,WANDY  |  | 40          | PARK,CHAN HO       |  | 37              | TRACHSEL,STEVE  |  | 36         | SANCHEZ,ANIBAL     |  |
| 30           | LOAIZA,ESTEBAN    |  | 51         | *CUETO,JOHNNY       |  | 35         | BURKETT,JOHN     |  | 33          | *STRASBURG,Stephen |  | 35              | WETTELAND,JOHN  |  | 36         | PETTITTE,ANDY      |  |
| 27           | LEITER,AL         |  | 38         | RHODEN,RICK         |  | 34         | NOLASCO,RICKY    |  | 31          | NIESE,JON          |  | 31              | OJEDA,BOB       |  | 36         | *ZIMMERMANN,Jordan |  |
| 25           | BURKETT,JOHN      |  | 32         | WELLS,DAVID         |  | 34         | WELLS,DAVID      |  | 29          | LEITER,AL          |  | 30              | DEMPSTER,RYAN   |  | 32         | HAMPTON,MIKE       |  |
| 23           | LEIBRANDT,CHARLIE |  | 32         | COLON,BARTOLO       |  | 32         | COX,DANNY        |  | 28          | *LACKEY,JOHN       |  | 30              | LILLY, TED      |  | 26         | LAWRENCE,BRIAN     |  |
| 22           | MCDOWELL,ROGER    |  | 31         | *SAMARDZIJA,JEFF    |  | 28         | ANDUJAR,JOAQUIN  |  | 26          | SCHILLING,CURT     |  | 29              | 3 pitchers      |  | 24         | *LIRIANO,FRANCISCO |  |
| 20           | 2 pitchers        |  | 29         | 3 pitchers          |  | 27         | 3 pitchers       |  | 26          | MORRIS,MATT        |  | 26              | MORRIS,MATT     |  | 24         | BUEHRLE,MARK       |  |

| ATLANTA      |                   |  | CHICAGO    |                  |  | CINCINNATI |                  |  | LOS ANGELES |                    |  | MILWAUKEE (HOU) |                |  | NEW YORK   |                    |  |
|--------------|-------------------|--|------------|------------------|--|------------|------------------|--|-------------|--------------------|--|-----------------|----------------|--|------------|--------------------|--|
| L            | NAME              |  | L          | NAME             |  | L          | NAME             |  | L           | NAME               |  | L               | NAME           |  | L          | NAME               |  |
| 57           | MAHOLM,PAUL       |  | 64         | MORGAN,MIKE      |  | 83         | VAZQUEZ,JAVIER   |  | 60          | *KERSHAW,CLAYTON   |  | 40              | REED,RICK      |  | 78         | MADDUX,GREG        |  |
| 49           | RUETER,KIRK       |  | 51         | ASTACIO,PEDRO    |  | 64         | HAREN,DAN        |  | 59          | *HAMELS,COLE       |  | 38              | HAMILTON,JOEY  |  | 55         | BENES,ANDY         |  |
| 47           | *LEAKE,MIKE       |  | 48         | HERNANDEZ,LIVAN  |  | 56         | DRABEK,DOUG      |  | 51          | SMOLTZ,JOHN        |  | 31              | WOOD,KERRY     |  | 50         | CLEMENT,MATT       |  |
| 41           | BROWN,KEVIN       |  | 46         | *SCHERZER,MAX    |  | 44         | CONE,DAVID       |  | 43          | NOMO,HIDEO         |  | 30              | HILL,KEN       |  | 46         | PEREZ,ODALIS       |  |
| 36           | JONES,BOBBY       |  | 43         | RIJO,JOSE        |  | 38         | BILLINGSLEY,CHAD |  | 40          | PENNY,BRAD         |  | 30              | WILLIAMS,WOODY |  | 37         | *BAILEY,HOMER      |  |
| 34           | GROSS,KEVIN       |  | 42         | *WAINWRIGHT,ADAM |  | 37         | SMILEY,JOHN      |  | 39          | BROWNING,TOM       |  | 29              | NOLASCO,RICKY  |  | 35         | WOLF,RANDY         |  |
| 32           | PEAVY,JAKE        |  | 38         | *Bumgarner,Max   |  | 37         | PEAVY,JAKE       |  | 39          | JOHNSON,JOEY       |  | 29              | HERSHISER,OREL |  | 32         | SAUNDERS,JOE       |  |
| 31           | SHOW,ERIC         |  | 36         | SUTCLIFFE,RICK   |  | 35         | NEAGLE,DENNY     |  | 38          | OSWALT,ROY         |  | 28              | HARNISCH,PETE  |  | 31         | ASHBY,ANDY         |  |
| 29           | *GARZA,MATT       |  | 33         | LANGSTON,MARK    |  | 33         | BURNETT,A.J.     |  | 37          | MILLWOOD,KEVIN     |  | 28              | *DICKEY,R.A.   |  | 26         | *GONZALEZ,GIO      |  |
| 28           | 2 pitchers        |  | 31         | RYAN,NOLAN       |  | 32         | HAMPTON,MIKE     |  | 36          | 3 pitchers         |  | 26              | LOWE,DEREK     |  | 24         | SMITH,ZANE         |  |
| PHILADELPHIA |                   |  | PITTSBURGH |                  |  | ST. LOUIS  |                  |  | SAN DIEGO   |                    |  | SAN FRANCISCO   |                |  | WASHINGTON |                    |  |
| L            | NAME              |  | L          | NAME             |  | L          | NAME             |  | L           | NAME               |  | L               | NAME           |  | L          | NAME               |  |
| 52           | MARQUIS,JASON     |  | 143        | GLAVINE,TOM      |  | 55         | MARTINEZ,PEDRO   |  | 44          | PARK,CHAN HO       |  | 59              | SCHMIDT,JASON  |  | 63         | ZAMBRANO,CARLOS    |  |
| 39           | SANDERSON,SCOTT   |  | 63         | LIEBER,JON       |  | 50         | BELCHER,TIM      |  | 44          | THOMSON,JOHN       |  | 44              | TRACHSEL,STEVE |  | 54         | BECKETT,JOSH       |  |
| 34           | KILE,DARRYL       |  | 58         | GOODEN,DWIGHT    |  | 37         | BURKETT,JOHN     |  | 33          | CAIN,MATT          |  | 42              | OJEDA,BOB      |  | 42         | HUDSON,TIM         |  |
| 34           | LOAIZA,ESTEBAN    |  | 54         | HERSHISER,OREL   |  | 35         | SCHILLING,CURT   |  | 32          | DREIFORT,DARREN    |  | 42              | WELCH,BOB      |  | 36         | SANCHEZ,ANIBAL     |  |
| 32           | BURNETT,A.J.      |  | 50         | WILLIS,DONTRELLE |  | 32         | WELLS,DAVID      |  | 30          | WEBB,BRANDON       |  | 42              | *MILEY,WADE    |  | 36         | PETTITTE,ANDY      |  |
| 32           | RASMUSSEN,DENNIS  |  | 48         | *CUETO,JOHNNY    |  | 32         | VALDEZ,ISMAEL    |  | 27          | WOLF,RANDY         |  | 41              | *KENNEDY,IAN   |  | 36         | *ZIMMERMANN,Jordan |  |
| 29           | LEIBRANDT,CHARLIE |  | 46         | COLON,BARTOLO    |  | 32         | LATOS,MAT        |  | 26          | LEITER,AL          |  | 40              | DEMPSTER,RYAN  |  | 32         | HAMPTON,MIKE       |  |
| 26           | LEITER,AL         |  | 39         | *SAMARDZIJA,JEFF |  | 31         | RAWLEY,SHANE     |  | 25          | SCHILLING,CURT     |  | 36              | *WOOD,TRAVIS   |  | 26         | LAWRENCE,BRIAN     |  |
| 25           | 5 pitchers        |  | 37         | RHODEN,RICK      |  | 30         | HARANG,AARON     |  | 25          | *STRASBURG,Stephen |  | 35              | BURBA,DAVE     |  | 24         | *LIRIANO,FRANCISCO |  |
|              |                   |  | 35         | TEWKSBURY,BOB    |  | 23         | RODRIGUEZ,WANDY  |  | 23          | 3 pitchers         |  | 35              | TERRELL,WALT   |  | 24         | BUEHRLE,MARK       |  |







DVAL TEAM LEADERS

| ATLANTA      |                     | CHICAGO    |                     | CINCINNATI |                  | LOS ANGELES |                    | MILWAUKEE (HOU) |                   | NEW YORK   |                    |
|--------------|---------------------|------------|---------------------|------------|------------------|-------------|--------------------|-----------------|-------------------|------------|--------------------|
| SHO          | NAME                | SHO        | NAME                | SHO        | NAME             | SHO         | NAME               | SHO             | NAME              | SHO        | NAME               |
| 7            | BROWN,KEVIN         | 11         | RJO,JOSE            | 18         | CONE,DAVID       | 15          | *KERSHAW,CLAYTON   | 10              | REED,RICK         | 24         | MADDUX,GREG        |
| 7            | RUETER,KIRK         | 9          | *WAINWRIGHT,ADAM    | 14         | DRABEK,DOUG      | 14          | *HAMELS,COLE       | 9               | HAMILTON,JOEY     | 14         | BENES,ANDY         |
| 6            | NIEKRO,JOE          | 9          | PORTUGAL,MARK       | 13         | VAZQUEZ,JAVIER   | 13          | SMOLTZ,JOHN        | 8               | HERSHISER,OREL    | 9          | GULLICKSON,BILL    |
| 6            | MAHOLM,PAUL         | 9          | *Bumgamer,Madison   | 12         | SMILEY,JOHN      | 9           | MARTINEZ,RAMON     | 8               | HILL,KEN          | 7          | GREENE,TOMMY       |
| 6            | SHOW,ERIC           | 8          | Valenzuela,Fernando | 9          | HAREN,DAN        | 8           | LEE,CLIFF          | 6               | MARTINEZ,DENNIS   | 7          | CLEMENT,MATT       |
| 5            | HURST,BRUCE         | 8          | RYAN,NOLAN          | 9          | PEAVY,JAKE       | 8           | PENNY,BRAD         | 6               | WOOD,KERRY        | 6          | MULHOLLAND,Terry   |
| 4            | 6 pitchers          | 7          | SUTCLIFFE,RICK      | 8          | SCOTT,MIKE       | 8           | OSWALT,ROY         | 4               | WILLIAMS,WOODY    | 6          | *COLON,BARTOLO     |
|              |                     | 6          | ASTACIO,PEDRO       | 8          | BILLINGSLEY,CHAD | 6           | JOHNSON,JOSE       | 4               | LOWE,DEREK        | 5          | 4 pitchers         |
|              |                     | 4          | 3 pitchers          | 7          | BURNETT,A.J.     | 5           | NOMO,HIDEO         | 4               | HARNISCH,PETE     |            |                    |
|              |                     |            |                     | 7          | TUDOR,JOHN       | 5           | CANDIOTTI,TOM      | 3               | 5 pitchers        |            |                    |
| PHILADELPHIA |                     | PITTSBURGH |                     | ST. LOUIS  |                  | SAN DIEGO   |                    | SAN FRANCISCO   |                   | WASHINGTON |                    |
| SHO          | NAME                | SHO        | NAME                | SHO        | NAME             | SHO         | NAME               | SHO             | NAME              | SHO        | NAME               |
| 8            | REUSCHEL,RICK       | 25         | GLAVINE,TOM         | 15         | MARTINEZ,PEDRO   | 13          | CAIN,MATT          | 9               | SCHMIDT,JASON     | 11         | BECKETT,JOSH       |
| 7            | LOAIZA,ESTEBAN      | 11         | HERSHISER,OREL      | 12         | SANTANA,JOHAN    | 9           | LINCECUM,TIM       | 9               | *KENNEDY,IAN      | 6          | ZAMBRANO,CARLOS    |
| 6            | BURKETT,JOHN        | 9          | *CUETO,JOHNNY       | 10         | LANGSTON,MARK    | 8           | *STRASBURG,Stephen | 6               | KURODA,HIROKI     | 5          | BUEHRLE,MARK       |
| 5            | CLARK,MARK          | 8          | WELLS,DAVID         | 9          | SCHILLING,CURT   | 7           | WEBB,BRANDON       | 6               | PAVANO,CARL       | 4          | HUDSON,TIM         |
| 4            | *GARCIA,JAIME       | 8          | COLON,BARTOLO       | 8          | RODRIGUEZ,WANDY  | 5           | MORRIS,MATT        | 5               | LILLY,TED         | 4          | *ZIMMERMANN,Jordan |
| 4            | BURNETT,A.J.        | 8          | GOODEN,DWIGHT       | 7          | ANDUJAR,JOAQUIN  | 5           | PARK,CHAN HO       | 5               | DEMPSTER,RYAN     | 4          | PETTITTE,ANDY      |
| 4            | LEITER,AL           | 7          | TOMLIN,RANDY        | 6          | BELCHER,TIM      | 5           | SCHILLING,CURT     | 4               | CARPENTER,CHRIS   | 3          | 5 pitchers         |
| 4            | SABERHAGEN,BRET     | 7          | *SAMARDZIJA,JEFF    | 6          | BURKETT,JOHN     | 4           | 7 pitchers         | 4               | WELCH,BOB         |            |                    |
| 4            | MARQUIS,JASON       | 6          | 3 pitchers          | 6          | WELLS,DAVID      | 6           | OJEDA,BOB          | 4               | OJEDA,BOB         |            |                    |
| 3            | 6 pitchers          |            |                     | 5          | MARTINEZ,DENNIS  |             |                    | 4               | PADILLA,VICENTE   |            |                    |
| ATLANTA      |                     | CHICAGO    |                     | CINCINNATI |                  | LOS ANGELES |                    | MILWAUKEE (HOU) |                   | NEW YORK   |                    |
| SV           | NAME                | SV         | NAME                | SV         | NAME             | SV          | NAME               | SV              | NAME              | SV         | NAME               |
| 95           | *CHAPMAN,AROLDIS    | 98         | KIMBREL,CRAIG       | 83         | *JANSEN,KENLEY   | 132         | NEN,ROBB           | 153             | WAGNER,BILLY      | 60         | *MILLER,ANDREW     |
| 55           | ADAMS,MIKE          | 50         | WORRELL,TODD        | 74         | SHAW,JEFF        | 61          | SMITH,DAVE         | 50              | JONES,DOUG        | 47         | FARNSWORTH,KYLE    |
| 39           | Istringhausen,Jason | 32         | SAITO,TAKASHI       | 63         | HOFFMAN,TREVOR   | 45          | BENITEZ,ARMANDO    | 45              | BROXTON,Jonathan  | 38         | ANDERSEN,LARRY     |
| 33           | MARMOL,CARLOS       | 29         | CORMIER,RHEAL       | 54         | ECKERSLEY,DENNIS | 36          | *GILES,KEN         | 42              | ZIEGLER,BRAD      | 34         | VILLARREAL,OSCAR   |
| 25           | SISK,DOUG           | 26         | WAGNER,BILLY        | 28         | MADSON,RYAN      | 36          | WILSON,BRIAN       | 32              | JACKSON,MIKE      | 32         | REED,STEVE         |
| 25           | VERES,DAVE          | 26         | MEREDITH,CLA        | 26         | MEDLEN,KRIS      | 31          | ROJAS,MEL          | 30              | SAITO,TAKASHI     | 28         | SMITH,LEE          |
| 22           | BRANTLEY,JEFF       | 23         | KUO,HONG-CHIH       | 22         | BURKE,TIM        | 31          | DIBBLE,ROB         | 27              | CAPPS,MATT        | 28         | KINTZLER,BRANDON   |
| 21           | KIM,BYUNG-HYUN      | 21         | LANDRUM,BILL        | 21         | JONES,TODD       | 30          | *CISHEK,STEVE      | 18              | *ABAD,FERNANDO    | 26         | HOWELL,JAY         |
| 21           | WALL,DONNE          | 17         | Istringhausen,Jason | 21         | STOREN,DREW      | 28          | WILLIAMS,FRANK     | 14              | BEDROSIAN,STEVE   | 25         | FRANKLIN,RYAN      |
| 18           | RADINSKY,SCOTT      | 16         | OROSCO,JESSE        | 20         | BECK,ROD         | 23          | 2 pitchers         | 14              | *CASILLA,SANTIAGO | 24         | 2 pitchers         |
| PHILADELPHIA |                     | PITTSBURGH |                     | ST. LOUIS  |                  | SAN DIEGO   |                    | SAN FRANCISCO   |                   | WASHINGTON |                    |
| SV           | NAME                | SV         | NAME                | SV         | NAME             | SV          | NAME               | SV              | NAME              | SV         | NAME               |
| 43           | MCDOWELL,ROGER      | 62         | VALVERDE,JOSE       | 70         | RUSSELL,JEFF     | 41          | *RONDON,HECTOR     | 85              | WETTELAND,JOHN    | 43         | *STREET,HUSTON     |
| 32           | QUANTRILL,PAUL      | 41         | VENTERS,JONNY       | 67         | HOFFMAN,TREVOR   | 40          | WHITE,GABE         | 65              | NATHAN,JOE        | 38         | OLIVER,DARREN      |
| 29           | AFFELDT,JEREMY      | 34         | MADDUX,MIKE         | 61         | QUALLS,CHAD      | 35          | WUERTZ,MIKE        | 57              | FRANCO,JOHN       | 33         | GONZALEZ,MIKE      |
| 29           | MELANCON,MARK       | 33         | ASSENMACHER,Paul    | 59         | GAGNE,ERIC       | 33          | OSUNA,ANTONIO      | 41              | *ROSENTHAL,Trevor | 28         | LIGTENBERG,KERRY   |
| 20           | NATHAN,JOE          | 31         | *FAMILIA,JEURYS     | 56         | O'FLAHERTY,ERIC  | 32          | *WATSON,TONY       | 25              | WILLIAMSON,SCOTT  | 26         | EISCHEN,JOEY       |
| 19           | SAITO,TAKASHI       | 26         | KLINE,STEVE         | 46         | *MELANCON,MARK   | 29          | BRADFORD,CHAD      | 24              | LIDGE,BRAD        | 25         | NATHAN,JOE         |
| 19           | PARNELL,BOBBY       | 23         | HARRIS,GREG A.      | 43         | ROMO,SERGIO      | 26          | SPRINGER,RUSS      | 23              | HAMMOND,CHRIS     | 25         | *ZIEGLER,BRAD      |
| 18           | MURPHY,ROB          | 22         | *CLIPPARD,TYLER     | 32         | SUTTER,BRUCE     | 24          | RINCON,RICARDO     | 22              | CARRASCO,HECTOR   | 23         | WAGNER,BILLY       |
| 18           | SCHATZEDER,DAN      | 21         | LIEBER,JON          | 28         | SMITH,LEE        | 24          | LOPEZ,WILTON       | 19              | RODRIGUEZ,FELIX   | 22         | REMLINGER,MIKE     |
| 17           | 2 pitchers          | 20         | MOTA,GUILLERMO      | 19         | 2 pitchers       | 24          | *JEFFRESS,JEREMY   | 18              | KARSAY,STEVE      | 22         | CASILLA,SANTIAGO   |





DVAL TEAM LEADERS

| ATLANTA |       |                  | CHICAGO |                     |       | CINCINNATI      |       |                    | LOS ANGELES |                 |       | MILWAUKEE (HOU)    |     |      | NEW YORK |     |      |
|---------|-------|------------------|---------|---------------------|-------|-----------------|-------|--------------------|-------------|-----------------|-------|--------------------|-----|------|----------|-----|------|
| MOB     | MOB   | NAME             | MOB     | MOB                 | NAME  | MOB             | MOB   | NAME               | MOB         | MOB             | NAME  | MOB                | MOB | NAME | MOB      | MOB | NAME |
|         | 9.47  | BROWN,KEVIN      | 8.99    | *WAINWRIGHT,ADAM    | 9.24  | SCOTT,MIKE      | 8.02  | *KERSHAW,CLAYTON   | 9.44        | MARTINEZ,DENNIS | 8.35  | MADDUX,GREG        |     |      |          |     |      |
| min     | 9.81  | *KEUCHEL,DALLAS  | 9.60    | *Bumgarner,Madison  | 9.31  | TUDOR,JOHN      | 8.16  | LEE,CLIFF          | 9.78        | LOWE,DEREK      | 9.79  | *GONZALEZ,GIO      |     |      |          |     |      |
| 350     | 9.95  | HURST,BRUCE      | 9.64    | Valenzuela,Fernando | 9.70  | CONE,DAVID      | 8.76  | OSWALT,ROY         | 10.07       | REED,RICK       | 10.44 | MULHOLLAND,Terry   |     |      |          |     |      |
| IP      | 10.58 | COLLMENTER,JOSH  | 9.91    | RUIZ,JOSE           | 9.77  | *TEHERAN,JULIO  | 8.87  | *GREINKE,ZACK      | 10.31       | HILL,KEN        | 10.68 | ASHBY,ANDY         |     |      |          |     |      |
|         | 10.60 | PEAVY,JAKE       | 10.25   | PORTUGAL,MARK       | 10.04 | HAREN,DAN       | 9.45  | MAGRANE,JOE        | 11.21       | HARNISCH,PETE   | 10.87 | BENES,ANDY         |     |      |          |     |      |
|         | 10.71 | NIEKRO,JOE       | 10.40   | *SCHERZER,MAX       | 10.45 | SMILEY,JOHN     | 9.57  | *HAMELS,COLE       | 11.66       | NOLASCO,RICKY   | 11.07 | *BAILEY,HOMER      |     |      |          |     |      |
|         | 10.79 | REYNOLDS,SHANE   | 10.84   | SUTCLIFFE,RICK      | 10.71 | VAZQUEZ,JAVIER  | 9.92  | NEN,ROBB           | 11.67       | WILLIAMS,WOODY  | 11.53 | WOLF,RANDY         |     |      |          |     |      |
|         | 10.83 | JURRJEANS,JAIR   | 10.89   | MORRIS,MATT         | 10.77 | DRABEK,DOUG     | 10.27 | JOHNSON,JOSH       | 11.68       | HERSHISER,OREL  | 11.73 | PEREZ,ODALIS       |     |      |          |     |      |
|         | 11.31 | DRAVECKY,DAVE    | 10.98   | CANDELARIA,JOHN     | 10.98 | PEAVY,JAKE      | 10.69 | BROWNING,TOM       | 11.77       | WOOD,KERRY      | 11.79 | SMITH,ZANE         |     |      |          |     |      |
|         | 11.34 | SHOW,ERIC        | 11.49   | RYAN,NOLAN          | 11.22 | BURNETT,A.J.    | 10.69 | SMOLTZ,JOHN        | 11.77       | ORTIZ,RUSS      | 11.95 | FASSERO,JEFF       |     |      |          |     |      |
|         |       | PHILADELPHIA     |         | PITTSBURGH          |       | ST. LOUIS       |       | SAN DIEGO          |             | SAN FRANCISCO   |       | WASHINGTON         |     |      |          |     |      |
|         | MOB   | NAME             | MOB     | NAME                | MOB   | NAME            | MOB   | NAME               | MOB         | NAME            | MOB   | NAME               |     |      |          |     |      |
|         | 10.65 | CLARK,MARK       | 9.89    | *CUETO,JOHNNY       | 8.25  | SANTANA,JOHAN   | 9.50  | *STRASBURG,Stephen | 8.33        | CARPENTER,CHRIS | 9.21  | *ZIMMERMANN,Jordan |     |      |          |     |      |
|         | 10.74 | REUSCHEL,RICK    | 10.08   | HERSHISER,OREL      | 8.46  | MARTINEZ,PEDRO  | 9.55  | WEBB,BRANDON       | 9.93        | PAVANO,CARL     | 9.73  | HUDSON,TIM         |     |      |          |     |      |
|         | 10.93 | KILE,DARRYL      | 10.18   | COLON,BARTOLO       | 8.98  | JOHNSON,RANDY   | 9.69  | NIESE,JON          | 9.96        | KNEPPER,BOB     | 9.89  | BUEHRLE,MARK       |     |      |          |     |      |
|         | 10.96 | HAWKINS,ANDY     | 10.24   | GOODEN,DWIGHT       | 9.16  | MARTINEZ,DENNIS | 9.77  | LOHSE,KYLE         | 10.08       | WETTLELAND,JOHN | 9.96  | SANCHEZ,ANIBAL     |     |      |          |     |      |
|         | 11.10 | LEBRANDT,CHARLIE | 10.57   | WELLS,DAVID         | 9.28  | SCHILLING,CURT  | 9.95  | CAIN,MATT          | 10.14       | LILLY,TED       | 10.73 | OHKA,TOMO          |     |      |          |     |      |
|         | 11.29 | BURNETT,A.J.     | 10.85   | JACKSON,DANNY       | 9.58  | RODRIGUEZ,WANDY | 10.16 | LINCECUM,TIM       | 10.24       | KURODA,HIROKI   | 10.92 | PETTITTE,ANDY      |     |      |          |     |      |
|         | 11.56 | BURKETT,JOHN     | 11.03   | PEREZ,CARLOS        | 10.01 | HARANG,AARON    | 10.79 | MORRIS,MATT        | 10.28       | WELCH,BOB       | 11.08 | BECKETT,JOSH       |     |      |          |     |      |
|         | 11.67 | LEITER,AL        | 11.09   | DICKEY,R.A.         | 10.27 | ANDUJAR,JOAQUIN | 11.25 | SCHILLING,CURT     | 10.75       | PINEIRO,JOEL    | 11.63 | ZAMBRANO,CARLOS    |     |      |          |     |      |
|         | 11.73 | HILL,KEN         | 11.17   | GLAVINE,TOM         | 10.55 | COX,DANNY       | 11.33 | WOLF,RANDY         | 10.83       | OJEDA,BOB       | 11.69 | LAWRENCE,BRIAN     |     |      |          |     |      |
|         | 11.94 | SANDERSON,SCOTT  | 11.17   | RHODEN,RICK         | 10.62 | WELLS,DAVID     | 11.48 | LEITER,AL          | 10.91       | *KENNEDY,IAN    | 12.04 | HAMPTON,MIKE       |     |      |          |     |      |
|         |       | ATLANTA          |         | CHICAGO             |       | CINCINNATI      |       | LOS ANGELES        |             | MILWAUKEE (HOU) |       | NEW YORK           |     |      |          |     |      |
|         | OPP   | NAME             | OPP     | NAME                | OPP   | NAME            | OPP   | NAME               | OPP         | NAME            | OPP   | NAME               |     |      |          |     |      |
|         | .196  | BROWN,KEVIN      | .191    | Valenzuela,Fernando | .192  | CONE,DAVID      | .176  | *KERSHAW,CLAYTON   | .205        | HILL,KEN        | .199  | MADDUX,GREG        |     |      |          |     |      |
|         | .202  | NIEKRO,JOE       | .200    | RIJO,JOSE           | .196  | TUDOR,JOHN      | .201  | OSWALT,ROY         | .209        | MARTINEZ,DENNIS | .204  | *GONZALEZ,GIO      |     |      |          |     |      |
|         | .205  | PEREZ,OLIVER     | .201    | *WAINWRIGHT,ADAM    | .201  | SCOTT,MIKE      | .202  | *GREINKE,ZACK      | .220        | LOWE,DEREK      | .227  | BENES,ANDY         |     |      |          |     |      |
|         | .212  | HURST,BRUCE      | .205    | PORTUGAL,MARK       | .220  | *TEHERAN,JULIO  | .202  | MAGRANE,JOE        | .221        | ORTIZ,RUSS      | .228  | ASHBY,ANDY         |     |      |          |     |      |
|         | .212  | JURRJEANS,JAIR   | .210    | *SCHERZER,MAX       | .227  | BURNETT,A.J.    | .204  | LEE,CLIFF          | .221        | WOOD,KERRY      | .232  | *BAILEY,HOMER      |     |      |          |     |      |
|         | .213  | PEAVY,JAKE       | .211    | *Bumgarner,Madison  | .228  | SMILEY,JOHN     | .206  | NEN,ROBB           | .226        | HARNISCH,PETE   | .238  | WOLF,RANDY         |     |      |          |     |      |
|         | .218  | *KEUCHEL,DALLAS  | .211    | MORRIS,MATT         | .228  | PEAVY,JAKE      | .216  | *HAMELS,COLE       | .234        | REED,RICK       | .239  | MULHOLLAND,Terry   |     |      |          |     |      |
|         | .223  | SHOW,ERIC        | .222    | RYAN,NOLAN          | .229  | DRABEK,DOUG     | .216  | MARTINEZ,RAMON     | .245        | WILLIAMS,WOODY  | .243  | SMITH,ZANE         |     |      |          |     |      |
|         | .237  | WELLS,KIP        | .231    | CANDELARIA,JOHN     | .231  | HAREN,DAN       | .216  | SMOLTZ,JOHN        | .248        | HAMILTON,JOEY   | .244  | FASSERO,JEFF       |     |      |          |     |      |
|         | .238  | *GARZA,MATT      | .232    | SUTCLIFFE,RICK      | .234  | SMITH,BRYN      | .217  | JOHNSON,JOSH       | .249        | HERSHISER,OREL  | .256  | PEREZ,ODALIS       |     |      |          |     |      |
|         |       | PHILADELPHIA     |         | PITTSBURGH          |       | ST. LOUIS       |       | SAN DIEGO          |             | SAN FRANCISCO   |       | WASHINGTON         |     |      |          |     |      |
|         | OPP   | NAME             | OPP     | NAME                | OPP   | NAME            | OPP   | NAME               | OPP         | NAME            | OPP   | NAME               |     |      |          |     |      |
|         | .222  | REUSCHEL,RICK    | .209    | GOODEN,DWIGHT       | .177  | MARTINEZ,PEDRO  | .199  | LINCECUM,TIM       | .198        | CARPENTER,CHRIS | .213  | HUDSON,TIM         |     |      |          |     |      |
|         | .223  | LEITER,AL        | .213    | HERSHISER,OREL      | .186  | SANTANA,JOHAN   | .200  | WEBB,BRANDON       | .203        | WETTLELAND,JOHN | .215  | SANCHEZ,ANIBAL     |     |      |          |     |      |
|         | .223  | BURNETT,A.J.     | .216    | COLON,BARTOLO       | .193  | MARTINEZ,DENNIS | .207  | *STRASBURG,Stephen | .212        | KNEPPER,BOB     | .220  | *ZIMMERMANN,Jordan |     |      |          |     |      |
|         | .225  | KILE,DARRYL      | .218    | *CUETO,JOHNNY       | .200  | JOHNSON,RANDY   | .211  | CAIN,MATT          | .215        | OJEDA,BOB       | .220  | ZAMBRANO,CARLOS    |     |      |          |     |      |
|         | .225  | HAWKINS,ANDY     | .221    | DESHAIES,JIM        | .211  | RODRIGUEZ,WANDY | .213  | NIESE,JON          | .218        | WELCH,BOB       | .226  | PETTITTE,ANDY      |     |      |          |     |      |
|         | .227  | CLARK,MARK       | .225    | JACKSON,DANNY       | .214  | SCHILLING,CURT  | .221  | LEITER,AL          | .225        | *KENNEDY,IAN    | .227  | BECKETT,JOSH       |     |      |          |     |      |
|         | .235  | HILL,KEN         | .227    | GLAVINE,TOM         | .217  | ANDUJAR,JOAQUIN | .227  | LOHSE,KYLE         | .226        | PAVANO,CARL     | .230  | BUEHRLE,MARK       |     |      |          |     |      |
|         | .246  | BURKETT,JOHN     | .233    | WILLIS,DONTRELLE    | .217  | LANGSTON,MARK   | .235  | WOLF,RANDY         | .230        | LILLY,TED       | .231  | HAMPTON,MIKE       |     |      |          |     |      |
|         | .246  | LEBRANDT,CHARLIE | .234    | PEREZ,CARLOS        | .222  | COX,DANNY       | .238  | SCHILLING,CURT     | .236        | DEMPSTER,RYAN   | .243  | OHKA,TOMO          |     |      |          |     |      |
|         | .247  | MARQUIS,JASON    | .235    | RHODEN,RICK         | .229  | HARANG,AARON    | .240  | MORRIS,MATT        | .237        | KURODA,HIROKI   | .255  | LAWRENCE,BRIAN     |     |      |          |     |      |

## DVAL First Round Draft Picks

ORIG DRFT  
YEAR NO TM TM PLAYER

|       |   |     |     |                   |
|-------|---|-----|-----|-------------------|
| 1984  | 1 | CIN | LA  | Dawson,Andre      |
| 1984  | 2 | SF  | LA  | Strawberry,Darryl |
| ----- |   |     |     |                   |
| 1985  | 1 | PIT | PIT | Gooden,Dwight     |
| 1985  | 2 | CHI | CHI | Sutcliffe,Rick    |
| 1985  | 3 | PHI | PHI | Samuel,Juan       |
| 1985  | 4 | CIN | CIN | Stone,Jeff        |
| 1985  | 5 | SF  | PIT | Hershiser,Orel    |
| 1985  | 6 | STL | STL | Mahler,Rick       |
| 1985  | 7 | ATL | CIN | Tudor,John        |
| 1985  | 8 | LA  | PIT | Andersen,Larry    |
| ----- |   |     |     |                   |
| 1986  | 1 | SF  | LA  | Browning,Tom      |
| 1986  | 2 | LA  | LA  | Coleman,Vince     |
| 1986  | 3 | PHI | PHI | Reuschel,Rick     |
| 1986  | 4 | ATL | PHI | Moreland,Keith    |
| 1986  | 5 | PIT | PIT | Hesketh,Joe       |
| 1986  | 6 | CIN | CIN | Burke,Tim         |
| 1986  | 7 | STL | STL | Brown,Chris       |
| 1986  | 8 | CHI | CHI | Carman,Don        |
| ----- |   |     |     |                   |
| 1987  | 1 | SF  | SF  | Ojeda,Bob         |
| 1987  | 2 | NYM | PIT | Ruffin,Bruce      |
| 1987  | 3 | LA  | LA  | Bonds,Barry       |
| 1987  | 4 | ATL | STL | Youmans,Floyd     |
| 1987  | 5 | PIT | PIT | Deshaies,Jim      |
| 1987  | 6 | PHI | PHI | Clark,Will        |
| 1987  | 7 | CHI | LA  | Darwin,Danny      |
| 1987  | 8 | CIN | CIN | Daniels,Kal       |
| 1987  | 9 | STL | STL | Kruk,John         |
| ----- |   |     |     |                   |
| 1988  | 1 | NYM | CHI | Dunne,Mike        |
| 1988  | 2 | LA  | LA  | Magrane,Joe       |
| 1988  | 3 | STL | PHI | Palmeiro,Rafael   |
| 1988  | 4 | SF  | CIN | Ready,Randy       |
| 1988  | 5 | PHI | PHI | Rasmussen,Dennis  |
| 1988  | 6 | PIT | PIT | James,Chris       |
| 1988  | 7 | CIN | LA  | Martinez,Dennis   |
| 1988  | 8 | ATL | ATL | Parrish,Lance     |
| ----- |   |     |     |                   |
| 1989  | 1 | NYM | NYM | Jefferies,Greg    |
| 1989  | 2 | PHI | PHI | Jackson,Danny     |
| 1989  | 3 | ATL | ATL | Gibson,Kirk       |
| 1989  | 4 | SF  | LA  | Grace,Mark        |

ORIG DRFT  
YEAR NO TM TM PLAYER

|       |    |     |     |                   |
|-------|----|-----|-----|-------------------|
| 1989  | 5  | STL | PHI | Sabo,Chris        |
| 1989  | 6  | CHI | CHI | Rijo,Jose         |
| 1989  | 7  | PIT | PIT | Alomar,Roberto    |
| 1989  | 8  | LA  | SF  | Jordan,Ricky      |
| 1989  | 9  | CIN | CIN | Belcher,Tim       |
| ----- |    |     |     |                   |
| 1990  | 1  | STL | STL | Langston,Mark     |
| 1990  | 2  | ATL | ATL | Hurst,Bruce       |
| 1990  | 3  | PHI | LA  | Zeile,Todd        |
| 1990  | 4  | PIT | PIT | Walton,Jerome     |
| 1990  | 5  | CHI | PHI | Smith,Dwight      |
| 1990  | 6  | SF  | CIN | Viola,Frank       |
| 1990  | 7  | NYM | NYM | Benes,Andy        |
| 1990  | 8  | LA  | CHI | Morgan,Mike       |
| 1990  | 9  | CIN | LA  | Martinez,Ramon    |
| ----- |    |     |     |                   |
| 1991  | 1  | PHI | PHI | Justice,Dave      |
| 1991  | 2  | STL | LA  | Deshields,Delino  |
| 1991  | 3  | PIT | PIT | Harkey,Mike       |
| 1991  | 4  | ATL | STL | Burkett,John      |
| 1991  | 5  | CHI | PHI | Boyd,Oil Can      |
| 1991  | 6  | LA  | PHI | Leibrandt,Charlie |
| 1991  | 7  | NYM | ATL | Gullickson,Bill   |
| 1991  | 8  | SF  | SF  | Gardner,Mark      |
| 1991  | 9  | CIN | HOU | Lankford,Ray      |
| 1991  | 10 | HOU | NYM | Morris,Hal        |
| ----- |    |     |     |                   |
| 1992  | 1  | HOU | HOU | Harnisch,Pete     |
| 1992  | 2  | PIT | SF  | Fernandez,Tony    |
| 1992  | 3  | PHI | PHI | Calderon,Ivan     |
| 1992  | 4  | STL | PIT | Mcgriff,Fred      |
| 1992  | 5  | ATL | ATL | Bagwell,Jeff      |
| 1992  | 6  | SF  | PIT | Finley,Steve      |
| 1992  | 7  | LA  | HOU | Cedeno,Andujar    |
| 1992  | 8  | CHI | PIT | Maddux,Mike       |
| 1992  | 9  | NYM | HOU | Gonzalez,Luis     |
| 1992  | 10 | CIN | CIN | Kile,Darryl       |
| ----- |    |     |     |                   |
| 1993  | 1  | ATL | CIN | Sheffield,Gary    |
| 1993  | 2  | SF  | HOU | Swindell,Greg     |
| 1993  | 3  | HOU | PHI | Swift,Billy       |
| 1993  | 4  | PHI | PHI | Alou,Moises       |
| 1993  | 5  | PIT | PIT | Wakefield,Tim     |
| 1993  | 6  | CIN | ATL | Cordero,Wil       |

ORIG DRFT  
YEAR NO TM TM PLAYER

|       |    |     |     |                    |
|-------|----|-----|-----|--------------------|
| 1993  | 7  | LA  | LA  | Sanders,Reggie     |
| 1993  | 8  | CHI | LA  | Candiotti,Tom      |
| 1993  | 9  | STL | ATL | Osborne,Donovan    |
| 1993  | 10 | NYM | HOU | Saberhagen,Bret    |
| 1993  | 11 | ATL | ATL | Nied,David         |
| 1993  | 12 | SF  | SF  | Karros,Eric        |
| ----- |    |     |     |                    |
| 1994  | 1  | SF  | ATL | Piazza,Mike        |
| 1994  | 2  | ATL | STL | Lopez,Javier       |
| 1994  | 3  | CHI | STL | Bichette,Dante     |
| 1994  | 4  | PIT | PIT | Harvey,Brian       |
| 1994  | 5  | HOU | STL | Martinez,Pedro     |
| 1994  | 6  | STL | SF  | Garcia,Carlos      |
| 1994  | 7  | PHI | PHI | Kelly,Roberto      |
| 1994  | 8  | LA  | LA  | Mcmichael,Greg     |
| 1994  | 9  | NYM | PHI | Stocker,Kevin      |
| 1994  | 10 | CIN | ATL | Martin,Al          |
| 1994  | 11 | MON | MON | Plantier,Phil      |
| 1994  | 12 | SD  | SD  | Rueter,Kirk        |
| ----- |    |     |     |                    |
| 1995  | 1  | MON | STL | Floyd,Cliff        |
| 1995  | 2  | SD  | HOU | Hamilton,Joey      |
| 1995  | 3  | ATL | ATL | Freeman,Marvin     |
| 1995  | 4  | PHI | PHI | Munoz,Bobby        |
| 1995  | 5  | CIN | STL | Boone,Bret         |
| 1995  | 6  | SF  | PHI | Vanlandingham,W.   |
| 1995  | 7  | HOU | HOU | Foster,Kevin       |
| 1995  | 8  | STL | HOU | Lieber,Jon         |
| 1995  | 9  | CHI | CHI | Jacombe,Jason      |
| 1995  | 10 | NYM | SD  | Hanson,Erik        |
| 1995  | 11 | LA  | LA  | Nen,Robb           |
| 1995  | 12 | PIT | MON | Ruffin,Johnny      |
| ----- |    |     |     |                    |
| 1996  | 1  | MON | MON | Jones,Chipper      |
| 1996  | 2  | SF  | SF  | Johnson,Charles    |
| 1996  | 3  | CHI | CHI | Isringhausen,Jason |
| 1996  | 4  | SD  | HOU | Veras,Quilvio      |
| 1996  | 5  | STL | LA  | Nomo,Hideo         |
| 1996  | 6  | PHI | SD  | Castillo,Frank     |
| 1996  | 7  | LA  | LA  | Pulsipher,Bill     |
| 1996  | 8  | HOU | HOU | Navarro,Jaime      |
| 1996  | 9  | PIT | PIT | Wells,David        |
| 1996  | 10 | ATL | CIN | Alfonzo,Edgardo    |
| 1996  | 11 | CIN | PIT | Perez,Carlos       |

| YEAR | NO | ORIG | DRFT | TM | TM | PLAYER            |
|------|----|------|------|----|----|-------------------|
| 1996 | 12 | NYM  | SD   |    |    | Bottalico,Ricky   |
| 1997 | 1  | ATL  | ATL  |    |    | Brown,Kevin       |
| 1997 | 2  | MON  | MON  |    |    | Jones,Andruw      |
| 1997 | 3  | SF   | SF   |    |    | Rolen,Scott       |
| 1997 | 4  | CHI  | CHI  |    |    | Worrell,Tim       |
| 1997 | 5  | PIT  | PIT  |    |    | Renteria,Edgar    |
| 1997 | 6  | SD   | SD   |    |    | Leiter,Al         |
| 1997 | 7  | NYM  | MON  |    |    | Benes,Alan        |
| 1997 | 8  | STL  | HOU  |    |    | Kendall,Jason     |
| 1997 | 9  | CIN  | CIN  |    |    | Shaw,Jeff         |
| 1997 | 10 | PHI  | NYM  |    |    | Vaughn,Greg       |
| 1997 | 11 | HOU  | PHI  |    |    | Stottlemire,Todd  |
| 1997 | 12 | LA   | LA   |    |    | Ordonez,Rey       |
| 1998 | 1  | SF   | SF   |    |    | Guerrero,Vladimir |
| 1998 | 2  | MON  | CHI  |    |    | Morris,Matt       |
| 1998 | 3  | SD   | SD   |    |    | Lofton,Kenny      |
| 1998 | 4  | CHI  | HOU  |    |    | Reed,Rick         |
| 1998 | 5  | STL  | HOU  |    |    | Alvarez,Wilson    |
| 1998 | 6  | PHI  | HOU  |    |    | Helton,Todd       |
| 1998 | 7  | ATL  | CIN  |    |    | Tomko,Brett       |
| 1998 | 8  | HOU  | STL  |    |    | McGwire,Mark      |
| 1998 | 9  | PIT  | STL  |    |    | Holt,Chris        |
| 1998 | 10 | NYM  | PHI  |    |    | Fernandez,Alex    |
| 1998 | 11 | LA   | LA   |    |    | Hernandez,Livan   |
| 1998 | 12 | CIN  | CIN  |    |    | Hernandez,Roberto |
| 1999 | 1  | CHI  | HOU  |    |    | Wood,Kerry        |
| 1999 | 2  | MON  | HOU  |    |    | Johnson,Randy     |
| 1999 | 3  | NYM  | CHI  |    |    | Beltre,Adrian     |
| 1999 | 4  | PIT  | MON  |    |    | Vaughn,Greg       |
| 1999 | 5  | SF   | SF   |    |    | Pavano,Carl       |
| 1999 | 6  | LA   | LA   |    |    | Marrero,Eli       |
| 1999 | 7  | SD   | STL  |    |    | Elarton,Scott     |
| 1999 | 8  | HOU  | MON  |    |    | Ligtenberg,Kerry  |
| 1999 | 9  | STL  | HOU  |    |    | Ramirez,Aramis    |
| 1999 | 10 | ATL  | ATL  |    |    | Yoshii,Masato     |
| 1999 | 11 | PHI  | SD   |    |    | Tatis,Fernando    |
| 1999 | 12 | CIN  | SF   |    |    | Cabrera,Orlando   |
| 2000 | 1  | CHI  | NYM  |    |    | Drew,J.D.         |
| 2000 | 2  | SF   | SF   |    |    | Giles,Brian       |
| 2000 | 3  | NYM  | NYM  |    |    | Benson,Kris       |
| 2000 | 4  | SD   | NYM  |    |    | Clement,Matt      |
| 2000 | 5  | CIN  | SD   |    |    | Barrett,Mike      |

| YEAR | NO | ORIG | DRFT | TM | TM | PLAYER            |
|------|----|------|------|----|----|-------------------|
| 2000 | 6  | LA   | LA   |    |    | Hermanson,Chad    |
| 2000 | 7  | STL  | PIT  |    |    | Cedeno,Roger      |
| 2000 | 8  | HOU  | HOU  |    |    | Burnett,A.J.      |
| 2000 | 9  | MON  | SF   |    |    | Williamson,Scott  |
| 2000 | 10 | PIT  | LA   |    |    | Morris,Warren     |
| 2000 | 11 | ATL  | PHI  |    |    | Ventura,Robin     |
| 2000 | 12 | PHI  | SF   |    |    | Cameron,Mike      |
| 2001 | 1  | SD   | CHI  |    |    | Griffey Jr.,Ken   |
| 2001 | 2  | CHI  | CHI  |    |    | Furcal,Rafael     |
| 2001 | 3  | NYM  | CHI  |    |    | Ankiel,Rick       |
| 2001 | 4  | PIT  | NYM  |    |    | Cirillo,Jeff      |
| 2001 | 5  | PHI  | SF   |    |    | Edmonds,Jim       |
| 2001 | 6  | HOU  | HOU  |    |    | Green,Shawn       |
| 2001 | 7  | ATL  | NYM  |    |    | Burrell,Pat       |
| 2001 | 8  | MON  | PHI  |    |    | Rusch,Glendon     |
| 2001 | 9  | LA   | LA   |    |    | Penny,Brad        |
| 2001 | 10 | SF   | CIN  |    |    | Stynes,Chris      |
| 2001 | 11 | CIN  | SD   |    |    | Bordick,Mike      |
| 2001 | 12 | STL  | SD   |    |    | Herges,Matt       |
| 2002 | 1  | NYM  | HOU  |    |    | Pujols,Albert     |
| 2002 | 2  | PHI  | LA   |    |    | Dunn,Adam         |
| 2002 | 3  | LA   | LA   |    |    | Oswalt,Roy        |
| 2002 | 4  | PIT  | MON  |    |    | Rollins,Jimmy     |
| 2002 | 5  | CHI  | MON  |    |    | Lawton,Matt       |
| 2002 | 7  | SD   | MON  |    |    | Counsell,Craig    |
| 2002 | 8  | HOU  | CIN  |    |    | Smith,Bud         |
| 2002 | 9  | ATL  | ATL  |    |    | Duckworth,Brandon |
| 2002 | 10 | SF   | SF   |    |    | Karsay,Steve      |
| 2002 | 11 | STL  | MON  |    |    | Lawrence,Brian    |
| 2002 | 12 | CIN  | SF   |    |    | Appier,Kevin      |
| 2003 | 1  | PIT  | PIT  |    |    | Colon,Bartolo     |
| 2003 | 2  | ATL  | ATL  |    |    | Burroughs,Sean    |
| 2003 | 3  | MON  | CHI  |    |    | Kearns,Austin     |
| 2003 | 4  | NYM  | CHI  |    |    | Prior,Mark        |
| 2003 | 5  | CIN  | MON  |    |    | Beckett,Josh      |
| 2003 | 6  | SD   | ATL  |    |    | Perez,Oliver      |
| 2003 | 7  | LA   | LA   |    |    | Myers,Brett       |
| 2003 | 8  | CHI  | HOU  |    |    | Spivey,Junior     |
| 2003 | 9  | PHI  | ATL  |    |    | Wells,Kip         |
| 2003 | 10 | STL  | MON  |    |    | Moss,Damian       |
| 2003 | 11 | HOU  | CHI  |    |    | Peavy,Jake        |
| 2003 | 12 | SF   | SF   |    |    | Byrd,Marlon       |

| YEAR | NO | ORIG | DRFT | TM | TM | PLAYER            |
|------|----|------|------|----|----|-------------------|
| 2004 | 1  | CHI  | LA   |    |    | Thome,Jim         |
| 2004 | 2  | PIT  | PIT  |    |    | Rodriguez,Ivan    |
| 2004 | 3  | ATL  | SF   |    |    | Cabrera,Miguel    |
| 2004 | 4  | SD   | SD   |    |    | Reyes,Jose        |
| 2004 | 5  | CIN  | SD   |    |    | Webb,Brandon      |
| 2004 | 6  | LA   | PIT  |    |    | Williams,Jerome   |
| 2004 | 7  | STL  | PIT  |    |    | Willis,Dontrelle  |
| 2004 | 8  | MON  | PIT  |    |    | Ponson,Sidney     |
| 2004 | 9  | HOU  | PHI  |    |    | Ramirez,Horacio   |
| 2004 | 10 | SF   | PIT  |    |    | Valverde,Jose     |
| 2004 | 11 | NYM  | PIT  |    |    | Ayala,Luis        |
| 2004 | 12 | PHI  | STL  |    |    | Phillips,Jason    |
| 2005 | 1  | ATL  | CHI  |    |    | Beltran,Carlos    |
| 2005 | 2  | PIT  | PIT  |    |    | Wright,David      |
| 2005 | 3  | NYM  | HOU  |    |    | Clemens,Roger     |
| 2005 | 4  | PHI  | PHI  |    |    | Forfeited         |
| 2005 | 5  | SD   | SD   |    |    | GarciaParra,Nomar |
| 2005 | 6  | SF   | SF   |    |    | Carpenter,Chris   |
| 2005 | 7  | MON  | CHI  |    |    | Sexson,Richie     |
| 2005 | 8  | CIN  | CIN  |    |    | Madson,Ryan       |
| 2005 | 9  | LA   | LA   |    |    | Suppan,Jeff       |
| 2005 | 10 | STL  | LA   |    |    | Weaver,Jeff       |
| 2005 | 11 | CHI  | MON  |    |    | Gonzalez,Mike     |
| 2005 | 12 | HOU  | HOU  |    |    | Otsuka,Akinori    |
| 2006 | 1  | CHI  | CHI  |    |    | Mulder,Mark       |
| 2006 | 2  | PIT  | PIT  |    |    | Francoeur,Jeff    |
| 2006 | 3  | ATL  | ATL  |    |    | Hudson,Tim        |
| 2006 | 4  | NYM  | LA   |    |    | Duke,Zach         |
| 2006 | 5  | SF   | SF   |    |    | Zimmerman,Ryan    |
| 2006 | 6  | CIN  | CHI  |    |    | Cain,Matt         |
| 2006 | 7  | STL  | HOU  |    |    | Lowe,Derek        |
| 2006 | 8  | SD   | CHI  |    |    | Glaus,Troy        |
| 2006 | 9  | MON  | STL  |    |    | Delgado,Carlos    |
| 2006 | 10 | PHI  | STL  |    |    | Eckstein,David    |
| 2006 | 11 | HOU  | HOU  |    |    | Winn,Randy        |
| 2006 | 12 | LA   | LA   |    |    | Sosa,Jorge        |
| 2007 | 1  | CHI  | CHI  |    |    | Ramirez,Hanley    |
| 2007 | 2  | ATL  | CHI  |    |    | Soriano,Alfonso   |
| 2007 | 3  | SF   | SF   |    |    | Drew,Stephen      |
| 2007 | 4  | PIT  | CHI  |    |    | Hamels,Cole       |
| 2007 | 5  | SD   | HOU  |    |    | Broxton,Jonathan  |
| 2007 | 6  | STL  | SF   |    |    | Young,Chris       |
| 2007 | 7  | LA   | LA   |    |    | Johnson,Josh      |

| YEAR  | ORIG DRFT |         | PLAYER            |
|-------|-----------|---------|-------------------|
|       | NO        | TM      |                   |
| 2007  | 8         | NYM PHI | Arroyo,Bronson    |
| 2007  | 9         | CIN LA  | Duncan,Chris      |
| 2007  | 10        | PHI CHI | Wainwright,Adam   |
| 2007  | 11        | HOU MON | Barfield,Josh     |
| 2007  | 12        | MON CIN | Martin,Russell    |
| ----- |           |         |                   |
| 2008  | 1         | PIT PIT | Pence,Hunter      |
| 2008  | 2         | ATL ATL | Teixeira,Mark     |
| 2008  | 3         | HOU PIT | Kendrick,Kyle     |
| 2008  | 4         | CIN ATL | Lee,Carlos        |
| 2008  | 5         | NYM HOU | Kemp,Matt         |
| 2008  | 6         | SD SD   | Lincecum,Tim      |
| 2008  | 7         | LA STL  | Upton,Justin      |
| 2008  | 8         | STL NYM | Kouzmanoff,Kevin  |
| 2008  | 9         | WAS ATL | Escobar,Yunel     |
| 2008  | 10        | PHI PHI | Hamilton,Josh     |
| 2008  | 11        | SF SF   | Lilly,Ted         |
| 2008  | 12        | CHI PIT | Zito,Barry        |
| ----- |           |         |                   |
| 2009  | 1         | STL STL | Santana,Johan     |
| 2009  | 2         | NYM HOU | Volquez,Edinson   |
| 2009  | 3         | ATL ATL | Ramirez,Manny     |
| 2009  | 4         | PIT PHI | Bruce,Jay         |
| 2009  | 5         | LA LA   | Kershaw,Clayton   |
| 2009  | 6         | CIN CHI | Scherzer,Max      |
| 2009  | 7         | SD SD   | Harden,Rich       |
| 2009  | 8         | PHI CHI | Sandoval,Pablo    |
| 2009  | 9         | WAS ATL | Jurrjens,Jair     |
| 2009  | 10        | SF SF   | Kuroda,Hiroki     |
| 2009  | 11        | HOU SF  | Lannan,John       |
| 2009  | 12        | CHI STL | Volstad,Chris     |
| ----- |           |         |                   |
| 2010  | 1         | PIT PIT | Hanson,Tommy      |
| 2010  | 2         | LA LA   | Lee,Cliff         |
| 2010  | 3         | PHI HOU | Mccutcheon,Andrew |
| 2010  | 4         | NYM NYM | Holliday,Matt     |
| 2010  | 5         | HOU SF  | Coghlan,Chris     |
| 2010  | 6         | WAS WAS | Rasmus,Colby      |
| 2010  | 7         | ATL PHI | Jones,Garrett     |
| 2010  | 8         | SF NYM  | Ibanez,Raul       |
| 2010  | 9         | STL STL | Latos,Matt        |
| 2010  | 10        | SD SD   | Correia,Kevin     |
| 2010  | 11        | CIN HOU | Desmond,Ian       |
| 2010  | 12        | CHI HOU | Ohlendorf,Ross    |
| ----- |           |         |                   |
| 2011  | 1         | PIT PIT | Halladay,Roy      |

| YEAR  | ORIG DRFT |         | PLAYER            |
|-------|-----------|---------|-------------------|
|       | NO        | TM      |                   |
| 2011  | 2         | HOU PIT | Posey,Buster      |
| 2011  | 3         | STL HOU | Heyward,Jason     |
| 2011  | 4         | SF SF   | Stanton,Giancarlo |
| 2011  | 5         | LA LA   | Colvin,Tyler      |
| 2011  | 6         | NYM CHI | Hudson,Daniel     |
| 2011  | 7         | ATL PIT | Walker,Neil       |
| 2011  | 8         | CHI CHI | Bumgarner,Madison |
| 2011  | 9         | CIN CIN | Castro,Starlin    |
| 2011  | 10        | WAS NYM | Alvarez,Pedro     |
| 2011  | 11        | SD SD   | Strasburg,Steven  |
| 2011  | 12        | PHI STL | Garcia,Jaime      |
| ----- |           |         |                   |
| 2012  | 1         | NYM NYM | Freeman,Freddie   |
| 2012  | 2         | PHI ATL | Garza,Matt        |
| 2012  | 3         | ATL ATL | Collmenter,Josh   |
| 2012  | 4         | CIN HOU | Beachy,Brandon    |
| 2012  | 5         | WAS ATL | Worley,Vance      |
| 2012  | 6         | SD SD   | Gordon,Dee        |
| 2012  | 7         | HOU STL | Luebke,Cory       |
| 2012  | 8         | PIT STL | Vogelsong,Ryan    |
| 2012  | 9         | LA LA   | Mayberry,John     |
| 2012  | 10        | CHI HOU | Goldschmidt,Paul  |
| 2012  | 11        | STL ATL | Barney,Darwin     |
| 2012  | 12        | SF SD   | Jackson,Edwin     |
| ----- |           |         |                   |
| 2013  | 1         | LA LA   | Harper,Bryce      |
| 2013  | 2         | NYM NYM | Gonzalez,Gio      |
| 2013  | 3         | HOU CIN | Medlen,Kris       |
| 2013  | 4         | CIN STL | Harvey,Matt       |
| 2013  | 5         | ATL PHI | Dominguez,Matt    |
| 2013  | 6         | SF SF   | Cosart,Zack       |
| 2013  | 7         | PHI HOU | Cahill,Trevor     |
| 2013  | 8         | PIT HOU | Simmons,Andrelton |
| 2013  | 9         | SD SD   | Belt,Brandon      |
| 2013  | 10        | STL SF  | Miley,Wade        |
| 2013  | 11        | WAS PHI | Ruggiano,Justin   |
| 2013  | 12        | CHI CHI | Harrell,Lucas     |
| ----- |           |         |                   |
| 2014  | 1         | ATL CHI | Puig,Yasiel       |
| 2014  | 2         | NYM STL | Fernandez,Jose    |
| 2014  | 3         | LA LA   | Greinke,Zack      |
| 2014  | 4         | WAS WAS | Segura,Jean       |
| 2014  | 5         | PIT PIT | Gomez,Carlos      |
| 2014  | 6         | MIL CIN | Cole,Gerrit       |
| 2014  | 7         | SD SD   | Choo,Shin-Soo     |
| 2014  | 8         | PHI MIL | Lucroy,Jonathan   |

| YEAR  | ORIG DRFT |         | PLAYER            |
|-------|-----------|---------|-------------------|
|       | NO        | TM      |                   |
| 2014  | 9         | CHI CHI | Miller,Shelby     |
| 2014  | 10        | SF CIN  | Teheran,Julio     |
| 2014  | 11        | STL STL | Ryu,Hyun-Jin      |
| 2014  | 12        | CIN PIT | Lagares,Juan      |
| ----- |           |         |                   |
| 2015  | 1         | PHI PHI | Harrison,Josh     |
| 2015  | 2         | MIL PIT | Peralta,Jhonny    |
| 2015  | 3         | PIT PIT | Fister,Doug       |
| 2015  | 4         | CHI CHI | DeGrom,Jacob      |
| 2015  | 5         | WAS PIT | Soler,Jorge       |
| 2015  | 6         | ATL STL | Hamilton,Billy    |
| 2015  | 7         | CIN PIT | Benoit,Joaquin    |
| 2015  | 8         | STL MIL | Polanco,Gregory   |
| 2015  | 9         | NYM NYM | Cosart,Jarred     |
| 2015  | 10        | SF PIT  | Familia,Jeurys    |
| 2015  | 11        | LA LA   | Giles,Ken         |
| 2015  | 12        | SD SD   | Rondon,Hector     |
| ----- |           |         |                   |
| 2016  | 1         | SF STL  | Bryant,Kris       |
| 2016  | 2         | STL STL | Seager,Corey      |
| 2016  | 3         | LA LA   | Franco,Maikel     |
| 2016  | 4         | ATL ATL | Syndergaard,Noah  |
| 2016  | 5         | NYM NYM | Lester,John       |
| 2016  | 6         | MIL MIL | Duffy,Matt        |
| 2016  | 7         | PIT WAS | Schwarber,Kyle    |
| 2016  | 8         | SD SD   | Russell,Addison   |
| 2016  | 9         | CHI CHI | Cespedes,Yoenis   |
| 2016  | 10        | CIN LA  | Nola,Aaron        |
| 2016  | 11        | PHI MIL | Herrera,Odubel    |
| 2016  | 12        | WAS WAS | Kang,Jung Ho      |
| ----- |           |         |                   |
| 2017  | 1         | PIT PIT | Trea Turner       |
| 2017  | 2         | LA LA   | Dansby Swanson    |
| 2017  | 3         | WAS CIN | Rich Hill         |
| 2017  | 4         | ATL ATL | Jonathan Villar   |
| 2017  | 5         | NYM NYM | Kenta Maeda       |
| 2017  | 6         | CHI CHI | Willson Contreras |
| 2017  | 7         | STL ATL | Julio Urias       |
| 2017  | 8         | CIN CIN | Seung Hwan Oh     |
| 2017  | 9         | SF SF   | Aledmys Diaz      |
| 2017  | 10        | PHI PIT | Jose Peraza       |
| 2017  | 11        | SD SD   | Alex Reyes        |
| ----- |           |         |                   |

**DVAL DRAFT - Best and Worst Picks by Round (Hitters ranked by Round (RC), Pitchers ranked by career Wins + .5\*SV)**

**HITTERS**

| BEST 1st round Picks |      | TEAM |      | RC | Year | No |
|----------------------|------|------|------|----|------|----|
| PLAYER               | TEAM | RC   | Year | No |      |    |
| Bonds, Barry         | LA   | 1566 | 1987 | 3  |      |    |
| Bagwell, Jeff        | ATL  | 1015 | 1992 | 5  |      |    |
| Jones, Chipper       | MON  | 992  | 1996 | 1  |      |    |
| Pujols, Albert       | HOU  | 990  | 2002 | 1  |      |    |
| Sheffield, Gary      | CIN  | 950  | 1993 | 1  |      |    |

| BEST 2nd round Picks |      | TEAM |      | RC | Year | No |
|----------------------|------|------|------|----|------|----|
| PLAYER               | TEAM | RC   | Year | No |      |    |
| Walker, Larry        | HOU  | 889  | 1991 | 20 |      |    |
| Larkin, Barry        | NYM  | 812  | 1987 | 11 |      |    |
| Sosa, Sammy          | PHI  | 808  | 1993 | 24 |      |    |
| Kent, Jeff           | SF   | 678  | 1993 | 22 |      |    |
| Voitto, Joey         | CIN  | 610  | 2008 | 15 |      |    |

| BEST 3rd round Picks |      | TEAM |      | RC | Year | No |
|----------------------|------|------|------|----|------|----|
| PLAYER               | TEAM | RC   | Year | No |      |    |
| Galarrraga, Andres   | PIT  | 815  | 1986 | 20 |      |    |
| Berkman, Lance       | NYM  | 684  | 2000 | 27 |      |    |
| Phillips, Brandon    | HOU  | 468  | 2007 | 27 |      |    |
| Grisson, Marquis     | LA   | 453  | 1990 | 26 |      |    |
| Polanco, Placido     | ATL  | 447  | 1999 | 36 |      |    |

| BEST 4th round Picks |      | TEAM |      | RC | Year | No |
|----------------------|------|------|------|----|------|----|
| PLAYER               | TEAM | RC   | Year | No |      |    |
| Abreu, Bobby         | CHI  | 895  | 1998 | 40 |      |    |
| O'Neill, Paul        | CIN  | 472  | 1988 | 35 |      |    |
| Utley, Chase         | SD   | 457  | 2004 | 41 |      |    |
| Howard, Ryan         | LA   | 440  | 2005 | 45 |      |    |
| Dykstra, Lenny       | NYM  | 436  | 1986 | 33 |      |    |

| WORST 1st round Picks (2014 and earlier) |      | TEAM |      | RC | Year | No |
|--|------|------|------|----|------|----|
| PLAYER                                   | TEAM | RC   | Year | No |      |    |
| Barfield, Josh                           | MON  | 14   | 2007 | 11 |      |    |
| Mayberry, John                           | LA   | 23   | 2012 | 9  |      |    |
| Stone, Jeff                              | CIN  | 29   | 1995 | 4  |      |    |
| Phillips, Jason                          | STL  | 33   | 2004 | 12 |      |    |
| Morris, Warren                           | LA   | 40   | 2001 | 10 |      |    |

| WORST 2nd round Picks (2014 and earlier) |      | TEAM |      | RC | Year | No |
|--|------|------|------|----|------|----|
| PLAYER                                   | TEAM | RC   | Year | No |      |    |
| Komminsk, Brad                           | STL  | 0    | 1995 | 15 |      |    |
| Arias, George                            | LA   | 0    | 1999 | 20 |      |    |
| LaRoche, Andy                            | NYM  | 5    | 2008 | 19 |      |    |
| DeWitt, Blake                            | SF   | 7    | 2009 | 22 |      |    |
| Browne, Jerry                            | SF   | 9    | 1995 | 18 |      |    |

| BEST 5th round Picks |      | TEAM |      | RC | Year | No |
|----------------------|------|------|------|----|------|----|
| PLAYER               | TEAM | RC   | Year | No |      |    |
| Biggio, Craig        | NYM  | 800  | 1989 | 37 |      |    |
| Young Sr, Eric       | HOU  | 544  | 1993 | 53 |      |    |
| Mondesi, Raul        | PHI  | 539  | 1994 | 58 |      |    |
| Bell, Jay            | NYM  | 495  | 1990 | 39 |      |    |
| Gant, Ron            | CIN  | 480  | 1988 | 43 |      |    |

| BEST 6th round Picks |      | TEAM |      | RC | Year | No |
|----------------------|------|------|------|----|------|----|
| PLAYER               | TEAM | RC   | Year | No |      |    |
| Ausmus, Brad         | MON  | 333  | 1994 | 71 |      |    |
| Kennedy, Adam        | NYM  | 308  | 2000 | 61 |      |    |
| Blauser, Jeff        | ATL  | 303  | 1998 | 47 |      |    |
| Johnson, Kelly       | MON  | 268  | 2006 | 66 |      |    |
| Lieberthal, Mike     | LA   | 257  | 1995 | 71 |      |    |

| BEST 7th round Picks |      | TEAM |      | RC | Year | No |
|----------------------|------|------|------|----|------|----|
| PLAYER               | TEAM | RC   | Year | No |      |    |
| Millar, Kevin        | STL  | 324  | 2000 | 80 |      |    |
| Vizcaino, Jose       | LA   | 242  | 1992 | 67 |      |    |
| Morandini, Mickey    | LA   | 224  | 1991 | 66 |      |    |
| Wilson, Jack         | HOU  | 208  | 2002 | 80 |      |    |
| Ruiz, Carlos         | LA   | 202  | 2007 | 79 |      |    |

| BEST 8th round Picks |      | TEAM |      | RC | Year | No |
|----------------------|------|------|------|----|------|----|
| PLAYER               | TEAM | RC   | Year | No |      |    |
| Bonilla, Bobby       | ATL  | 548  | 1987 | 70 |      |    |
| Hayes, Charlie       | PIT  | 198  | 1990 | 67 |      |    |
| Murray, Eddie        | STL  | 147  | 1990 | 64 |      |    |
| Craig, Allen         | CIN  | 119  | 2011 | 96 |      |    |
| Church, Ryan         | CHI  | 95   | 2005 | 95 |      |    |

| WORST 3rd round Picks (2014 and earlier) |      | TEAM |      | RC | Year | No |
|--|------|------|------|----|------|----|
| PLAYER                                   | TEAM | RC   | Year | No |      |    |
| Bergeron, Peter                          | NYM  | 0    | 2001 | 32 |      |    |
| Jefferson, Stan                          | LA   | 0    | 1988 | 26 |      |    |
| Balenfien, Vladimir                      | ATL  | 2    | 2010 | 31 |      |    |
| Larson, Brandon                          | PHI  | 2    | 2003 | 34 |      |    |
| Sledge, Termel                           | HOU  | 2    | 2005 | 35 |      |    |

| WORST 4th round Picks (2014 and earlier) |      | TEAM |      | RC | Year | No |
|--|------|------|------|----|------|----|
| PLAYER                                   | TEAM | RC   | Year | No |      |    |
| Rose, Pete                               | PHI  | 1    | 1986 | 27 |      |    |
| Aven, Bruce                              | LA   | 1    | 2000 | 41 |      |    |
| Diaz, Victor                             | PIT  | 3    | 2006 | 38 |      |    |
| Truby, Chris                             | STL  | 4    | 2001 | 48 |      |    |
| Oliva, Jose                              | PHI  | 4    | 1995 | 43 |      |    |

**PITCHERS**

| BEST 1st round Picks |      | TEAM |      | Pts | Year | No |
|----------------------|------|------|------|-----|------|----|
| PLAYER               | TEAM | Pts  | Year | No  |      |    |
| Martinez, Pedro      | STL  | 142  | 1994 | 5   |      |    |
| Hershiser, Orel      | PIT  | 120  | 1985 | 5   |      |    |
| Gooden, Dwight       | PIT  | 89   | 1985 | 1   |      |    |
| Peavy, Jake          | CHI  | 88   | 2003 | 11  |      |    |
| Johnson, Randy       | HOU  | 87   | 1999 | 2   |      |    |
| Hernandez, Livan     | LA   | 87   | 1995 | 11  |      |    |

| BEST 2nd round Picks |      | TEAM |      | Pts | Year | No |
|----------------------|------|------|------|-----|------|----|
| PLAYER               | TEAM | Pts  | Year | No  |      |    |
| Wagner, Billy        | HOU  | 119  | 1997 | 18  |      |    |
| Hampton, Mike        | LA   | 80   | 1995 | 11  |      |    |
| Wetteland, John      | SF   | 78   | 1990 | 11  |      |    |
| Drabek, Doug         | CIN  | 72   | 1988 | 10  |      |    |
| Zambrano, Carlos     | MON  | 67   | 2003 | 17  |      |    |

| BEST 3rd round Picks |      | TEAM |      | Pts | Year | No |
|----------------------|------|------|------|-----|------|----|
| PLAYER               | TEAM | Pts  | Year | No  |      |    |
| Hoffman, Trevor      | ATL  | 115  | 1994 | 29  |      |    |
| Vazquez, Javier      | CHI  | 99   | 1999 | 25  |      |    |
| Franco, John         | SF   | 97   | 1985 | 21  |      |    |
| Haren, Dan           | CIN  | 88   | 2004 | 25  |      |    |
| Millwood, Kevin      | LA   | 64   | 1998 | 35  |      |    |

| BEST 4th round Picks |      | TEAM |      | Pts | Year | No |
|----------------------|------|------|------|-----|------|----|
| PLAYER               | TEAM | Pts  | Year | No  |      |    |
| Smoltz, John         | LA   | 138  | 1989 | 29  |      |    |
| Schilling, Curt      | PHI  | 116  | 1992 | 33  |      |    |
| Loaiza, Esteban      | STL  | 61   | 1996 | 37  |      |    |
| Kimbrel, Craig       | CHI  | 57   | 2011 | 37  |      |    |
| Jones, Bobby         | STL  | 55   | 1994 | 47  |      |    |

| WORST 1st round Picks (2014 and earlier) |      | TEAM |      | Pts | Year | No |
|--|------|------|------|-----|------|----|
| PLAYER                                   | TEAM | Pts  | Year | No  |      |    |
| Pulisipher, Bill                         | LA   | 0    | 1996 | 7   |      |    |
| Nied, David                              | ATL  | 0.5  | 1993 | 11  |      |    |
| Smith, Bud                               | CIN  | 1    | 2002 | 8   |      |    |
| Jacombe, Jason                           | CHI  | 1    | 1995 | 9   |      |    |
| Duckworth, Brandon                       | ATL  | 3    | 2002 | 9   |      |    |

| WORST 2nd round Picks (2014 and earlier) |      | TEAM |      | Pts | Year | No |
|--|------|------|------|-----|------|----|
| PLAYER                                   | TEAM | Pts  | Year | No  |      |    |
| Rogers, Kevin                            | LA   | 0    | 1994 | 20  |      |    |
| Melendez, Jose                           | NYM  | 0    | 1992 | 19  |      |    |
| Foppert, Jesse                           | SF   | 0    | 2004 | 23  |      |    |
| 4 players                                |      | 1    |      |     |      |    |

| BEST 5th round Picks |      | TEAM |      | Pts | Year | No |
|----------------------|------|------|------|-----|------|----|
| PLAYER               | TEAM | Pts  | Year | No  |      |    |
| Glavine, Tom         | PIT  | 156  | 1988 | 42  |      |    |
| Portugal, Mark       | SF   | 59   | 1999 | 59  |      |    |
| Trachsel, Steve      | CIN  | 57   | 1994 | 50  |      |    |
| Nolasco, Ricky       | STL  | 57   | 2007 | 55  |      |    |
| Neagle, Denny        | CIN  | 56   | 1993 | 56  |      |    |

| BEST 6th round Picks |      | TEAM |      | Pts | Year | No |
|----------------------|------|------|------|-----|------|----|
| PLAYER               | TEAM | Pts  | Year | No  |      |    |
| Maddux, Greg         | NYM  | 196  | 1988 | 52  |      |    |
| Cone, David          | CIN  | 109  | 1988 | 51  |      |    |
| Lohse, Kyle          | MON  | 43   | 2007 | 70  |      |    |
| Oliver, Darren       | SF   | 42   | 1999 | 68  |      |    |
| Happ, J.A.           | NYM  | 41   | 2009 | 67  |      |    |

| BEST 7th round Picks |      | TEAM |      | Pts | Year | No |
|----------------------|------|------|------|-----|------|----|
| PLAYER               | TEAM | Pts  | Year | No  |      |    |
| Quantrell, Paul      | SF   | 59   | 1995 | 78  |      |    |
| Sanderson, Scott     | PHI  | 41   | 1990 | 57  |      |    |
| Walk, Bob            | ATL  | 35   | 1986 | 55  |      |    |
| Brantley, Jeff       | ATL  | 33   | 1990 | 56  |      |    |
| Perez, Odalis        | PHI  | 32   | 2000 | 84  |      |    |

| BEST 8th round Picks |      | TEAM |      | Pts | Year | No |
|----------------------|------|------|------|-----|------|----|
| PLAYER               | TEAM | Pts  | Year | No  |      |    |
| Burba, Dave          | SF   | 27   | 1994 | 85  |      |    |
| Leary, Tim           | ATL  | 21   | 1988 | 71  |      |    |
| Smith, Joe           | PHI  | 20.5 | 2008 | 90  |      |    |
| Rauch, Jon           | CHI  | 18   | 2006 | 85  |      |    |
| Hammaker, Allee      | PHI  | 16   | 1991 | 79  |      |    |

| WORST 3rd round Picks (2014 and earlier) |      | TEAM |      | Pts | Year | No |
|--|------|------|------|-----|------|----|
| PLAYER                                   | TEAM | Pts  | Year | No  |      |    |
| Powell, Dennis                           | SF   | 0    | 1986 | 18  |      |    |
| Loewer, Carlton                          | ATL  | 0    | 1999 | 34  |      |    |
| Gomes, Wayne                             | NYM  | 0    | 1999 | 27  |      |    |
| Gonzalez, Dicky                          | PIT  | 0    | 2002 | 27  |      |    |
| Howard, Ben                              | CIN  | 0    | 2004 | 29  |      |    |
| Hill, Shawn                              | WAS  | 0    | 2008 | 25  |      |    |

**DVAL HITTER REGISTRY**

**ADAMS,MATT**

| YR   | TM | AVG  | GM  | AB  | R  | H   | RBI | DB | TR | HR | BB | SO  | SB | DP | GS  | TB  | SLG  | OBA  | Tot Avg | RC   |
|------|----|------|-----|-----|----|-----|-----|----|----|----|----|-----|----|----|-----|-----|------|------|---------|------|
| 2013 | SD | .000 | 0   | 0   | 0  | 0   | 0   | 0  | 0  | 0  | 0  | 0   | 0  | 0  | 0   | 0   | .000 | .000 | .000    | 0.0  |
| 2014 | SD | .081 | 68  | 62  | 4  | 5   | 4   | 1  | 0  | 1  | 7  | 20  | 0  | 0  | 10  | 9   | .145 | .174 | .281    | 1.6  |
| 2015 | LA | .216 | 87  | 320 | 24 | 69  | 39  | 23 | 2  | 7  | 13 | 84  | 0  | 3  | 79  | 117 | .366 | .246 | .512    | 28.8 |
| 2016 | LA | .138 | 47  | 29  | 4  | 4   | 4   | 1  | 0  | 1  | 1  | 13  | 0  | 0  | 3   | 8   | .276 | .167 | .360    | 1.3  |
| 2017 | LA | .236 | 66  | 174 | 24 | 41  | 18  | 12 | 0  | 10 | 19 | 46  | 0  | 2  | 45  | 83  | .477 | .311 | .756    | 25.8 |
|      |    | .203 | 268 | 585 | 56 | 119 | 65  | 37 | 2  | 19 | 40 | 163 | 0  | 5  | 137 | 217 | .371 | .254 | .546    | 55.2 |

**AHMED,NICK**

| YR   | TM  | AVG  | GM | AB  | R  | H  | RBI | DB | TR | HR | BB | SO | SB | DP | GS | TB | SLG  | OBA  | Tot Avg | RC   |
|------|-----|------|----|-----|----|----|-----|----|----|----|----|----|----|----|----|----|------|------|---------|------|
| 2016 | CIN | .175 | 80 | 212 | 26 | 37 | 28  | 6  | 5  | 5  | 21 | 54 | 1  | 3  | 62 | 68 | .321 | .249 | .506    | 17.1 |
| 2017 | CIN | .000 | 2  | 4   | 0  | 0  | 0   | 0  | 0  | 0  | 0  | 2  | 0  | 0  | 1  | 0  | .000 | .000 | .000    | 0.0  |
|      |     | .171 | 82 | 216 | 26 | 37 | 28  | 6  | 5  | 5  | 21 | 56 | 1  | 3  | 63 | 68 | .315 | .245 | .495    | 16.8 |

**ALMORA,ALBERT**

| YR   | TM | AVG  | GM | AB | R  | H  | RBI | DB | TR | HR | BB | SO | SB | DP | GS | TB | SLG  | OBA  | Tot Avg | RC   |
|------|----|------|----|----|----|----|-----|----|----|----|----|----|----|----|----|----|------|------|---------|------|
| 2017 | LA | .244 | 45 | 86 | 15 | 21 | 18  | 6  | 0  | 4  | 5  | 18 | 0  | 2  | 16 | 39 | .453 | .286 | .657    | 11.1 |
|      |    | .244 | 45 | 86 | 15 | 21 | 18  | 6  | 0  | 4  | 5  | 18 | 0  | 2  | 16 | 39 | .453 | .286 | .657    | 11.1 |

**ALONSO,YONDER**

| YR   | TM  | AVG  | GM  | AB  | R  | H  | RBI | DB | TR | HR | BB | SO | SB | DP | GS | TB  | SLG  | OBA  | Tot Avg | RC   |
|------|-----|------|-----|-----|----|----|-----|----|----|----|----|----|----|----|----|-----|------|------|---------|------|
| 2012 | SD  | .275 | 59  | 91  | 13 | 25 | 27  | 2  | 1  | 5  | 11 | 15 | 0  | 6  | 14 | 44  | .484 | .353 | .764    | 15.5 |
| 2013 | SD  | .000 | 0   | 0   | 0  | 0  | 0   | 0  | 0  | 0  | 0  | 0  | 0  | 0  | 0  | 0   | .000 | .000 | .000    | 0.0  |
| 2014 | SD  | .316 | 7   | 19  | 2  | 6  | 0   | 0  | 0  | 0  | 1  | 3  | 0  | 0  | 7  | 6   | .316 | .350 | .538    | 2.1  |
| 2015 | SD  | .213 | 41  | 136 | 12 | 29 | 17  | 10 | 2  | 5  | 6  | 24 | 2  | 0  | 38 | 58  | .426 | .246 | .617    | 14.6 |
| 2016 | SD  | .000 | 0   | 0   | 0  | 0  | 0   | 0  | 0  | 0  | 0  | 0  | 0  | 0  | 0  | 0   | .000 | .000 | .000    | 0.0  |
| 2017 | ATL | .000 | 4   | 3   | 0  | 0  | 1   | 0  | 0  | 0  | 0  | 0  | 0  | 0  | 0  | 0   | .000 | .000 | .000    | 0.0  |
|      |     | .241 | 111 | 249 | 27 | 60 | 45  | 12 | 3  | 10 | 18 | 42 | 2  | 6  | 59 | 108 | .434 | .292 | .656    | 31.9 |

**ALTERR,AARON**

| YR   | TM  | AVG  | GM | AB  | R  | H  | RBI | DB | TR | HR | BB | SO | SB | DP | GS | TB | SLG  | OBA  | Tot Avg | RC   |
|------|-----|------|----|-----|----|----|-----|----|----|----|----|----|----|----|----|----|------|------|---------|------|
| 2016 | CIN | .161 | 68 | 118 | 10 | 19 | 9   | 8  | 1  | 1  | 15 | 37 | 8  | 0  | 23 | 32 | .271 | .256 | .556    | 9.3  |
| 2017 | MIL | .182 | 10 | 22  | 3  | 4  | 1   | 1  | 0  | 0  | 1  | 11 | 0  | 0  | 6  | 5  | .227 | .217 | .333    | 1.1  |
|      |     | .164 | 78 | 140 | 13 | 23 | 10  | 9  | 1  | 1  | 16 | 48 | 8  | 0  | 29 | 37 | .264 | .250 | .521    | 10.4 |

**ALTUVE,JOSE**

| YR   | TM  | AVG  | GM  | AB   | R   | H   | RBI | DB  | TR | HR | BB  | SO  | SB  | DP | GS  | TB  | SLG  | OBA  | Tot Avg | RC    |
|------|-----|------|-----|------|-----|-----|-----|-----|----|----|-----|-----|-----|----|-----|-----|------|------|---------|-------|
| 2012 | NYM | .226 | 50  | 146  | 19  | 33  | 6   | 8   | 0  | 0  | 11  | 29  | 5   | 1  | 33  | 41  | .281 | .280 | .500    | 12.3  |
| 2013 | NYM | .237 | 89  | 372  | 46  | 88  | 30  | 16  | 4  | 7  | 24  | 71  | 18  | 3  | 89  | 133 | .358 | .283 | .610    | 40.4  |
| 2014 | NYM | .244 | 94  | 409  | 46  | 100 | 24  | 23  | 0  | 5  | 18  | 58  | 18  | 11 | 94  | 138 | .337 | .276 | .544    | 40.9  |
| 2015 | NYM | .366 | 94  | 396  | 66  | 145 | 38  | 31  | 2  | 3  | 19  | 45  | 39  | 9  | 94  | 189 | .477 | .395 | .950    | 83.2  |
| 2016 | NYM | .253 | 94  | 400  | 52  | 101 | 50  | 34  | 8  | 9  | 12  | 34  | 12  | 3  | 94  | 178 | .445 | .274 | .669    | 50.6  |
| 2017 | NYM | .309 | 94  | 382  | 69  | 118 | 53  | 20  | 1  | 16 | 30  | 39  | 21  | 4  | 94  | 188 | .492 | .359 | .892    | 71.7  |
|      |     | .278 | 515 | 2105 | 298 | 585 | 201 | 132 | 15 | 40 | 114 | 276 | 113 | 31 | 498 | 867 | .412 | .315 | .705    | 292.7 |

**ALVAREZ,PEDRO**

| YR   | TM  | AVG  | GM  | AB   | R   | H   | RBI | DB | TR | HR | BB | SO  | SB | DP | GS  | TB  | SLG  | OBA  | Tot Avg | RC    |
|------|-----|------|-----|------|-----|-----|-----|----|----|----|----|-----|----|----|-----|-----|------|------|---------|-------|
| 2011 | NYM | .193 | 67  | 212  | 19  | 41  | 23  | 12 | 2  | 6  | 12 | 63  | 0  | 1  | 54  | 75  | .354 | .237 | .506    | 17.7  |
| 2012 | NYM | .000 | 0   | 0    | 0   | 0   | 0   | 0  | 0  | 0  | 0  | 0   | 0  | 0  | 0   | 0   | .000 | .000 | .000    | 0.0   |
| 2013 | NYM | .214 | 90  | 309  | 43  | 66  | 38  | 20 | 0  | 21 | 35 | 95  | 1  | 8  | 87  | 149 | .482 | .294 | .737    | 43.9  |
| 2014 | NYM | .227 | 95  | 317  | 46  | 72  | 57  | 15 | 2  | 25 | 31 | 106 | 0  | 6  | 88  | 166 | .524 | .296 | .785    | 49.1  |
| 2015 | NYM | .153 | 56  | 170  | 16  | 26  | 13  | 8  | 0  | 6  | 11 | 49  | 1  | 8  | 49  | 52  | .306 | .204 | .421    | 10.7  |
| 2016 | NYM | .303 | 28  | 33   | 4   | 10  | 9   | 3  | 0  | 4  | 1  | 11  | 0  | 0  | 5   | 25  | .758 | .324 | 1.130   | 8.1   |
| 2017 | NYM | .204 | 54  | 54   | 8   | 11  | 9   | 2  | 0  | 4  | 3  | 19  | 0  | 1  | 2   | 25  | .463 | .246 | .636    | 6.1   |
|      |     | .206 | 390 | 1095 | 136 | 226 | 149 | 60 | 4  | 66 | 93 | 343 | 2  | 24 | 285 | 492 | .449 | .269 | .657    | 132.4 |

**DVAL HITTER REGISTRY**

**AOKI,NORICHIKA**

| YR   | TM  | AVG  | GM  | AB   | R   | H   | RBI | DB | TR | HR | BB  | SO  | SB | DP | GS  | TB  | SLG  | OBA  | Tot Avg | RC    |
|------|-----|------|-----|------|-----|-----|-----|----|----|----|-----|-----|----|----|-----|-----|------|------|---------|-------|
| 2014 | CHI | .239 | 94  | 376  | 57  | 90  | 16  | 16 | 3  | 2  | 50  | 39  | 12 | 5  | 94  | 118 | .314 | .329 | .619    | 40.9  |
| 2015 | CHI | .232 | 88  | 315  | 44  | 73  | 16  | 9  | 4  | 1  | 38  | 49  | 11 | 4  | 77  | 93  | .295 | .314 | .577    | 31.1  |
| 2016 | CHI | .250 | 83  | 252  | 32  | 63  | 13  | 13 | 2  | 2  | 23  | 32  | 14 | 1  | 55  | 86  | .341 | .313 | .647    | 29.3  |
| 2017 | CHI | .252 | 68  | 123  | 17  | 31  | 19  | 11 | 0  | 2  | 17  | 13  | 3  | 3  | 27  | 48  | .390 | .343 | .716    | 17.0  |
|      |     | .241 | 333 | 1066 | 150 | 257 | 64  | 49 | 9  | 7  | 128 | 133 | 40 | 13 | 253 | 345 | .324 | .322 | .624    | 118.3 |

**ARCIA,ORLANDO**

| YR   | TM  | AVG  | GM | AB | R  | H  | RBI | DB | TR | HR | BB | SO | SB | DP | GS | TB | SLG  | OBA  | Tot Avg | RC   |
|------|-----|------|----|----|----|----|-----|----|----|----|----|----|----|----|----|----|------|------|---------|------|
| 2017 | CIN | .265 | 30 | 83 | 12 | 22 | 8   | 4  | 2  | 1  | 10 | 27 | 4  | 1  | 30 | 33 | .398 | .344 | .758    | 12.1 |
|      |     | .265 | 30 | 83 | 12 | 22 | 8   | 4  | 2  | 1  | 10 | 27 | 4  | 1  | 30 | 33 | .398 | .344 | .758    | 12.1 |

**BAEZ,JAVIER**

| YR   | TM  | AVG  | GM  | AB  | R  | H  | RBI | DB | TR | HR | BB | SO | SB | DP | GS | TB | SLG  | OBA  | Tot Avg | RC   |
|------|-----|------|-----|-----|----|----|-----|----|----|----|----|----|----|----|----|----|------|------|---------|------|
| 2015 | CIN | .000 | 2   | 2   | 0  | 0  | 0   | 0  | 0  | 0  | 0  | 2  | 0  | 0  | 0  | 0  | .000 | .000 | .000    | 0.0  |
| 2016 | CIN | .183 | 31  | 60  | 1  | 11 | 9   | 4  | 1  | 0  | 0  | 16 | 0  | 0  | 10 | 17 | .283 | .183 | .347    | 3.1  |
| 2017 | CIN | .227 | 91  | 242 | 28 | 55 | 22  | 6  | 0  | 7  | 10 | 66 | 7  | 3  | 62 | 82 | .339 | .258 | .521    | 22.1 |
|      |     | .217 | 124 | 304 | 29 | 66 | 31  | 10 | 1  | 7  | 10 | 84 | 7  | 3  | 72 | 99 | .326 | .242 | .481    | 24.9 |

**BARNHART,TUCKER**

| YR   | TM  | AVG  | GM | AB  | R  | H  | RBI | DB | TR | HR | BB | SO | SB | DP | GS | TB  | SLG  | OBA  | Tot Avg | RC   |
|------|-----|------|----|-----|----|----|-----|----|----|----|----|----|----|----|----|-----|------|------|---------|------|
| 2016 | CHI | .185 | 41 | 130 | 10 | 24 | 9   | 0  | 0  | 0  | 12 | 31 | 0  | 3  | 38 | 24  | .185 | .254 | .330    | 6.1  |
| 2017 | CHI | .274 | 56 | 190 | 29 | 52 | 26  | 13 | 0  | 6  | 15 | 41 | 1  | 4  | 54 | 83  | .437 | .327 | .697    | 27.3 |
|      |     | .238 | 97 | 320 | 39 | 76 | 35  | 13 | 0  | 6  | 27 | 72 | 1  | 7  | 92 | 107 | .334 | .297 | .538    | 31.9 |

**BECKHAM,GORDON**

| YR   | TM  | AVG  | GM | AB | R | H | RBI | DB | TR | HR | BB | SO | SB | DP | GS | TB | SLG  | OBA  | Tot Avg | RC  |
|------|-----|------|----|----|---|---|-----|----|----|----|----|----|----|----|----|----|------|------|---------|-----|
| 2017 | PIT | .178 | 16 | 45 | 4 | 8 | 4   | 2  | 0  | 1  | 5  | 12 | 0  | 2  | 13 | 13 | .289 | .260 | .462    | 3.4 |
|      |     | .178 | 16 | 45 | 4 | 8 | 4   | 2  | 0  | 1  | 5  | 12 | 0  | 2  | 13 | 13 | .289 | .260 | .462    | 3.4 |

**BELL,JOSH**

| YR   | TM  | AVG  | GM | AB  | R  | H  | RBI | DB | TR | HR | BB | SO | SB | DP | GS | TB | SLG  | OBA  | Tot Avg | RC   |
|------|-----|------|----|-----|----|----|-----|----|----|----|----|----|----|----|----|----|------|------|---------|------|
| 2017 | PHI | .264 | 59 | 106 | 14 | 28 | 12  | 9  | 0  | 3  | 14 | 14 | 1  | 3  | 21 | 46 | .434 | .350 | .753    | 16.3 |
|      |     | .264 | 59 | 106 | 14 | 28 | 12  | 9  | 0  | 3  | 14 | 14 | 1  | 3  | 21 | 46 | .434 | .350 | .753    | 16.3 |

**BELT,BRANDON**

| YR   | TM | AVG  | GM  | AB   | R   | H   | RBI | DB | TR | HR | BB  | SO  | SB | DP | GS  | TB  | SLG  | OBA  | Tot Avg | RC    |
|------|----|------|-----|------|-----|-----|-----|----|----|----|-----|-----|----|----|-----|-----|------|------|---------|-------|
| 2013 | SD | .237 | 80  | 211  | 32  | 50  | 16  | 9  | 4  | 2  | 27  | 64  | 4  | 1  | 54  | 73  | .346 | .324 | .642    | 24.3  |
| 2014 | SD | .286 | 93  | 350  | 56  | 100 | 45  | 24 | 1  | 13 | 29  | 77  | 3  | 9  | 87  | 165 | .471 | .340 | .761    | 56.7  |
| 2015 | SD | .176 | 68  | 142  | 20  | 25  | 18  | 6  | 0  | 6  | 20  | 42  | 0  | 3  | 33  | 49  | .345 | .278 | .575    | 13.6  |
| 2016 | SD | .240 | 89  | 308  | 35  | 74  | 33  | 18 | 3  | 7  | 37  | 91  | 3  | 4  | 78  | 119 | .386 | .322 | .668    | 38.8  |
| 2017 | SD | .246 | 92  | 345  | 63  | 85  | 48  | 25 | 7  | 14 | 70  | 108 | 0  | 1  | 92  | 166 | .481 | .373 | .904    | 62.0  |
|      |    | .246 | 422 | 1356 | 206 | 334 | 160 | 82 | 15 | 42 | 183 | 382 | 10 | 18 | 344 | 572 | .422 | .336 | .736    | 194.0 |

**BELTRAN,CARLOS**

| YR   | TM  | AVG  | GM | AB  | R  | H   | RBI | DB | TR | HR | BB | SO | SB | DP | GS | TB  | SLG  | OBA  | Tot Avg | RC   |
|------|-----|------|----|-----|----|-----|-----|----|----|----|----|----|----|----|----|-----|------|------|---------|------|
| 2005 | CHI | .253 | 94 | 384 | 62 | 97  | 58  | 30 | 5  | 19 | 36 | 63 | 16 | 3  | 94 | 194 | .505 | .317 | .848    | 64.2 |
| 2006 | CHI | .223 | 93 | 359 | 38 | 80  | 42  | 26 | 0  | 9  | 24 | 71 | 12 | 5  | 93 | 133 | .370 | .272 | .595    | 37.9 |
| 2007 | CHI | .243 | 91 | 329 | 71 | 80  | 72  | 19 | 2  | 28 | 46 | 91 | 12 | 5  | 85 | 187 | .568 | .336 | .965    | 65.0 |
| 2008 | CHI | .210 | 89 | 338 | 48 | 71  | 71  | 19 | 3  | 16 | 43 | 79 | 14 | 7  | 88 | 144 | .426 | .299 | .734    | 45.4 |
| 2009 | CHI | .276 | 94 | 366 | 74 | 101 | 78  | 27 | 5  | 15 | 46 | 73 | 19 | 5  | 94 | 183 | .500 | .357 | .919    | 69.0 |
| 2010 | ATL | .285 | 78 | 228 | 38 | 65  | 29  | 12 | 1  | 5  | 22 | 31 | 13 | 6  | 50 | 94  | .412 | .348 | .763    | 35.2 |
| 2011 | ATL | .253 | 69 | 170 | 17 | 43  | 18  | 7  | 1  | 5  | 15 | 32 | 4  | 3  | 35 | 67  | .394 | .314 | .662    | 21.7 |
| 2012 | ATL | .269 | 88 | 334 | 54 | 90  | 43  | 23 | 2  | 9  | 28 | 57 | 3  | 9  | 84 | 144 | .431 | .326 | .692    | 47.5 |
| 2013 | WAS | .216 | 92 | 315 | 42 | 68  | 34  | 21 | 3  | 9  | 33 | 77 | 9  | 3  | 88 | 122 | .387 | .290 | .656    | 36.8 |
| 2014 | WAS | .274 | 94 | 343 | 37 | 94  | 54  | 25 | 0  | 13 | 15 | 45 | 0  | 7  | 84 | 158 | .461 | .304 | .676    | 48.1 |
| 2015 | WAS | .261 | 12 | 23  | 2  | 6   | 2   | 1  | 0  | 1  | 2  | 6  | 0  | 0  | 6  | 10  | .435 | .320 | .706    | 3.2  |



**DVAL HITTER REGISTRY**

|      |     |      |      |      |     |     |     |     |    |     |     |     |     |    |     |      |      |      |      |       |
|------|-----|------|------|------|-----|-----|-----|-----|----|-----|-----|-----|-----|----|-----|------|------|------|------|-------|
| 2016 | WAS | .208 | 92   | 289  | 24  | 60  | 36  | 19  | 0  | 9   | 28  | 60  | 1   | 2  | 76  | 106  | .367 | .278 | .584 | 29.6  |
| 2017 | CHI | .318 | 91   | 359  | 52  | 114 | 67  | 28  | 0  | 19  | 18  | 67  | 0   | 12 | 88  | 199  | .554 | .350 | .844 | 69.7  |
|      |     | .253 | 1077 | 3837 | 559 | 969 | 604 | 257 | 22 | 157 | 356 | 752 | 103 | 67 | 965 | 1741 | .454 | .316 | .750 | 568.1 |

**BELTRE,ADRIAN**

| YR   | TM  | AVG  | GM   | AB   | R   | H    | RBI | DB  | TR | HR  | BB  | SO  | SB | DP  | GS   | TB   | SLG  | OBA  | Tot Avg | RC    |
|------|-----|------|------|------|-----|------|-----|-----|----|-----|-----|-----|----|-----|------|------|------|------|---------|-------|
| 1999 | CHI | .243 | 44   | 115  | 18  | 28   | 20  | 6   | 0  | 5   | 4   | 28  | 2  | 2   | 30   | 49   | .426 | .269 | .618    | 13.5  |
| 2000 | CHI | .257 | 87   | 343  | 54  | 88   | 57  | 18  | 2  | 10  | 29  | 65  | 17 | 7   | 86   | 140  | .408 | .315 | .710    | 47.0  |
| 2001 | SD  | .247 | 73   | 259  | 39  | 64   | 47  | 10  | 0  | 12  | 22  | 39  | 4  | 9   | 67   | 110  | .425 | .306 | .667    | 34.3  |
| 2002 | SD  | .263 | 69   | 133  | 19  | 35   | 13  | 3   | 3  | 3   | 6   | 27  | 5  | 2   | 25   | 53   | .398 | .295 | .640    | 16.4  |
| 2003 | SD  | .252 | 66   | 202  | 21  | 51   | 24  | 13  | 1  | 8   | 13  | 22  | 1  | 7   | 54   | 90   | .446 | .298 | .658    | 27.0  |
| 2004 | SD  | .000 | 0    | 0    | 0   | 0    | 0   | 0   | 0  | 0   | 0   | 0   | 0  | 0   | 0    | 0    | .000 | .000 | .000    | 0.0   |
| 2005 | SD  | .334 | 91   | 362  | 74  | 121  | 105 | 27  | 0  | 33  | 30  | 58  | 8  | 8   | 90   | 247  | .682 | .385 | 1.145   | 96.8  |
| 2006 | SD  | .235 | 71   | 179  | 21  | 42   | 31  | 12  | 2  | 8   | 4   | 38  | 0  | 3   | 43   | 82   | .458 | .251 | .614    | 20.6  |
| 2007 | SD  | .245 | 77   | 245  | 32  | 60   | 27  | 19  | 0  | 5   | 16  | 49  | 3  | 7   | 64   | 94   | .384 | .291 | .589    | 27.9  |
| 2008 | SD  | .215 | 90   | 340  | 36  | 73   | 39  | 19  | 0  | 10  | 17  | 71  | 5  | 10  | 88   | 122  | .359 | .252 | .520    | 31.4  |
| 2009 | SD  | .223 | 86   | 287  | 41  | 64   | 41  | 10  | 2  | 13  | 24  | 56  | 8  | 2   | 76   | 117  | .408 | .283 | .662    | 34.4  |
| 2010 | SD  | .250 | 16   | 20   | 3   | 5    | 1   | 1   | 0  | 0   | 2   | 4   | 1  | 0   | 5    | 6    | .300 | .318 | .600    | 2.1   |
| 2011 | SD  | .308 | 89   | 357  | 53  | 110  | 68  | 44  | 1  | 18  | 14  | 53  | 1  | 15  | 88   | 210  | .588 | .334 | .859    | 70.4  |
| 2012 | SD  | .281 | 86   | 302  | 43  | 85   | 59  | 24  | 0  | 18  | 13  | 50  | 2  | 11  | 74   | 163  | .540 | .311 | .781    | 51.1  |
| 2013 | SD  | .242 | 96   | 372  | 60  | 90   | 61  | 21  | 0  | 24  | 26  | 58  | 1  | 6   | 92   | 183  | .492 | .291 | .729    | 53.5  |
| 2014 | SD  | .285 | 94   | 389  | 69  | 111  | 95  | 18  | 2  | 30  | 23  | 58  | 2  | 9   | 94   | 223  | .573 | .325 | .864    | 72.9  |
| 2015 | SD  | .244 | 93   | 352  | 44  | 86   | 52  | 20  | 0  | 8   | 30  | 49  | 0  | 2   | 86   | 130  | .369 | .304 | .597    | 39.5  |
| 2016 | SD  | .222 | 91   | 342  | 38  | 76   | 49  | 18  | 0  | 6   | 20  | 45  | 1  | 13  | 86   | 112  | .327 | .265 | .477    | 29.8  |
| 2017 | SD  | .254 | 92   | 358  | 58  | 91   | 52  | 16  | 1  | 21  | 34  | 66  | 3  | 8   | 90   | 172  | .480 | .319 | .760    | 55.4  |
|      |     | .258 | 1411 | 4957 | 723 | 1280 | 841 | 299 | 14 | 232 | 327 | 836 | 64 | 121 | 1238 | 2303 | .465 | .304 | .709    | 711.1 |

**BETHANCOURT,CHRISTIAN**

| YR   | TM  | AVG  | GM | AB  | R  | H  | RBI | DB | TR | HR | BB | SO | SB | DP | GS | TB | SLG  | OBA  | Tot Avg | RC   |
|------|-----|------|----|-----|----|----|-----|----|----|----|----|----|----|----|----|----|------|------|---------|------|
| 2015 | STL | .344 | 14 | 32  | 1  | 11 | 4   | 3  | 0  | 0  | 0  | 5  | 0  | 1  | 8  | 14 | .438 | .344 | .636    | 4.8  |
| 2016 | STL | .000 | 4  | 4   | 0  | 0  | 0   | 0  | 0  | 0  | 0  | 2  | 0  | 0  | 1  | 0  | .000 | .000 | .000    | 0.0  |
| 2017 | STL | .235 | 42 | 102 | 18 | 24 | 19  | 4  | 0  | 9  | 11 | 32 | 1  | 3  | 27 | 55 | .539 | .310 | .827    | 17.2 |
|      |     | .254 | 60 | 138 | 19 | 35 | 23  | 7  | 0  | 9  | 11 | 39 | 1  | 4  | 36 | 69 | .500 | .309 | .757    | 21.5 |

**BOUR,JUSTIN**

| YR   | TM  | AVG  | GM  | AB  | R  | H  | RBI | DB | TR | HR | BB | SO | SB | DP | GS | TB | SLG  | OBA  | Tot Avg | RC   |
|------|-----|------|-----|-----|----|----|-----|----|----|----|----|----|----|----|----|----|------|------|---------|------|
| 2016 | MIL | .231 | 41  | 52  | 7  | 12 | 12  | 1  | 0  | 4  | 4  | 18 | 0  | 3  | 5  | 25 | .481 | .286 | .674    | 7.1  |
| 2017 | MIL | .209 | 77  | 129 | 15 | 27 | 22  | 3  | 2  | 6  | 17 | 24 | 0  | 2  | 26 | 52 | .403 | .301 | .663    | 15.7 |
|      |     | .215 | 118 | 181 | 22 | 39 | 34  | 4  | 2  | 10 | 21 | 42 | 0  | 5  | 31 | 77 | .425 | .297 | .667    | 22.9 |

**BRAUN,RYAN**

| YR   | TM  | AVG  | GM  | AB   | R   | H   | RBI | DB | TR | HR | BB | SO  | SB | DP | GS  | TB  | SLG  | OBA  | Tot Avg | RC    |
|------|-----|------|-----|------|-----|-----|-----|----|----|----|----|-----|----|----|-----|-----|------|------|---------|-------|
| 2014 | NYM | .236 | 72  | 144  | 17  | 34  | 20  | 7  | 4  | 7  | 13 | 32  | 0  | 6  | 28  | 70  | .486 | .299 | .716    | 21.0  |
| 2015 | NYM | .249 | 89  | 334  | 40  | 83  | 64  | 23 | 4  | 15 | 14 | 74  | 9  | 12 | 82  | 159 | .476 | .279 | .692    | 45.7  |
| 2016 | CIN | .270 | 91  | 319  | 56  | 86  | 67  | 17 | 2  | 15 | 28 | 71  | 18 | 5  | 80  | 152 | .476 | .329 | .832    | 53.2  |
| 2017 | CIN | .279 | 90  | 323  | 53  | 90  | 69  | 23 | 1  | 18 | 27 | 70  | 8  | 3  | 79  | 169 | .523 | .334 | .864    | 58.0  |
|      |     | .262 | 342 | 1120 | 166 | 293 | 220 | 70 | 11 | 55 | 82 | 247 | 35 | 26 | 269 | 550 | .491 | .312 | .782    | 177.6 |

**BROWN,TREVOR**

| YR   | TM | AVG  | GM | AB | R | H  | RBI | DB | TR | HR | BB | SO | SB | DP | GS | TB | SLG  | OBA  | Tot Avg | RC  |
|------|----|------|----|----|---|----|-----|----|----|----|----|----|----|----|----|----|------|------|---------|-----|
| 2017 | SF | .196 | 18 | 51 | 3 | 10 | 2   | 0  | 0  | 0  | 4  | 8  | 0  | 1  | 18 | 10 | .196 | .255 | .333    | 2.5 |
|      |    | .196 | 18 | 51 | 3 | 10 | 2   | 0  | 0  | 0  | 4  | 8  | 0  | 1  | 18 | 10 | .196 | .255 | .333    | 2.5 |

**BROXTON,KEON**

| YR   | TM  | AVG  | GM | AB  | R  | H  | RBI | DB | TR | HR | BB | SO | SB | DP | GS | TB | SLG  | OBA  | Tot Avg | RC   |
|------|-----|------|----|-----|----|----|-----|----|----|----|----|----|----|----|----|----|------|------|---------|------|
| 2017 | CIN | .222 | 64 | 158 | 32 | 35 | 25  | 8  | 2  | 10 | 16 | 63 | 20 | 1  | 34 | 77 | .487 | .293 | .911    | 25.8 |
|      |     | .222 | 64 | 158 | 32 | 35 | 25  | 8  | 2  | 10 | 16 | 63 | 20 | 1  | 34 | 77 | .487 | .293 | .911    | 25.8 |

**DVAL HITTER REGISTRY**

**BRUCE,JAY**

| YR   | TM  | AVG  | GM  | AB   | R   | H   | RBI | DB  | TR | HR | BB  | SO  | SB | DP | GS  | TB  | SLG  | OBA  | Tot Avg | RC    |
|------|-----|------|-----|------|-----|-----|-----|-----|----|----|-----|-----|----|----|-----|-----|------|------|---------|-------|
| 2009 | PHI | .215 | 64  | 144  | 24  | 31  | 26  | 5   | 1  | 9  | 9   | 34  | 1  | 2  | 35  | 65  | .451 | .261 | .652    | 17.1  |
| 2010 | NYM | .217 | 79  | 212  | 35  | 46  | 35  | 5   | 0  | 15 | 23  | 50  | 2  | 0  | 52  | 96  | .453 | .294 | .729    | 28.5  |
| 2011 | NYM | .184 | 87  | 304  | 30  | 56  | 28  | 8   | 2  | 11 | 20  | 76  | 3  | 3  | 79  | 101 | .332 | .235 | .494    | 24.1  |
| 2012 | NYM | .213 | 94  | 361  | 44  | 77  | 59  | 9   | 2  | 21 | 32  | 83  | 4  | 3  | 93  | 153 | .424 | .277 | .659    | 43.0  |
| 2013 | NYM | .220 | 92  | 346  | 43  | 76  | 40  | 19  | 1  | 15 | 34  | 71  | 2  | 6  | 90  | 142 | .410 | .289 | .645    | 41.4  |
| 2014 | NYM | .264 | 96  | 371  | 47  | 98  | 44  | 35  | 0  | 12 | 28  | 105 | 1  | 5  | 94  | 169 | .456 | .316 | .712    | 53.5  |
| 2015 | NYM | .000 | 0   | 0    | 0   | 0   | 0   | 0   | 0  | 0  | 0   | 0   | 0  | 0  | 0   | 0   | .000 | .000 | .000    | 0.0   |
| 2016 | NYM | .205 | 87  | 298  | 33  | 61  | 35  | 17  | 2  | 10 | 19  | 82  | 9  | 4  | 82  | 112 | .376 | .252 | .581    | 29.5  |
| 2017 | NYM | .198 | 63  | 111  | 10  | 22  | 16  | 6   | 0  | 2  | 8   | 24  | 1  | 0  | 16  | 34  | .306 | .252 | .483    | 8.7   |
|      |     | .218 | 662 | 2147 | 266 | 467 | 283 | 104 | 8  | 95 | 173 | 525 | 23 | 23 | 541 | 872 | .406 | .276 | .627    | 244.0 |

**BRYANT,KRIS**

| YR   | TM  | AVG  | GM  | AB  | R   | H   | RBI | DB | TR | HR | BB  | SO  | SB | DP | GS  | TB  | SLG  | OBA  | Tot Avg | RC    |
|------|-----|------|-----|-----|-----|-----|-----|----|----|----|-----|-----|----|----|-----|-----|------|------|---------|-------|
| 2016 | STL | .252 | 91  | 337 | 49  | 85  | 51  | 20 | 3  | 15 | 40  | 116 | 5  | 3  | 90  | 156 | .463 | .332 | .788    | 52.6  |
| 2017 | STL | .245 | 94  | 347 | 60  | 85  | 67  | 21 | 2  | 20 | 60  | 91  | 4  | 3  | 94  | 170 | .490 | .356 | .883    | 61.3  |
|      |     | .249 | 185 | 684 | 109 | 170 | 118 | 41 | 5  | 35 | 100 | 207 | 9  | 6  | 184 | 326 | .477 | .344 | .837    | 114.0 |

**CABRERA,ASDRUBAL**

| YR   | TM  | AVG  | GM  | AB  | R   | H   | RBI | DB | TR | HR | BB | SO  | SB | DP | GS  | TB  | SLG  | OBA  | Tot Avg | RC    |
|------|-----|------|-----|-----|-----|-----|-----|----|----|----|----|-----|----|----|-----|-----|------|------|---------|-------|
| 2015 | WAS | .230 | 89  | 291 | 32  | 67  | 36  | 19 | 2  | 6  | 19 | 65  | 2  | 8  | 86  | 108 | .371 | .277 | .556    | 30.3  |
| 2016 | PHI | .230 | 81  | 257 | 34  | 59  | 45  | 11 | 4  | 10 | 19 | 64  | 4  | 6  | 69  | 108 | .420 | .283 | .642    | 31.1  |
| 2017 | PHI | .286 | 83  | 308 | 41  | 88  | 55  | 22 | 2  | 14 | 23 | 49  | 0  | 3  | 80  | 156 | .506 | .335 | .803    | 52.3  |
|      |     | .250 | 253 | 856 | 107 | 214 | 136 | 52 | 8  | 30 | 61 | 178 | 6  | 17 | 235 | 372 | .435 | .300 | .666    | 112.5 |

**CABRERA,MELKY**

| YR   | TM | AVG  | GM  | AB   | R   | H   | RBI | DB  | TR | HR | BB  | SO  | SB | DP | GS  | TB  | SLG  | OBA  | Tot Avg | RC    |
|------|----|------|-----|------|-----|-----|-----|-----|----|----|-----|-----|----|----|-----|-----|------|------|---------|-------|
| 2011 | LA | .248 | 72  | 153  | 19  | 38  | 10  | 12  | 3  | 1  | 13  | 35  | 5  | 8  | 43  | 59  | .386 | .307 | .626    | 19.0  |
| 2012 | LA | .225 | 93  | 383  | 42  | 86  | 24  | 20  | 5  | 9  | 18  | 65  | 14 | 6  | 93  | 143 | .373 | .259 | .578    | 39.1  |
| 2013 | LA | .278 | 89  | 309  | 42  | 86  | 57  | 10  | 4  | 15 | 18  | 41  | 12 | 2  | 70  | 149 | .482 | .318 | .796    | 49.5  |
| 2014 | LA | .300 | 34  | 50   | 5   | 15  | 8   | 2   | 2  | 0  | 6   | 10  | 0  | 0  | 7   | 21  | .420 | .375 | .771    | 7.9   |
| 2015 | SD | .224 | 91  | 362  | 36  | 81  | 40  | 21  | 1  | 8  | 18  | 65  | 4  | 7  | 87  | 128 | .354 | .261 | .521    | 33.9  |
| 2016 | SD | .000 | 0   | 0    | 0   | 0   | 0   | 0   | 0  | 0  | 0   | 0   | 0  | 0  | 0   | 0   | .000 | .000 | .000    | 0.0   |
| 2017 | SD | .264 | 93  | 352  | 42  | 93  | 47  | 36  | 2  | 7  | 29  | 49  | 2  | 12 | 90  | 154 | .438 | .320 | .683    | 49.7  |
|      |    | .248 | 472 | 1609 | 186 | 399 | 186 | 101 | 17 | 40 | 102 | 265 | 37 | 35 | 390 | 654 | .406 | .293 | .637    | 197.5 |

**CABRERA,MIGUEL**

| YR   | TM | AVG  | GM   | AB   | R   | H    | RBI | DB  | TR | HR  | BB  | SO  | SB | DP  | GS   | TB   | SLG  | OBA  | Tot Avg | RC    |
|------|----|------|------|------|-----|------|-----|-----|----|-----|-----|-----|----|-----|------|------|------|------|---------|-------|
| 2004 | SF | .211 | 34   | 57   | 6   | 12   | 4   | 0   | 2  | 2   | 3   | 17  | 0  | 2   | 12   | 22   | .386 | .250 | .532    | 5.5   |
| 2005 | SF | .260 | 91   | 327  | 42  | 85   | 44  | 13  | 0  | 18  | 25  | 76  | 3  | 5   | 88   | 152  | .465 | .313 | .729    | 48.0  |
| 2006 | SF | .280 | 94   | 361  | 52  | 101  | 65  | 20  | 0  | 22  | 30  | 62  | 0  | 15  | 94   | 187  | .518 | .335 | .789    | 62.7  |
| 2007 | SF | .331 | 94   | 341  | 51  | 113  | 59  | 30  | 2  | 12  | 31  | 54  | 6  | 10  | 92   | 183  | .537 | .387 | .924    | 72.1  |
| 2008 | SF | .295 | 94   | 356  | 58  | 105  | 87  | 21  | 4  | 28  | 29  | 81  | 0  | 8   | 93   | 218  | .612 | .348 | .954    | 75.9  |
| 2009 | SF | .251 | 94   | 351  | 52  | 88   | 63  | 29  | 0  | 26  | 30  | 68  | 2  | 8   | 94   | 195  | .556 | .310 | .838    | 60.7  |
| 2010 | SF | .287 | 94   | 373  | 52  | 107  | 64  | 25  | 0  | 20  | 26  | 59  | 3  | 21  | 94   | 192  | .515 | .333 | .770    | 64.6  |
| 2011 | SF | .266 | 93   | 365  | 54  | 97   | 81  | 29  | 0  | 29  | 31  | 63  | 0  | 10  | 88   | 213  | .584 | .323 | .878    | 68.8  |
| 2012 | SF | .344 | 94   | 334  | 61  | 115  | 54  | 35  | 0  | 19  | 65  | 65  | 1  | 11  | 94   | 207  | .620 | .451 | 1.187   | 93.6  |
| 2013 | SF | .276 | 94   | 366  | 56  | 101  | 64  | 28  | 0  | 26  | 28  | 65  | 0  | 16  | 94   | 207  | .566 | .327 | .836    | 67.8  |
| 2014 | SF | .365 | 91   | 340  | 64  | 124  | 73  | 18  | 2  | 29  | 64  | 54  | 0  | 4   | 91   | 233  | .685 | .465 | 1.350   | 108.4 |
| 2015 | SF | .259 | 94   | 359  | 48  | 93   | 69  | 10  | 1  | 27  | 32  | 73  | 1  | 12  | 94   | 186  | .518 | .320 | .788    | 59.6  |
| 2016 | SF | .295 | 86   | 268  | 36  | 79   | 20  | 19  | 0  | 4   | 51  | 42  | 1  | 8   | 72   | 110  | .410 | .408 | .822    | 45.1  |
| 2017 | SF | .272 | 94   | 368  | 43  | 100  | 49  | 23  | 0  | 16  | 39  | 66  | 2  | 18  | 94   | 171  | .465 | .342 | .741    | 58.8  |
|      |    | .289 | 1241 | 4566 | 675 | 1320 | 796 | 300 | 11 | 278 | 484 | 845 | 19 | 148 | 1194 | 2476 | .542 | .357 | .878    | 888.2 |

**CARPENTER,MATT**

| YR   | TM  | AVG  | GM | AB  | R  | H  | RBI | DB | TR | HR | BB | SO | SB | DP | GS | TB | SLG  | OBA  | Tot Avg | RC   |
|------|-----|------|----|-----|----|----|-----|----|----|----|----|----|----|----|----|----|------|------|---------|------|
| 2013 | CIN | .254 | 70 | 209 | 41 | 53 | 23  | 17 | 2  | 5  | 20 | 47 | 0  | 3  | 48 | 89 | .426 | .319 | .686    | 28.4 |

**DVAL HITTER REGISTRY**

|      |     |      |     |      |     |     |     |     |   |    |     |     |   |    |     |     |      |      |      |       |
|------|-----|------|-----|------|-----|-----|-----|-----|---|----|-----|-----|---|----|-----|-----|------|------|------|-------|
| 2014 | CIN | .308 | 94  | 370  | 58  | 114 | 71  | 36  | 2 | 7  | 44  | 77  | 0 | 2  | 94  | 175 | .473 | .382 | .849 | 66.8  |
| 2015 | CIN | .195 | 94  | 370  | 55  | 72  | 24  | 20  | 3 | 8  | 56  | 74  | 3 | 1  | 94  | 122 | .330 | .300 | .605 | 37.2  |
| 2016 | CIN | .234 | 88  | 265  | 44  | 62  | 51  | 23  | 0 | 17 | 38  | 76  | 0 | 11 | 70  | 136 | .513 | .330 | .813 | 44.9  |
| 2017 | CIN | .297 | 75  | 111  | 23  | 33  | 23  | 9   | 2 | 4  | 16  | 27  | 0 | 0  | 16  | 58  | .523 | .386 | .949 | 22.4  |
|      |     | .252 | 421 | 1325 | 221 | 334 | 192 | 105 | 9 | 41 | 174 | 301 | 3 | 17 | 322 | 580 | .438 | .339 | .751 | 197.1 |

**CARTER,CHRIS**

| YR   | TM  | AVG  | GM | AB  | R  | H  | RBI | DB | TR | HR | BB | SO | SB | DP | GS | TB | SLG  | OBA  | Tot Avg | RC   |
|------|-----|------|----|-----|----|----|-----|----|----|----|----|----|----|----|----|----|------|------|---------|------|
| 2017 | PHI | .225 | 64 | 187 | 21 | 42 | 30  | 10 | 0  | 10 | 33 | 59 | 0  | 5  | 57 | 82 | .439 | .341 | .767    | 28.0 |
|      |     | .225 | 64 | 187 | 21 | 42 | 30  | 10 | 0  | 10 | 33 | 59 | 0  | 5  | 57 | 82 | .439 | .341 | .767    | 28.0 |

**CASTILLO,WELINGTON**

| YR   | TM  | AVG  | GM  | AB  | R  | H  | RBI | DB | TR | HR | BB | SO  | SB | DP | GS  | TB  | SLG  | OBA  | Tot Avg | RC   |
|------|-----|------|-----|-----|----|----|-----|----|----|----|----|-----|----|----|-----|-----|------|------|---------|------|
| 2013 | STL | .167 | 25  | 60  | 3  | 10 | 7   | 5  | 0  | 0  | 5  | 19  | 0  | 1  | 23  | 15  | .250 | .231 | .392    | 3.5  |
| 2014 | STL | .250 | 20  | 52  | 3  | 13 | 2   | 2  | 0  | 0  | 8  | 14  | 0  | 1  | 13  | 15  | .288 | .350 | .575    | 5.3  |
| 2015 | WAS | .202 | 56  | 119 | 10 | 24 | 14  | 7  | 0  | 4  | 16 | 31  | 0  | 1  | 39  | 43  | .361 | .296 | .615    | 12.7 |
| 2016 | WAS | .163 | 64  | 178 | 15 | 29 | 19  | 3  | 0  | 10 | 17 | 41  | 0  | 4  | 53  | 62  | .348 | .236 | .516    | 14.6 |
| 2017 | WAS | .156 | 38  | 64  | 6  | 10 | 4   | 2  | 0  | 3  | 11 | 21  | 0  | 1  | 16  | 21  | .328 | .280 | .582    | 5.9  |
|      |     | .182 | 203 | 473 | 37 | 86 | 46  | 19 | 0  | 17 | 57 | 126 | 0  | 8  | 144 | 156 | .330 | .270 | .539    | 42.1 |

**CASTRO,JASON**

| YR   | TM  | AVG  | GM  | AB  | R  | H   | RBI | DB | TR | HR | BB | SO  | SB | DP | GS  | TB  | SLG  | OBA  | Tot Avg | RC   |
|------|-----|------|-----|-----|----|-----|-----|----|----|----|----|-----|----|----|-----|-----|------|------|---------|------|
| 2011 | CIN | .156 | 24  | 64  | 1  | 10  | 1   | 2  | 0  | 0  | 6  | 14  | 0  | 3  | 24  | 12  | .188 | .229 | .316    | 2.7  |
| 2012 | CIN | .000 | 0   | 0   | 0  | 0   | 0   | 0  | 0  | 0  | 0  | 0   | 0  | 0  | 0   | 0   | .000 | .000 | .000    | 0.0  |
| 2013 | CIN | .000 | 0   | 0   | 0  | 0   | 0   | 0  | 0  | 0  | 0  | 0   | 0  | 0  | 0   | 0   | .000 | .000 | .000    | 0.0  |
| 2014 | CIN | .228 | 75  | 241 | 17 | 55  | 26  | 19 | 0  | 6  | 18 | 78  | 0  | 3  | 63  | 92  | .382 | .282 | .582    | 25.9 |
| 2015 | CIN | .224 | 31  | 85  | 5  | 19  | 12  | 4  | 0  | 3  | 5  | 31  | 0  | 0  | 30  | 32  | .376 | .267 | .561    | 8.5  |
| 2016 | CIN | .197 | 31  | 76  | 8  | 15  | 17  | 3  | 1  | 3  | 5  | 22  | 0  | 0  | 23  | 29  | .382 | .247 | .557    | 7.2  |
| 2017 | MIL | .156 | 49  | 147 | 8  | 23  | 12  | 5  | 0  | 2  | 9  | 52  | 0  | 2  | 40  | 34  | .231 | .205 | .341    | 7.0  |
|      |     | .199 | 210 | 613 | 39 | 122 | 68  | 33 | 1  | 14 | 43 | 197 | 0  | 8  | 180 | 199 | .325 | .252 | .485    | 50.1 |

**CASTRO,STARLIN**

| YR   | TM  | AVG  | GM  | AB   | R   | H   | RBI | DB  | TR | HR | BB  | SO  | SB | DP | GS  | TB  | SLG  | OBA  | Tot Avg | RC    |
|------|-----|------|-----|------|-----|-----|-----|-----|----|----|-----|-----|----|----|-----|-----|------|------|---------|-------|
| 2011 | CIN | .234 | 75  | 286  | 39  | 67  | 19  | 14  | 4  | 2  | 20  | 49  | 4  | 7  | 69  | 95  | .332 | .284 | .527    | 27.6  |
| 2012 | CIN | .272 | 94  | 393  | 59  | 107 | 42  | 27  | 8  | 2  | 22  | 66  | 20 | 6  | 94  | 156 | .397 | .311 | .678    | 51.9  |
| 2013 | CIN | .267 | 94  | 382  | 53  | 102 | 56  | 20  | 10 | 9  | 24  | 80  | 16 | 5  | 94  | 169 | .442 | .310 | .733    | 55.2  |
| 2014 | CIN | .226 | 94  | 332  | 25  | 75  | 36  | 16  | 0  | 7  | 14  | 73  | 4  | 3  | 94  | 112 | .337 | .257 | .500    | 29.4  |
| 2015 | CIN | .301 | 90  | 322  | 36  | 97  | 58  | 22  | 1  | 14 | 21  | 56  | 7  | 3  | 80  | 163 | .506 | .344 | .838    | 57.4  |
| 2016 | CIN | .170 | 34  | 88   | 7   | 15  | 9   | 0   | 0  | 3  | 1   | 13  | 1  | 3  | 25  | 24  | .273 | .180 | .342    | 4.4   |
| 2017 | WAS | .203 | 66  | 192  | 15  | 39  | 11  | 5   | 0  | 4  | 4   | 44  | 0  | 2  | 49  | 56  | .292 | .219 | .387    | 12.3  |
|      |     | .252 | 547 | 1995 | 234 | 502 | 231 | 104 | 23 | 41 | 106 | 381 | 52 | 29 | 505 | 775 | .388 | .289 | .613    | 232.6 |

**CERVELLI,FRANCISCO**

| YR   | TM  | AVG  | GM  | AB  | R  | H   | RBI | DB | TR | HR | BB | SO  | SB | DP | GS  | TB  | SLG  | OBA  | Tot Avg | RC   |
|------|-----|------|-----|-----|----|-----|-----|----|----|----|----|-----|----|----|-----|-----|------|------|---------|------|
| 2016 | ATL | .250 | 81  | 276 | 32 | 69  | 26  | 6  | 5  | 5  | 24 | 60  | 2  | 7  | 71  | 100 | .362 | .310 | .589    | 31.3 |
| 2017 | ATL | .191 | 77  | 204 | 23 | 39  | 18  | 6  | 0  | 1  | 25 | 43  | 2  | 5  | 57  | 48  | .235 | .279 | .441    | 13.7 |
|      |     | .225 | 158 | 480 | 55 | 108 | 44  | 12 | 5  | 6  | 49 | 103 | 4  | 12 | 128 | 148 | .308 | .297 | .523    | 44.6 |

**CESPEDES,YOENIS**

| YR   | TM  | AVG  | GM  | AB  | R   | H   | RBI | DB | TR | HR | BB | SO  | SB | DP | GS  | TB  | SLG  | OBA  | Tot Avg | RC   |
|------|-----|------|-----|-----|-----|-----|-----|----|----|----|----|-----|----|----|-----|-----|------|------|---------|------|
| 2016 | CHI | .251 | 94  | 375 | 65  | 94  | 61  | 23 | 3  | 18 | 26 | 92  | 6  | 5  | 94  | 177 | .472 | .299 | .731    | 54.0 |
| 2017 | CHI | .196 | 90  | 316 | 38  | 62  | 50  | 15 | 0  | 13 | 30 | 103 | 1  | 6  | 76  | 116 | .367 | .266 | .565    | 31.0 |
|      |     | .226 | 184 | 691 | 103 | 156 | 111 | 38 | 3  | 31 | 56 | 195 | 7  | 11 | 170 | 293 | .424 | .284 | .652    | 84.2 |

**CHOO,SHIN-SOO**

| YR   | TM | AVG  | GM | AB  | R  | H   | RBI | DB | TR | HR | BB | SO  | SB | DP | GS | TB  | SLG  | OBA  | Tot Avg | RC   |
|------|----|------|----|-----|----|-----|-----|----|----|----|----|-----|----|----|----|-----|------|------|---------|------|
| 2014 | SD | .289 | 92 | 357 | 82 | 103 | 47  | 25 | 1  | 18 | 60 | 73  | 22 | 4  | 92 | 184 | .515 | .391 | 1.031   | 76.7 |
| 2015 | SD | .139 | 16 | 36  | 8  | 5   | 4   | 1  | 0  | 1  | 7  | 16  | 0  | 0  | 9  | 9   | .250 | .279 | .516    | 2.5  |
| 2016 | SD | .209 | 93 | 364 | 61 | 76  | 37  | 26 | 0  | 14 | 37 | 107 | 1  | 6  | 91 | 144 | .396 | .282 | .619    | 40.7 |



**DVAL HITTER REGISTRY**

**DAVIS,KHRIS**

| YR   | TM | AVG  | GM  | AB   | R   | H   | RBI | DB | TR | HR | BB | SO  | SB | DP | GS  | TB  | SLG  | OBA  | Tot Avg | RC    |
|------|----|------|-----|------|-----|-----|-----|----|----|----|----|-----|----|----|-----|-----|------|------|---------|-------|
| 2014 | SD | .165 | 62  | 115  | 11  | 19  | 9   | 10 | 0  | 4  | 11 | 36  | 3  | 4  | 20  | 41  | .357 | .238 | .550    | 10.2  |
| 2015 | SD | .217 | 83  | 300  | 35  | 65  | 48  | 24 | 0  | 13 | 16 | 64  | 4  | 3  | 77  | 128 | .427 | .256 | .622    | 33.4  |
| 2016 | SD | .230 | 88  | 256  | 43  | 59  | 54  | 15 | 0  | 19 | 33 | 82  | 3  | 4  | 62  | 131 | .512 | .318 | .831    | 42.2  |
| 2017 | SD | .189 | 93  | 338  | 50  | 64  | 40  | 12 | 1  | 21 | 36 | 116 | 1  | 6  | 87  | 141 | .417 | .267 | .636    | 37.8  |
|      |    | .205 | 326 | 1009 | 139 | 207 | 151 | 61 | 1  | 57 | 96 | 298 | 11 | 17 | 246 | 441 | .437 | .274 | .669    | 122.6 |

**DESMOND,IAN**

| YR   | TM  | AVG  | GM  | AB   | R   | H   | RBI | DB  | TR | HR | BB  | SO  | SB | DP | GS  | TB  | SLG  | OBA  | Tot Avg | RC    |
|------|-----|------|-----|------|-----|-----|-----|-----|----|----|-----|-----|----|----|-----|-----|------|------|---------|-------|
| 2010 | MIL | .232 | 50  | 82   | 8   | 19  | 11  | 7   | 2  | 4  | 7   | 11  | 1  | 2  | 12  | 42  | .512 | .292 | .769    | 12.4  |
| 2011 | MIL | .232 | 56  | 142  | 14  | 33  | 12  | 10  | 2  | 3  | 6   | 34  | 4  | 1  | 35  | 56  | .394 | .264 | .600    | 15.3  |
| 2012 | CHI | .228 | 57  | 162  | 18  | 37  | 14  | 10  | 1  | 5  | 9   | 41  | 6  | 2  | 40  | 64  | .395 | .269 | .622    | 18.1  |
| 2013 | CHI | .238 | 89  | 328  | 46  | 78  | 30  | 19  | 0  | 12 | 26  | 73  | 13 | 8  | 77  | 133 | .405 | .294 | .667    | 41.2  |
| 2014 | CHI | .249 | 94  | 378  | 49  | 94  | 45  | 22  | 2  | 9  | 21  | 102 | 14 | 6  | 92  | 147 | .389 | .288 | .628    | 44.6  |
| 2015 | CHI | .240 | 93  | 350  | 47  | 84  | 59  | 14  | 2  | 16 | 24  | 113 | 17 | 12 | 91  | 150 | .429 | .289 | .687    | 46.0  |
| 2016 | CHI | .160 | 81  | 275  | 28  | 44  | 31  | 10  | 2  | 7  | 31  | 96  | 1  | 7  | 77  | 79  | .287 | .245 | .466    | 19.5  |
| 2017 | CHI | .273 | 93  | 392  | 48  | 107 | 51  | 28  | 1  | 5  | 22  | 88  | 12 | 7  | 91  | 152 | .388 | .312 | .637    | 49.4  |
|      |     | .235 | 613 | 2109 | 258 | 496 | 253 | 120 | 12 | 61 | 146 | 558 | 68 | 45 | 515 | 823 | .390 | .285 | .625    | 245.0 |

**DIAZ,ALEDMYS**

| YR   | TM | AVG  | GM | AB  | R  | H  | RBI | DB | TR | HR | BB | SO | SB | DP | GS | TB | SLG  | OBA  | Tot Avg | RC   |
|------|----|------|----|-----|----|----|-----|----|----|----|----|----|----|----|----|----|------|------|---------|------|
| 2017 | SF | .313 | 74 | 179 | 26 | 56 | 31  | 16 | 3  | 6  | 14 | 29 | 1  | 0  | 43 | 96 | .536 | .363 | .902    | 35.0 |
|      |    | .313 | 74 | 179 | 26 | 56 | 31  | 16 | 3  | 6  | 14 | 29 | 1  | 0  | 43 | 96 | .536 | .363 | .902    | 35.0 |

**DIETRICH,DEREK**

| YR   | TM  | AVG  | GM  | AB  | R  | H  | RBI | DB | TR | HR | BB | SO | SB | DP | GS | TB  | SLG  | OBA  | Tot Avg | RC   |
|------|-----|------|-----|-----|----|----|-----|----|----|----|----|----|----|----|----|-----|------|------|---------|------|
| 2015 | CHI | .000 | 1   | 3   | 0  | 0  | 0   | 0  | 0  | 0  | 1  | 1  | 0  | 0  | 1  | 0   | .000 | .250 | .333    | 0.0  |
| 2016 | CHI | .240 | 64  | 154 | 17 | 37 | 21  | 5  | 0  | 4  | 24 | 44 | 0  | 1  | 40 | 54  | .351 | .343 | .661    | 18.5 |
| 2017 | CHI | .258 | 73  | 229 | 44 | 59 | 27  | 9  | 4  | 4  | 39 | 48 | 0  | 3  | 58 | 88  | .384 | .366 | .734    | 32.2 |
|      |     | .249 | 138 | 386 | 61 | 96 | 48  | 14 | 4  | 8  | 64 | 93 | 0  | 4  | 99 | 142 | .368 | .356 | .701    | 50.5 |

**DIFO,WILMER**

| YR   | TM | AVG  | GM | AB | R | H  | RBI | DB | TR | HR | BB | SO | SB | DP | GS | TB | SLG  | OBA  | Tot Avg | RC  |
|------|----|------|----|----|---|----|-----|----|----|----|----|----|----|----|----|----|------|------|---------|-----|
| 2017 | SD | .400 | 12 | 35 | 9 | 14 | 7   | 2  | 0  | 0  | 3  | 2  | 4  | 1  | 8  | 16 | .457 | .447 | 1.045   | 8.1 |
|      |    | .400 | 12 | 35 | 9 | 14 | 7   | 2  | 0  | 0  | 3  | 2  | 4  | 1  | 8  | 16 | .457 | .447 | 1.045   | 8.1 |

**DREW,STEPHEN**

| YR   | TM  | AVG  | GM  | AB   | R   | H   | RBI | DB  | TR | HR | BB  | SO  | SB | DP | GS  | TB  | SLG   | OBA  | Tot Avg | RC    |
|------|-----|------|-----|------|-----|-----|-----|-----|----|----|-----|-----|----|----|-----|-----|-------|------|---------|-------|
| 2007 | SF  | .256 | 62  | 82   | 10  | 21  | 16  | 5   | 2  | 2  | 6   | 22  | 2  | 0  | 18  | 36  | .439  | .307 | .721    | 11.4  |
| 2008 | SF  | .000 | 0   | 0    | 0   | 0   | 0   | 0   | 0  | 0  | 0   | 0   | 0  | 0  | 0   | 0   | .000  | .000 | .000    | 0.0   |
| 2009 | SF  | .322 | 91  | 332  | 61  | 107 | 64  | 22  | 11 | 19 | 20  | 64  | 0  | 5  | 90  | 208 | .627  | .361 | .991    | 75.0  |
| 2010 | SF  | .258 | 30  | 89   | 14  | 23  | 9   | 4   | 1  | 2  | 10  | 21  | 1  | 1  | 25  | 35  | .393  | .333 | .687    | 11.9  |
| 2010 | SF  | .191 | 60  | 188  | 19  | 36  | 24  | 13  | 3  | 2  | 21  | 29  | 0  | 4  | 56  | 61  | .324  | .273 | .526    | 16.6  |
| 2011 | SF  | .250 | 21  | 76   | 10  | 19  | 8   | 11  | 1  | 3  | 8   | 17  | 3  | 2  | 20  | 41  | .539  | .321 | .881    | 13.7  |
| 2011 | SF  | .262 | 70  | 271  | 38  | 71  | 39  | 15  | 7  | 8  | 29  | 60  | 2  | 4  | 68  | 124 | .458  | .333 | .760    | 41.7  |
| 2012 | SF  | .196 | 77  | 209  | 24  | 41  | 16  | 15  | 2  | 2  | 17  | 47  | 6  | 4  | 50  | 66  | .316  | .257 | .517    | 17.8  |
| 2013 | SF  | .000 | 0   | 0    | 0   | 0   | 0   | 0   | 0  | 0  | 0   | 0   | 0  | 0  | 0   | 0   | .000  | .000 | .000    | 0.0   |
| 2014 | STL | .219 | 79  | 251  | 31  | 55  | 24  | 15  | 4  | 6  | 26  | 71  | 6  | 4  | 68  | 96  | .382  | .292 | .640    | 29.0  |
| 2015 | STL | .500 | 4   | 8    | 1   | 4   | 1   | 2   | 0  | 1  | 1   | 0   | 0  | 0  | 2   | 9   | 1.125 | .556 | 2.500   | 5.0   |
| 2017 | STL | .257 | 50  | 105  | 19  | 27  | 27  | 9   | 1  | 8  | 14  | 28  | 0  | 0  | 23  | 62  | .590  | .345 | .974    | 21.4  |
|      |     | .251 | 544 | 1611 | 227 | 404 | 228 | 111 | 32 | 53 | 152 | 359 | 20 | 24 | 420 | 738 | .458  | .315 | .739    | 236.2 |

**DRURY,BRANDON**

| YR   | TM  | AVG   | GM | AB  | R  | H  | RBI | DB | TR | HR | BB | SO | SB | DP | GS | TB | SLG   | OBA   | Tot Avg | RC   |
|------|-----|-------|----|-----|----|----|-----|----|----|----|----|----|----|----|----|----|-------|-------|---------|------|
| 2016 | STL | 1.000 | 1  | 1   | 0  | 1  | 0   | 1  | 0  | 0  | 0  | 0  | 0  | 0  | 0  | 2  | 2.000 | 1.000 | .000    | 2.0  |
| 2017 | STL | .222  | 69 | 230 | 21 | 51 | 29  | 14 | 0  | 9  | 15 | 55 | 0  | 2  | 67 | 92 | .400  | .269  | .591    | 24.8 |
|      |     | .225  | 70 | 231 | 21 | 52 | 29  | 15 | 0  | 9  | 15 | 55 | 0  | 2  | 67 | 94 | .407  | .272  | .602    | 25.6 |

**DVAL HITTER REGISTRY**

***DUDA,LUCAS***

| YR   | TM  | AVG   | GM  | AB  | R   | H   | RBI | DB | TR | HR | BB | SO  | SB | DP | GS  | TB  | SLG   | OBA   | Tot Avg | RC   |
|------|-----|-------|-----|-----|-----|-----|-----|----|----|----|----|-----|----|----|-----|-----|-------|-------|---------|------|
| 2011 | PIT | 1.000 | 1   | 1   | 1   | 1   | 1   | 0  | 0  | 1  | 0  | 0   | 0  | 0  | 0   | 4   | 4.000 | 1.000 | .000    | 4.0  |
| 2012 | PIT | .218  | 47  | 124 | 15  | 27  | 21  | 5  | 1  | 5  | 6  | 25  | 0  | 2  | 35  | 49  | .395  | .254  | .556    | 12.4 |
| 2013 | PIT | .179  | 28  | 56  | 6   | 10  | 3   | 1  | 0  | 1  | 9  | 14  | 0  | 1  | 13  | 14  | .250  | .292  | .489    | 4.1  |
| 2014 | PIT | .080  | 18  | 25  | 1   | 2   | 1   | 0  | 0  | 1  | 4  | 9   | 0  | 0  | 5   | 5   | .200  | .207  | .391    | 1.0  |
| 2015 | PIT | .216  | 62  | 162 | 22  | 35  | 23  | 9  | 0  | 8  | 19 | 46  | 1  | 1  | 48  | 68  | .420  | .298  | .688    | 20.5 |
| 2016 | PIT | .205  | 88  | 293 | 40  | 60  | 30  | 38 | 1  | 9  | 31 | 93  | 0  | 10 | 78  | 127 | .433  | .281  | .650    | 35.7 |
| 2017 | PIT | .253  | 32  | 95  | 19  | 24  | 22  | 5  | 0  | 8  | 13 | 22  | 0  | 0  | 24  | 53  | .558  | .343  | .930    | 18.2 |
|      |     | .210  | 276 | 756 | 104 | 159 | 101 | 58 | 2  | 33 | 82 | 209 | 1  | 14 | 203 | 320 | .423  | .288  | .660    | 92.2 |

***DUFFY,MATT***

| YR   | TM  | AVG  | GM  | AB  | R  | H   | RBI | DB | TR | HR | BB | SO | SB | DP | GS  | TB  | SLG  | OBA  | Tot Avg | RC   |
|------|-----|------|-----|-----|----|-----|-----|----|----|----|----|----|----|----|-----|-----|------|------|---------|------|
| 2016 | MIL | .255 | 91  | 349 | 40 | 89  | 45  | 15 | 6  | 10 | 28 | 61 | 5  | 5  | 86  | 146 | .418 | .310 | .675    | 46.2 |
| 2017 | STL | .167 | 59  | 120 | 13 | 20  | 12  | 4  | 0  | 0  | 11 | 25 | 4  | 0  | 30  | 24  | .200 | .237 | .390    | 6.2  |
|      |     | .232 | 150 | 469 | 53 | 109 | 57  | 19 | 6  | 10 | 39 | 86 | 9  | 5  | 116 | 170 | .362 | .291 | .597    | 51.0 |

***DUVALL,ADAM***

| YR   | TM | AVG  | GM | AB  | R  | H  | RBI | DB | TR | HR | BB | SO  | SB | DP | GS | TB  | SLG  | OBA  | Tot Avg | RC   |
|------|----|------|----|-----|----|----|-----|----|----|----|----|-----|----|----|----|-----|------|------|---------|------|
| 2017 | SD | .249 | 92 | 366 | 46 | 91 | 55  | 17 | 5  | 25 | 16 | 110 | 1  | 6  | 87 | 193 | .527 | .280 | .747    | 54.2 |
|      |    | .249 | 92 | 366 | 46 | 91 | 55  | 17 | 5  | 25 | 16 | 110 | 1  | 6  | 87 | 193 | .527 | .280 | .747    | 54.2 |

***EATON,ADAM***

| YR   | TM  | AVG  | GM  | AB   | R   | H   | RBI | DB | TR | HR | BB | SO  | SB | DP | GS  | TB  | SLG  | OBA  | Tot Avg | RC    |
|------|-----|------|-----|------|-----|-----|-----|----|----|----|----|-----|----|----|-----|-----|------|------|---------|-------|
| 2013 | NYM | .202 | 53  | 84   | 13  | 17  | 11  | 2  | 0  | 2  | 11 | 19  | 2  | 0  | 14  | 25  | .298 | .295 | .567    | 7.7   |
| 2014 | NYM | .000 | 0   | 0    | 0   | 0   | 0   | 0  | 0  | 0  | 0  | 0   | 0  | 0  | 0   | 0   | .000 | .000 | .000    | 0.0   |
| 2015 | NYM | .244 | 85  | 312  | 48  | 76  | 14  | 12 | 5  | 0  | 27 | 42  | 8  | 2  | 74  | 98  | .314 | .304 | .559    | 31.1  |
| 2016 | NYM | .240 | 94  | 392  | 63  | 94  | 35  | 20 | 10 | 7  | 35 | 93  | 10 | 5  | 94  | 155 | .395 | .302 | .660    | 48.5  |
| 2017 | NYM | .267 | 93  | 405  | 64  | 108 | 38  | 27 | 6  | 7  | 26 | 87  | 8  | 2  | 94  | 168 | .415 | .311 | .676    | 53.6  |
|      |     | .247 | 325 | 1193 | 188 | 295 | 98  | 61 | 21 | 16 | 99 | 241 | 28 | 9  | 276 | 446 | .374 | .305 | .632    | 140.7 |

***ENCARNACION,EDWIN***

| YR   | TM  | AVG  | GM  | AB   | R   | H   | RBI | DB  | TR | HR  | BB  | SO  | SB | DP | GS  | TB   | SLG  | OBA  | Tot Avg | RC    |
|------|-----|------|-----|------|-----|-----|-----|-----|----|-----|-----|-----|----|----|-----|------|------|------|---------|-------|
| 2006 | SD  | .244 | 35  | 78   | 11  | 19  | 11  | 5   | 1  | 3   | 4   | 15  | 0  | 4  | 19  | 35   | .449 | .280 | .619    | 9.8   |
| 2007 | SD  | .375 | 27  | 48   | 6   | 18  | 11  | 5   | 1  | 3   | 3   | 8   | 0  | 1  | 8   | 34   | .708 | .412 | 1.194   | 14.0  |
| 2008 | CHI | .177 | 32  | 79   | 10  | 14  | 11  | 2   | 0  | 2   | 7   | 16  | 1  | 3  | 19  | 22   | .278 | .244 | .441    | 5.5   |
| 2009 | WAS | .254 | 90  | 279  | 53  | 71  | 52  | 16  | 0  | 18  | 59  | 67  | 2  | 7  | 79  | 141  | .505 | .385 | .940    | 54.7  |
| 2010 | WAS | .185 | 69  | 168  | 24  | 31  | 12  | 6   | 1  | 2   | 21  | 49  | 0  | 3  | 46  | 45   | .268 | .275 | .471    | 12.4  |
| 2011 | WAS | .168 | 57  | 125  | 15  | 21  | 17  | 6   | 0  | 7   | 11  | 30  | 0  | 1  | 27  | 48   | .384 | .235 | .562    | 11.3  |
| 2012 | ATL | .207 | 81  | 261  | 35  | 54  | 32  | 14  | 0  | 10  | 41  | 41  | 7  | 10 | 74  | 98   | .375 | .315 | .673    | 32.0  |
| 2013 | ATL | .282 | 90  | 333  | 50  | 94  | 76  | 13  | 0  | 27  | 35  | 57  | 7  | 7  | 89  | 188  | .565 | .351 | .935    | 67.3  |
| 2014 | ATL | .328 | 90  | 299  | 54  | 98  | 75  | 24  | 1  | 27  | 51  | 32  | 3  | 12 | 86  | 205  | .686 | .426 | 1.216   | 88.0  |
| 2015 | ATL | .226 | 87  | 296  | 52  | 67  | 50  | 20  | 0  | 19  | 38  | 58  | 1  | 10 | 76  | 144  | .486 | .314 | .766    | 45.4  |
| 2016 | ATL | .274 | 90  | 336  | 44  | 92  | 61  | 27  | 1  | 23  | 38  | 67  | 0  | 3  | 87  | 190  | .565 | .348 | .923    | 66.0  |
| 2017 | ATL | .220 | 94  | 359  | 50  | 79  | 83  | 18  | 0  | 29  | 48  | 94  | 0  | 14 | 94  | 184  | .513 | .312 | .789    | 57.4  |
|      |     | .247 | 842 | 2661 | 404 | 658 | 491 | 156 | 5  | 170 | 356 | 534 | 21 | 75 | 704 | 1334 | .501 | .336 | .823    | 452.2 |

***ESCOBAR,YUNEL***

| YR   | TM  | AVG  | GM | AB  | R  | H   | RBI | DB | TR | HR | BB | SO | SB | DP | GS | TB  | SLG  | OBA  | Tot Avg | RC   |
|------|-----|------|----|-----|----|-----|-----|----|----|----|----|----|----|----|----|-----|------|------|---------|------|
| 2008 | ATL | .338 | 76 | 225 | 38 | 76  | 14  | 19 | 0  | 0  | 15 | 25 | 7  | 4  | 48 | 95  | .422 | .379 | .765    | 37.5 |
| 2009 | ATL | .226 | 84 | 296 | 33 | 67  | 15  | 11 | 1  | 1  | 27 | 47 | 2  | 14 | 71 | 83  | .280 | .291 | .461    | 24.5 |
| 2010 | ATL | .270 | 87 | 318 | 36 | 86  | 30  | 13 | 1  | 7  | 23 | 48 | 0  | 9  | 82 | 122 | .384 | .320 | .602    | 39.0 |
| 2011 | ATL | .232 | 83 | 306 | 29 | 71  | 26  | 13 | 0  | 1  | 31 | 48 | 5  | 11 | 77 | 87  | .284 | .303 | .500    | 27.2 |
| 2012 | ATL | .212 | 82 | 292 | 31 | 62  | 29  | 9  | 3  | 6  | 28 | 55 | 1  | 10 | 78 | 95  | .325 | .281 | .517    | 26.9 |
| 2013 | STL | .209 | 84 | 273 | 36 | 57  | 24  | 14 | 0  | 3  | 11 | 43 | 3  | 3  | 74 | 80  | .293 | .239 | .429    | 19.6 |
| 2014 | PHI | .212 | 92 | 312 | 34 | 66  | 15  | 9  | 1  | 4  | 40 | 46 | 7  | 6  | 89 | 89  | .285 | .301 | .540    | 28.0 |
| 2015 | PHI | .210 | 85 | 262 | 28 | 55  | 34  | 13 | 0  | 8  | 22 | 32 | 0  | 6  | 74 | 92  | .351 | .271 | .535    | 24.9 |
| 2016 | PHI | .305 | 87 | 331 | 50 | 101 | 54  | 27 | 0  | 7  | 34 | 42 | 0  | 5  | 83 | 149 | .450 | .370 | .779    | 55.1 |

**DVAL HITTER REGISTRY**

|      |     |      |     |      |     |     |     |     |   |    |     |     |    |    |     |     |      |      |      |       |
|------|-----|------|-----|------|-----|-----|-----|-----|---|----|-----|-----|----|----|-----|-----|------|------|------|-------|
| 2017 | PHI | .250 | 82  | 324  | 33  | 81  | 23  | 17  | 0 | 3  | 29  | 46  | 0  | 6  | 79  | 107 | .330 | .312 | .546 | 33.3  |
|      |     | .246 | 842 | 2939 | 348 | 722 | 264 | 145 | 6 | 40 | 260 | 432 | 25 | 74 | 755 | 999 | .340 | .307 | .560 | 310.9 |

**ESPINOSA,DANNY**

| YR   | TM  | AVG  | GM  | AB  | R   | H   | RBI | DB | TR | HR | BB | SO  | SB | DP | GS  | TB  | SLG  | OBA  | Tot Avg | RC    |
|------|-----|------|-----|-----|-----|-----|-----|----|----|----|----|-----|----|----|-----|-----|------|------|---------|-------|
| 2011 | CHI | .333 | 15  | 12  | 3   | 4   | 3   | 2  | 0  | 1  | 3  | 3   | 1  | 0  | 0   | 9   | .750 | .467 | 1.625   | 4.5   |
| 2012 | CHI | .244 | 63  | 164 | 27  | 40  | 21  | 9  | 2  | 7  | 19 | 46  | 10 | 1  | 38  | 74  | .451 | .322 | .824    | 25.6  |
| 2013 | CHI | .219 | 80  | 274 | 34  | 60  | 30  | 23 | 1  | 9  | 20 | 92  | 8  | 3  | 71  | 112 | .409 | .272 | .645    | 31.7  |
| 2014 | CHI | .158 | 36  | 19  | 0   | 3   | 0   | 0  | 0  | 0  | 2  | 6   | 0  | 0  | 2   | 3   | .158 | .238 | .313    | 0.7   |
| 2015 | CHI | .256 | 71  | 168 | 20  | 43  | 21  | 9  | 2  | 5  | 18 | 50  | 4  | 5  | 51  | 71  | .423 | .328 | .715    | 24.0  |
| 2016 | CHI | .242 | 61  | 165 | 19  | 40  | 22  | 8  | 0  | 6  | 9  | 52  | 2  | 3  | 47  | 66  | .400 | .282 | .602    | 18.9  |
| 2017 | CHI | .100 | 27  | 50  | 4   | 5   | 3   | 0  | 0  | 0  | 6  | 17  | 1  | 1  | 12  | 5   | .100 | .196 | .261    | 1.1   |
|      |     | .229 | 353 | 852 | 107 | 195 | 100 | 51 | 5  | 28 | 77 | 266 | 26 | 13 | 221 | 340 | .399 | .293 | .661    | 103.7 |

**FLORES,WILMER**

| YR   | TM | AVG  | GM  | AB  | R  | H   | RBI | DB | TR | HR | BB | SO  | SB | DP | GS  | TB  | SLG  | OBA  | Tot Avg | RC   |
|------|----|------|-----|-----|----|-----|-----|----|----|----|----|-----|----|----|-----|-----|------|------|---------|------|
| 2015 | LA | .161 | 43  | 87  | 10 | 14  | 10  | 8  | 1  | 2  | 2  | 14  | 0  | 0  | 21  | 30  | .345 | .180 | .438    | 5.4  |
| 2016 | LA | .197 | 84  | 279 | 35 | 55  | 16  | 17 | 0  | 6  | 9  | 52  | 1  | 7  | 71  | 90  | .323 | .222 | .433    | 20.1 |
| 2017 | LA | .255 | 80  | 200 | 19 | 51  | 36  | 14 | 3  | 7  | 16 | 38  | 0  | 6  | 47  | 92  | .460 | .310 | .697    | 28.5 |
|      |    | .212 | 207 | 566 | 64 | 120 | 62  | 39 | 4  | 15 | 27 | 104 | 1  | 13 | 139 | 212 | .375 | .248 | .523    | 52.7 |

**FLOWERS,TYLER**

| YR   | TM | AVG  | GM | AB  | R  | H  | RBI | DB | TR | HR | BB | SO | SB | DP | GS | TB | SLG  | OBA  | Tot Avg | RC   |
|------|----|------|----|-----|----|----|-----|----|----|----|----|----|----|----|----|----|------|------|---------|------|
| 2017 | SF | .284 | 62 | 194 | 30 | 55 | 34  | 12 | 0  | 9  | 11 | 50 | 1  | 4  | 48 | 94 | .485 | .322 | .741    | 30.4 |
|      |    | .284 | 62 | 194 | 30 | 55 | 34  | 12 | 0  | 9  | 11 | 50 | 1  | 4  | 48 | 94 | .485 | .322 | .741    | 30.4 |

**FORSYTHE,LOGAN**

| YR   | TM | AVG  | GM  | AB  | R   | H   | RBI | DB | TR | HR | BB | SO  | SB | DP | GS  | TB  | SLG  | OBA  | Tot Avg | RC    |
|------|----|------|-----|-----|-----|-----|-----|----|----|----|----|-----|----|----|-----|-----|------|------|---------|-------|
| 2012 | SF | .000 | 0   | 0   | 0   | 0   | 0   | 0  | 0  | 0  | 0  | 0   | 0  | 0  | 0   | 0   | .000 | .000 | .000    | 0.0   |
| 2013 | SF | .226 | 70  | 195 | 17  | 44  | 16  | 7  | 3  | 3  | 12 | 42  | 8  | 5  | 47  | 66  | .338 | .271 | .551    | 19.0  |
| 2014 | SF | .176 | 21  | 51  | 6   | 9   | 7   | 2  | 0  | 2  | 4  | 14  | 0  | 0  | 16  | 17  | .333 | .236 | .500    | 4.0   |
| 2015 | SF | .000 | 0   | 0   | 0   | 0   | 0   | 0  | 0  | 0  | 0  | 0   | 0  | 0  | 0   | 0   | .000 | .000 | .000    | 0.0   |
| 2016 | SF | .284 | 91  | 306 | 49  | 87  | 36  | 23 | 3  | 10 | 31 | 73  | 3  | 7  | 88  | 146 | .477 | .350 | .796    | 51.7  |
| 2017 | SF | .229 | 92  | 323 | 41  | 74  | 34  | 24 | 5  | 9  | 28 | 91  | 3  | 4  | 81  | 135 | .418 | .291 | .656    | 39.7  |
|      |    | .245 | 274 | 875 | 113 | 214 | 93  | 56 | 11 | 24 | 75 | 220 | 14 | 16 | 232 | 364 | .416 | .304 | .669    | 113.1 |

**FOWLER,DEXTER**

| YR   | TM  | AVG  | GM  | AB  | R  | H   | RBI | DB | TR | HR | BB | SO  | SB | DP | GS  | TB  | SLG  | OBA  | Tot Avg | RC   |
|------|-----|------|-----|-----|----|-----|-----|----|----|----|----|-----|----|----|-----|-----|------|------|---------|------|
| 2016 | PHI | .170 | 76  | 224 | 19 | 38  | 14  | 11 | 0  | 2  | 23 | 37  | 2  | 7  | 57  | 55  | .246 | .247 | .415    | 13.9 |
| 2017 | STL | .278 | 79  | 277 | 46 | 77  | 20  | 20 | 4  | 3  | 56 | 82  | 9  | 1  | 71  | 114 | .412 | .399 | .891    | 47.5 |
|      |     | .230 | 155 | 501 | 65 | 115 | 34  | 31 | 4  | 5  | 79 | 119 | 11 | 8  | 128 | 169 | .337 | .334 | .657    | 58.6 |

**FRANCO,MAIKEL**

| YR   | TM | AVG  | GM  | AB  | R  | H  | RBI | DB | TR | HR | BB | SO  | SB | DP | GS  | TB  | SLG  | OBA  | Tot Avg | RC   |
|------|----|------|-----|-----|----|----|-----|----|----|----|----|-----|----|----|-----|-----|------|------|---------|------|
| 2016 | LA | .191 | 86  | 220 | 29 | 42 | 34  | 9  | 0  | 11 | 18 | 38  | 0  | 2  | 47  | 84  | .382 | .252 | .567    | 21.2 |
| 2017 | LA | .170 | 90  | 323 | 25 | 55 | 22  | 15 | 1  | 10 | 16 | 79  | 1  | 5  | 88  | 102 | .316 | .209 | .436    | 21.5 |
|      |    | .179 | 176 | 543 | 54 | 97 | 56  | 24 | 1  | 21 | 34 | 117 | 1  | 7  | 135 | 186 | .343 | .227 | .488    | 42.4 |

**FRANCOEUR,JEFF**

| YR   | TM  | AVG  | GM | AB  | R  | H  | RBI | DB | TR | HR | BB | SO | SB | DP | GS | TB  | SLG  | OBA  | Tot Avg | RC   |
|------|-----|------|----|-----|----|----|-----|----|----|----|----|----|----|----|----|-----|------|------|---------|------|
| 2006 | PIT | .304 | 58 | 171 | 25 | 52 | 25  | 15 | 0  | 10 | 4  | 37 | 6  | 5  | 38 | 97  | .567 | .320 | .863    | 32.1 |
| 2007 | PIT | .216 | 94 | 380 | 37 | 82 | 33  | 15 | 2  | 10 | 10 | 99 | 1  | 5  | 94 | 131 | .345 | .236 | .469    | 31.0 |
| 2008 | PIT | .257 | 94 | 369 | 57 | 95 | 56  | 21 | 0  | 12 | 23 | 67 | 4  | 8  | 94 | 152 | .412 | .301 | .635    | 46.4 |
| 2009 | PIT | .211 | 90 | 322 | 27 | 68 | 22  | 17 | 0  | 5  | 17 | 61 | 0  | 6  | 89 | 100 | .311 | .251 | .450    | 25.1 |
| 2010 | PIT | .210 | 90 | 347 | 29 | 73 | 31  | 15 | 3  | 5  | 8  | 68 | 1  | 11 | 90 | 109 | .314 | .228 | .414    | 25.0 |
| 2011 | PIT | .258 | 72 | 256 | 23 | 66 | 38  | 14 | 2  | 9  | 10 | 41 | 7  | 6  | 68 | 111 | .434 | .286 | .653    | 32.8 |
| 2012 | PIT | .247 | 92 | 365 | 50 | 90 | 45  | 28 | 5  | 12 | 22 | 75 | 8  | 7  | 92 | 164 | .449 | .289 | .688    | 48.7 |
| 2013 | PIT | .225 | 87 | 307 | 30 | 69 | 33  | 22 | 1  | 9  | 24 | 66 | 4  | 5  | 83 | 120 | .391 | .281 | .609    | 34.3 |
| 2014 | PIT | .143 | 16 | 14  | 2  | 2  | 1   | 0  | 0  | 1  | 1  | 5  | 0  | 0  | 0  | 5   | .357 | .200 | .500    | 1.0  |

**DVAL HITTER REGISTRY**

|      |     |      |     |      |     |     |     |     |    |    |     |     |    |    |     |      |      |      |      |       |
|------|-----|------|-----|------|-----|-----|-----|-----|----|----|-----|-----|----|----|-----|------|------|------|------|-------|
| 2016 | PIT | .167 | 60  | 90   | 6   | 15  | 10  | 3   | 0  | 5  | 2   | 32  | 0  | 1  | 12  | 33   | .367 | .185 | .461 | 6.1   |
| 2017 | PIT | .247 | 25  | 77   | 15  | 19  | 12  | 4   | 1  | 5  | 5   | 23  | 0  | 2  | 21  | 40   | .519 | .293 | .750 | 11.7  |
|      |     | .234 | 778 | 2698 | 301 | 631 | 306 | 154 | 14 | 83 | 126 | 574 | 31 | 56 | 681 | 1062 | .394 | .268 | .574 | 289.2 |

**FRAZIER,ADAM**

| YR   | TM | AVG  | GM | AB  | R  | H  | RBI | DB | TR | HR | BB | SO | SB | DP | GS | TB | SLG  | OBA  | Tot Avg | RC   |
|------|----|------|----|-----|----|----|-----|----|----|----|----|----|----|----|----|----|------|------|---------|------|
| 2017 | LA | .314 | 78 | 137 | 23 | 43 | 17  | 8  | 1  | 2  | 13 | 28 | 3  | 1  | 22 | 59 | .431 | .373 | .789    | 22.6 |
|      |    | .314 | 78 | 137 | 23 | 43 | 17  | 8  | 1  | 2  | 13 | 28 | 3  | 1  | 22 | 59 | .431 | .373 | .789    | 22.6 |

**FRAZIER,TODD**

| YR   | TM  | AVG  | GM  | AB   | R   | H   | RBI | DB  | TR | HR | BB  | SO  | SB | DP | GS  | TB  | SLG  | OBA  | Tot Avg | RC    |
|------|-----|------|-----|------|-----|-----|-----|-----|----|----|-----|-----|----|----|-----|-----|------|------|---------|-------|
| 2012 | MIL | .129 | 21  | 31   | 4   | 4   | 4   | 2   | 1  | 1  | 1   | 10  | 0  | 0  | 4   | 11  | .355 | .156 | .444    | 1.7   |
| 2013 | STL | .250 | 74  | 248  | 41  | 62  | 41  | 20  | 3  | 11 | 30  | 66  | 0  | 2  | 63  | 121 | .488 | .331 | .803    | 40.0  |
| 2014 | STL | .201 | 87  | 254  | 35  | 51  | 39  | 22  | 0  | 12 | 34  | 67  | 2  | 8  | 73  | 109 | .429 | .295 | .687    | 32.5  |
| 2015 | PHI | .249 | 93  | 358  | 60  | 89  | 54  | 27  | 0  | 19 | 35  | 86  | 12 | 4  | 92  | 173 | .483 | .316 | .806    | 56.7  |
| 2016 | STL | .259 | 88  | 286  | 41  | 74  | 45  | 24  | 0  | 17 | 15  | 66  | 5  | 5  | 87  | 149 | .521 | .296 | .779    | 44.9  |
| 2017 | MIL | .251 | 86  | 287  | 44  | 72  | 53  | 16  | 0  | 22 | 16  | 84  | 5  | 4  | 77  | 154 | .537 | .290 | .799    | 45.5  |
|      |     | .240 | 449 | 1464 | 225 | 352 | 236 | 111 | 4  | 82 | 131 | 379 | 24 | 23 | 396 | 717 | .490 | .303 | .768    | 221.1 |

**FREEMAN,FREDDIE**

| YR   | TM  | AVG  | GM  | AB   | R   | H   | RBI | DB  | TR | HR | BB  | SO  | SB | DP | GS  | TB  | SLG  | OBA  | Tot Avg | RC    |
|------|-----|------|-----|------|-----|-----|-----|-----|----|----|-----|-----|----|----|-----|-----|------|------|---------|-------|
| 2012 | NYM | .272 | 94  | 360  | 49  | 98  | 48  | 27  | 0  | 12 | 38  | 85  | 0  | 5  | 90  | 161 | .447 | .342 | .745    | 55.0  |
| 2013 | NYM | .249 | 88  | 301  | 28  | 75  | 28  | 23  | 1  | 11 | 24  | 69  | 0  | 4  | 81  | 133 | .442 | .305 | .683    | 40.5  |
| 2014 | NYM | .270 | 96  | 341  | 43  | 92  | 44  | 14  | 0  | 13 | 36  | 83  | 0  | 1  | 88  | 145 | .425 | .340 | .724    | 49.2  |
| 2015 | NYM | .205 | 94  | 332  | 32  | 68  | 43  | 20  | 2  | 11 | 47  | 109 | 0  | 9  | 94  | 125 | .377 | .303 | .630    | 37.9  |
| 2016 | NYM | .212 | 73  | 236  | 17  | 50  | 29  | 20  | 0  | 7  | 33  | 66  | 4  | 4  | 67  | 91  | .386 | .309 | .674    | 28.8  |
| 2017 | NYM | .285 | 94  | 340  | 56  | 97  | 70  | 26  | 1  | 21 | 49  | 87  | 1  | 5  | 94  | 188 | .553 | .375 | .960    | 70.8  |
|      |     | .251 | 539 | 1910 | 225 | 480 | 262 | 130 | 4  | 75 | 227 | 499 | 5  | 28 | 514 | 843 | .441 | .331 | .737    | 279.8 |

**FREESE,DAVID**

| YR   | TM  | AVG  | GM  | AB   | R   | H   | RBI | DB | TR | HR | BB  | SO  | SB | DP | GS  | TB  | SLG  | OBA  | Tot Avg | RC    |
|------|-----|------|-----|------|-----|-----|-----|----|----|----|-----|-----|----|----|-----|-----|------|------|---------|-------|
| 2011 | CHI | .250 | 58  | 148  | 11  | 37  | 15  | 7  | 1  | 3  | 9   | 34  | 0  | 3  | 32  | 55  | .372 | .293 | .561    | 16.1  |
| 2012 | CHI | .217 | 71  | 221  | 23  | 48  | 25  | 10 | 1  | 5  | 13  | 48  | 0  | 7  | 51  | 75  | .339 | .261 | .489    | 19.6  |
| 2013 | CHI | .238 | 86  | 298  | 37  | 71  | 41  | 16 | 1  | 14 | 34  | 76  | 1  | 10 | 79  | 131 | .440 | .316 | .700    | 41.6  |
| 2014 | CHI | .214 | 79  | 243  | 18  | 52  | 18  | 15 | 2  | 1  | 36  | 53  | 2  | 11 | 73  | 74  | .305 | .315 | .554    | 23.7  |
| 2015 | CHI | .221 | 79  | 249  | 24  | 55  | 26  | 12 | 1  | 7  | 27  | 67  | 1  | 8  | 72  | 90  | .361 | .297 | .584    | 26.9  |
| 2016 | CHI | .205 | 63  | 210  | 19  | 43  | 24  | 19 | 0  | 6  | 14  | 51  | 0  | 4  | 56  | 80  | .381 | .254 | .550    | 20.4  |
| 2017 | CHI | .201 | 50  | 139  | 13  | 28  | 17  | 8  | 0  | 3  | 15  | 44  | 0  | 1  | 36  | 45  | .324 | .279 | .536    | 12.6  |
|      |     | .221 | 486 | 1508 | 145 | 334 | 166 | 87 | 6  | 39 | 148 | 373 | 4  | 44 | 399 | 550 | .365 | .291 | .576    | 160.7 |

**GALVIS,FREDDY**

| YR   | TM  | AVG  | GM  | AB  | R  | H  | RBI | DB | TR | HR | BB | SO | SB | DP | GS | TB | SLG  | OBA  | Tot Avg | RC   |
|------|-----|------|-----|-----|----|----|-----|----|----|----|----|----|----|----|----|----|------|------|---------|------|
| 2013 | WAS | .200 | 33  | 15  | 13 | 3  | 0   | 1  | 0  | 0  | 0  | 6  | 0  | 0  | 2  | 4  | .267 | .200 | .333    | 0.8  |
| 2014 | WAS | .148 | 50  | 27  | 2  | 4  | 4   | 2  | 0  | 1  | 1  | 8  | 0  | 1  | 0  | 9  | .333 | .179 | .417    | 1.6  |
| 2015 | WAS | .000 | 1   | 0   | 0  | 0  | 0   | 0  | 0  | 0  | 0  | 0  | 0  | 0  | 0  | 0  | .000 | .000 | .000    | 0.0  |
| 2016 | WAS | .188 | 7   | 16  | 0  | 3  | 2   | 0  | 0  | 0  | 1  | 4  | 0  | 0  | 7  | 3  | .188 | .235 | .308    | 0.7  |
| 2017 | WAS | .228 | 26  | 101 | 12 | 23 | 11  | 8  | 0  | 6  | 4  | 23 | 2  | 1  | 26 | 49 | .485 | .257 | .696    | 12.9 |
|      |     | .208 | 117 | 159 | 27 | 33 | 17  | 11 | 0  | 7  | 6  | 41 | 2  | 2  | 35 | 65 | .409 | .236 | .570    | 15.6 |

**GARCIA,ADONIS**

| YR   | TM  | AVG  | GM | AB | R | H  | RBI | DB | TR | HR | BB | SO | SB | DP | GS | TB | SLG  | OBA  | Tot Avg | RC  |
|------|-----|------|----|----|---|----|-----|----|----|----|----|----|----|----|----|----|------|------|---------|-----|
| 2016 | PHI | .179 | 20 | 56 | 5 | 10 | 12  | 2  | 4  | 1  | 2  | 17 | 0  | 2  | 12 | 23 | .411 | .207 | .521    | 4.8 |
| 2017 | WAS | .000 | 2  | 2  | 0 | 0  | 0   | 0  | 0  | 0  | 0  | 0  | 0  | 0  | 0  | 0  | .000 | .000 | .000    | 0.0 |
|      |     | .172 | 22 | 58 | 5 | 10 | 12  | 2  | 4  | 1  | 2  | 17 | 0  | 2  | 12 | 23 | .397 | .200 | .500    | 4.6 |

**GARCIA,GREG**

| YR   | TM  | AVG  | GM | AB  | R  | H  | RBI | DB | TR | HR | BB | SO | SB | DP | GS | TB | SLG  | OBA  | Tot Avg | RC   |
|------|-----|------|----|-----|----|----|-----|----|----|----|----|----|----|----|----|----|------|------|---------|------|
| 2017 | ATL | .252 | 56 | 147 | 21 | 37 | 14  | 7  | 0  | 1  | 20 | 36 | 1  | 2  | 36 | 47 | .320 | .341 | .607    | 16.2 |



**DVAL HITTER REGISTRY**

.252 56 147 21 37 14 7 0 1 20 36 1 2 36 47 .320 .341 .607 16.2

**GATTIS, EVAN**

| YR   | TM | AVG  | GM  | AB  | R  | H   | RBI | DB | TR | HR | BB | SO  | SB | DP | GS  | TB  | SLG  | OBA  | Tot Avg | RC    |
|------|----|------|-----|-----|----|-----|-----|----|----|----|----|-----|----|----|-----|-----|------|------|---------|-------|
| 2014 | LA | .223 | 73  | 220 | 18 | 49  | 36  | 13 | 1  | 10 | 10 | 51  | 0  | 5  | 53  | 94  | .427 | .257 | .591    | 24.1  |
| 2015 | LA | .230 | 74  | 230 | 31 | 53  | 55  | 14 | 1  | 18 | 10 | 62  | 0  | 2  | 56  | 123 | .535 | .263 | .743    | 32.3  |
| 2016 | LA | .217 | 64  | 129 | 11 | 28  | 19  | 5  | 3  | 5  | 11 | 33  | 0  | 5  | 26  | 54  | .419 | .279 | .613    | 15.0  |
| 2017 | LA | .255 | 90  | 290 | 34 | 74  | 53  | 20 | 0  | 18 | 23 | 81  | 0  | 6  | 70  | 148 | .510 | .310 | .770    | 45.9  |
|      |    | .235 | 301 | 869 | 94 | 204 | 163 | 52 | 5  | 51 | 54 | 227 | 0  | 18 | 205 | 419 | .482 | .280 | .693    | 117.1 |

**GOLDSCHMIDT, PAUL**

| YR   | TM  | AVG  | GM  | AB   | R   | H   | RBI | DB  | TR | HR  | BB  | SO  | SB | DP | GS  | TB  | SLG  | OBA  | Tot Avg | RC    |
|------|-----|------|-----|------|-----|-----|-----|-----|----|-----|-----|-----|----|----|-----|-----|------|------|---------|-------|
| 2012 | MIL | .226 | 58  | 115  | 16  | 26  | 21  | 4   | 0  | 9   | 12  | 38  | 2  | 1  | 25  | 57  | .496 | .299 | .789    | 17.4  |
| 2013 | MIL | .265 | 90  | 324  | 55  | 86  | 68  | 30  | 1  | 24  | 41  | 82  | 8  | 6  | 82  | 190 | .586 | .348 | .980    | 67.6  |
| 2014 | MIL | .255 | 94  | 373  | 55  | 95  | 59  | 29  | 0  | 22  | 31  | 92  | 6  | 10 | 94  | 190 | .509 | .312 | .788    | 60.3  |
| 2015 | MIL | .272 | 89  | 272  | 38  | 74  | 51  | 33  | 0  | 10  | 28  | 75  | 9  | 5  | 67  | 137 | .504 | .340 | .857    | 48.3  |
| 2016 | STL | .318 | 94  | 362  | 79  | 115 | 78  | 39  | 1  | 24  | 54  | 95  | 18 | 10 | 94  | 228 | .630 | .406 | 1.167   | 96.6  |
| 2017 | STL | .290 | 94  | 366  | 69  | 106 | 51  | 21  | 0  | 15  | 76  | 100 | 30 | 4  | 94  | 172 | .470 | .412 | 1.053   | 77.6  |
|      |     | .277 | 519 | 1812 | 312 | 502 | 328 | 156 | 2  | 104 | 242 | 482 | 73 | 36 | 456 | 974 | .538 | .362 | .958    | 367.3 |

**GOMEZ, CARLOS**

| YR   | TM  | AVG  | GM  | AB   | R   | H   | RBI | DB | TR | HR | BB  | SO  | SB | DP | GS  | TB  | SLG  | OBA  | Tot Avg | RC    |
|------|-----|------|-----|------|-----|-----|-----|----|----|----|-----|-----|----|----|-----|-----|------|------|---------|-------|
| 2008 | PHI | .000 | 0   | 0    | 0   | 0   | 0   | 0  | 0  | 0  | 0   | 0   | 0  | 0  | 0   | 0   | .000 | .000 | .000    | 0.0   |
| 2009 | PHI | .204 | 42  | 93   | 8   | 19  | 1   | 4  | 0  | 0  | 1   | 29  | 9  | 0  | 24  | 23  | .247 | .213 | .446    | 5.9   |
| 2010 | STL | .159 | 53  | 132  | 9   | 21  | 10  | 12 | 1  | 0  | 11  | 24  | 4  | 3  | 41  | 35  | .265 | .224 | .439    | 8.3   |
| 2011 | STL | .182 | 12  | 11   | 3   | 2   | 1   | 0  | 1  | 0  | 1   | 1   | 0  | 0  | 1   | 4   | .364 | .250 | .556    | 1.0   |
| 2014 | PIT | .265 | 91  | 332  | 50  | 88  | 44  | 13 | 13 | 9  | 13  | 69  | 20 | 7  | 83  | 154 | .464 | .293 | .745    | 48.3  |
| 2015 | PIT | .258 | 93  | 364  | 57  | 94  | 32  | 17 | 4  | 8  | 27  | 87  | 23 | 3  | 90  | 143 | .393 | .309 | .707    | 48.2  |
| 2016 | PIT | .250 | 69  | 252  | 23  | 63  | 17  | 21 | 2  | 4  | 20  | 59  | 5  | 7  | 67  | 100 | .397 | .305 | .638    | 31.4  |
| 2017 | PIT | .220 | 67  | 241  | 36  | 53  | 33  | 19 | 2  | 6  | 27  | 86  | 9  | 4  | 63  | 94  | .390 | .299 | .677    | 29.5  |
|      |     | .239 | 427 | 1425 | 186 | 340 | 138 | 86 | 23 | 27 | 100 | 355 | 70 | 24 | 369 | 553 | .388 | .289 | .652    | 170.7 |

**GONZALEZ, ADRIAN**

| YR   | TM  | AVG  | GM  | AB   | R   | H   | RBI | DB  | TR | HR  | BB  | SO  | SB | DP | GS  | TB   | SLG  | OBA  | Tot Avg | RC    |
|------|-----|------|-----|------|-----|-----|-----|-----|----|-----|-----|-----|----|----|-----|------|------|------|---------|-------|
| 2007 | SD  | .263 | 37  | 76   | 9   | 20  | 8   | 5   | 0  | 3   | 3   | 11  | 0  | 1  | 16  | 34   | .447 | .291 | .649    | 9.9   |
| 2008 | CHI | .241 | 75  | 270  | 29  | 65  | 38  | 14  | 2  | 12  | 17  | 60  | 0  | 0  | 67  | 119  | .441 | .286 | .663    | 34.0  |
| 2009 | CHI | .309 | 94  | 349  | 46  | 108 | 66  | 19  | 1  | 21  | 32  | 86  | 0  | 9  | 94  | 192  | .550 | .367 | .896    | 70.6  |
| 2010 | MIL | .226 | 94  | 323  | 50  | 73  | 67  | 15  | 3  | 18  | 82  | 69  | 1  | 10 | 94  | 148  | .458 | .383 | .888    | 56.9  |
| 2011 | STL | .220 | 94  | 355  | 49  | 78  | 51  | 18  | 0  | 17  | 54  | 81  | 1  | 5  | 94  | 147  | .414 | .323 | .716    | 47.6  |
| 2012 | STL | .289 | 94  | 363  | 52  | 105 | 74  | 33  | 0  | 18  | 46  | 67  | 0  | 16 | 94  | 192  | .529 | .369 | .869    | 70.9  |
| 2013 | STL | .262 | 94  | 378  | 49  | 99  | 79  | 35  | 0  | 13  | 37  | 68  | 0  | 4  | 94  | 173  | .458 | .328 | .742    | 56.7  |
| 2014 | STL | .303 | 94  | 356  | 48  | 108 | 64  | 22  | 0  | 16  | 36  | 57  | 0  | 5  | 91  | 178  | .500 | .367 | .846    | 65.4  |
| 2015 | ATL | .251 | 93  | 354  | 31  | 89  | 57  | 31  | 0  | 14  | 23  | 68  | 0  | 11 | 92  | 162  | .458 | .297 | .670    | 48.1  |
| 2016 | MIL | .260 | 92  | 346  | 41  | 90  | 58  | 25  | 0  | 16  | 27  | 75  | 1  | 8  | 90  | 163  | .471 | .314 | .723    | 51.3  |
| 2017 | MIL | .239 | 79  | 276  | 27  | 66  | 29  | 16  | 0  | 6   | 23  | 65  | 0  | 9  | 73  | 100  | .362 | .298 | .562    | 29.8  |
|      |     | .261 | 940 | 3446 | 431 | 901 | 591 | 233 | 6  | 154 | 380 | 707 | 3  | 78 | 899 | 1608 | .467 | .335 | .759    | 538.9 |

**GORDON, DEE**

| YR   | TM | AVG  | GM  | AB  | R   | H   | RBI | DB | TR | HR | BB | SO  | SB | DP | GS  | TB  | SLG  | OBA  | Tot Avg | RC    |
|------|----|------|-----|-----|-----|-----|-----|----|----|----|----|-----|----|----|-----|-----|------|------|---------|-------|
| 2012 | SD | .400 | 54  | 90  | 19  | 36  | 8   | 4  | 0  | 0  | 3  | 15  | 16 | 1  | 12  | 40  | .444 | .419 | 1.073   | 20.5  |
| 2013 | SD | .000 | 3   | 2   | 1   | 0   | 0   | 0  | 0  | 0  | 0  | 1   | 0  | 0  | 0   | 0   | .000 | .000 | .000    | 0.0   |
| 2014 | SD | .000 | 0   | 0   | 0   | 0   | 0   | 0  | 0  | 0  | 0  | 0   | 0  | 0  | 0   | 0   | .000 | .000 | .000    | 0.0   |
| 2015 | SD | .235 | 92  | 387 | 49  | 91  | 21  | 14 | 12 | 4  | 14 | 88  | 28 | 3  | 91  | 141 | .364 | .262 | .612    | 41.0  |
| 2016 | SD | .317 | 93  | 404 | 57  | 128 | 27  | 12 | 3  | 4  | 16 | 67  | 38 | 4  | 91  | 158 | .391 | .343 | .757    | 61.3  |
| 2017 | SD | .309 | 39  | 94  | 13  | 29  | 7   | 2  | 1  | 0  | 9  | 19  | 16 | 1  | 28  | 33  | .351 | .369 | .879    | 15.4  |
|      |    | .291 | 281 | 977 | 139 | 284 | 63  | 32 | 16 | 8  | 42 | 190 | 98 | 9  | 222 | 372 | .381 | .320 | .729    | 136.3 |

**DVAL HITTER REGISTRY**

**GOSSELIN, PHILIP**

| YR   | TM  | AVG  | GM  | AB  | R  | H  | RBI | DB | TR | HR | BB | SO | SB | DP | GS | TB  | SLG  | OBA  | Tot Avg | RC   |
|------|-----|------|-----|-----|----|----|-----|----|----|----|----|----|----|----|----|-----|------|------|---------|------|
| 2015 | PHI | .208 | 29  | 48  | 10 | 10 | 4   | 0  | 0  | 0  | 0  | 10 | 3  | 2  | 13 | 10  | .208 | .208 | .325    | 2.4  |
| 2016 | PHI | .349 | 57  | 106 | 24 | 37 | 25  | 6  | 1  | 12 | 6  | 21 | 2  | 0  | 17 | 81  | .764 | .384 | 1.290   | 31.5 |
| 2017 | PHI | .223 | 53  | 148 | 10 | 33 | 12  | 7  | 0  | 2  | 3  | 35 | 4  | 1  | 34 | 46  | .311 | .238 | .457    | 11.5 |
|      |     | .265 | 139 | 302 | 44 | 80 | 41  | 13 | 1  | 14 | 9  | 66 | 9  | 3  | 64 | 137 | .454 | .286 | .689    | 40.6 |

**GRANDAL, YASMANI**

| YR   | TM  | AVG  | GM  | AB  | R  | H   | RBI | DB | TR | HR | BB  | SO  | SB | DP | GS  | TB  | SLG  | OBA  | Tot Avg | RC   |
|------|-----|------|-----|-----|----|-----|-----|----|----|----|-----|-----|----|----|-----|-----|------|------|---------|------|
| 2013 | CIN | .242 | 57  | 124 | 10 | 30  | 19  | 8  | 0  | 4  | 22  | 24  | 0  | 1  | 32  | 50  | .403 | .356 | .758    | 17.8 |
| 2014 | CIN | .063 | 23  | 16  | 0  | 1   | 0   | 1  | 0  | 0  | 8   | 3   | 0  | 0  | 1   | 2   | .125 | .375 | .667    | 0.8  |
| 2015 | SD  | .234 | 64  | 145 | 11 | 34  | 12  | 11 | 1  | 4  | 28  | 31  | 3  | 2  | 45  | 59  | .407 | .358 | .796    | 21.7 |
| 2016 | SD  | .134 | 64  | 187 | 13 | 25  | 18  | 4  | 0  | 6  | 27  | 47  | 2  | 3  | 54  | 47  | .251 | .243 | .461    | 11.7 |
| 2017 | SD  | .205 | 76  | 210 | 30 | 43  | 42  | 7  | 0  | 19 | 40  | 64  | 0  | 3  | 62  | 107 | .510 | .332 | .865    | 35.5 |
|      |     | .195 | 284 | 682 | 64 | 133 | 91  | 31 | 1  | 33 | 125 | 169 | 5  | 9  | 194 | 265 | .389 | .320 | .708    | 85.6 |

**GRANDERSON, CURTIS**

| YR   | TM  | AVG  | GM  | AB  | R  | H   | RBI | DB | TR | HR | BB | SO  | SB | DP | GS  | TB  | SLG  | OBA  | Tot Avg | RC   |
|------|-----|------|-----|-----|----|-----|-----|----|----|----|----|-----|----|----|-----|-----|------|------|---------|------|
| 2015 | PHI | .313 | 5   | 16  | 3  | 5   | 5   | 3  | 0  | 1  | 4  | 4   | 0  | 0  | 4   | 11  | .688 | .450 | 1.364   | 5.0  |
| 2016 | PHI | .278 | 94  | 342 | 58 | 95  | 49  | 20 | 0  | 20 | 46 | 99  | 3  | 4  | 94  | 175 | .512 | .363 | .892    | 64.2 |
| 2017 | PHI | .167 | 78  | 245 | 26 | 41  | 23  | 6  | 2  | 8  | 31 | 60  | 2  | 5  | 66  | 75  | .306 | .261 | .517    | 19.9 |
|      |     | .234 | 177 | 603 | 87 | 141 | 77  | 29 | 2  | 29 | 81 | 163 | 5  | 9  | 164 | 261 | .433 | .325 | .737    | 85.6 |

**GREGORIUS, DIDI**

| YR   | TM  | AVG  | GM  | AB  | R   | H   | RBI | DB | TR | HR | BB | SO  | SB | DP | GS  | TB  | SLG  | OBA  | Tot Avg | RC   |
|------|-----|------|-----|-----|-----|-----|-----|----|----|----|----|-----|----|----|-----|-----|------|------|---------|------|
| 2014 | ATL | .220 | 57  | 182 | 17  | 40  | 13  | 9  | 1  | 3  | 13 | 51  | 2  | 1  | 47  | 60  | .330 | .272 | .524    | 16.6 |
| 2015 | ATL | .333 | 8   | 12  | 3   | 4   | 2   | 1  | 0  | 1  | 1  | 2   | 0  | 0  | 3   | 8   | .667 | .385 | 1.125   | 3.1  |
| 2016 | ATL | .248 | 90  | 351 | 39  | 87  | 30  | 16 | 3  | 6  | 20 | 68  | 6  | 5  | 90  | 127 | .362 | .288 | .569    | 37.6 |
| 2017 | ATL | .237 | 91  | 355 | 48  | 84  | 39  | 11 | 1  | 16 | 13 | 78  | 3  | 5  | 89  | 145 | .408 | .264 | .583    | 38.7 |
|      |     | .239 | 246 | 900 | 107 | 215 | 84  | 37 | 5  | 26 | 47 | 199 | 11 | 11 | 229 | 340 | .378 | .277 | .572    | 95.7 |

**GRICHUK, RANDAL**

| YR   | TM | AVG  | GM  | AB  | R  | H  | RBI | DB | TR | HR | BB | SO  | SB | DP | GS  | TB  | SLG  | OBA  | Tot Avg | RC   |
|------|----|------|-----|-----|----|----|-----|----|----|----|----|-----|----|----|-----|-----|------|------|---------|------|
| 2015 | SF | .000 | 0   | 0   | 0  | 0  | 0   | 0  | 0  | 0  | 0  | 0   | 0  | 0  | 0   | 0   | .000 | .000 | .000    | 0.0  |
| 2016 | SF | .207 | 78  | 222 | 30 | 46 | 23  | 18 | 3  | 7  | 12 | 87  | 2  | 3  | 49  | 91  | .410 | .248 | .587    | 22.8 |
| 2017 | SF | .213 | 73  | 197 | 27 | 42 | 22  | 15 | 0  | 8  | 21 | 56  | 2  | 3  | 52  | 81  | .411 | .289 | .658    | 23.7 |
|      |    | .210 | 151 | 419 | 57 | 88 | 45  | 33 | 3  | 15 | 33 | 143 | 4  | 6  | 101 | 172 | .411 | .268 | .620    | 46.6 |

**GYORKO, JEDD**

| YR   | TM | AVG  | GM  | AB  | R  | H  | RBI | DB | TR | HR | BB | SO  | SB | DP | GS | TB  | SLG  | OBA  | Tot Avg | RC   |
|------|----|------|-----|-----|----|----|-----|----|----|----|----|-----|----|----|----|-----|------|------|---------|------|
| 2014 | SD | .236 | 52  | 127 | 18 | 30 | 18  | 12 | 0  | 3  | 5  | 33  | 1  | 4  | 26 | 51  | .402 | .265 | .564    | 13.7 |
| 2015 | SD | .000 | 0   | 0   | 0  | 0  | 0   | 0  | 0  | 0  | 0  | 0   | 0  | 0  | 0  | 0   | .000 | .000 | .000    | 0.0  |
| 2016 | SD | .200 | 4   | 10  | 0  | 2  | 0   | 0  | 0  | 0  | 0  | 5   | 0  | 0  | 3  | 2   | .200 | .200 | .250    | 0.4  |
| 2017 | SD | .158 | 80  | 234 | 21 | 37 | 27  | 9  | 2  | 9  | 20 | 72  | 1  | 11 | 61 | 77  | .329 | .224 | .471    | 17.4 |
|      |    | .186 | 136 | 371 | 39 | 69 | 45  | 21 | 2  | 12 | 25 | 110 | 2  | 15 | 90 | 130 | .350 | .237 | .495    | 31.1 |

**HAMILTON, BILLY**

| YR   | TM  | AVG  | GM  | AB  | R   | H   | RBI | DB | TR | HR | BB | SO  | SB  | DP | GS  | TB  | SLG  | OBA  | Tot Avg | RC    |
|------|-----|------|-----|-----|-----|-----|-----|----|----|----|----|-----|-----|----|-----|-----|------|------|---------|-------|
| 2015 | STL | .223 | 90  | 363 | 44  | 81  | 24  | 15 | 5  | 8  | 25 | 90  | 57  | 5  | 88  | 130 | .358 | .273 | .739    | 44.1  |
| 2016 | STL | .271 | 73  | 214 | 32  | 58  | 13  | 9  | 1  | 0  | 20 | 57  | 55  | 1  | 52  | 69  | .322 | .333 | .917    | 33.1  |
| 2017 | STL | .259 | 83  | 270 | 42  | 70  | 37  | 11 | 3  | 3  | 29 | 71  | 72  | 5  | 64  | 96  | .356 | .331 | .961    | 44.9  |
|      |     | .247 | 246 | 847 | 118 | 209 | 74  | 35 | 9  | 11 | 74 | 218 | 184 | 11 | 204 | 295 | .348 | .307 | .852    | 121.7 |

**HARPER, BRYCE**

| YR   | TM | AVG  | GM | AB  | R  | H  | RBI | DB | TR | HR | BB | SO | SB | DP | GS | TB  | SLG  | OBA  | Tot Avg | RC   |
|------|----|------|----|-----|----|----|-----|----|----|----|----|----|----|----|----|-----|------|------|---------|------|
| 2013 | LA | .261 | 90 | 360 | 52 | 94 | 58  | 20 | 8  | 14 | 24 | 70 | 19 | 6  | 84 | 172 | .478 | .307 | .790    | 56.1 |
| 2014 | LA | .250 | 90 | 296 | 46 | 74 | 55  | 20 | 2  | 16 | 30 | 70 | 5  | 5  | 70 | 146 | .493 | .319 | .797    | 47.5 |
| 2015 | LA | .246 | 85 | 260 | 36 | 64 | 32  | 10 | 0  | 8  | 12 | 65 | 0  | 2  | 55 | 98  | .377 | .279 | .556    | 27.4 |

**DVAL HITTER REGISTRY**

|      |    |      |     |      |     |     |     |     |    |    |     |     |    |    |     |     |      |      |       |       |
|------|----|------|-----|------|-----|-----|-----|-----|----|----|-----|-----|----|----|-----|-----|------|------|-------|-------|
| 2016 | LA | .273 | 92  | 322  | 65  | 88  | 56  | 32  | 2  | 22 | 74  | 92  | 9  | 5  | 92  | 190 | .590 | .409 | 1.142 | 79.8  |
| 2017 | LA | .213 | 93  | 343  | 48  | 73  | 34  | 18  | 0  | 12 | 46  | 72  | 15 | 6  | 88  | 127 | .370 | .306 | .681  | 41.4  |
|      |    | .249 | 450 | 1581 | 247 | 393 | 235 | 100 | 12 | 72 | 186 | 369 | 48 | 24 | 389 | 733 | .464 | .328 | .798  | 248.8 |

**HARRISON, JOSH**

| YR   | TM  | AVG  | GM  | AB  | R   | H   | RBI | DB | TR | HR | BB | SO  | SB | DP | GS  | TB  | SLG  | OBA  | Tot Avg | RC    |
|------|-----|------|-----|-----|-----|-----|-----|----|----|----|----|-----|----|----|-----|-----|------|------|---------|-------|
| 2015 | PHI | .328 | 91  | 348 | 57  | 114 | 61  | 26 | 6  | 14 | 8  | 45  | 16 | 3  | 77  | 194 | .557 | .343 | .920    | 69.5  |
| 2016 | PHI | .211 | 43  | 114 | 8   | 24  | 7   | 7  | 0  | 0  | 2  | 25  | 4  | 1  | 30  | 31  | .272 | .224 | .407    | 7.4   |
| 2017 | PHI | .318 | 83  | 321 | 48  | 102 | 27  | 9  | 7  | 2  | 7  | 42  | 21 | 6  | 73  | 131 | .408 | .332 | .707    | 47.4  |
|      |     | .307 | 217 | 783 | 113 | 240 | 95  | 42 | 13 | 16 | 17 | 112 | 41 | 10 | 180 | 356 | .455 | .321 | .749    | 121.6 |

**HEADLEY, CHASE**

| YR   | TM  | AVG  | GM  | AB   | R   | H   | RBI | DB  | TR | HR | BB  | SO  | SB | DP | GS  | TB  | SLG  | OBA  | Tot Avg | RC    |
|------|-----|------|-----|------|-----|-----|-----|-----|----|----|-----|-----|----|----|-----|-----|------|------|---------|-------|
| 2009 | PHI | .158 | 26  | 57   | 5   | 9   | 8   | 1   | 0  | 1  | 8   | 20  | 1  | 1  | 14  | 13  | .228 | .262 | .449    | 3.5   |
| 2010 | CHI | .236 | 74  | 246  | 15  | 58  | 26  | 24  | 1  | 2  | 27  | 48  | 3  | 7  | 70  | 90  | .366 | .311 | .615    | 28.5  |
| 2011 | CHI | .240 | 69  | 233  | 27  | 56  | 37  | 16  | 1  | 7  | 18  | 57  | 3  | 5  | 62  | 95  | .408 | .295 | .637    | 28.5  |
| 2012 | MIL | .215 | 71  | 186  | 17  | 40  | 16  | 19  | 2  | 2  | 16  | 47  | 4  | 2  | 37  | 69  | .371 | .277 | .601    | 19.7  |
| 2013 | CIN | .248 | 94  | 383  | 69  | 95  | 50  | 25  | 0  | 19 | 32  | 103 | 10 | 4  | 94  | 177 | .462 | .306 | .750    | 55.8  |
| 2014 | CIN | .215 | 87  | 274  | 28  | 59  | 30  | 17  | 2  | 6  | 22  | 94  | 3  | 1  | 73  | 98  | .358 | .274 | .569    | 27.3  |
| 2015 | ATL | .201 | 84  | 273  | 25  | 55  | 28  | 10  | 1  | 9  | 19  | 76  | 4  | 10 | 74  | 94  | .344 | .253 | .513    | 24.4  |
| 2016 | ATL | .234 | 93  | 312  | 36  | 73  | 27  | 18  | 0  | 5  | 31  | 75  | 1  | 8  | 90  | 106 | .340 | .303 | .559    | 32.3  |
| 2017 | ATL | .182 | 3   | 11   | 0   | 2   | 0   | 0   | 0  | 0  | 1   | 5   | 0  | 0  | 3   | 2   | .182 | .250 | .333    | 0.5   |
|      |     | .226 | 601 | 1975 | 222 | 447 | 222 | 130 | 7  | 51 | 174 | 525 | 29 | 38 | 517 | 744 | .377 | .289 | .605    | 219.6 |

**HECHAVARRIA, ADEINY**

| YR   | TM  | AVG  | GM  | AB  | R  | H   | RBI | DB | TR | HR | BB | SO  | SB | DP | GS  | TB  | SLG  | OBA  | Tot Avg | RC   |
|------|-----|------|-----|-----|----|-----|-----|----|----|----|----|-----|----|----|-----|-----|------|------|---------|------|
| 2014 | SF  | .238 | 14  | 21  | 2  | 5   | 1   | 1  | 1  | 0  | 1  | 6   | 1  | 0  | 6   | 8   | .381 | .273 | .625    | 2.3  |
| 2015 | SF  | .231 | 81  | 234 | 20 | 54  | 23  | 8  | 3  | 1  | 10 | 40  | 1  | 3  | 57  | 71  | .303 | .262 | .448    | 18.8 |
| 2016 | SF  | .266 | 79  | 259 | 20 | 69  | 30  | 8  | 2  | 4  | 7  | 46  | 2  | 3  | 68  | 93  | .359 | .286 | .528    | 26.9 |
| 2017 | STL | .114 | 46  | 35  | 2  | 4   | 4   | 2  | 0  | 0  | 2  | 8   | 0  | 0  | 1   | 6   | .171 | .162 | .258    | 1.0  |
|      |     | .240 | 220 | 549 | 44 | 132 | 58  | 19 | 6  | 5  | 20 | 100 | 4  | 6  | 132 | 178 | .324 | .267 | .478    | 48.1 |

**HERNANDEZ, CESAR**

| YR   | TM  | AVG  | GM  | AB  | R  | H   | RBI | DB | TR | HR | BB | SO  | SB | DP | GS  | TB  | SLG  | OBA  | Tot Avg | RC   |
|------|-----|------|-----|-----|----|-----|-----|----|----|----|----|-----|----|----|-----|-----|------|------|---------|------|
| 2016 | CHI | .161 | 68  | 168 | 14 | 27  | 10  | 9  | 0  | 0  | 14 | 45  | 5  | 3  | 34  | 36  | .214 | .225 | .382    | 8.7  |
| 2017 | CHI | .293 | 88  | 351 | 66 | 103 | 39  | 4  | 8  | 3  | 41 | 74  | 9  | 5  | 84  | 132 | .376 | .367 | .719    | 50.3 |
|      |     | .250 | 156 | 519 | 80 | 130 | 49  | 13 | 8  | 3  | 55 | 119 | 14 | 8  | 118 | 168 | .324 | .322 | .597    | 56.6 |

**HERRERA, DILSON**

| YR   | TM | AVG  | GM | AB | R | H | RBI | DB | TR | HR | BB | SO | SB | DP | GS | TB | SLG  | OBA  | Tot Avg | RC  |
|------|----|------|----|----|---|---|-----|----|----|----|----|----|----|----|----|----|------|------|---------|-----|
| 2015 | SF | .125 | 8  | 8  | 1 | 1 | 0   | 0  | 0  | 0  | 2  | 0  | 0  | 1  | 1  | 1  | .125 | .300 | .375    | 0.3 |
| 2016 | SF | .000 | 0  | 0  | 0 | 0 | 0   | 0  | 0  | 0  | 0  | 0  | 0  | 0  | 0  | 0  | .000 | .000 | .000    | 0.0 |
| 2017 | SF | .000 | 0  | 0  | 0 | 0 | 0   | 0  | 0  | 0  | 0  | 0  | 0  | 0  | 0  | 0  | .000 | .000 | .000    | 0.0 |
|      |    | .125 | 8  | 8  | 1 | 1 | 0   | 0  | 0  | 0  | 2  | 0  | 0  | 1  | 1  | 1  | .125 | .300 | .375    | 0.3 |

**HERRERA, ODUBEL**

| YR   | TM  | AVG  | GM  | AB  | R   | H   | RBI | DB | TR | HR | BB | SO  | SB | DP | GS  | TB  | SLG  | OBA  | Tot Avg | RC   |
|------|-----|------|-----|-----|-----|-----|-----|----|----|----|----|-----|----|----|-----|-----|------|------|---------|------|
| 2016 | MIL | .224 | 83  | 294 | 38  | 66  | 21  | 13 | 2  | 3  | 27 | 74  | 16 | 0  | 69  | 92  | .313 | .290 | .592    | 29.2 |
| 2017 | MIL | .229 | 87  | 363 | 63  | 83  | 30  | 13 | 7  | 9  | 29 | 82  | 8  | 4  | 86  | 137 | .377 | .286 | .613    | 40.4 |
|      |     | .227 | 170 | 657 | 101 | 149 | 51  | 26 | 9  | 12 | 56 | 156 | 24 | 4  | 155 | 229 | .349 | .288 | .604    | 69.6 |

**HERRMANN, CHRIS**

| YR   | TM  | AVG  | GM | AB  | R  | H  | RBI | DB | TR | HR | BB | SO | SB | DP | GS | TB | SLG  | OBA  | Tot Avg | RC   |
|------|-----|------|----|-----|----|----|-----|----|----|----|----|----|----|----|----|----|------|------|---------|------|
| 2017 | CIN | .252 | 48 | 115 | 18 | 29 | 17  | 2  | 1  | 4  | 10 | 33 | 3  | 1  | 23 | 45 | .391 | .312 | .667    | 14.6 |
|      |     | .252 | 48 | 115 | 18 | 29 | 17  | 2  | 1  | 4  | 10 | 33 | 3  | 1  | 23 | 45 | .391 | .312 | .667    | 14.6 |

**HEYWARD, JASON**

| YR   | TM  | AVG  | GM | AB  | R  | H  | RBI | DB | TR | HR | BB | SO | SB | DP | GS | TB  | SLG  | OBA  | Tot Avg | RC   |
|------|-----|------|----|-----|----|----|-----|----|----|----|----|----|----|----|----|-----|------|------|---------|------|
| 2011 | MIL | .203 | 91 | 311 | 44 | 63 | 32  | 19 | 4  | 9  | 56 | 90 | 3  | 8  | 85 | 117 | .376 | .324 | .688    | 38.5 |

**DVAL HITTER REGISTRY**

|      |     |      |     |      |     |     |     |    |    |    |     |     |    |    |     |     |      |      |      |       |
|------|-----|------|-----|------|-----|-----|-----|----|----|----|-----|-----|----|----|-----|-----|------|------|------|-------|
| 2012 | CIN | .247 | 73  | 231  | 36  | 57  | 40  | 8  | 4  | 11 | 28  | 49  | 7  | 3  | 62  | 106 | .459 | .328 | .797 | 36.1  |
| 2013 | CIN | .243 | 93  | 370  | 59  | 90  | 72  | 23 | 2  | 17 | 20  | 104 | 18 | 0  | 92  | 168 | .454 | .282 | .736 | 50.2  |
| 2014 | CIN | .184 | 64  | 141  | 16  | 26  | 16  | 6  | 0  | 3  | 22  | 28  | 0  | 2  | 36  | 41  | .291 | .294 | .538 | 12.1  |
| 2015 | CIN | .224 | 93  | 339  | 43  | 76  | 39  | 16 | 2  | 7  | 29  | 61  | 19 | 2  | 91  | 117 | .345 | .285 | .623 | 36.4  |
| 2016 | CIN | .221 | 90  | 376  | 53  | 83  | 26  | 18 | 4  | 4  | 33  | 80  | 20 | 1  | 89  | 121 | .322 | .284 | .592 | 37.4  |
| 2017 | CIN | .000 | 2   | 1    | 0   | 0   | 0   | 0  | 0  | 0  | 0   | 0   | 0  | 0  | 0   | 0   | .000 | .000 | .000 | 0.0   |
|      |     | .223 | 506 | 1769 | 251 | 395 | 225 | 90 | 16 | 51 | 188 | 412 | 67 | 16 | 455 | 670 | .379 | .298 | .665 | 210.6 |

**HILL,AARON**

| YR   | TM  | AVG  | GM  | AB   | R   | H   | RBI | DB | TR | HR | BB | SO  | SB | DP | GS  | TB  | SLG  | OBA  | Tot Avg | RC    |
|------|-----|------|-----|------|-----|-----|-----|----|----|----|----|-----|----|----|-----|-----|------|------|---------|-------|
| 2012 | STL | .223 | 72  | 206  | 24  | 46  | 21  | 10 | 2  | 4  | 26 | 37  | 10 | 3  | 60  | 72  | .350 | .310 | .663    | 24.1  |
| 2013 | STL | .291 | 94  | 388  | 79  | 113 | 96  | 19 | 10 | 24 | 35 | 48  | 10 | 8  | 94  | 224 | .577 | .350 | .951    | 80.3  |
| 2014 | PHI | .310 | 76  | 226  | 39  | 70  | 45  | 11 | 0  | 13 | 17 | 35  | 1  | 5  | 51  | 120 | .531 | .358 | .857    | 43.2  |
| 2015 | PHI | .077 | 7   | 13   | 3   | 1   | 0   | 0  | 0  | 0  | 0  | 4   | 0  | 0  | 4   | 1   | .077 | .077 | .083    | 0.1   |
| 2016 | MIL | .221 | 60  | 145  | 19  | 32  | 17  | 13 | 0  | 2  | 14 | 25  | 4  | 5  | 42  | 51  | .352 | .289 | .585    | 15.4  |
| 2017 | MIL | .207 | 18  | 29   | 1   | 6   | 1   | 0  | 0  | 0  | 1  | 6   | 0  | 0  | 5   | 6   | .207 | .233 | .304    | 1.4   |
|      |     | .266 | 327 | 1007 | 165 | 268 | 180 | 53 | 12 | 43 | 93 | 155 | 25 | 21 | 256 | 474 | .471 | .328 | .779    | 160.1 |

**HUNDLEY,NICK**

| YR   | TM  | AVG  | GM  | AB   | R   | H   | RBI | DB | TR | HR | BB  | SO  | SB | DP | GS  | TB  | SLG  | OBA  | Tot Avg | RC    |
|------|-----|------|-----|------|-----|-----|-----|----|----|----|-----|-----|----|----|-----|-----|------|------|---------|-------|
| 2009 | STL | .255 | 40  | 94   | 6   | 24  | 13  | 6  | 2  | 5  | 12  | 27  | 0  | 3  | 29  | 49  | .521 | .340 | .836    | 16.6  |
| 2010 | STL | .271 | 40  | 118  | 11  | 32  | 13  | 8  | 0  | 3  | 14  | 37  | 0  | 1  | 40  | 49  | .415 | .348 | .724    | 17.1  |
| 2011 | PHI | .220 | 49  | 132  | 17  | 29  | 17  | 5  | 3  | 5  | 18  | 32  | 2  | 4  | 42  | 55  | .417 | .313 | .701    | 17.6  |
| 2012 | PHI | .296 | 78  | 206  | 32  | 61  | 27  | 15 | 6  | 7  | 12  | 48  | 0  | 3  | 43  | 109 | .529 | .335 | .818    | 36.5  |
| 2013 | PHI | .313 | 8   | 16   | 2   | 5   | 2   | 0  | 0  | 1  | 0   | 2   | 0  | 1  | 5   | 8   | .500 | .313 | .667    | 2.5   |
| 2014 | PHI | .194 | 71  | 191  | 14  | 37  | 17  | 11 | 0  | 8  | 9   | 44  | 1  | 6  | 57  | 72  | .377 | .230 | .513    | 16.7  |
| 2015 | PHI | .000 | 2   | 5    | 0   | 0   | 0   | 0  | 0  | 0  | 0   | 1   | 0  | 0  | 2   | 0   | .000 | .000 | .000    | 0.0   |
| 2016 | PHI | .354 | 81  | 237  | 37  | 84  | 49  | 16 | 8  | 10 | 11  | 39  | 4  | 9  | 54  | 146 | .616 | .383 | .994    | 56.8  |
| 2017 | PHI | .284 | 72  | 176  | 18  | 50  | 34  | 11 | 1  | 10 | 26  | 41  | 0  | 1  | 44  | 93  | .528 | .376 | .937    | 35.0  |
|      |     | .274 | 441 | 1175 | 137 | 322 | 172 | 72 | 20 | 49 | 102 | 271 | 7  | 28 | 316 | 581 | .494 | .332 | .783    | 194.2 |

**INCIARTE,ENDER**

| YR   | TM  | AVG  | GM  | AB  | R   | H   | RBI | DB | TR | HR | BB | SO  | SB | DP | GS  | TB  | SLG  | OBA  | Tot Avg | RC   |
|------|-----|------|-----|-----|-----|-----|-----|----|----|----|----|-----|----|----|-----|-----|------|------|---------|------|
| 2015 | ATL | .172 | 78  | 261 | 26  | 45  | 18  | 12 | 1  | 2  | 15 | 52  | 8  | 2  | 63  | 65  | .249 | .217 | .404    | 15.1 |
| 2016 | ATL | .260 | 83  | 331 | 39  | 86  | 24  | 20 | 1  | 4  | 20 | 61  | 20 | 0  | 78  | 120 | .363 | .302 | .653    | 39.6 |
| 2017 | ATL | .242 | 89  | 343 | 37  | 83  | 35  | 16 | 3  | 1  | 29 | 51  | 12 | 5  | 81  | 108 | .315 | .301 | .562    | 34.5 |
|      |     | .229 | 250 | 935 | 102 | 214 | 77  | 48 | 5  | 7  | 64 | 164 | 40 | 7  | 222 | 293 | .313 | .278 | .545    | 87.7 |

**JACKSON,AUSTIN**

| YR   | TM  | AVG  | GM  | AB  | R  | H  | RBI | DB | TR | HR | BB | SO  | SB | DP | GS | TB  | SLG  | OBA  | Tot Avg | RC   |
|------|-----|------|-----|-----|----|----|-----|----|----|----|----|-----|----|----|----|-----|------|------|---------|------|
| 2016 | MIL | .202 | 79  | 248 | 25 | 50 | 24  | 11 | 3  | 5  | 12 | 78  | 9  | 2  | 61 | 82  | .331 | .238 | .515    | 20.7 |
| 2017 | MIL | .177 | 48  | 113 | 8  | 20 | 6   | 4  | 2  | 0  | 8  | 26  | 1  | 2  | 24 | 28  | .248 | .231 | .389    | 6.6  |
|      |     | .194 | 127 | 361 | 33 | 70 | 30  | 15 | 5  | 5  | 20 | 104 | 10 | 4  | 85 | 110 | .305 | .236 | .475    | 27.3 |

**JANKOWSKI,TRAVIS**

| YR   | TM  | AVG  | GM | AB | R  | H  | RBI | DB | TR | HR | BB | SO | SB | DP | GS | TB | SLG  | OBA  | Tot Avg | RC   |
|------|-----|------|----|----|----|----|-----|----|----|----|----|----|----|----|----|----|------|------|---------|------|
| 2017 | PHI | .284 | 28 | 74 | 11 | 21 | 3   | 0  | 2  | 0  | 13 | 23 | 9  | 1  | 18 | 25 | .338 | .391 | .870    | 11.7 |
|      |     | .284 | 28 | 74 | 11 | 21 | 3   | 0  | 2  | 0  | 13 | 23 | 9  | 1  | 18 | 25 | .338 | .391 | .870    | 11.7 |

**JASO,JOHN**

| YR   | TM  | AVG  | GM | AB  | R | H  | RBI | DB | TR | HR | BB | SO | SB | DP | GS | TB | SLG  | OBA  | Tot Avg | RC  |
|------|-----|------|----|-----|---|----|-----|----|----|----|----|----|----|----|----|----|------|------|---------|-----|
| 2017 | PHI | .175 | 35 | 114 | 9 | 20 | 7   | 5  | 0  | 0  | 7  | 23 | 0  | 2  | 33 | 25 | .219 | .223 | .333    | 5.6 |
|      |     | .175 | 35 | 114 | 9 | 20 | 7   | 5  | 0  | 0  | 7  | 23 | 0  | 2  | 33 | 25 | .219 | .223 | .333    | 5.6 |

**JAY,JON**

| YR   | TM  | AVG  | GM | AB  | R  | H  | RBI | DB | TR | HR | BB | SO | SB | DP | GS | TB  | SLG  | OBA  | Tot Avg | RC   |
|------|-----|------|----|-----|----|----|-----|----|----|----|----|----|----|----|----|-----|------|------|---------|------|
| 2011 | STL | .095 | 18 | 21  | 2  | 2  | 3   | 2  | 0  | 0  | 1  | 1  | 0  | 0  | 2  | 4   | .190 | .136 | .263    | 0.5  |
| 2012 | MIL | .252 | 93 | 357 | 42 | 90 | 48  | 22 | 1  | 13 | 24 | 66 | 4  | 3  | 92 | 153 | .429 | .299 | .670    | 46.4 |
| 2013 | MIL | .241 | 83 | 303 | 46 | 73 | 28  | 14 | 3  | 2  | 30 | 47 | 11 | 4  | 70 | 99  | .327 | .309 | .598    | 32.5 |

**DVAL HITTER REGISTRY**

|      |     |      |     |      |     |     |     |    |   |    |     |     |    |    |     |     |       |      |       |       |
|------|-----|------|-----|------|-----|-----|-----|----|---|----|-----|-----|----|----|-----|-----|-------|------|-------|-------|
| 2014 | MIL | .243 | 92  | 367  | 51  | 89  | 19  | 24 | 0 | 4  | 33  | 85  | 7  | 6  | 91  | 125 | .341  | .305 | .581  | 39.3  |
| 2015 | MIL | .258 | 77  | 279  | 37  | 72  | 12  | 8  | 2 | 0  | 18  | 57  | 3  | 4  | 66  | 84  | .301  | .303 | .498  | 26.0  |
| 2016 | ATL | .250 | 6   | 4    | 3   | 1   | 1   | 0  | 0 | 1  | 1   | 1   | 0  | 0  | 0   | 4   | 1.000 | .400 | 1.667 | 1.6   |
| 2017 | ATL | .188 | 63  | 186  | 15  | 35  | 15  | 13 | 0 | 2  | 19  | 51  | 1  | 5  | 52  | 54  | .290  | .263 | .474  | 14.4  |
|      |     | .239 | 432 | 1517 | 196 | 362 | 126 | 83 | 6 | 22 | 126 | 308 | 26 | 22 | 373 | 523 | .345  | .297 | .573  | 159.6 |

**JOSEPH,TOMMY**

| YR   | TM | AVG  | GM | AB  | R  | H  | RBI | DB | TR | HR | BB | SO | SB | DP | GS | TB | SLG  | OBA  | Tot Avg | RC   |
|------|----|------|----|-----|----|----|-----|----|----|----|----|----|----|----|----|----|------|------|---------|------|
| 2017 | LA | .246 | 68 | 203 | 20 | 50 | 30  | 13 | 0  | 10 | 11 | 47 | 0  | 6  | 49 | 93 | .458 | .285 | .654    | 26.5 |
|      |    | .246 | 68 | 203 | 20 | 50 | 30  | 13 | 0  | 10 | 11 | 47 | 0  | 6  | 49 | 93 | .458 | .285 | .654    | 26.5 |

**JOYCE,MATTHEW**

| YR   | TM  | AVG  | GM | AB | R | H | RBI | DB | TR | HR | BB | SO | SB | DP | GS | TB | SLG  | OBA  | Tot Avg | RC  |
|------|-----|------|----|----|---|---|-----|----|----|----|----|----|----|----|----|----|------|------|---------|-----|
| 2017 | ATL | .111 | 45 | 54 | 6 | 6 | 2   | 3  | 0  | 1  | 11 | 23 | 0  | 1  | 6  | 12 | .222 | .262 | .469    | 3.1 |
|      |     | .111 | 45 | 54 | 6 | 6 | 2   | 3  | 0  | 1  | 11 | 23 | 0  | 1  | 6  | 12 | .222 | .262 | .469    | 3.1 |

**KANG,JUNG HO**

| YR   | TM  | AVG  | GM  | AB  | R  | H   | RBI | DB | TR | HR | BB | SO  | SB | DP | GS  | TB  | SLG  | OBA  | Tot Avg | RC   |
|------|-----|------|-----|-----|----|-----|-----|----|----|----|----|-----|----|----|-----|-----|------|------|---------|------|
| 2016 | WAS | .260 | 86  | 285 | 25 | 74  | 38  | 20 | 0  | 7  | 21 | 81  | 6  | 5  | 65  | 115 | .404 | .310 | .657    | 36.7 |
| 2017 | WAS | .237 | 79  | 224 | 24 | 53  | 23  | 21 | 0  | 8  | 18 | 59  | 2  | 7  | 52  | 98  | .438 | .293 | .663    | 29.1 |
|      |     | .250 | 165 | 509 | 49 | 127 | 61  | 41 | 0  | 15 | 39 | 140 | 8  | 12 | 117 | 213 | .418 | .303 | .660    | 65.9 |

**KEMP,MATT**

| YR   | TM  | AVG  | GM  | AB   | R   | H   | RBI | DB  | TR | HR  | BB  | SO  | SB  | DP | GS  | TB   | SLG  | OBA  | Tot Avg | RC    |
|------|-----|------|-----|------|-----|-----|-----|-----|----|-----|-----|-----|-----|----|-----|------|------|------|---------|-------|
| 2008 | MIL | .311 | 76  | 228  | 48  | 71  | 41  | 5   | 4  | 15  | 10  | 47  | 11  | 3  | 43  | 129  | .566 | .340 | .938    | 46.0  |
| 2009 | MIL | .271 | 93  | 395  | 64  | 107 | 30  | 20  | 3  | 11  | 23  | 93  | 30  | 5  | 91  | 166  | .420 | .311 | .747    | 56.8  |
| 2010 | MIL | .250 | 94  | 396  | 62  | 99  | 48  | 19  | 2  | 13  | 25  | 102 | 17  | 5  | 92  | 161  | .407 | .295 | .672    | 50.2  |
| 2011 | MIL | .256 | 94  | 367  | 49  | 94  | 59  | 17  | 2  | 20  | 24  | 112 | 20  | 4  | 94  | 175  | .477 | .302 | .791    | 56.1  |
| 2012 | MIL | .291 | 94  | 347  | 78  | 101 | 69  | 10  | 5  | 30  | 45  | 79  | 22  | 10 | 94  | 211  | .608 | .372 | 1.086   | 83.1  |
| 2013 | MIL | .258 | 88  | 279  | 45  | 72  | 48  | 18  | 1  | 13  | 24  | 90  | 3   | 6  | 63  | 131  | .470 | .317 | .742    | 42.0  |
| 2014 | MIL | .200 | 68  | 185  | 19  | 37  | 18  | 10  | 0  | 4   | 14  | 51  | 3   | 8  | 40  | 59   | .319 | .256 | .487    | 15.5  |
| 2015 | WAS | .266 | 92  | 342  | 35  | 91  | 70  | 39  | 0  | 13  | 29  | 87  | 6   | 9  | 87  | 169  | .494 | .323 | .785    | 55.7  |
| 2016 | WAS | .000 | 1   | 1    | 0   | 0   | 0   | 0   | 0  | 0   | 0   | 0   | 0   | 0  | 0   | 0    | .000 | .000 | .000    | 0.0   |
| 2017 | MIL | .228 | 87  | 312  | 45  | 71  | 52  | 23  | 0  | 20  | 13  | 68  | 1   | 8  | 81  | 154  | .494 | .258 | .675    | 39.9  |
|      |     | .261 | 787 | 2852 | 445 | 743 | 435 | 161 | 17 | 139 | 207 | 729 | 113 | 58 | 685 | 1355 | .475 | .311 | .773    | 440.1 |

**KENDRICK,HOWIE**

| YR   | TM  | AVG  | GM  | AB  | R  | H  | RBI | DB | TR | HR | BB | SO | SB | DP | GS | TB | SLG  | OBA  | Tot Avg | RC   |
|------|-----|------|-----|-----|----|----|-----|----|----|----|----|----|----|----|----|----|------|------|---------|------|
| 2016 | STL | .178 | 59  | 169 | 24 | 30 | 6   | 2  | 0  | 1  | 12 | 37 | 1  | 5  | 45 | 35 | .207 | .232 | .333    | 8.2  |
| 2017 | MIL | .247 | 70  | 186 | 17 | 46 | 12  | 9  | 1  | 2  | 16 | 31 | 0  | 4  | 45 | 63 | .339 | .307 | .549    | 19.3 |
|      |     | .214 | 129 | 355 | 41 | 76 | 18  | 11 | 1  | 3  | 28 | 68 | 1  | 9  | 90 | 98 | .276 | .272 | .441    | 26.8 |

**LAGARES,JUAN**

| YR   | TM  | AVG  | GM  | AB  | R  | H  | RBI | DB | TR | HR | BB | SO | SB | DP | GS | TB  | SLG  | OBA  | Tot Avg | RC   |
|------|-----|------|-----|-----|----|----|-----|----|----|----|----|----|----|----|----|-----|------|------|---------|------|
| 2014 | PIT | .206 | 53  | 68  | 8  | 14 | 2   | 5  | 1  | 0  | 2  | 14 | 0  | 3  | 16 | 21  | .309 | .229 | .404    | 4.8  |
| 2015 | PIT | .229 | 56  | 96  | 14 | 22 | 8   | 8  | 0  | 1  | 8  | 23 | 1  | 1  | 19 | 33  | .344 | .288 | .560    | 9.7  |
| 2016 | PIT | .200 | 42  | 150 | 15 | 30 | 13  | 4  | 2  | 3  | 4  | 39 | 0  | 0  | 34 | 47  | .313 | .221 | .425    | 10.4 |
| 2017 | PIT | .000 | 0   | 0   | 0  | 0  | 0   | 0  | 0  | 0  | 0  | 0  | 0  | 0  | 0  | 0   | .000 | .000 | .000    | 0.0  |
|      |     | .210 | 151 | 314 | 37 | 66 | 23  | 17 | 3  | 4  | 14 | 76 | 1  | 4  | 69 | 101 | .322 | .244 | .460    | 24.8 |

**LAMB,JAKE**

| YR   | TM | AVG  | GM  | AB  | R  | H   | RBI | DB | TR | HR | BB | SO  | SB | DP | GS  | TB  | SLG  | OBA  | Tot Avg | RC   |
|------|----|------|-----|-----|----|-----|-----|----|----|----|----|-----|----|----|-----|-----|------|------|---------|------|
| 2015 | SF | .208 | 45  | 48  | 5  | 10  | 5   | 6  | 0  | 1  | 4  | 10  | 0  | 0  | 7   | 19  | .396 | .269 | .605    | 5.1  |
| 2016 | SF | .231 | 86  | 234 | 22 | 54  | 28  | 11 | 5  | 5  | 9  | 65  | 2  | 2  | 55  | 90  | .385 | .259 | .555    | 23.6 |
| 2017 | SF | .213 | 93  | 333 | 43 | 71  | 40  | 20 | 6  | 11 | 37 | 102 | 2  | 4  | 88  | 136 | .408 | .292 | .658    | 40.0 |
|      |    | .220 | 224 | 615 | 70 | 135 | 73  | 37 | 11 | 17 | 50 | 177 | 4  | 6  | 150 | 245 | .398 | .278 | .615    | 68.8 |

**LONEY,JAMES**

| YR | TM | AVG | GM | AB | R | H | RBI | DB | TR | HR | BB | SO | SB | DP | GS | TB | SLG | OBA | Tot Avg | RC |
|----|----|-----|----|----|---|---|-----|----|----|----|----|----|----|----|----|----|-----|-----|---------|----|
|----|----|-----|----|----|---|---|-----|----|----|----|----|----|----|----|----|----|-----|-----|---------|----|

**DVAL HITTER REGISTRY**

|      |     |      |     |      |     |     |     |    |   |    |    |     |    |    |     |      |      |      |      |       |
|------|-----|------|-----|------|-----|-----|-----|----|---|----|----|-----|----|----|-----|------|------|------|------|-------|
| 2007 | MIL | .000 | 5   | 5    | 0   | 0   | 0   | 0  | 0 | 0  | 0  | 1   | 0  | 0  | 0   | .000 | .000 | .000 | 0.0  |       |
| 2008 | STL | .264 | 88  | 231  | 25  | 61  | 31  | 16 | 4 | 5  | 22 | 42  | 0  | 2  | 51  | 100  | .433 | .328 | .709 | 32.8  |
| 2009 | STL | .271 | 34  | 96   | 15  | 26  | 12  | 6  | 3 | 4  | 6  | 12  | 3  | 3  | 23  | 50   | .521 | .314 | .808 | 16.2  |
| 2010 | STL | .182 | 13  | 22   | 1   | 4   | 0   | 0  | 0 | 0  | 2  | 3   | 2  | 0  | 5   | 4    | .182 | .250 | .444 | 1.3   |
| 2011 | MIL | .174 | 12  | 23   | 5   | 4   | 2   | 2  | 0 | 0  | 2  | 4   | 0  | 0  | 6   | 6    | .261 | .240 | .421 | 1.4   |
| 2012 | PIT | .230 | 94  | 356  | 47  | 82  | 45  | 20 | 2 | 9  | 20 | 68  | 5  | 4  | 92  | 133  | .374 | .271 | .568 | 36.8  |
| 2013 | PIT | .000 | 1   | 3    | 0   | 0   | 0   | 0  | 0 | 0  | 0  | 0   | 0  | 0  | 1   | 0    | .000 | .000 | .000 | 0.0   |
| 2014 | PIT | .251 | 93  | 343  | 32  | 86  | 43  | 16 | 0 | 12 | 19 | 53  | 0  | 4  | 92  | 138  | .402 | .290 | .602 | 40.0  |
| 2015 | PIT | .289 | 33  | 83   | 11  | 24  | 13  | 1  | 0 | 4  | 4  | 12  | 0  | 0  | 17  | 37   | .446 | .322 | .695 | 11.9  |
| 2016 | PIT | .200 | 16  | 20   | 2   | 4   | 2   | 1  | 0 | 0  | 0  | 4   | 1  | 0  | 2   | 5    | .250 | .200 | .375 | 1.1   |
| 2017 | PIT | .225 | 52  | 182  | 10  | 41  | 21  | 7  | 0 | 4  | 6  | 26  | 0  | 6  | 50  | 60   | .330 | .250 | .449 | 15.0  |
|      |     | .243 | 441 | 1364 | 148 | 332 | 169 | 69 | 9 | 38 | 81 | 225 | 11 | 19 | 339 | 533  | .391 | .286 | .595 | 154.1 |

**LOWRIE,JED**

| YR   | TM  | AVG  | GM  | AB  | R  | H   | RBI | DB | TR | HR | BB | SO  | SB | DP | GS  | TB  | SLG  | OBA  | Tot Avg | RC   |
|------|-----|------|-----|-----|----|-----|-----|----|----|----|----|-----|----|----|-----|-----|------|------|---------|------|
| 2013 | STL | .179 | 12  | 28  | 4  | 5   | 6   | 0  | 0  | 2  | 6  | 5   | 0  | 1  | 12  | 11  | .393 | .324 | .708    | 3.6  |
| 2014 | STL | .254 | 88  | 323 | 39 | 82  | 27  | 28 | 1  | 9  | 30 | 50  | 2  | 8  | 87  | 139 | .430 | .317 | .687    | 44.5 |
| 2015 | STL | .191 | 69  | 230 | 18 | 44  | 15  | 13 | 3  | 5  | 17 | 44  | 2  | 2  | 68  | 78  | .339 | .247 | .516    | 19.5 |
| 2016 | STL | .177 | 28  | 62  | 7  | 11  | 9   | 6  | 0  | 2  | 8  | 10  | 1  | 1  | 20  | 23  | .371 | .271 | .615    | 6.4  |
| 2017 | STL | .147 | 62  | 75  | 9  | 11  | 7   | 0  | 1  | 1  | 9  | 17  | 0  | 2  | 14  | 16  | .213 | .238 | .379    | 3.8  |
|      |     | .213 | 259 | 718 | 77 | 153 | 64  | 47 | 5  | 19 | 70 | 126 | 5  | 14 | 201 | 267 | .372 | .283 | .591    | 76.3 |

**LUCROY,JONATHAN**

| YR   | TM  | AVG  | GM  | AB   | R   | H   | RBI | DB | TR | HR | BB | SO  | SB | DP | GS  | TB  | SLG  | OBA  | Tot Avg | RC    |
|------|-----|------|-----|------|-----|-----|-----|----|----|----|----|-----|----|----|-----|-----|------|------|---------|-------|
| 2014 | MIL | .263 | 83  | 308  | 32  | 81  | 52  | 14 | 3  | 14 | 20 | 42  | 1  | 6  | 79  | 143 | .464 | .308 | .704    | 44.2  |
| 2015 | MIL | .252 | 92  | 349  | 37  | 88  | 46  | 30 | 4  | 10 | 33 | 47  | 0  | 7  | 92  | 156 | .447 | .317 | .705    | 49.4  |
| 2016 | MIL | .169 | 52  | 178  | 11  | 30  | 19  | 10 | 1  | 3  | 20 | 36  | 0  | 5  | 50  | 51  | .287 | .253 | .464    | 12.9  |
| 2017 | CIN | .288 | 80  | 285  | 32  | 82  | 38  | 15 | 1  | 11 | 22 | 60  | 3  | 5  | 76  | 132 | .463 | .339 | .755    | 45.3  |
|      |     | .251 | 307 | 1120 | 112 | 281 | 155 | 69 | 9  | 38 | 95 | 185 | 4  | 23 | 297 | 482 | .430 | .309 | .674    | 149.8 |

**MALDONADO,MARTIN**

| YR   | TM  | AVG  | GM | AB  | R  | H  | RBI | DB | TR | HR | BB | SO | SB | DP | GS | TB | SLG  | OBA  | Tot Avg | RC  |
|------|-----|------|----|-----|----|----|-----|----|----|----|----|----|----|----|----|----|------|------|---------|-----|
| 2015 | PIT | .188 | 10 | 32  | 3  | 6  | 6   | 3  | 0  | 1  | 2  | 10 | 0  | 1  | 9  | 12 | .375 | .235 | .519    | 2.8 |
| 2016 | PIT | .071 | 7  | 28  | 1  | 2  | 4   | 1  | 0  | 0  | 2  | 4  | 0  | 2  | 6  | 3  | .107 | .133 | .179    | 0.4 |
| 2017 | PIT | .224 | 16 | 49  | 7  | 11 | 9   | 3  | 0  | 3  | 8  | 21 | 0  | 0  | 15 | 23 | .469 | .333 | .816    | 7.7 |
|      |     | .174 | 33 | 109 | 11 | 19 | 19  | 7  | 0  | 4  | 12 | 35 | 0  | 3  | 30 | 38 | .349 | .256 | .538    | 9.7 |

**MARKAKIS,NICK**

| YR   | TM  | AVG  | GM  | AB  | R  | H   | RBI | DB | TR | HR | BB | SO  | SB | DP | GS  | TB  | SLG  | OBA  | Tot Avg | RC   |
|------|-----|------|-----|-----|----|-----|-----|----|----|----|----|-----|----|----|-----|-----|------|------|---------|------|
| 2016 | PIT | .266 | 91  | 369 | 37 | 98  | 13  | 24 | 0  | 0  | 34 | 62  | 2  | 4  | 91  | 122 | .331 | .328 | .575    | 40.3 |
| 2017 | PIT | .269 | 94  | 390 | 54 | 105 | 31  | 23 | 0  | 7  | 35 | 62  | 1  | 4  | 94  | 149 | .382 | .329 | .640    | 49.3 |
|      |     | .267 | 185 | 759 | 91 | 203 | 44  | 47 | 0  | 7  | 69 | 124 | 3  | 8  | 185 | 271 | .357 | .329 | .608    | 89.6 |

**MARTE,STARLING**

| YR   | TM  | AVG  | GM  | AB   | R   | H   | RBI | DB | TR | HR | BB | SO  | SB  | DP | GS  | TB  | SLG  | OBA  | Tot Avg | RC    |
|------|-----|------|-----|------|-----|-----|-----|----|----|----|----|-----|-----|----|-----|-----|------|------|---------|-------|
| 2013 | CIN | .174 | 54  | 132  | 15  | 23  | 18  | 1  | 4  | 4  | 6  | 36  | 7   | 2  | 25  | 44  | .333 | .210 | .514    | 10.1  |
| 2014 | CIN | .261 | 87  | 333  | 67  | 87  | 40  | 19 | 12 | 12 | 20 | 87  | 25  | 5  | 79  | 166 | .498 | .303 | .841    | 54.5  |
| 2015 | CIN | .252 | 88  | 305  | 46  | 77  | 44  | 15 | 5  | 9  | 16 | 80  | 24  | 5  | 74  | 129 | .423 | .290 | .725    | 41.2  |
| 2016 | CIN | .258 | 92  | 372  | 55  | 96  | 51  | 16 | 0  | 18 | 10 | 80  | 20  | 11 | 89  | 166 | .446 | .277 | .683    | 49.1  |
| 2017 | CIN | .277 | 88  | 329  | 54  | 91  | 45  | 20 | 5  | 7  | 11 | 81  | 33  | 2  | 74  | 142 | .432 | .300 | .775    | 48.0  |
|      |     | .254 | 409 | 1471 | 237 | 374 | 198 | 71 | 26 | 50 | 63 | 364 | 109 | 25 | 341 | 647 | .440 | .285 | .730    | 201.4 |

**MARTIN,RUSSELL**

| YR   | TM  | AVG  | GM | AB  | R  | H  | RBI | DB | TR | HR | BB | SO | SB | DP | GS | TB  | SLG  | OBA  | Tot Avg | RC   |
|------|-----|------|----|-----|----|----|-----|----|----|----|----|----|----|----|----|-----|------|------|---------|------|
| 2007 | CIN | .289 | 68 | 235 | 16 | 68 | 34  | 23 | 3  | 4  | 10 | 37 | 5  | 9  | 64 | 109 | .464 | .318 | .705    | 35.6 |
| 2008 | CIN | .234 | 93 | 337 | 45 | 79 | 45  | 23 | 0  | 13 | 38 | 51 | 11 | 14 | 88 | 141 | .418 | .312 | .699    | 45.9 |
| 2009 | CIN | .257 | 92 | 335 | 38 | 86 | 27  | 16 | 0  | 4  | 35 | 49 | 13 | 7  | 90 | 114 | .340 | .327 | .633    | 39.6 |
| 2010 | CIN | .215 | 87 | 274 | 25 | 59 | 28  | 16 | 0  | 2  | 42 | 65 | 6  | 8  | 80 | 81  | .296 | .320 | .578    | 26.9 |

**DVAL HITTER REGISTRY**

|      |     |      |     |      |     |     |     |     |   |    |     |     |    |    |     |     |      |      |      |       |
|------|-----|------|-----|------|-----|-----|-----|-----|---|----|-----|-----|----|----|-----|-----|------|------|------|-------|
| 2011 | CIN | .277 | 58  | 166  | 18  | 46  | 11  | 7   | 0 | 2  | 29  | 25  | 1  | 1  | 53  | 59  | .355 | .385 | .736 | 22.9  |
| 2012 | CIN | .224 | 73  | 228  | 26  | 51  | 36  | 16  | 0 | 11 | 21  | 53  | 2  | 10 | 67  | 100 | .439 | .289 | .658 | 29.2  |
| 2013 | CIN | .262 | 69  | 206  | 38  | 54  | 37  | 12  | 0 | 12 | 29  | 51  | 0  | 2  | 62  | 102 | .495 | .353 | .851 | 36.0  |
| 2014 | CIN | .190 | 51  | 126  | 23  | 24  | 20  | 9   | 0 | 7  | 17  | 39  | 1  | 2  | 32  | 54  | .429 | .287 | .692 | 15.6  |
| 2015 | CIN | .300 | 81  | 273  | 36  | 82  | 40  | 19  | 0 | 10 | 28  | 56  | 2  | 8  | 64  | 131 | .480 | .365 | .809 | 48.3  |
| 2016 | CIN | .196 | 88  | 260  | 29  | 51  | 32  | 13  | 1 | 13 | 34  | 72  | 2  | 5  | 71  | 105 | .404 | .289 | .659 | 30.7  |
| 2017 | CIN | .000 | 0   | 0    | 0   | 0   | 0   | 0   | 0 | 0  | 0   | 0   | 0  | 0  | 0   | 0   | .000 | .000 | .000 | 0.0   |
|      |     | .246 | 760 | 2440 | 294 | 600 | 310 | 154 | 4 | 78 | 283 | 498 | 43 | 66 | 671 | 996 | .408 | .324 | .694 | 330.6 |

**MAYBIN,CAMERON**

| YR   | TM  | AVG  | GM  | AB  | R   | H   | RBI | DB | TR | HR | BB | SO  | SB | DP | GS  | TB  | SLG  | OBA  | Tot Avg | RC    |
|------|-----|------|-----|-----|-----|-----|-----|----|----|----|----|-----|----|----|-----|-----|------|------|---------|-------|
| 2010 | SD  | .240 | 9   | 25  | 2   | 6   | 2   | 1  | 1  | 0  | 0  | 9   | 0  | 0  | 5   | 9   | .360 | .240 | .474    | 2.2   |
| 2011 | SD  | .000 | 0   | 0   | 0   | 0   | 0   | 0  | 0  | 0  | 0  | 0   | 0  | 0  | 0   | 0   | .000 | .000 | .000    | 0.0   |
| 2012 | SD  | .288 | 83  | 320 | 55  | 92  | 38  | 21 | 0  | 4  | 27 | 86  | 33 | 1  | 80  | 125 | .391 | .343 | .808    | 49.1  |
| 2013 | SD  | .245 | 63  | 49  | 10  | 12  | 8   | 2  | 1  | 3  | 5  | 11  | 0  | 0  | 8   | 25  | .510 | .315 | .811    | 7.9   |
| 2014 | SD  | .000 | 0   | 0   | 0   | 0   | 0   | 0  | 0  | 0  | 0  | 0   | 0  | 0  | 0   | 0   | .000 | .000 | .000    | 0.0   |
| 2015 | ATL | .188 | 15  | 16  | 3   | 3   | 1   | 0  | 0  | 1  | 2  | 5   | 0  | 0  | 2   | 6   | .375 | .278 | .615    | 1.7   |
| 2016 | ATL | .178 | 65  | 213 | 24  | 38  | 15  | 5  | 1  | 4  | 9  | 56  | 6  | 6  | 50  | 57  | .268 | .212 | .398    | 12.8  |
| 2017 | ATL | .350 | 76  | 240 | 44  | 84  | 43  | 11 | 5  | 6  | 23 | 60  | 11 | 4  | 55  | 123 | .513 | .407 | .981    | 52.5  |
|      |     | .272 | 311 | 863 | 138 | 235 | 107 | 40 | 8  | 18 | 66 | 227 | 50 | 11 | 200 | 345 | .400 | .324 | .721    | 120.7 |

**MCCANN,BRIAN**

| YR   | TM  | AVG  | GM  | AB   | R   | H   | RBI | DB  | TR | HR  | BB  | SO  | SB | DP | GS  | TB   | SLG  | OBA  | Tot Avg | RC    |
|------|-----|------|-----|------|-----|-----|-----|-----|----|-----|-----|-----|----|----|-----|------|------|------|---------|-------|
| 2006 | MIL | .231 | 38  | 108  | 11  | 25  | 11  | 5   | 0  | 3   | 12  | 16  | 0  | 2  | 28  | 39   | .361 | .308 | .600    | 12.0  |
| 2007 | MIL | .285 | 78  | 274  | 36  | 78  | 55  | 17  | 0  | 15  | 20  | 38  | 0  | 5  | 68  | 140  | .511 | .333 | .796    | 46.7  |
| 2008 | MIL | .254 | 75  | 303  | 37  | 77  | 53  | 29  | 0  | 13  | 15  | 53  | 1  | 12 | 75  | 145  | .479 | .289 | .676    | 42.1  |
| 2009 | MIL | .283 | 89  | 318  | 42  | 90  | 49  | 30  | 0  | 16  | 27  | 43  | 0  | 7  | 79  | 168  | .528 | .339 | .830    | 57.0  |
| 2010 | MIL | .253 | 87  | 292  | 33  | 74  | 42  | 24  | 1  | 10  | 24  | 52  | 1  | 9  | 75  | 130  | .445 | .310 | .683    | 40.5  |
| 2011 | MIL | .202 | 83  | 277  | 29  | 56  | 34  | 13  | 1  | 7   | 28  | 60  | 0  | 7  | 76  | 92   | .332 | .275 | .526    | 25.3  |
| 2012 | MIL | .246 | 75  | 276  | 40  | 68  | 48  | 9   | 2  | 17  | 26  | 59  | 0  | 8  | 74  | 132  | .478 | .311 | .731    | 41.1  |
| 2013 | MIL | .145 | 70  | 248  | 24  | 36  | 28  | 5   | 0  | 12  | 14  | 47  | 0  | 6  | 66  | 77   | .310 | .191 | .417    | 14.7  |
| 2014 | STL | .201 | 67  | 214  | 32  | 43  | 34  | 7   | 0  | 13  | 32  | 49  | 0  | 2  | 56  | 89   | .416 | .305 | .699    | 27.1  |
| 2015 | STL | .223 | 84  | 274  | 25  | 61  | 35  | 8   | 1  | 14  | 17  | 48  | 1  | 13 | 75  | 113  | .412 | .268 | .580    | 30.4  |
| 2016 | STL | .204 | 80  | 235  | 21  | 48  | 38  | 9   | 0  | 12  | 30  | 54  | 1  | 3  | 73  | 93   | .396 | .294 | .653    | 27.5  |
| 2017 | STL | .235 | 67  | 221  | 18  | 52  | 24  | 6   | 0  | 8   | 29  | 61  | 0  | 0  | 67  | 82   | .371 | .324 | .657    | 26.6  |
|      |     | .233 | 893 | 3040 | 348 | 708 | 451 | 162 | 5  | 140 | 274 | 580 | 4  | 74 | 812 | 1300 | .428 | .296 | .656    | 385.9 |

**MCCUTCHEN,ANDREW**

| YR   | TM  | AVG  | GM  | AB   | R   | H   | RBI | DB  | TR | HR | BB  | SO  | SB  | DP | GS  | TB   | SLG  | OBA  | Tot Avg | RC    |
|------|-----|------|-----|------|-----|-----|-----|-----|----|----|-----|-----|-----|----|-----|------|------|------|---------|-------|
| 2010 | MIL | .228 | 84  | 294  | 49  | 67  | 26  | 14  | 6  | 2  | 40  | 66  | 13  | 3  | 69  | 99   | .337 | .320 | .661    | 34.0  |
| 2011 | STL | .216 | 93  | 342  | 41  | 74  | 51  | 17  | 4  | 7  | 59  | 61  | 20  | 1  | 90  | 120  | .351 | .332 | .740    | 43.4  |
| 2012 | WAS | .225 | 94  | 378  | 64  | 85  | 33  | 19  | 7  | 11 | 51  | 83  | 19  | 3  | 94  | 151  | .399 | .317 | .747    | 51.2  |
| 2013 | WAS | .243 | 94  | 407  | 67  | 99  | 40  | 18  | 4  | 19 | 35  | 88  | 15  | 8  | 94  | 182  | .447 | .303 | .734    | 57.7  |
| 2014 | WAS | .291 | 94  | 374  | 72  | 109 | 39  | 34  | 3  | 14 | 46  | 66  | 22  | 4  | 94  | 191  | .511 | .369 | .963    | 75.0  |
| 2015 | WAS | .289 | 93  | 370  | 61  | 107 | 39  | 22  | 3  | 14 | 38  | 87  | 13  | 3  | 91  | 177  | .478 | .355 | .857    | 65.4  |
| 2016 | WAS | .238 | 94  | 382  | 57  | 91  | 29  | 27  | 0  | 15 | 57  | 102 | 5   | 5  | 94  | 163  | .427 | .337 | .760    | 55.9  |
| 2017 | WAS | .221 | 97  | 348  | 40  | 77  | 31  | 14  | 0  | 17 | 25  | 81  | 4   | 5  | 92  | 142  | .408 | .273 | .620    | 39.4  |
|      |     | .245 | 743 | 2895 | 451 | 709 | 288 | 165 | 27 | 99 | 351 | 634 | 111 | 32 | 718 | 1225 | .423 | .327 | .761    | 420.0 |

**MERCER,JORDY**

| YR   | TM  | AVG  | GM  | AB  | R  | H   | RBI | DB | TR | HR | BB | SO  | SB | DP | GS  | TB  | SLG  | OBA  | Tot Avg | RC   |
|------|-----|------|-----|-----|----|-----|-----|----|----|----|----|-----|----|----|-----|-----|------|------|---------|------|
| 2014 | MIL | .204 | 66  | 206 | 21 | 42  | 13  | 12 | 1  | 3  | 10 | 45  | 2  | 3  | 47  | 65  | .316 | .241 | .461    | 15.9 |
| 2015 | STL | .176 | 75  | 205 | 12 | 36  | 21  | 12 | 0  | 3  | 11 | 52  | 1  | 3  | 52  | 57  | .278 | .218 | .401    | 12.5 |
| 2016 | STL | .234 | 79  | 209 | 30 | 49  | 25  | 10 | 0  | 7  | 27 | 54  | 2  | 4  | 58  | 80  | .383 | .322 | .665    | 26.1 |
| 2017 | SF  | .333 | 1   | 3   | 1  | 1   | 0   | 0  | 0  | 0  | 1  | 0   | 0  | 0  | 1   | 1   | .333 | .500 | 1.000   | 0.5  |
|      |     | .205 | 221 | 623 | 64 | 128 | 59  | 34 | 1  | 13 | 49 | 151 | 5  | 10 | 158 | 203 | .326 | .263 | .509    | 54.2 |

**DVAL HITTER REGISTRY**

**MESORACO,DEVIN**

| YR   | TM  | AVG  | GM  | AB  | R  | H  | RBI | DB | TR | HR | BB | SO  | SB | DP | GS  | TB  | SLG  | OBA  | Tot Avg | RC   |
|------|-----|------|-----|-----|----|----|-----|----|----|----|----|-----|----|----|-----|-----|------|------|---------|------|
| 2013 | NYM | .063 | 11  | 32  | 1  | 2  | 4   | 0  | 0  | 0  | 0  | 7   | 0  | 0  | 10  | 2   | .063 | .063 | .067    | 0.1  |
| 2014 | NYM | .196 | 56  | 163 | 25 | 32 | 13  | 5  | 0  | 3  | 12 | 34  | 0  | 1  | 49  | 46  | .282 | .251 | .439    | 11.6 |
| 2015 | NYM | .174 | 76  | 235 | 32 | 41 | 32  | 11 | 0  | 12 | 26 | 68  | 2  | 4  | 61  | 88  | .374 | .257 | .586    | 22.9 |
| 2016 | NYM | .167 | 3   | 6   | 0  | 1  | 1   | 0  | 0  | 0  | 0  | 0   | 0  | 0  | 3   | 1   | .167 | .167 | .200    | 0.2  |
| 2017 | NYM | .000 | 0   | 0   | 0  | 0  | 0   | 0  | 0  | 0  | 0  | 0   | 0  | 0  | 0   | 0   | .000 | .000 | .000    | 0.0  |
|      |     | .174 | 146 | 436 | 58 | 76 | 50  | 16 | 0  | 15 | 38 | 109 | 2  | 5  | 123 | 137 | .314 | .241 | .485    | 33.2 |

**MOLINA,YADIER**

| YR   | TM  | AVG  | GM  | AB   | R   | H   | RBI | DB  | TR | HR | BB  | SO  | SB | DP | GS  | TB  | SLG  | OBA  | Tot Avg | RC    |
|------|-----|------|-----|------|-----|-----|-----|-----|----|----|-----|-----|----|----|-----|-----|------|------|---------|-------|
| 2005 | WAS | .000 | 0   | 0    | 0   | 0   | 0   | 0   | 0  | 0  | 0   | 0   | 0  | 0  | 0   | 0   | .000 | .000 | .000    | 0.0   |
| 2006 | WAS | .207 | 58  | 145  | 16  | 30  | 10  | 5   | 1  | 4  | 9   | 20  | 0  | 3  | 44  | 49  | .338 | .253 | .492    | 12.4  |
| 2007 | WAS | .195 | 40  | 77   | 7   | 15  | 12  | 4   | 0  | 5  | 9   | 8   | 0  | 4  | 21  | 34  | .442 | .279 | .652    | 9.5   |
| 2008 | WAS | .273 | 64  | 150  | 15  | 41  | 14  | 5   | 1  | 5  | 12  | 22  | 0  | 6  | 43  | 63  | .420 | .327 | .652    | 20.6  |
| 2009 | WAS | .301 | 26  | 73   | 6   | 22  | 18  | 3   | 0  | 5  | 2   | 6   | 0  | 1  | 17  | 40  | .548 | .320 | .808    | 12.8  |
| 2010 | WAS | .267 | 89  | 270  | 18  | 72  | 22  | 13  | 1  | 1  | 29  | 28  | 1  | 8  | 74  | 90  | .333 | .338 | .583    | 30.6  |
| 2011 | WAS | .243 | 62  | 136  | 6   | 33  | 11  | 7   | 0  | 1  | 11  | 14  | 0  | 3  | 40  | 43  | .316 | .299 | .509    | 12.9  |
| 2012 | WAS | .310 | 81  | 274  | 26  | 85  | 31  | 22  | 0  | 11 | 20  | 27  | 5  | 8  | 72  | 140 | .511 | .357 | .838    | 51.0  |
| 2013 | WAS | .261 | 92  | 322  | 38  | 84  | 38  | 10  | 0  | 13 | 22  | 40  | 5  | 4  | 79  | 133 | .413 | .308 | .661    | 41.8  |
| 2014 | WAS | .261 | 90  | 310  | 24  | 81  | 45  | 25  | 0  | 10 | 19  | 54  | 2  | 8  | 76  | 136 | .439 | .304 | .662    | 41.7  |
| 2015 | WAS | .346 | 76  | 208  | 19  | 72  | 28  | 15  | 1  | 5  | 10  | 24  | 1  | 3  | 62  | 104 | .500 | .376 | .827    | 39.3  |
| 2016 | WAS | .225 | 43  | 71   | 1   | 16  | 10  | 4   | 1  | 1  | 1   | 11  | 0  | 1  | 20  | 25  | .352 | .236 | .464    | 5.9   |
| 2017 | WAS | .268 | 85  | 313  | 26  | 84  | 26  | 25  | 0  | 4  | 22  | 49  | 1  | 7  | 81  | 121 | .387 | .316 | .610    | 38.5  |
|      |     | .270 | 806 | 2349 | 202 | 635 | 265 | 138 | 5  | 65 | 166 | 303 | 15 | 56 | 629 | 978 | .416 | .318 | .655    | 314.1 |

**MURPHY,DANIEL**

| YR   | TM  | AVG  | GM  | AB   | R   | H   | RBI | DB  | TR | HR | BB | SO  | SB | DP | GS  | TB  | SLG  | OBA  | Tot Avg | RC    |
|------|-----|------|-----|------|-----|-----|-----|-----|----|----|----|-----|----|----|-----|-----|------|------|---------|-------|
| 2009 | CHI | .154 | 29  | 26   | 3   | 4   | 0   | 2   | 0  | 0  | 3  | 7   | 0  | 1  | 0   | 6   | .231 | .241 | .391    | 1.4   |
| 2010 | CHI | .000 | 1   | 1    | 0   | 0   | 0   | 0   | 0  | 0  | 0  | 0   | 0  | 0  | 0   | 0   | .000 | .000 | .000    | 0.0   |
| 2012 | WAS | .325 | 80  | 268  | 33  | 87  | 25  | 19  | 1  | 1  | 10 | 35  | 8  | 8  | 59  | 111 | .414 | .349 | .683    | 40.3  |
| 2013 | WAS | .364 | 19  | 33   | 4   | 12  | 4   | 6   | 0  | 0  | 1  | 6   | 0  | 1  | 5   | 18  | .545 | .382 | .864    | 6.9   |
| 2014 | WAS | .227 | 50  | 132  | 13  | 30  | 12  | 9   | 1  | 2  | 8  | 27  | 3  | 2  | 34  | 47  | .356 | .271 | .558    | 13.2  |
| 2015 | MIL | .231 | 90  | 364  | 47  | 84  | 23  | 21  | 1  | 7  | 16 | 67  | 10 | 8  | 89  | 128 | .352 | .263 | .535    | 35.1  |
| 2016 | CIN | .252 | 66  | 159  | 20  | 40  | 20  | 13  | 0  | 7  | 3  | 24  | 0  | 3  | 40  | 74  | .465 | .265 | .631    | 19.6  |
| 2017 | CIN | .336 | 90  | 339  | 56  | 114 | 74  | 31  | 1  | 19 | 18 | 53  | 6  | 5  | 80  | 204 | .602 | .370 | .991    | 76.6  |
|      |     | .281 | 425 | 1322 | 176 | 371 | 158 | 101 | 4  | 36 | 59 | 219 | 27 | 28 | 307 | 588 | .445 | .311 | .688    | 187.7 |

**MYERS,WIL**

| YR   | TM  | AVG  | GM  | AB  | R  | H  | RBI | DB | TR | HR | BB | SO  | SB | DP | GS  | TB  | SLG  | OBA  | Tot Avg | RC   |
|------|-----|------|-----|-----|----|----|-----|----|----|----|----|-----|----|----|-----|-----|------|------|---------|------|
| 2016 | NYM | .200 | 74  | 165 | 27 | 33 | 8   | 9  | 0  | 5  | 24 | 43  | 6  | 2  | 35  | 57  | .345 | .302 | .649    | 18.2 |
| 2017 | NYM | .240 | 70  | 275 | 39 | 66 | 27  | 13 | 0  | 11 | 17 | 71  | 8  | 0  | 65  | 112 | .407 | .284 | .656    | 33.1 |
|      |     | .225 | 144 | 440 | 66 | 99 | 35  | 22 | 0  | 16 | 41 | 114 | 14 | 2  | 100 | 169 | .384 | .291 | .653    | 51.4 |

**NAVARRO,DIONER**

| YR   | TM  | AVG  | GM | AB  | R  | H  | RBI | DB | TR | HR | BB | SO | SB | DP | GS | TB  | SLG  | OBA  | Tot Avg | RC   |
|------|-----|------|----|-----|----|----|-----|----|----|----|----|----|----|----|----|-----|------|------|---------|------|
| 2006 | CHI | .000 | 1  | 0   | 0  | 0  | 0   | 0  | 0  | 0  | 0  | 0  | 0  | 0  | 0  | 0   | .000 | .000 | .000    | 0.0  |
| 2007 | CHI | .242 | 25 | 66  | 6  | 16 | 4   | 3  | 0  | 1  | 4  | 15 | 0  | 4  | 20 | 22  | .333 | .286 | .481    | 6.3  |
| 2008 | NYM | .169 | 30 | 89  | 6  | 15 | 11  | 3  | 0  | 3  | 8  | 18 | 1  | 4  | 25 | 27  | .303 | .237 | .462    | 6.5  |
| 2009 | NYM | .194 | 77 | 248 | 10 | 48 | 23  | 11 | 0  | 2  | 15 | 33 | 1  | 7  | 65 | 65  | .262 | .240 | .391    | 15.7 |
| 2010 | NYM | .000 | 3  | 4   | 0  | 0  | 0   | 0  | 0  | 0  | 0  | 0  | 0  | 1  | 1  | 0   | .000 | .000 | .000    | 0.0  |
| 2011 | NYM | .164 | 18 | 55  | 3  | 9  | 2   | 0  | 0  | 1  | 3  | 7  | 0  | 2  | 18 | 12  | .218 | .207 | .313    | 2.5  |
| 2013 | SD  | .214 | 26 | 42  | 3  | 9  | 9   | 2  | 0  | 3  | 0  | 9  | 0  | 0  | 6  | 20  | .476 | .214 | .606    | 4.3  |
| 2014 | SD  | .305 | 56 | 151 | 18 | 46 | 33  | 5  | 0  | 9  | 14 | 35 | 1  | 3  | 37 | 78  | .517 | .364 | .861    | 28.6 |
| 2015 | SD  | .254 | 85 | 264 | 25 | 67 | 34  | 9  | 0  | 10 | 14 | 37 | 1  | 3  | 72 | 106 | .402 | .291 | .605    | 31.0 |
| 2016 | SD  | .000 | 0  | 0   | 0  | 0  | 0   | 0  | 0  | 0  | 0  | 0  | 0  | 0  | 0  | 0   | .000 | .000 | .000    | 0.0  |
| 2017 | ATL | .209 | 42 | 115 | 7  | 24 | 19  | 7  | 0  | 1  | 11 | 35 | 0  | 1  | 37 | 34  | .296 | .278 | .489    | 9.4  |



**DVAL HITTER REGISTRY**

.226 363 1034 78 234 135 40 0 30 69 189 4 25 281 364 .352 .275 .530 100.6

**NORRIS,DEREK**

| YR   | TM | AVG  | GM  | AB  | R  | H  | RBI | DB | TR | HR | BB | SO  | SB | DP | GS  | TB  | SLG  | OBA  | Tot Avg | RC   |
|------|----|------|-----|-----|----|----|-----|----|----|----|----|-----|----|----|-----|-----|------|------|---------|------|
| 2016 | LA | .208 | 93  | 322 | 32 | 67 | 38  | 17 | 3  | 13 | 18 | 96  | 4  | 9  | 78  | 129 | .401 | .250 | .572    | 32.8 |
| 2017 | LA | .125 | 30  | 64  | 3  | 8  | 4   | 0  | 0  | 2  | 4  | 33  | 1  | 1  | 25  | 14  | .219 | .176 | .333    | 2.6  |
|      |    | .194 | 123 | 386 | 35 | 75 | 42  | 17 | 3  | 15 | 22 | 129 | 5  | 10 | 103 | 143 | .370 | .238 | .530    | 34.7 |

**NUNEZ,EDUARDO**

| YR   | TM  | AVG  | GM | AB  | R  | H  | RBI | DB | TR | HR | BB | SO | SB | DP | GS | TB  | SLG  | OBA  | Tot Avg | RC   |
|------|-----|------|----|-----|----|----|-----|----|----|----|----|----|----|----|----|-----|------|------|---------|------|
| 2017 | CHI | .288 | 91 | 344 | 55 | 99 | 45  | 16 | 1  | 12 | 16 | 68 | 27 | 1  | 83 | 153 | .445 | .319 | .797    | 53.6 |
|      |     | .288 | 91 | 344 | 55 | 99 | 45  | 16 | 1  | 12 | 16 | 68 | 27 | 1  | 83 | 153 | .445 | .319 | .797    | 53.6 |

**OWINGS,CHRIS**

| YR   | TM | AVG  | GM  | AB  | R  | H   | RBI | DB | TR | HR | BB | SO  | SB | DP | GS  | TB  | SLG  | OBA  | Tot Avg | RC   |
|------|----|------|-----|-----|----|-----|-----|----|----|----|----|-----|----|----|-----|-----|------|------|---------|------|
| 2015 | LA | .209 | 58  | 182 | 20 | 38  | 17  | 11 | 4  | 3  | 7  | 41  | 3  | 3  | 46  | 66  | .363 | .238 | .517    | 16.1 |
| 2016 | LA | .237 | 68  | 215 | 25 | 51  | 21  | 13 | 0  | 3  | 9  | 61  | 9  | 2  | 61  | 73  | .340 | .268 | .548    | 20.9 |
| 2017 | LA | .215 | 79  | 256 | 21 | 55  | 14  | 17 | 0  | 3  | 12 | 66  | 3  | 6  | 65  | 81  | .316 | .250 | .464    | 20.7 |
|      |    | .221 | 205 | 653 | 66 | 144 | 52  | 41 | 4  | 9  | 28 | 168 | 15 | 11 | 172 | 220 | .337 | .253 | .506    | 57.6 |

**OZUNA,MARCELL**

| YR   | TM  | AVG  | GM  | AB  | R   | H   | RBI | DB | TR | HR | BB | SO  | SB | DP | GS  | TB  | SLG  | OBA  | Tot Avg | RC   |
|------|-----|------|-----|-----|-----|-----|-----|----|----|----|----|-----|----|----|-----|-----|------|------|---------|------|
| 2014 | PHI | .239 | 55  | 134 | 15  | 32  | 13  | 9  | 0  | 2  | 15 | 28  | 1  | 2  | 29  | 47  | .351 | .315 | .606    | 15.0 |
| 2015 | SF  | .213 | 93  | 343 | 45  | 73  | 45  | 19 | 0  | 17 | 18 | 98  | 2  | 5  | 89  | 143 | .417 | .252 | .593    | 36.3 |
| 2016 | SF  | .000 | 0   | 0   | 0   | 0   | 0   | 0  | 0  | 0  | 0  | 0   | 0  | 0  | 0   | 0   | .000 | .000 | .000    | 0.0  |
| 2017 | SF  | .255 | 92  | 345 | 49  | 88  | 48  | 22 | 5  | 14 | 19 | 77  | 3  | 6  | 85  | 162 | .470 | .294 | .700    | 48.1 |
|      |     | .235 | 240 | 822 | 109 | 193 | 106 | 50 | 5  | 33 | 52 | 203 | 6  | 13 | 203 | 352 | .428 | .280 | .639    | 99.6 |

**PAGAN,ANGEL**

| YR   | TM  | AVG  | GM  | AB   | R   | H   | RBI | DB | TR | HR | BB  | SO  | SB | DP | GS  | TB  | SLG  | OBA  | Tot Avg | RC    |
|------|-----|------|-----|------|-----|-----|-----|----|----|----|-----|-----|----|----|-----|-----|------|------|---------|-------|
| 2010 | WAS | .229 | 88  | 258  | 41  | 59  | 27  | 8  | 8  | 7  | 15  | 57  | 6  | 4  | 52  | 104 | .403 | .271 | .616    | 29.1  |
| 2011 | WAS | .225 | 92  | 369  | 46  | 83  | 30  | 20 | 0  | 10 | 27  | 84  | 22 | 4  | 88  | 133 | .360 | .278 | .628    | 40.3  |
| 2012 | STL | .000 | 1   | 1    | 0   | 0   | 0   | 0  | 0  | 0  | 0   | 1   | 0  | 0  | 0   | 0   | .000 | .000 | .000    | 0.0   |
| 2013 | ATL | .300 | 93  | 410  | 65  | 123 | 32  | 34 | 5  | 8  | 16  | 84  | 22 | 2  | 92  | 191 | .466 | .326 | .792    | 66.3  |
| 2014 | ATL | .220 | 66  | 209  | 28  | 46  | 17  | 8  | 1  | 7  | 14  | 35  | 5  | 2  | 44  | 77  | .368 | .269 | .582    | 21.5  |
| 2015 | WAS | .255 | 76  | 251  | 41  | 64  | 14  | 17 | 1  | 2  | 19  | 32  | 14 | 6  | 58  | 89  | .355 | .307 | .632    | 29.7  |
| 2016 | CHI | .203 | 62  | 202  | 17  | 41  | 21  | 10 | 3  | 2  | 12  | 38  | 5  | 5  | 55  | 63  | .312 | .248 | .482    | 16.3  |
| 2017 | STL | .140 | 17  | 50   | 5   | 7   | 0   | 1  | 0  | 0  | 3   | 11  | 1  | 1  | 13  | 8   | .160 | .189 | .273    | 1.6   |
|      |     | .242 | 495 | 1750 | 243 | 423 | 141 | 98 | 18 | 36 | 106 | 342 | 75 | 24 | 402 | 665 | .380 | .285 | .626    | 201.3 |

**PANIK,JOE**

| YR   | TM  | AVG  | GM  | AB  | R  | H   | RBI | DB | TR | HR | BB | SO | SB | DP | GS  | TB  | SLG  | OBA  | Tot Avg | RC   |
|------|-----|------|-----|-----|----|-----|-----|----|----|----|----|----|----|----|-----|-----|------|------|---------|------|
| 2015 | CHI | .230 | 69  | 174 | 12 | 40  | 18  | 7  | 2  | 0  | 1  | 29 | 0  | 2  | 40  | 51  | .293 | .234 | .382    | 11.9 |
| 2016 | CHI | .243 | 79  | 251 | 31 | 61  | 24  | 16 | 2  | 3  | 23 | 37 | 5  | 7  | 60  | 90  | .359 | .307 | .599    | 28.4 |
| 2017 | CHI | .184 | 31  | 49  | 6  | 9   | 4   | 4  | 1  | 1  | 5  | 9  | 0  | 0  | 12  | 18  | .367 | .259 | .575    | 4.7  |
|      |     | .232 | 179 | 474 | 49 | 110 | 46  | 27 | 5  | 4  | 29 | 75 | 5  | 9  | 112 | 159 | .335 | .276 | .517    | 44.7 |

**PARKER,JARRETT**

| YR   | TM  | AVG  | GM | AB | R  | H  | RBI | DB | TR | HR | BB | SO | SB | DP | GS | TB | SLG  | OBA  | Tot Avg | RC  |
|------|-----|------|----|----|----|----|-----|----|----|----|----|----|----|----|----|----|------|------|---------|-----|
| 2017 | WAS | .207 | 54 | 87 | 11 | 18 | 4   | 2  | 0  | 1  | 10 | 32 | 1  | 1  | 20 | 23 | .264 | .289 | .486    | 6.8 |
|      |     | .207 | 54 | 87 | 11 | 18 | 4   | 2  | 0  | 1  | 10 | 32 | 1  | 1  | 20 | 23 | .264 | .289 | .486    | 6.8 |

**PARRA,GERARDO**

| YR   | TM | AVG  | GM | AB  | R  | H  | RBI | DB | TR | HR | BB | SO | SB | DP | GS | TB  | SLG  | OBA  | Tot Avg | RC   |
|------|----|------|----|-----|----|----|-----|----|----|----|----|----|----|----|----|-----|------|------|---------|------|
| 2010 | LA | .125 | 40 | 32  | 7  | 4  | 1   | 1  | 2  | 0  | 1  | 9  | 1  | 1  | 0  | 9   | .281 | .152 | .379    | 1.4  |
| 2011 | LA | .143 | 22 | 14  | 3  | 2  | 3   | 0  | 1  | 0  | 4  | 6  | 0  | 0  | 0  | 4   | .286 | .333 | .667    | 1.3  |
| 2012 | LA | .180 | 88 | 294 | 28 | 53 | 17  | 11 | 6  | 2  | 23 | 54 | 6  | 3  | 69 | 82  | .279 | .240 | .455    | 20.5 |
| 2013 | LA | .240 | 83 | 250 | 35 | 60 | 18  | 8  | 1  | 4  | 28 | 46 | 14 | 3  | 60 | 82  | .328 | .317 | .642    | 28.4 |
| 2014 | LA | .232 | 93 | 332 | 43 | 77 | 24  | 23 | 1  | 2  | 31 | 57 | 3  | 11 | 93 | 108 | .325 | .298 | .534    | 32.6 |

**DVAL HITTER REGISTRY**

|      |    |      |     |      |     |     |     |    |    |    |     |     |    |    |     |     |      |      |      |       |
|------|----|------|-----|------|-----|-----|-----|----|----|----|-----|-----|----|----|-----|-----|------|------|------|-------|
| 2015 | LA | .000 | 0   | 0    | 0   | 0   | 0   | 0  | 0  | 0  | 0   | 0   | 0  | 0  | 0   | 0   | .000 | .000 | .000 | 0.0   |
| 2016 | LA | .255 | 93  | 385  | 41  | 98  | 44  | 28 | 5  | 8  | 20  | 79  | 10 | 5  | 90  | 160 | .416 | .291 | .651 | 48.2  |
| 2017 | LA | .266 | 56  | 109  | 11  | 29  | 11  | 9  | 0  | 1  | 7   | 22  | 4  | 2  | 40  | 41  | .376 | .310 | .634 | 13.4  |
|      |    | .228 | 475 | 1416 | 168 | 323 | 118 | 80 | 16 | 17 | 114 | 273 | 38 | 25 | 352 | 486 | .343 | .286 | .571 | 144.8 |

**PEDERSON,JOC**

| YR   | TM  | AVG  | GM  | AB  | R  | H  | RBI | DB | TR | HR | BB | SO  | SB | DP | GS | TB  | SLG  | OBA  | Tot Avg | RC   |
|------|-----|------|-----|-----|----|----|-----|----|----|----|----|-----|----|----|----|-----|------|------|---------|------|
| 2016 | PHI | .214 | 23  | 70  | 17 | 15 | 9   | 4  | 1  | 3  | 11 | 21  | 0  | 2  | 18 | 30  | .429 | .321 | .719    | 9.6  |
| 2017 | PHI | .225 | 79  | 249 | 48 | 56 | 48  | 20 | 3  | 19 | 35 | 81  | 4  | 5  | 67 | 139 | .558 | .320 | .899    | 45.2 |
|      |     | .223 | 102 | 319 | 65 | 71 | 57  | 24 | 4  | 22 | 46 | 102 | 4  | 7  | 85 | 169 | .530 | .321 | .859    | 54.9 |

**PENCE,HUNTER**

| YR   | TM  | AVG  | GM  | AB   | R   | H   | RBI | DB  | TR | HR  | BB  | SO  | SB | DP | GS  | TB   | SLG  | OBA  | Tot Avg | RC    |
|------|-----|------|-----|------|-----|-----|-----|-----|----|-----|-----|-----|----|----|-----|------|------|------|---------|-------|
| 2008 | PIT | .311 | 73  | 270  | 40  | 84  | 43  | 16  | 7  | 9   | 12  | 50  | 3  | 7  | 67  | 141  | .522 | .340 | .808    | 48.6  |
| 2009 | PIT | .249 | 89  | 325  | 35  | 81  | 33  | 23  | 1  | 13  | 18  | 81  | 5  | 6  | 83  | 145  | .446 | .289 | .672    | 42.6  |
| 2010 | PIT | .245 | 81  | 278  | 42  | 68  | 42  | 21  | 0  | 13  | 23  | 63  | 4  | 7  | 72  | 128  | .460 | .302 | .714    | 39.4  |
| 2011 | PIT | .263 | 93  | 369  | 53  | 97  | 60  | 17  | 3  | 16  | 24  | 61  | 16 | 6  | 92  | 168  | .455 | .308 | .748    | 54.4  |
| 2012 | PIT | .275 | 92  | 349  | 46  | 96  | 58  | 19  | 5  | 10  | 24  | 67  | 10 | 8  | 92  | 155  | .444 | .322 | .724    | 51.6  |
| 2013 | PIT | .216 | 94  | 352  | 34  | 76  | 40  | 21  | 2  | 13  | 33  | 67  | 3  | 5  | 94  | 140  | .398 | .283 | .626    | 40.1  |
| 2014 | PIT | .218 | 94  | 354  | 48  | 77  | 51  | 15  | 2  | 12  | 31  | 81  | 20 | 3  | 94  | 132  | .373 | .281 | .654    | 40.1  |
| 2015 | PIT | .200 | 94  | 355  | 33  | 71  | 36  | 16  | 3  | 12  | 27  | 80  | 3  | 11 | 94  | 129  | .363 | .257 | .539    | 33.5  |
| 2016 | PIT | .252 | 55  | 139  | 11  | 35  | 18  | 13  | 0  | 5   | 13  | 31  | 2  | 5  | 31  | 63   | .453 | .316 | .716    | 20.2  |
| 2017 | PIT | .252 | 75  | 262  | 40  | 66  | 32  | 18  | 0  | 10  | 24  | 68  | 1  | 5  | 62  | 114  | .435 | .315 | .692    | 36.0  |
|      |     | .246 | 840 | 3053 | 382 | 751 | 413 | 179 | 23 | 113 | 229 | 649 | 67 | 63 | 781 | 1315 | .431 | .299 | .681    | 403.7 |

**PENNINGTON,CLIFF**

| YR   | TM  | AVG  | GM | AB  | R  | H  | RBI | DB | TR | HR | BB | SO | SB | DP | GS | TB | SLG  | OBA  | Tot Avg | RC   |
|------|-----|------|----|-----|----|----|-----|----|----|----|----|----|----|----|----|----|------|------|---------|------|
| 2014 | PIT | .200 | 38 | 155 | 15 | 31 | 7   | 10 | 0  | 0  | 13 | 33 | 2  | 2  | 38 | 41 | .265 | .262 | .444    | 11.0 |
| 2015 | PIT | .275 | 20 | 51  | 8  | 14 | 7   | 5  | 2  | 1  | 10 | 9  | 2  | 0  | 14 | 26 | .510 | .393 | 1.027   | 10.7 |
| 2016 | PIT | .138 | 8  | 29  | 2  | 4  | 1   | 2  | 0  | 0  | 3  | 8  | 0  | 1  | 8  | 6  | .207 | .219 | .346    | 1.3  |
| 2017 | PIT | .250 | 7  | 12  | 3  | 3  | 1   | 1  | 0  | 1  | 1  | 5  | 0  | 0  | 2  | 7  | .583 | .308 | .889    | 2.2  |
|      |     | .211 | 73 | 247 | 28 | 52 | 16  | 18 | 2  | 2  | 27 | 55 | 4  | 3  | 62 | 80 | .324 | .288 | .561    | 23.7 |

**PERALTA,DAVID**

| YR   | TM | AVG  | GM  | AB  | R  | H   | RBI | DB | TR | HR | BB | SO  | SB | DP | GS  | TB  | SLG  | OBA  | Tot Avg | RC   |
|------|----|------|-----|-----|----|-----|-----|----|----|----|----|-----|----|----|-----|-----|------|------|---------|------|
| 2015 | SD | .238 | 72  | 206 | 21 | 49  | 14  | 10 | 4  | 4  | 14 | 37  | 4  | 1  | 49  | 79  | .383 | .286 | .614    | 23.3 |
| 2016 | SD | .260 | 89  | 342 | 43 | 89  | 62  | 17 | 7  | 12 | 35 | 85  | 3  | 6  | 86  | 156 | .456 | .329 | .749    | 51.9 |
| 2017 | SD | .219 | 35  | 32  | 10 | 7   | 2   | 2  | 1  | 0  | 2  | 11  | 2  | 2  | 3   | 11  | .344 | .265 | .556    | 3.2  |
|      |    | .250 | 196 | 580 | 74 | 145 | 78  | 29 | 12 | 16 | 51 | 133 | 9  | 9  | 138 | 246 | .424 | .311 | .689    | 77.9 |

**PERALTA,JHONNY**

| YR   | TM  | AVG  | GM  | AB  | R  | H   | RBI | DB | TR | HR | BB | SO  | SB | DP | GS  | TB  | SLG  | OBA  | Tot Avg | RC   |
|------|-----|------|-----|-----|----|-----|-----|----|----|----|----|-----|----|----|-----|-----|------|------|---------|------|
| 2015 | PIT | .228 | 91  | 334 | 25 | 76  | 27  | 20 | 0  | 10 | 14 | 63  | 1  | 10 | 91  | 126 | .377 | .259 | .526    | 32.7 |
| 2016 | PIT | .247 | 88  | 304 | 33 | 75  | 34  | 15 | 0  | 11 | 31 | 58  | 0  | 7  | 87  | 123 | .405 | .316 | .653    | 38.9 |
| 2017 | PIT | .265 | 47  | 170 | 24 | 45  | 18  | 9  | 1  | 7  | 10 | 38  | 1  | 3  | 44  | 77  | .453 | .306 | .688    | 23.7 |
|      |     | .243 | 226 | 808 | 82 | 196 | 79  | 44 | 1  | 28 | 55 | 159 | 2  | 20 | 222 | 326 | .403 | .291 | .606    | 95.1 |

**PERAZA,JOSE**

| YR   | TM  | AVG  | GM | AB  | R  | H  | RBI | DB | TR | HR | BB | SO | SB | DP | GS | TB | SLG  | OBA  | Tot Avg | RC   |
|------|-----|------|----|-----|----|----|-----|----|----|----|----|----|----|----|----|----|------|------|---------|------|
| 2017 | PIT | .274 | 52 | 164 | 13 | 45 | 14  | 6  | 1  | 0  | 12 | 27 | 9  | 2  | 36 | 53 | .323 | .324 | .612    | 18.8 |
|      |     | .274 | 52 | 164 | 13 | 45 | 14  | 6  | 1  | 0  | 12 | 27 | 9  | 2  | 36 | 53 | .323 | .324 | .612    | 18.8 |

**PEREZ,HERNAN**

| YR   | TM  | AVG  | GM | AB  | R  | H  | RBI | DB | TR | HR | BB | SO | SB | DP | GS | TB | SLG  | OBA  | Tot Avg | RC   |
|------|-----|------|----|-----|----|----|-----|----|----|----|----|----|----|----|----|----|------|------|---------|------|
| 2016 | PIT | .122 | 34 | 82  | 5  | 10 | 2   | 3  | 0  | 0  | 3  | 24 | 1  | 2  | 21 | 13 | .159 | .153 | .230    | 2.1  |
| 2017 | PIT | .276 | 25 | 87  | 13 | 24 | 7   | 7  | 1  | 1  | 4  | 15 | 10 | 0  | 21 | 36 | .414 | .308 | .794    | 12.8 |
|      |     | .201 | 59 | 169 | 18 | 34 | 9   | 10 | 1  | 1  | 7  | 39 | 11 | 2  | 42 | 49 | .290 | .233 | .489    | 12.8 |

**DVAL HITTER REGISTRY**

**PETERSON,JACE**

| YR   | TM | AVG  | GM  | AB  | R  | H  | RBI | DB | TR | HR | BB | SO | SB | DP | GS  | TB | SLG  | OBA  | Tot Avg | RC   |
|------|----|------|-----|-----|----|----|-----|----|----|----|----|----|----|----|-----|----|------|------|---------|------|
| 2016 | SF | .199 | 50  | 136 | 4  | 27 | 10  | 8  | 0  | 1  | 9  | 34 | 6  | 2  | 45  | 38 | .279 | .248 | .477    | 10.3 |
| 2017 | SF | .202 | 73  | 203 | 20 | 41 | 14  | 11 | 1  | 2  | 28 | 43 | 2  | 3  | 55  | 60 | .296 | .299 | .545    | 18.3 |
|      |    | .201 | 123 | 339 | 24 | 68 | 24  | 19 | 1  | 3  | 37 | 77 | 8  | 5  | 100 | 98 | .289 | .279 | .518    | 28.6 |

**PHILLIPS,BRANDON**

| YR   | TM  | AVG  | GM  | AB   | R   | H   | RBI | DB  | TR | HR  | BB  | SO  | SB | DP | GS  | TB   | SLG  | OBA  | Tot Avg | RC    |
|------|-----|------|-----|------|-----|-----|-----|-----|----|-----|-----|-----|----|----|-----|------|------|------|---------|-------|
| 2007 | MIL | .236 | 85  | 351  | 56  | 83  | 53  | 15  | 0  | 15  | 15  | 56  | 12 | 7  | 85  | 143  | .407 | .268 | .618    | 40.1  |
| 2008 | MIL | .270 | 94  | 393  | 62  | 106 | 81  | 18  | 3  | 23  | 25  | 66  | 25 | 11 | 94  | 199  | .506 | .313 | .836    | 66.7  |
| 2009 | MIL | .264 | 90  | 345  | 47  | 91  | 57  | 14  | 3  | 15  | 21  | 68  | 10 | 9  | 84  | 156  | .452 | .306 | .711    | 49.4  |
| 2010 | MIL | .271 | 92  | 343  | 59  | 93  | 51  | 15  | 4  | 13  | 32  | 47  | 16 | 9  | 89  | 155  | .452 | .333 | .784    | 54.6  |
| 2011 | MIL | .251 | 94  | 379  | 47  | 95  | 63  | 21  | 3  | 15  | 13  | 61  | 9  | 10 | 94  | 167  | .441 | .276 | .643    | 47.4  |
| 2012 | MIL | .239 | 93  | 377  | 50  | 90  | 36  | 19  | 1  | 11  | 20  | 63  | 5  | 9  | 93  | 144  | .382 | .277 | .571    | 40.7  |
| 2013 | MIL | .221 | 91  | 348  | 35  | 77  | 32  | 15  | 0  | 10  | 15  | 48  | 3  | 5  | 86  | 122  | .351 | .253 | .507    | 31.3  |
| 2014 | MIL | .243 | 94  | 354  | 35  | 86  | 29  | 12  | 0  | 5   | 20  | 56  | 3  | 3  | 93  | 113  | .319 | .283 | .502    | 32.5  |
| 2015 | STL | .213 | 80  | 272  | 25  | 58  | 37  | 15  | 0  | 4   | 22  | 49  | 2  | 8  | 70  | 85   | .313 | .272 | .491    | 23.4  |
| 2016 | PHI | .284 | 88  | 380  | 62  | 108 | 41  | 12  | 2  | 14  | 20  | 51  | 13 | 7  | 87  | 166  | .437 | .320 | .713    | 55.4  |
| 2017 | MIL | .262 | 75  | 271  | 31  | 71  | 37  | 18  | 0  | 5   | 9   | 41  | 1  | 5  | 68  | 104  | .384 | .286 | .556    | 29.9  |
|      |     | .251 | 976 | 3813 | 509 | 958 | 517 | 174 | 16 | 130 | 212 | 606 | 99 | 83 | 943 | 1554 | .408 | .291 | .635    | 467.5 |

**PISCOTTY,STEPHEN**

| YR   | TM  | AVG  | GM  | AB  | R  | H   | RBI | DB | TR | HR | BB | SO  | SB | DP | GS  | TB  | SLG  | OBA  | Tot Avg | RC   |
|------|-----|------|-----|-----|----|-----|-----|----|----|----|----|-----|----|----|-----|-----|------|------|---------|------|
| 2016 | NYM | .278 | 71  | 176 | 27 | 49  | 28  | 8  | 3  | 9  | 13 | 42  | 2  | 2  | 36  | 90  | .511 | .328 | .814    | 29.9 |
| 2017 | NYM | .288 | 91  | 326 | 49 | 94  | 57  | 15 | 2  | 18 | 18 | 71  | 1  | 8  | 86  | 167 | .512 | .326 | .775    | 54.6 |
|      |     | .285 | 162 | 502 | 76 | 143 | 85  | 23 | 5  | 27 | 31 | 113 | 3  | 10 | 122 | 257 | .512 | .326 | .789    | 84.4 |

**POLANCO,GREGORY**

| YR   | TM  | AVG  | GM  | AB  | R  | H   | RBI | DB | TR | HR | BB | SO  | SB | DP | GS  | TB  | SLG  | OBA  | Tot Avg | RC   |
|------|-----|------|-----|-----|----|-----|-----|----|----|----|----|-----|----|----|-----|-----|------|------|---------|------|
| 2015 | MIL | .225 | 65  | 173 | 21 | 39  | 17  | 8  | 0  | 10 | 12 | 40  | 4  | 1  | 46  | 77  | .445 | .276 | .689    | 21.8 |
| 2016 | MIL | .229 | 90  | 353 | 45 | 81  | 30  | 24 | 3  | 3  | 30 | 68  | 17 | 10 | 90  | 120 | .340 | .290 | .592    | 37.5 |
| 2017 | MIL | .214 | 86  | 309 | 33 | 66  | 37  | 22 | 0  | 8  | 26 | 67  | 2  | 4  | 78  | 112 | .362 | .275 | .567    | 31.1 |
|      |     | .223 | 241 | 835 | 99 | 186 | 84  | 54 | 3  | 21 | 68 | 175 | 23 | 15 | 214 | 309 | .370 | .281 | .602    | 90.5 |

**POLLOCK,A.J.**

| YR   | TM  | AVG  | GM  | AB  | R   | H   | RBI | DB | TR | HR | BB | SO  | SB | DP | GS  | TB  | SLG  | OBA  | Tot Avg | RC    |
|------|-----|------|-----|-----|-----|-----|-----|----|----|----|----|-----|----|----|-----|-----|------|------|---------|-------|
| 2013 | CIN | .000 | 0   | 0   | 0   | 0   | 0   | 0  | 0  | 0  | 0  | 0   | 0  | 0  | 0   | 0   | .000 | .000 | .000    | 0.0   |
| 2014 | MIL | .235 | 72  | 247 | 27  | 58  | 23  | 17 | 3  | 4  | 9  | 51  | 6  | 4  | 58  | 93  | .377 | .262 | .560    | 25.2  |
| 2015 | WAS | .283 | 89  | 205 | 29  | 58  | 31  | 14 | 4  | 7  | 14 | 45  | 15 | 2  | 40  | 101 | .493 | .329 | .872    | 35.9  |
| 2016 | WAS | .266 | 94  | 387 | 54  | 103 | 46  | 25 | 3  | 11 | 33 | 80  | 28 | 12 | 94  | 167 | .432 | .324 | .770    | 59.1  |
| 2017 | WAS | .000 | 0   | 0   | 0   | 0   | 0   | 0  | 0  | 0  | 0  | 0   | 0  | 0  | 0   | 0   | .000 | .000 | .000    | 0.0   |
|      |     | .261 | 255 | 839 | 110 | 219 | 100 | 56 | 10 | 22 | 56 | 176 | 49 | 18 | 192 | 361 | .430 | .307 | .730    | 119.2 |

**POSEY,BUSTER**

| YR   | TM  | AVG  | GM  | AB   | R   | H   | RBI | DB  | TR | HR | BB  | SO  | SB | DP | GS  | TB  | SLG  | OBA  | Tot Avg | RC    |
|------|-----|------|-----|------|-----|-----|-----|-----|----|----|-----|-----|----|----|-----|-----|------|------|---------|-------|
| 2011 | PIT | .309 | 69  | 249  | 37  | 77  | 45  | 17  | 5  | 12 | 18  | 22  | 0  | 12 | 61  | 140 | .562 | .356 | .859    | 49.8  |
| 2012 | PIT | .237 | 31  | 97   | 10  | 23  | 14  | 7   | 0  | 1  | 7   | 18  | 1  | 3  | 26  | 33  | .340 | .288 | .532    | 9.7   |
| 2013 | PIT | .277 | 88  | 325  | 48  | 90  | 50  | 20  | 0  | 14 | 41  | 53  | 0  | 13 | 84  | 152 | .468 | .358 | .778    | 54.4  |
| 2014 | PIT | .286 | 85  | 301  | 31  | 86  | 47  | 22  | 1  | 11 | 29  | 40  | 1  | 4  | 83  | 143 | .475 | .348 | .790    | 50.0  |
| 2015 | PIT | .240 | 85  | 337  | 36  | 81  | 55  | 19  | 2  | 14 | 22  | 50  | 1  | 7  | 85  | 146 | .433 | .287 | .643    | 42.0  |
| 2016 | PIT | .239 | 86  | 331  | 23  | 79  | 30  | 18  | 0  | 7  | 21  | 48  | 1  | 10 | 85  | 118 | .356 | .284 | .534    | 33.7  |
| 2017 | PIT | .231 | 82  | 303  | 23  | 70  | 32  | 21  | 1  | 0  | 32  | 44  | 2  | 8  | 81  | 93  | .307 | .304 | .527    | 28.7  |
|      |     | .260 | 526 | 1943 | 208 | 506 | 273 | 124 | 9  | 59 | 170 | 275 | 6  | 57 | 505 | 825 | .425 | .320 | .670    | 265.0 |

**PRADO,MARTIN**

| YR   | TM | AVG  | GM | AB  | R  | H  | RBI | DB | TR | HR | BB | SO | SB | DP | GS | TB  | SLG  | OBA  | Tot Avg | RC   |
|------|----|------|----|-----|----|----|-----|----|----|----|----|----|----|----|----|-----|------|------|---------|------|
| 2009 | SD | .240 | 39 | 96  | 12 | 23 | 10  | 8  | 1  | 0  | 7  | 16 | 0  | 0  | 23 | 33  | .344 | .291 | .548    | 9.6  |
| 2010 | SD | .282 | 81 | 273 | 47 | 77 | 41  | 23 | 0  | 7  | 30 | 42 | 2  | 4  | 68 | 121 | .443 | .353 | .765    | 43.1 |

**DVAL HITTER REGISTRY**

|      |     |      |     |      |     |     |     |     |    |    |     |     |    |    |     |     |      |      |      |       |
|------|-----|------|-----|------|-----|-----|-----|-----|----|----|-----|-----|----|----|-----|-----|------|------|------|-------|
| 2011 | SD  | .277 | 91  | 347  | 39  | 96  | 32  | 32  | 1  | 7  | 24  | 57  | 3  | 4  | 89  | 151 | .435 | .323 | .698 | 49.4  |
| 2012 | SD  | .176 | 6   | 17   | 1   | 3   | 2   | 1   | 0  | 0  | 2   | 1   | 0  | 1  | 6   | 4   | .235 | .263 | .400 | 1.1   |
| 2013 | SD  | .285 | 94  | 379  | 52  | 108 | 53  | 22  | 4  | 10 | 30  | 46  | 11 | 4  | 93  | 168 | .443 | .337 | .760 | 58.7  |
| 2014 | SD  | .239 | 94  | 352  | 54  | 84  | 61  | 15  | 4  | 12 | 42  | 41  | 2  | 10 | 93  | 143 | .406 | .320 | .673 | 46.1  |
| 2015 | SD  | .233 | 56  | 189  | 22  | 44  | 26  | 8   | 2  | 4  | 17  | 27  | 1  | 3  | 50  | 68  | .360 | .296 | .581 | 20.3  |
| 2016 | CIN | .270 | 91  | 311  | 34  | 84  | 31  | 18  | 0  | 4  | 14  | 30  | 0  | 8  | 77  | 114 | .367 | .302 | .545 | 34.4  |
| 2017 | PIT | .288 | 92  | 364  | 51  | 105 | 59  | 24  | 3  | 7  | 28  | 61  | 0  | 9  | 92  | 156 | .429 | .339 | .687 | 52.9  |
|      |     | .268 | 644 | 2328 | 312 | 624 | 315 | 151 | 15 | 51 | 194 | 321 | 19 | 43 | 591 | 958 | .412 | .324 | .670 | 314.1 |

**PUIG,YASIEL**

| YR   | TM  | AVG  | GM  | AB  | R   | H   | RBI | DB | TR | HR | BB | SO  | SB | DP | GS  | TB  | SLG  | OBA  | Tot Avg | RC    |
|------|-----|------|-----|-----|-----|-----|-----|----|----|----|----|-----|----|----|-----|-----|------|------|---------|-------|
| 2014 | CHI | .293 | 78  | 249 | 29  | 73  | 44  | 12 | 1  | 7  | 22 | 80  | 6  | 3  | 60  | 108 | .434 | .351 | .760    | 39.0  |
| 2015 | CHI | .236 | 91  | 343 | 57  | 81  | 41  | 21 | 3  | 7  | 52 | 70  | 12 | 5  | 90  | 129 | .376 | .337 | .723    | 45.7  |
| 2016 | CHI | .244 | 71  | 197 | 26  | 48  | 28  | 5  | 1  | 10 | 16 | 54  | 1  | 1  | 44  | 85  | .431 | .300 | .680    | 25.7  |
| 2017 | CHI | .000 | 0   | 0   | 0   | 0   | 0   | 0  | 0  | 0  | 0  | 0   | 0  | 0  | 0   | 0   | .000 | .000 | .000    | 0.0   |
|      |     | .256 | 240 | 789 | 112 | 202 | 113 | 38 | 5  | 24 | 90 | 204 | 19 | 9  | 194 | 322 | .408 | .332 | .723    | 110.4 |

**PUJOLS,ALBERT**

| YR   | TM  | AVG  | GM   | AB   | R   | H    | RBI | DB  | TR | HR  | BB  | SO  | SB | DP  | GS   | TB   | SLG  | OBA  | Tot Avg | RC    |
|------|-----|------|------|------|-----|------|-----|-----|----|-----|-----|-----|----|-----|------|------|------|------|---------|-------|
| 2002 | MIL | .336 | 94   | 366  | 75  | 123  | 91  | 29  | 2  | 26  | 31  | 67  | 1  | 11  | 94   | 234  | .639 | .388 | 1.047   | 91.0  |
| 2003 | MIL | .276 | 93   | 381  | 68  | 105  | 69  | 23  | 2  | 17  | 31  | 49  | 0  | 15  | 93   | 183  | .480 | .330 | .735    | 60.4  |
| 2004 | MIL | .323 | 94   | 362  | 79  | 117  | 89  | 38  | 0  | 22  | 40  | 45  | 6  | 11  | 94   | 221  | .610 | .391 | 1.043   | 87.6  |
| 2005 | MIL | .330 | 93   | 364  | 84  | 120  | 88  | 33  | 1  | 28  | 52  | 47  | 2  | 9   | 93   | 239  | .657 | .413 | 1.158   | 99.3  |
| 2006 | MIL | .306 | 94   | 359  | 79  | 110  | 76  | 18  | 0  | 29  | 53  | 47  | 9  | 7   | 94   | 215  | .599 | .396 | 1.082   | 87.0  |
| 2007 | MIL | .279 | 92   | 344  | 76  | 96   | 66  | 30  | 1  | 27  | 41  | 36  | 2  | 14  | 88   | 209  | .608 | .356 | .962    | 74.8  |
| 2008 | MIL | .290 | 93   | 345  | 65  | 100  | 69  | 17  | 0  | 25  | 61  | 36  | 1  | 11  | 93   | 192  | .557 | .397 | .992    | 76.4  |
| 2009 | MIL | .315 | 92   | 330  | 61  | 104  | 61  | 20  | 0  | 25  | 55  | 35  | 8  | 8   | 87   | 199  | .603 | .413 | 1.120   | 84.0  |
| 2010 | CHI | .292 | 94   | 349  | 69  | 102  | 84  | 35  | 0  | 27  | 56  | 38  | 9  | 6   | 94   | 218  | .625 | .390 | 1.119   | 87.0  |
| 2011 | WAS | .266 | 94   | 349  | 53  | 93   | 47  | 16  | 0  | 18  | 55  | 51  | 3  | 9   | 94   | 163  | .467 | .366 | .834    | 60.3  |
| 2012 | WAS | .253 | 93   | 348  | 58  | 88   | 64  | 16  | 0  | 24  | 40  | 46  | 2  | 14  | 91   | 176  | .506 | .330 | .796    | 58.4  |
| 2013 | WAS | .239 | 94   | 360  | 43  | 86   | 50  | 23  | 0  | 14  | 22  | 64  | 6  | 11  | 94   | 151  | .419 | .283 | .628    | 43.6  |
| 2014 | WAS | .245 | 68   | 196  | 18  | 48   | 26  | 18  | 0  | 11  | 17  | 27  | 0  | 7   | 61   | 99   | .505 | .305 | .748    | 30.2  |
| 2015 | WAS | .197 | 94   | 330  | 34  | 65   | 40  | 12  | 0  | 15  | 33  | 61  | 6  | 6   | 94   | 122  | .370 | .270 | .594    | 33.8  |
| 2016 | WAS | .154 | 70   | 149  | 11  | 23   | 15  | 4   | 0  | 9   | 7   | 32  | 0  | 4   | 31   | 54   | .362 | .192 | .469    | 10.4  |
| 2017 | WAS | .185 | 93   | 329  | 27  | 61   | 39  | 6   | 0  | 18  | 26  | 61  | 0  | 10  | 91   | 121  | .368 | .245 | .529    | 29.7  |
|      |     | .274 | 1445 | 5261 | 900 | 1441 | 974 | 338 | 6  | 335 | 620 | 742 | 55 | 153 | 1386 | 2796 | .531 | .350 | .874    | 990.5 |

**RAMIREZ,HANLEY**

| YR   | TM  | AVG  | GM  | AB   | R   | H   | RBI | DB  | TR | HR  | BB  | SO  | SB  | DP | GS  | TB   | SLG  | OBA  | Tot Avg | RC    |
|------|-----|------|-----|------|-----|-----|-----|-----|----|-----|-----|-----|-----|----|-----|------|------|------|---------|-------|
| 2007 | CHI | .312 | 94  | 388  | 76  | 121 | 62  | 36  | 10 | 9   | 33  | 77  | 37  | 4  | 94  | 204  | .526 | .366 | 1.011   | 82.1  |
| 2008 | CHI | .351 | 93  | 376  | 86  | 132 | 49  | 32  | 0  | 18  | 40  | 65  | 32  | 5  | 93  | 218  | .580 | .413 | 1.165   | 97.4  |
| 2009 | CHI | .331 | 94  | 396  | 85  | 131 | 70  | 26  | 3  | 22  | 42  | 80  | 33  | 1  | 94  | 229  | .578 | .395 | 1.143   | 97.6  |
| 2010 | CHI | .374 | 91  | 358  | 79  | 134 | 69  | 26  | 1  | 22  | 26  | 49  | 22  | 1  | 87  | 228  | .637 | .417 | 1.227   | 100.0 |
| 2011 | CHI | .322 | 92  | 388  | 80  | 125 | 56  | 28  | 0  | 22  | 30  | 62  | 23  | 4  | 92  | 219  | .564 | .371 | 1.019   | 85.9  |
| 2012 | CHI | .238 | 78  | 235  | 36  | 56  | 27  | 13  | 0  | 6   | 21  | 58  | 11  | 0  | 54  | 87   | .370 | .301 | .665    | 28.0  |
| 2013 | ATL | .236 | 93  | 351  | 44  | 83  | 49  | 12  | 1  | 17  | 24  | 80  | 18  | 12 | 92  | 148  | .422 | .285 | .679    | 45.1  |
| 2014 | ATL | .353 | 83  | 204  | 54  | 72  | 55  | 14  | 3  | 21  | 28  | 34  | 9   | 1  | 47  | 155  | .760 | .431 | 1.444   | 68.9  |
| 2015 | ATL | .227 | 83  | 282  | 36  | 64  | 29  | 16  | 0  | 5   | 33  | 71  | 9   | 4  | 72  | 95   | .337 | .308 | .617    | 30.8  |
| 2016 | ATL | .217 | 75  | 254  | 25  | 55  | 35  | 11  | 0  | 11  | 10  | 47  | 6   | 9  | 60  | 99   | .390 | .246 | .553    | 25.2  |
| 2017 | ATL | .250 | 65  | 56   | 6   | 14  | 11  | 2   | 0  | 4   | 4   | 12  | 2   | 3  | 2   | 28   | .500 | .300 | .756    | 8.7   |
|      |     | .300 | 941 | 3288 | 607 | 987 | 512 | 216 | 18 | 157 | 291 | 635 | 202 | 44 | 787 | 1710 | .520 | .357 | .939    | 650.3 |

**RAMOS,WILSON**

| YR   | TM  | AVG  | GM | AB  | R  | H  | RBI | DB | TR | HR | BB | SO | SB | DP | GS | TB | SLG  | OBA  | Tot Avg | RC   |
|------|-----|------|----|-----|----|----|-----|----|----|----|----|----|----|----|----|----|------|------|---------|------|
| 2011 | NYM | .194 | 34 | 67  | 4  | 13 | 8   | 7  | 0  | 1  | 0  | 10 | 0  | 0  | 11 | 23 | .343 | .194 | .426    | 4.5  |
| 2012 | NYM | .207 | 63 | 213 | 11 | 44 | 24  | 10 | 0  | 6  | 23 | 43 | 0  | 8  | 58 | 72 | .338 | .284 | .537    | 20.4 |
| 2013 | NYM | .289 | 19 | 45  | 4  | 13 | 3   | 3  | 0  | 0  | 4  | 9  | 0  | 1  | 13 | 16 | .356 | .347 | .606    | 5.6  |
| 2014 | NYM | .285 | 67 | 186 | 22 | 53 | 27  | 10 | 0  | 12 | 6  | 31 | 0  | 5  | 42 | 99 | .532 | .307 | .761    | 30.4 |

**DVAL HITTER REGISTRY**

|      |     |       |     |     |    |     |     |    |   |    |    |     |   |    |     |     |       |       |      |       |
|------|-----|-------|-----|-----|----|-----|-----|----|---|----|----|-----|---|----|-----|-----|-------|-------|------|-------|
| 2015 | NYM | 1.000 | 1   | 1   | 1  | 1   | 1   | 0  | 0 | 0  | 0  | 0   | 0 | 0  | 0   | 1   | 1.000 | 1.000 | .000 | 1.0   |
| 2016 | NYM | .161  | 59  | 186 | 9  | 30  | 8   | 4  | 0 | 1  | 5  | 47  | 0 | 4  | 59  | 37  | .199  | .183  | .263 | 6.8   |
| 2017 | NYM | .270  | 82  | 285 | 33 | 77  | 31  | 10 | 1 | 10 | 15 | 51  | 0 | 2  | 73  | 119 | .418  | .307  | .638 | 36.5  |
|      |     | .235  | 325 | 983 | 84 | 231 | 102 | 44 | 1 | 30 | 53 | 191 | 0 | 20 | 256 | 367 | .373  | .274  | .544 | 100.6 |

**RASMUS, COLBY**

| YR   | TM  | AVG  | GM  | AB   | R   | H   | RBI | DB | TR | HR | BB  | SO  | SB | DP | GS  | TB  | SLG  | OBA  | Tot Avg | RC    |
|------|-----|------|-----|------|-----|-----|-----|----|----|----|-----|-----|----|----|-----|-----|------|------|---------|-------|
| 2010 | WAS | .217 | 86  | 249  | 27  | 54  | 20  | 13 | 0  | 6  | 24  | 55  | 0  | 3  | 71  | 85  | .341 | .286 | .551    | 24.3  |
| 2011 | WAS | .243 | 91  | 309  | 45  | 75  | 64  | 15 | 2  | 20 | 32  | 95  | 8  | 2  | 74  | 154 | .498 | .314 | .822    | 49.7  |
| 2012 | WAS | .000 | 0   | 0    | 0   | 0   | 0   | 0  | 0  | 0  | 0   | 0   | 0  | 0  | 0   | 0   | .000 | .000 | .000    | 0.0   |
| 2013 | WAS | .000 | 0   | 0    | 0   | 0   | 0   | 0  | 0  | 0  | 0   | 0   | 0  | 0  | 0   | 0   | .000 | .000 | .000    | 0.0   |
| 2014 | WAS | .246 | 89  | 264  | 43  | 65  | 41  | 22 | 0  | 16 | 30  | 83  | 0  | 2  | 64  | 135 | .511 | .323 | .821    | 43.6  |
| 2015 | MIL | .202 | 77  | 203  | 25  | 41  | 36  | 16 | 1  | 11 | 20  | 74  | 4  | 0  | 53  | 92  | .453 | .274 | .716    | 25.8  |
| 2016 | WAS | .162 | 82  | 74   | 15  | 12  | 10  | 1  | 0  | 6  | 16  | 33  | 1  | 0  | 9   | 31  | .419 | .311 | .774    | 9.8   |
| 2017 | WAS | .000 | 18  | 2    | 5   | 0   | 0   | 0  | 0  | 0  | 0   | 1   | 0  | 0  | 0   | 0   | .000 | .000 | .000    | 0.0   |
|      |     | .224 | 443 | 1101 | 160 | 247 | 171 | 67 | 3  | 59 | 122 | 341 | 13 | 7  | 271 | 497 | .451 | .302 | .734    | 152.1 |

**REALMUTO, J.T.**

| YR   | TM | AVG  | GM  | AB  | R  | H  | RBI | DB | TR | HR | BB | SO | SB | DP | GS | TB  | SLG  | OBA  | Tot Avg | RC   |
|------|----|------|-----|-----|----|----|-----|----|----|----|----|----|----|----|----|-----|------|------|---------|------|
| 2016 | SD | .255 | 53  | 161 | 13 | 41 | 17  | 5  | 4  | 0  | 5  | 33 | 2  | 1  | 41 | 54  | .335 | .277 | .504    | 15.3 |
| 2017 | SD | .328 | 47  | 131 | 19 | 43 | 21  | 9  | 0  | 3  | 9  | 27 | 3  | 3  | 34 | 61  | .466 | .371 | .802    | 23.3 |
|      |    | .288 | 100 | 292 | 32 | 84 | 38  | 14 | 4  | 3  | 14 | 60 | 5  | 4  | 75 | 115 | .394 | .320 | .632    | 37.7 |

**REDDICK, JOSH**

| YR   | TM  | AVG  | GM | AB  | R  | H  | RBI | DB | TR | HR | BB | SO | SB | DP | GS | TB | SLG  | OBA  | Tot Avg | RC   |
|------|-----|------|----|-----|----|----|-----|----|----|----|----|----|----|----|----|----|------|------|---------|------|
| 2017 | PHI | .282 | 80 | 259 | 37 | 73 | 45  | 7  | 1  | 5  | 27 | 43 | 8  | 7  | 61 | 97 | .375 | .350 | .684    | 35.5 |
|      |     | .282 | 80 | 259 | 37 | 73 | 45  | 7  | 1  | 5  | 27 | 43 | 8  | 7  | 61 | 97 | .375 | .350 | .684    | 35.5 |

**RENDON, ANTHONY**

| YR   | TM  | AVG  | GM  | AB  | R   | H   | RBI | DB | TR | HR | BB | SO  | SB | DP | GS  | TB  | SLG  | OBA  | Tot Avg | RC    |
|------|-----|------|-----|-----|-----|-----|-----|----|----|----|----|-----|----|----|-----|-----|------|------|---------|-------|
| 2014 | CIN | .241 | 33  | 29  | 1   | 7   | 4   | 1  | 0  | 0  | 2  | 9   | 0  | 0  | 0   | 8   | .276 | .290 | .455    | 2.3   |
| 2015 | CIN | .253 | 93  | 372 | 50  | 94  | 37  | 27 | 4  | 9  | 35 | 82  | 8  | 8  | 93  | 156 | .419 | .317 | .696    | 50.8  |
| 2016 | CIN | .000 | 0   | 0   | 0   | 0   | 0   | 0  | 0  | 0  | 0  | 0   | 0  | 0  | 0   | 0   | .000 | .000 | .000    | 0.0   |
| 2017 | CIN | .259 | 94  | 352 | 53  | 91  | 72  | 35 | 0  | 17 | 37 | 83  | 1  | 3  | 91  | 177 | .503 | .329 | .814    | 58.4  |
|      |     | .255 | 220 | 753 | 104 | 192 | 113 | 63 | 4  | 26 | 74 | 174 | 9  | 11 | 184 | 341 | .453 | .322 | .741    | 111.3 |

**REVERE, BEN**

| YR   | TM | AVG  | GM  | AB  | R   | H   | RBI | DB | TR | HR | BB | SO  | SB | DP | GS  | TB  | SLG  | OBA  | Tot Avg | RC   |
|------|----|------|-----|-----|-----|-----|-----|----|----|----|----|-----|----|----|-----|-----|------|------|---------|------|
| 2014 | SF | .267 | 55  | 191 | 28  | 51  | 11  | 8  | 4  | 0  | 7  | 31  | 13 | 3  | 47  | 67  | .351 | .293 | .608    | 21.7 |
| 2015 | SF | .239 | 93  | 381 | 42  | 91  | 13  | 12 | 10 | 1  | 11 | 43  | 26 | 1  | 88  | 126 | .331 | .260 | .560    | 36.5 |
| 2016 | SF | .255 | 93  | 337 | 35  | 86  | 17  | 7  | 5  | 0  | 26 | 55  | 14 | 1  | 89  | 103 | .306 | .309 | .567    | 34.2 |
| 2017 | SF | .000 | 0   | 0   | 0   | 0   | 0   | 0  | 0  | 0  | 0  | 0   | 0  | 0  | 0   | 0   | .000 | .000 | .000    | 0.0  |
|      |    | .251 | 241 | 909 | 105 | 228 | 41  | 27 | 19 | 1  | 44 | 129 | 53 | 5  | 224 | 296 | .326 | .285 | .573    | 92.8 |

**REYES, JOSE**

| YR   | TM | AVG  | GM | AB  | R  | H   | RBI | DB | TR | HR | BB | SO | SB | DP | GS | TB  | SLG  | OBA  | Tot Avg | RC   |
|------|----|------|----|-----|----|-----|-----|----|----|----|----|----|----|----|----|-----|------|------|---------|------|
| 2004 | SD | .237 | 77 | 190 | 23 | 45  | 12  | 7  | 3  | 2  | 13 | 34 | 7  | 1  | 40 | 64  | .337 | .286 | .575    | 19.4 |
| 2005 | SD | .227 | 47 | 132 | 22 | 30  | 13  | 8  | 1  | 2  | 4  | 25 | 12 | 3  | 32 | 46  | .348 | .250 | .590    | 13.2 |
| 2006 | SD | .280 | 94 | 382 | 53 | 107 | 34  | 14 | 10 | 8  | 13 | 63 | 37 | 8  | 94 | 165 | .432 | .304 | .760    | 56.3 |
| 2007 | SD | .266 | 94 | 403 | 65 | 107 | 47  | 20 | 9  | 14 | 25 | 64 | 31 | 5  | 94 | 187 | .464 | .308 | .807    | 62.9 |
| 2008 | SD | .229 | 94 | 398 | 60 | 91  | 27  | 19 | 8  | 4  | 29 | 75 | 39 | 4  | 94 | 138 | .347 | .281 | .662    | 44.8 |
| 2009 | SD | .319 | 94 | 364 | 76 | 116 | 37  | 17 | 9  | 13 | 28 | 60 | 49 | 2  | 94 | 190 | .522 | .367 | 1.068   | 79.7 |
| 2010 | SD | .246 | 59 | 122 | 16 | 30  | 9   | 5  | 0  | 0  | 12 | 21 | 12 | 3  | 23 | 35  | .287 | .313 | .621    | 13.0 |
| 2011 | SD | .243 | 88 | 305 | 33 | 74  | 31  | 22 | 3  | 5  | 19 | 48 | 11 | 5  | 83 | 117 | .384 | .287 | .623    | 35.3 |
| 2012 | SD | .313 | 88 | 332 | 53 | 104 | 28  | 23 | 15 | 3  | 15 | 55 | 24 | 3  | 82 | 166 | .500 | .343 | .887    | 61.5 |
| 2013 | SD | .227 | 94 | 396 | 63 | 90  | 36  | 18 | 5  | 6  | 35 | 48 | 32 | 6  | 94 | 136 | .343 | .290 | .651    | 44.5 |
| 2014 | SD | .255 | 80 | 255 | 46 | 65  | 37  | 13 | 0  | 8  | 27 | 34 | 15 | 2  | 59 | 102 | .400 | .326 | .750    | 36.0 |
| 2015 | SD | .277 | 92 | 383 | 53 | 106 | 47  | 25 | 4  | 5  | 19 | 66 | 24 | 3  | 92 | 154 | .402 | .311 | .704    | 52.0 |

**DVAL HITTER REGISTRY**

|      |    |      |      |      |     |      |     |     |    |    |     |     |     |    |     |      |     |      |      |       |
|------|----|------|------|------|-----|------|-----|-----|----|----|-----|-----|-----|----|-----|------|-----|------|------|-------|
| 2016 | SD | .307 | 81   | 254  | 33  | 78   | 19  | 17  | 0  | 3  | 14  | 39  | 18  | 5  | 70  | 104  | 409 | .343 | .751 | 39.1  |
| 2017 | SD | .235 | 63   | 136  | 20  | 32   | 20  | 9   | 1  | 4  | 18  | 28  | 5   | 1  | 30  | 55   | 404 | .325 | .743 | 18.8  |
|      |    | .265 | 1145 | 4052 | 616 | 1075 | 397 | 217 | 68 | 77 | 271 | 660 | 316 | 51 | 981 | 1659 | 409 | .311 | .742 | 570.7 |

**REYNOLDS,MARK**

| YR   | TM  | AVG  | GM  | AB  | R   | H   | RBI | DB | TR | HR | BB  | SO  | SB | DP | GS  | TB  | SLG  | OBA  | Tot Avg | RC    |
|------|-----|------|-----|-----|-----|-----|-----|----|----|----|-----|-----|----|----|-----|-----|------|------|---------|-------|
| 2008 | STL | .182 | 40  | 77  | 9   | 14  | 10  | 3  | 0  | 5  | 9   | 28  | 1  | 1  | 16  | 32  | .416 | .267 | .656    | 8.7   |
| 2009 | STL | .183 | 60  | 164 | 17  | 30  | 28  | 6  | 1  | 9  | 19  | 59  | 4  | 4  | 54  | 65  | .396 | .268 | .638    | 18.0  |
| 2010 | STL | .252 | 93  | 305 | 55  | 77  | 62  | 18 | 1  | 23 | 46  | 107 | 24 | 5  | 92  | 166 | .544 | .350 | 1.013   | 62.8  |
| 2011 | STL | .252 | 68  | 139 | 25  | 35  | 24  | 10 | 1  | 6  | 29  | 56  | 2  | 4  | 46  | 65  | .468 | .381 | .889    | 25.2  |
| 2012 | STL | .248 | 63  | 125 | 23  | 31  | 18  | 12 | 0  | 9  | 19  | 46  | 3  | 0  | 35  | 70  | .560 | .347 | .979    | 24.9  |
| 2013 | STL | .250 | 41  | 36  | 7   | 9   | 5   | 2  | 0  | 2  | 11  | 10  | 0  | 0  | 3   | 17  | .472 | .426 | 1.037   | 7.2   |
| 2014 | STL | .077 | 7   | 13  | 2   | 1   | 1   | 0  | 0  | 0  | 3   | 3   | 0  | 1  | 2   | 1   | .077 | .250 | .308    | 0.3   |
| 2015 | STL | .163 | 54  | 92  | 8   | 15  | 10  | 2  | 0  | 5  | 12  | 35  | 1  | 1  | 24  | 32  | .348 | .260 | .577    | 8.5   |
| 2016 | STL | .100 | 8   | 10  | 1   | 1   | 1   | 1  | 0  | 0  | 3   | 3   | 0  | 0  | 3   | 2   | .200 | .308 | .556    | 0.6   |
| 2017 | STL | .333 | 14  | 12  | 1   | 4   | 3   | 0  | 0  | 1  | 2   | 2   | 0  | 0  | 0   | 7   | .583 | .429 | 1.125   | 3.0   |
|      |     | .223 | 448 | 973 | 148 | 217 | 162 | 54 | 3  | 60 | 153 | 349 | 35 | 16 | 275 | 457 | .470 | .329 | .835    | 156.5 |

**RIVERA,T.J.**

| YR   | TM  | AVG  | GM | AB | R | H  | RBI | DB | TR | HR | BB | SO | SB | DP | GS | TB | SLG  | OBA  | Tot Avg | RC  |
|------|-----|------|----|----|---|----|-----|----|----|----|----|----|----|----|----|----|------|------|---------|-----|
| 2017 | CIN | .348 | 41 | 46 | 6 | 16 | 11  | 3  | 0  | 2  | 2  | 5  | 0  | 1  | 3  | 25 | .543 | .375 | .871    | 9.4 |
|      |     | .348 | 41 | 46 | 6 | 16 | 11  | 3  | 0  | 2  | 2  | 5  | 0  | 1  | 3  | 25 | .543 | .375 | .871    | 9.4 |

**RIZZO,ANTHONY**

| YR   | TM  | AVG  | GM  | AB   | R   | H   | RBI | DB  | TR | HR | BB  | SO  | SB | DP | GS  | TB  | SLG  | OBA  | Tot Avg | RC    |
|------|-----|------|-----|------|-----|-----|-----|-----|----|----|-----|-----|----|----|-----|-----|------|------|---------|-------|
| 2012 | CHI | .000 | 0   | 0    | 0   | 0   | 0   | 0   | 0  | 0  | 0   | 0   | 0  | 0  | 0   | 0   | .000 | .000 | .000    | 0.0   |
| 2013 | CHI | .268 | 73  | 228  | 26  | 61  | 40  | 13  | 0  | 12 | 17  | 44  | 2  | 3  | 52  | 110 | .482 | .318 | .759    | 35.4  |
| 2014 | CHI | .226 | 94  | 336  | 53  | 76  | 50  | 21  | 1  | 19 | 58  | 79  | 4  | 6  | 94  | 156 | .464 | .340 | .820    | 53.8  |
| 2015 | CHI | .205 | 90  | 332  | 41  | 68  | 45  | 14  | 0  | 10 | 36  | 81  | 4  | 4  | 86  | 112 | .337 | .283 | .567    | 32.3  |
| 2016 | CHI | .264 | 94  | 348  | 49  | 92  | 57  | 21  | 4  | 17 | 50  | 67  | 5  | 6  | 94  | 172 | .494 | .357 | .866    | 62.3  |
| 2017 | CHI | .301 | 94  | 369  | 75  | 111 | 84  | 33  | 1  | 20 | 59  | 86  | 4  | 10 | 94  | 206 | .558 | .397 | 1.004   | 82.7  |
|      |     | .253 | 445 | 1613 | 244 | 408 | 276 | 102 | 6  | 78 | 220 | 357 | 19 | 29 | 420 | 756 | .469 | .343 | .806    | 262.6 |

**RODRIGUEZ,SEAN**

| YR   | TM  | AVG  | GM | AB  | R  | H  | RBI | DB | TR | HR | BB | SO | SB | DP | GS | TB | SLG  | OBA  | Tot Avg | RC   |
|------|-----|------|----|-----|----|----|-----|----|----|----|----|----|----|----|----|----|------|------|---------|------|
| 2016 | NYM | .333 | 16 | 6   | 3  | 2  | 1   | 0  | 0  | 0  | 0  | 1  | 0  | 0  | 0  | 2  | .333 | .333 | .500    | 0.7  |
| 2017 | NYM | .273 | 40 | 128 | 29 | 35 | 20  | 6  | 0  | 10 | 17 | 36 | 1  | 2  | 31 | 71 | .555 | .359 | .937    | 25.7 |
|      |     | .276 | 56 | 134 | 32 | 37 | 21  | 6  | 0  | 10 | 17 | 37 | 1  | 2  | 31 | 73 | .545 | .358 | .919    | 26.3 |

**ROJAS,MIGUEL**

| YR   | TM  | AVG  | GM | AB | R | H  | RBI | DB | TR | HR | BB | SO | SB | DP | GS | TB | SLG  | OBA  | Tot Avg | RC  |
|------|-----|------|----|----|---|----|-----|----|----|----|----|----|----|----|----|----|------|------|---------|-----|
| 2016 | ATL | .162 | 29 | 68 | 6 | 11 | 11  | 1  | 0  | 2  | 4  | 7  | 1  | 3  | 15 | 18 | .265 | .208 | .383    | 3.9 |
| 2017 | ATL | .118 | 27 | 17 | 2 | 2  | 2   | 1  | 0  | 0  | 2  | 0  | 0  | 0  | 2  | 3  | .176 | .211 | .333    | 0.6 |
|      |     | .153 | 56 | 85 | 8 | 13 | 13  | 2  | 0  | 2  | 6  | 7  | 1  | 3  | 17 | 21 | .247 | .209 | .373    | 4.5 |

**ROSALES,ADAM**

| YR   | TM  | AVG  | GM | AB  | R  | H  | RBI | DB | TR | HR | BB | SO | SB | DP | GS | TB | SLG  | OBA  | Tot Avg | RC   |
|------|-----|------|----|-----|----|----|-----|----|----|----|----|----|----|----|----|----|------|------|---------|------|
| 2017 | STL | .202 | 55 | 119 | 18 | 24 | 14  | 7  | 3  | 4  | 12 | 51 | 3  | 1  | 34 | 49 | .412 | .275 | .667    | 13.9 |
|      |     | .202 | 55 | 119 | 18 | 24 | 14  | 7  | 3  | 4  | 12 | 51 | 3  | 1  | 34 | 49 | .412 | .275 | .667    | 13.9 |

**ROSS,DAVID**

| YR   | TM  | AVG  | GM | AB  | R  | H  | RBI | DB | TR | HR | BB | SO | SB | DP | GS | TB | SLG  | OBA  | Tot Avg | RC   |
|------|-----|------|----|-----|----|----|-----|----|----|----|----|----|----|----|----|----|------|------|---------|------|
| 2004 | MIL | .255 | 31 | 55  | 10 | 14 | 12  | 5  | 0  | 5  | 2  | 10 | 0  | 1  | 9  | 34 | .618 | .281 | .857    | 9.5  |
| 2007 | SD  | .194 | 53 | 139 | 21 | 27 | 24  | 6  | 0  | 15 | 20 | 48 | 0  | 1  | 38 | 78 | .561 | .296 | .867    | 23.1 |
| 2008 | SD  | .143 | 61 | 175 | 16 | 25 | 31  | 4  | 0  | 12 | 18 | 61 | 0  | 8  | 48 | 65 | .371 | .223 | .525    | 14.5 |
| 2009 | STL | .189 | 43 | 95  | 8  | 18 | 8   | 7  | 0  | 0  | 17 | 30 | 0  | 1  | 24 | 25 | .263 | .313 | .538    | 7.8  |
| 2010 | STL | .257 | 71 | 109 | 11 | 28 | 22  | 11 | 0  | 5  | 23 | 34 | 0  | 1  | 21 | 54 | .495 | .386 | .939    | 20.9 |
| 2011 | STL | .218 | 64 | 110 | 11 | 24 | 7   | 13 | 0  | 1  | 20 | 29 | 0  | 1  | 20 | 40 | .364 | .338 | .690    | 13.5 |
| 2012 | WAS | .200 | 43 | 90  | 9  | 18 | 13  | 7  | 0  | 5  | 9  | 30 | 1  | 4  | 23 | 40 | .444 | .273 | .658    | 11.1 |

**DVAL HITTER REGISTRY**

|      |     |      |     |     |     |     |     |    |   |    |     |     |   |    |     |     |      |      |      |       |
|------|-----|------|-----|-----|-----|-----|-----|----|---|----|-----|-----|---|----|-----|-----|------|------|------|-------|
| 2013 | WAS | .234 | 46  | 77  | 8   | 18  | 12  | 5  | 0 | 3  | 7   | 25  | 0 | 1  | 15  | 32  | .416 | .298 | .650 | 9.5   |
| 2017 | NYM | .217 | 29  | 83  | 6   | 18  | 8   | 3  | 0 | 2  | 10  | 36  | 0 | 0  | 22  | 27  | .325 | .301 | .569 | 8.1   |
|      |     | .204 | 441 | 933 | 100 | 190 | 137 | 61 | 0 | 48 | 126 | 303 | 1 | 18 | 220 | 395 | .423 | .298 | .686 | 118.0 |

**RUIZ,CARLOS**

| YR   | TM | AVG  | GM  | AB   | R   | H   | RBI | DB  | TR | HR | BB  | SO  | SB | DP | GS  | TB  | SLG  | OBA  | Tot Avg | RC    |
|------|----|------|-----|------|-----|-----|-----|-----|----|----|-----|-----|----|----|-----|-----|------|------|---------|-------|
| 2007 | LA | .000 | 0   | 0    | 0   | 0   | 0   | 0   | 0  | 0  | 0   | 0   | 0  | 0  | 0   | 0   | .000 | .000 | .000    | 0.0   |
| 2008 | LA | .240 | 65  | 225  | 30  | 54  | 26  | 23  | 1  | 9  | 13  | 44  | 1  | 10 | 58  | 106 | .471 | .282 | .663    | 30.0  |
| 2009 | LA | .265 | 20  | 49   | 5   | 13  | 9   | 7   | 0  | 0  | 3   | 4   | 0  | 1  | 18  | 20  | .408 | .308 | .622    | 6.2   |
| 2010 | LA | .206 | 80  | 214  | 20  | 44  | 20  | 15  | 0  | 1  | 27  | 38  | 6  | 2  | 52  | 62  | .290 | .295 | .552    | 19.2  |
| 2011 | LA | .291 | 86  | 230  | 27  | 67  | 13  | 14  | 0  | 3  | 27  | 38  | 0  | 4  | 60  | 90  | .391 | .366 | .701    | 32.9  |
| 2012 | LA | .259 | 89  | 263  | 26  | 68  | 24  | 12  | 0  | 5  | 20  | 43  | 1  | 7  | 66  | 95  | .361 | .311 | .574    | 29.7  |
| 2013 | LA | .335 | 86  | 251  | 27  | 84  | 32  | 18  | 2  | 6  | 16  | 45  | 0  | 3  | 59  | 124 | .494 | .375 | .824    | 46.4  |
| 2014 | LA | .236 | 65  | 165  | 13  | 39  | 20  | 5   | 0  | 4  | 10  | 26  | 0  | 4  | 48  | 56  | .339 | .280 | .508    | 15.7  |
| 2015 | LA | .193 | 60  | 114  | 9   | 22  | 10  | 8   | 0  | 4  | 10  | 26  | 0  | 2  | 25  | 42  | .368 | .258 | .553    | 10.8  |
| 2017 | SF | .232 | 47  | 125  | 10  | 29  | 8   | 5   | 0  | 1  | 16  | 30  | 3  | 5  | 35  | 37  | .296 | .319 | .554    | 12.3  |
|      |    | .257 | 598 | 1636 | 167 | 420 | 162 | 107 | 3  | 33 | 142 | 294 | 11 | 38 | 421 | 632 | .386 | .316 | .626    | 201.7 |

**RUPP,CAMERON**

| YR   | TM  | AVG  | GM  | AB  | R  | H  | RBI | DB | TR | HR | BB | SO | SB | DP | GS  | TB  | SLG  | OBA  | Tot Avg | RC   |
|------|-----|------|-----|-----|----|----|-----|----|----|----|----|----|----|----|-----|-----|------|------|---------|------|
| 2016 | MIL | .188 | 46  | 160 | 11 | 30 | 12  | 5  | 0  | 4  | 4  | 44 | 0  | 3  | 44  | 47  | .294 | .207 | .383    | 9.7  |
| 2017 | MIL | .230 | 59  | 178 | 21 | 41 | 16  | 7  | 0  | 6  | 15 | 48 | 0  | 4  | 56  | 66  | .371 | .290 | .574    | 19.2 |
|      |     | .210 | 105 | 338 | 32 | 71 | 28  | 12 | 0  | 10 | 19 | 92 | 0  | 7  | 100 | 113 | .334 | .252 | .482    | 28.5 |

**RUSSELL,ADDISON**

| YR   | TM | AVG  | GM  | AB  | R  | H  | RBI | DB | TR | HR | BB | SO | SB | DP | GS  | TB  | SLG  | OBA  | Tot Avg | RC   |
|------|----|------|-----|-----|----|----|-----|----|----|----|----|----|----|----|-----|-----|------|------|---------|------|
| 2016 | SD | .265 | 62  | 132 | 20 | 35 | 20  | 12 | 1  | 5  | 12 | 32 | 2  | 0  | 34  | 64  | .485 | .326 | .804    | 21.2 |
| 2017 | SD | .174 | 78  | 242 | 26 | 42 | 30  | 11 | 1  | 9  | 22 | 66 | 2  | 2  | 70  | 82  | .339 | .242 | .525    | 20.1 |
|      |    | .206 | 140 | 374 | 46 | 77 | 50  | 23 | 2  | 14 | 34 | 98 | 4  | 2  | 104 | 146 | .390 | .272 | .615    | 40.3 |

**SANTANA,DOMINGO**

| YR   | TM  | AVG  | GM | AB | R | H | RBI | DB | TR | HR | BB | SO | SB | DP | GS | TB | SLG  | OBA  | Tot Avg | RC  |
|------|-----|------|----|----|---|---|-----|----|----|----|----|----|----|----|----|----|------|------|---------|-----|
| 2016 | CHI | .000 | 0  | 0  | 0 | 0 | 0   | 0  | 0  | 0  | 0  | 0  | 0  | 0  | 0  | 0  | .000 | .000 | .000    | 0.0 |
| 2017 | CHI | .000 | 1  | 4  | 0 | 0 | 0   | 0  | 0  | 0  | 0  | 2  | 0  | 0  | 1  | 0  | .000 | .000 | .000    | 0.0 |
|      |     | .000 | 1  | 4  | 0 | 0 | 0   | 0  | 0  | 0  | 0  | 2  | 0  | 0  | 1  | 0  | .000 | .000 | .000    | 0.0 |

**SCHEBLER,SCOTT**

| YR   | TM | AVG  | GM | AB  | R  | H  | RBI | DB | TR | HR | BB | SO | SB | DP | GS | TB | SLG  | OBA  | Tot Avg | RC   |
|------|----|------|----|-----|----|----|-----|----|----|----|----|----|----|----|----|----|------|------|---------|------|
| 2017 | SF | .209 | 55 | 153 | 18 | 32 | 21  | 4  | 3  | 8  | 8  | 44 | 1  | 4  | 37 | 66 | .431 | .248 | .600    | 16.5 |
|      |    | .209 | 55 | 153 | 18 | 32 | 21  | 4  | 3  | 8  | 8  | 44 | 1  | 4  | 37 | 66 | .431 | .248 | .600    | 16.5 |

**SCHIMPF,RYAN**

| YR   | TM  | AVG  | GM | AB  | R  | H  | RBI | DB | TR | HR | BB | SO | SB | DP | GS | TB | SLG  | OBA  | Tot Avg | RC   |
|------|-----|------|----|-----|----|----|-----|----|----|----|----|----|----|----|----|----|------|------|---------|------|
| 2017 | WAS | .171 | 83 | 199 | 29 | 34 | 22  | 12 | 3  | 11 | 23 | 76 | 2  | 1  | 46 | 85 | .427 | .257 | .663    | 22.1 |
|      |     | .171 | 83 | 199 | 29 | 34 | 22  | 12 | 3  | 11 | 23 | 76 | 2  | 1  | 46 | 85 | .427 | .257 | .663    | 22.1 |

**SCHWARBER,KYLE**

| YR   | TM  | AVG  | GM | AB  | R  | H  | RBI | DB | TR | HR | BB | SO | SB | DP | GS | TB | SLG  | OBA  | Tot Avg | RC   |
|------|-----|------|----|-----|----|----|-----|----|----|----|----|----|----|----|----|----|------|------|---------|------|
| 2016 | WAS | .172 | 89 | 169 | 20 | 29 | 19  | 4  | 0  | 10 | 38 | 67 | 3  | 3  | 38 | 63 | .373 | .324 | .727    | 20.9 |
| 2017 | WAS | .000 | 0  | 0   | 0  | 0  | 0   | 0  | 0  | 0  | 0  | 0  | 0  | 0  | 0  | 0  | .000 | .000 | .000    | 0.0  |
|      |     | .172 | 89 | 169 | 20 | 29 | 19  | 4  | 0  | 10 | 38 | 67 | 3  | 3  | 38 | 63 | .373 | .324 | .727    | 20.9 |

**SEAGER,COREY**

| YR   | TM  | AVG  | GM  | AB  | R  | H   | RBI | DB | TR | HR | BB | SO  | SB | DP | GS  | TB  | SLG  | OBA  | Tot Avg | RC   |
|------|-----|------|-----|-----|----|-----|-----|----|----|----|----|-----|----|----|-----|-----|------|------|---------|------|
| 2016 | STL | .287 | 59  | 87  | 14 | 25  | 29  | 4  | 3  | 5  | 13 | 25  | 0  | 3  | 16  | 50  | .575 | .380 | .969    | 19.0 |
| 2017 | STL | .293 | 94  | 348 | 47 | 102 | 71  | 24 | 2  | 15 | 38 | 89  | 3  | 4  | 94  | 175 | .503 | .363 | .864    | 64.1 |
|      |     | .292 | 153 | 435 | 61 | 127 | 100 | 28 | 5  | 20 | 51 | 114 | 3  | 7  | 110 | 225 | .517 | .366 | .886    | 83.0 |

**DVAL HITTER REGISTRY**

**SEGURA,JEAN**

| YR   | TM  | AVG  | GM  | AB   | R   | H   | RBI | DB | TR | HR | BB | SO  | SB | DP | GS  | TB  | SLG  | OBA  | Tot Avg | RC    |
|------|-----|------|-----|------|-----|-----|-----|----|----|----|----|-----|----|----|-----|-----|------|------|---------|-------|
| 2014 | WAS | .280 | 93  | 353  | 45  | 99  | 39  | 19 | 6  | 9  | 12 | 72  | 26 | 4  | 87  | 157 | .445 | .304 | .756    | 52.1  |
| 2015 | MIL | .214 | 83  | 280  | 31  | 60  | 26  | 11 | 4  | 4  | 19 | 57  | 14 | 9  | 78  | 91  | .325 | .264 | .541    | 26.1  |
| 2016 | MIL | .249 | 87  | 297  | 36  | 74  | 38  | 7  | 4  | 8  | 13 | 57  | 6  | 9  | 80  | 113 | .380 | .281 | .569    | 32.6  |
| 2017 | MIL | .300 | 91  | 350  | 50  | 105 | 46  | 27 | 4  | 10 | 30 | 68  | 6  | 3  | 90  | 170 | .486 | .355 | .831    | 61.6  |
|      |     | .264 | 354 | 1280 | 162 | 338 | 149 | 64 | 18 | 31 | 74 | 254 | 52 | 25 | 335 | 531 | .415 | .304 | .679    | 170.3 |

**SIMMONS,ANDRELTON**

| YR   | TM  | AVG  | GM  | AB  | R  | H   | RBI | DB | TR | HR | BB | SO  | SB | DP | GS  | TB  | SLG  | OBA  | Tot Avg | RC   |
|------|-----|------|-----|-----|----|-----|-----|----|----|----|----|-----|----|----|-----|-----|------|------|---------|------|
| 2013 | MIL | .230 | 64  | 139 | 15 | 32  | 24  | 8  | 2  | 4  | 8  | 23  | 0  | 2  | 24  | 56  | .403 | .272 | .587    | 15.2 |
| 2014 | MIL | .247 | 69  | 223 | 16 | 55  | 26  | 8  | 2  | 7  | 9  | 27  | 2  | 5  | 62  | 88  | .395 | .276 | .572    | 24.6 |
| 2015 | WAS | .308 | 9   | 26  | 2  | 8   | 2   | 1  | 2  | 0  | 3  | 2   | 0  | 0  | 9   | 13  | .500 | .379 | .889    | 4.9  |
| 2016 | WAS | .213 | 90  | 286 | 18 | 61  | 18  | 13 | 3  | 0  | 12 | 39  | 1  | 4  | 82  | 80  | .280 | .245 | .406    | 19.7 |
| 2017 | WAS | .231 | 68  | 251 | 29 | 58  | 13  | 12 | 1  | 1  | 17 | 38  | 6  | 5  | 68  | 75  | .299 | .280 | .495    | 21.9 |
|      |     | .231 | 300 | 925 | 80 | 214 | 83  | 42 | 10 | 12 | 49 | 129 | 9  | 16 | 245 | 312 | .337 | .270 | .509    | 85.6 |

**SMITH,MALLEX**

| YR   | TM  | AVG  | GM | AB  | R  | H  | RBI | DB | TR | HR | BB | SO | SB | DP | GS | TB | SLG  | OBA  | Tot Avg | RC   |
|------|-----|------|----|-----|----|----|-----|----|----|----|----|----|----|----|----|----|------|------|---------|------|
| 2017 | PHI | .235 | 60 | 153 | 27 | 36 | 14  | 4  | 2  | 3  | 18 | 44 | 19 | 2  | 30 | 53 | .346 | .316 | .756    | 20.0 |
|      |     | .235 | 60 | 153 | 27 | 36 | 14  | 4  | 2  | 3  | 18 | 44 | 19 | 2  | 30 | 53 | .346 | .316 | .756    | 20.0 |

**SMITH,SETH**

| YR   | TM  | AVG  | GM  | AB  | R  | H   | RBI | DB | TR | HR | BB | SO  | SB | DP | GS  | TB  | SLG  | OBA  | Tot Avg | RC   |
|------|-----|------|-----|-----|----|-----|-----|----|----|----|----|-----|----|----|-----|-----|------|------|---------|------|
| 2015 | NYM | .200 | 81  | 270 | 35 | 54  | 25  | 14 | 1  | 7  | 36 | 60  | 0  | 1  | 73  | 91  | .337 | .294 | .585    | 26.8 |
| 2016 | NYM | .197 | 76  | 233 | 28 | 46  | 21  | 15 | 2  | 7  | 14 | 58  | 3  | 2  | 59  | 86  | .369 | .243 | .545    | 21.3 |
| 2017 | NYM | .200 | 19  | 15  | 5  | 3   | 0   | 0  | 0  | 0  | 2  | 6   | 0  | 0  | 0   | 3   | .200 | .294 | .417    | 0.9  |
|      |     | .199 | 176 | 518 | 68 | 103 | 46  | 29 | 3  | 14 | 52 | 124 | 3  | 3  | 132 | 180 | .347 | .272 | .562    | 49.4 |

**SOLARTE,YANGERVIS**

| YR   | TM  | AVG  | GM  | AB  | R  | H   | RBI | DB | TR | HR | BB | SO  | SB | DP | GS  | TB  | SLG  | OBA  | Tot Avg | RC   |
|------|-----|------|-----|-----|----|-----|-----|----|----|----|----|-----|----|----|-----|-----|------|------|---------|------|
| 2015 | ATL | .202 | 84  | 272 | 26 | 55  | 22  | 14 | 0  | 3  | 22 | 38  | 0  | 10 | 75  | 78  | .287 | .262 | .441    | 20.4 |
| 2016 | ATL | .242 | 88  | 331 | 25 | 80  | 33  | 15 | 4  | 9  | 16 | 42  | 1  | 9  | 87  | 130 | .393 | .277 | .565    | 36.1 |
| 2017 | ATL | .301 | 74  | 246 | 36 | 74  | 37  | 23 | 1  | 10 | 14 | 47  | 1  | 3  | 59  | 129 | .524 | .338 | .823    | 43.8 |
|      |     | .246 | 246 | 849 | 87 | 209 | 92  | 52 | 5  | 22 | 52 | 127 | 2  | 22 | 221 | 337 | .397 | .290 | .591    | 97.9 |

**SOLER,JORGE**

| YR   | TM  | AVG  | GM  | AB  | R  | H   | RBI | DB | TR | HR | BB | SO  | SB | DP | GS | TB  | SLG  | OBA  | Tot Avg | RC   |
|------|-----|------|-----|-----|----|-----|-----|----|----|----|----|-----|----|----|----|-----|------|------|---------|------|
| 2015 | PIT | .253 | 49  | 91  | 12 | 23  | 14  | 11 | 2  | 4  | 10 | 22  | 0  | 0  | 14 | 50  | .549 | .327 | .882    | 16.3 |
| 2016 | PIT | .268 | 68  | 190 | 26 | 51  | 27  | 14 | 2  | 5  | 11 | 57  | 1  | 6  | 48 | 84  | .442 | .308 | .662    | 26.1 |
| 2017 | PIT | .240 | 62  | 129 | 17 | 31  | 23  | 1  | 1  | 6  | 13 | 30  | 2  | 3  | 28 | 52  | .403 | .310 | .663    | 16.5 |
|      |     | .256 | 179 | 410 | 55 | 105 | 64  | 26 | 5  | 15 | 34 | 109 | 3  | 9  | 90 | 186 | .454 | .313 | .710    | 58.7 |

**SPAN,DENARD**

| YR   | TM  | AVG  | GM  | AB   | R   | H   | RBI | DB | TR | HR | BB | SO  | SB | DP | GS  | TB  | SLG  | OBA  | Tot Avg | RC    |
|------|-----|------|-----|------|-----|-----|-----|----|----|----|----|-----|----|----|-----|-----|------|------|---------|-------|
| 2014 | PHI | .223 | 93  | 400  | 44  | 89  | 23  | 18 | 8  | 3  | 25 | 63  | 19 | 3  | 93  | 132 | .330 | .268 | .561    | 38.2  |
| 2015 | PHI | .237 | 94  | 393  | 62  | 93  | 29  | 21 | 6  | 0  | 38 | 50  | 36 | 3  | 94  | 126 | .321 | .304 | .660    | 44.3  |
| 2016 | PHI | .310 | 71  | 210  | 39  | 65  | 22  | 23 | 0  | 4  | 15 | 32  | 10 | 6  | 39  | 100 | .476 | .356 | .828    | 37.5  |
| 2017 | PHI | .111 | 30  | 90   | 8   | 10  | 2   | 2  | 0  | 0  | 8  | 24  | 3  | 1  | 25  | 12  | .133 | .184 | .284    | 2.5   |
|      |     | .235 | 288 | 1093 | 153 | 257 | 76  | 64 | 14 | 7  | 86 | 169 | 68 | 13 | 251 | 370 | .339 | .291 | .617    | 118.5 |

**STANTON,GIANCARLO**

| YR   | TM | AVG  | GM | AB  | R  | H  | RBI | DB | TR | HR | BB | SO  | SB | DP | GS | TB  | SLG  | OBA  | Tot Avg | RC   |
|------|----|------|----|-----|----|----|-----|----|----|----|----|-----|----|----|----|-----|------|------|---------|------|
| 2011 | SF | .245 | 77 | 229 | 30 | 56 | 38  | 16 | 0  | 16 | 20 | 72  | 4  | 2  | 55 | 120 | .524 | .305 | .823    | 37.3 |
| 2012 | SF | .210 | 91 | 300 | 42 | 63 | 61  | 16 | 4  | 17 | 36 | 96  | 3  | 7  | 80 | 138 | .460 | .295 | .725    | 41.1 |
| 2013 | SF | .254 | 88 | 287 | 57 | 73 | 51  | 21 | 4  | 25 | 22 | 95  | 0  | 3  | 70 | 177 | .617 | .307 | .917    | 54.4 |
| 2014 | SF | .207 | 82 | 261 | 45 | 54 | 50  | 13 | 0  | 19 | 35 | 78  | 1  | 5  | 68 | 124 | .475 | .301 | .755    | 37.4 |
| 2015 | SF | .274 | 93 | 339 | 63 | 93 | 49  | 22 | 0  | 27 | 38 | 109 | 4  | 7  | 89 | 196 | .578 | .347 | .941    | 68.9 |



**DVAL HITTER REGISTRY**

|      |    |      |     |      |     |     |     |     |   |     |     |     |    |    |     |     |      |      |      |       |
|------|----|------|-----|------|-----|-----|-----|-----|---|-----|-----|-----|----|----|-----|-----|------|------|------|-------|
| 2016 | SF | .202 | 74  | 178  | 31  | 36  | 33  | 6   | 0 | 15  | 23  | 59  | 4  | 2  | 45  | 87  | .489 | .294 | .792 | 26.2  |
| 2017 | SF | .181 | 79  | 227  | 29  | 41  | 30  | 13  | 1 | 11  | 30  | 80  | 1  | 4  | 60  | 89  | .392 | .276 | .632 | 24.7  |
|      |    | .228 | 584 | 1821 | 297 | 416 | 312 | 107 | 9 | 130 | 204 | 589 | 17 | 30 | 467 | 931 | .511 | .306 | .803 | 287.9 |

**SUAREZ,EUGENIO**

| YR   | TM | AVG  | GM  | AB  | R  | H   | RBI | DB | TR | HR | BB | SO  | SB | DP | GS  | TB  | SLG  | OBA  | Tot Avg | RC   |
|------|----|------|-----|-----|----|-----|-----|----|----|----|----|-----|----|----|-----|-----|------|------|---------|------|
| 2016 | LA | .276 | 79  | 246 | 20 | 68  | 31  | 14 | 0  | 4  | 11 | 66  | 8  | 3  | 56  | 94  | .382 | .307 | .624    | 30.2 |
| 2017 | LA | .240 | 71  | 217 | 25 | 52  | 16  | 8  | 2  | 6  | 19 | 64  | 2  | 3  | 63  | 82  | .378 | .301 | .613    | 25.0 |
|      |    | .259 | 150 | 463 | 45 | 120 | 47  | 22 | 2  | 10 | 30 | 130 | 10 | 6  | 119 | 176 | .380 | .304 | .619    | 55.2 |

**SUZUKI,ICHIRO**

| YR   | TM  | AVG  | GM | AB  | R  | H  | RBI | DB | TR | HR | BB | SO | SB | DP | GS | TB | SLG  | OBA  | Tot Avg | RC   |
|------|-----|------|----|-----|----|----|-----|----|----|----|----|----|----|----|----|----|------|------|---------|------|
| 2017 | STL | .259 | 68 | 216 | 26 | 56 | 24  | 5  | 2  | 1  | 18 | 35 | 20 | 6  | 51 | 68 | .315 | .316 | .639    | 25.0 |
|      |     | .259 | 68 | 216 | 26 | 56 | 24  | 5  | 2  | 1  | 18 | 35 | 20 | 6  | 51 | 68 | .315 | .316 | .639    | 25.0 |

**SUZUKI,KURT**

| YR   | TM  | AVG  | GM  | AB  | R  | H   | RBI | DB | TR | HR | BB | SO  | SB | DP | GS  | TB  | SLG  | OBA  | Tot Avg | RC   |
|------|-----|------|-----|-----|----|-----|-----|----|----|----|----|-----|----|----|-----|-----|------|------|---------|------|
| 2013 | PHI | .224 | 72  | 201 | 13 | 45  | 16  | 11 | 0  | 0  | 5  | 30  | 2  | 3  | 62  | 56  | .279 | .243 | .396    | 13.9 |
| 2014 | PHI | .190 | 47  | 116 | 10 | 22  | 11  | 1  | 0  | 4  | 9  | 19  | 1  | 2  | 37  | 35  | .302 | .248 | .469    | 8.8  |
| 2015 | PHI | .261 | 83  | 241 | 26 | 63  | 19  | 17 | 0  | 0  | 13 | 29  | 1  | 6  | 70  | 80  | .332 | .299 | .511    | 24.1 |
| 2016 | PHI | .175 | 43  | 126 | 9  | 22  | 10  | 1  | 0  | 0  | 11 | 27  | 0  | 2  | 40  | 23  | .183 | .241 | .321    | 5.5  |
| 2017 | PHI | .231 | 52  | 156 | 11 | 36  | 13  | 8  | 0  | 1  | 8  | 27  | 0  | 4  | 50  | 47  | .301 | .268 | .444    | 12.6 |
|      |     | .224 | 297 | 840 | 69 | 188 | 69  | 38 | 0  | 5  | 46 | 132 | 4  | 17 | 259 | 241 | .287 | .264 | .435    | 64.2 |

**SWANSON,DANSBY**

| YR   | TM | AVG  | GM | AB  | R  | H  | RBI | DB | TR | IIR | BB | SO | SB | DP | GS | TB | SLG  | OBA  | Tot Avg | RC   |
|------|----|------|----|-----|----|----|-----|----|----|-----|----|----|----|----|----|----|------|------|---------|------|
| 2017 | LA | .273 | 83 | 132 | 22 | 36 | 8   | 8  | 1  | 3   | 13 | 37 | 2  | 1  | 20 | 55 | .417 | .338 | .722    | 19.0 |
|      |    | .273 | 83 | 132 | 22 | 36 | 8   | 8  | 1  | 3   | 13 | 37 | 2  | 1  | 20 | 55 | .417 | .338 | .722    | 19.0 |

**SZCZUR,MATT**

| YR   | TM | AVG  | GM | AB  | R  | H  | RBI | DB | TR | HR | BB | SO | SB | DP | GS | TB | SLG  | OBA  | Tot Avg | RC   |
|------|----|------|----|-----|----|----|-----|----|----|----|----|----|----|----|----|----|------|------|---------|------|
| 2016 | LA | .273 | 21 | 11  | 3  | 3  | 2   | 2  | 0  | 0  | 1  | 0  | 0  | 0  | 0  | 5  | .455 | .333 | .750    | 1.7  |
| 2017 | LA | .253 | 45 | 91  | 15 | 23 | 7   | 6  | 1  | 1  | 6  | 29 | 1  | 1  | 28 | 34 | .374 | .299 | .594    | 10.3 |
|      |    | .255 | 66 | 102 | 18 | 26 | 9   | 8  | 1  | 1  | 7  | 29 | 1  | 1  | 28 | 39 | .382 | .303 | .610    | 12.0 |

**TAYLOR,MICHAEL**

| YR   | TM  | AVG  | GM | AB | R | H | RBI | DB | TR | HR | BB | SO | SB | DP | GS | TB | SLG  | OBA  | Tot Avg | RC  |
|------|-----|------|----|----|---|---|-----|----|----|----|----|----|----|----|----|----|------|------|---------|-----|
| 2016 | PHI | .000 | 0  | 0  | 0 | 0 | 0   | 0  | 0  | 0  | 0  | 0  | 0  | 0  | 0  | 0  | .000 | .000 | .000    | 0.0 |
| 2017 | CIN | .250 | 41 | 28 | 4 | 7 | 1   | 3  | 0  | 0  | 4  | 9  | 4  | 0  | 5  | 10 | .357 | .344 | .857    | 4.2 |
|      |     | .250 | 41 | 28 | 4 | 7 | 1   | 3  | 0  | 0  | 4  | 9  | 4  | 0  | 5  | 10 | .357 | .344 | .857    | 4.2 |

**TEJADA,RUBEN**

| YR   | TM  | AVG  | GM  | AB  | R  | H   | RBI | DB | TR | HR | BB | SO  | SB | DP | GS  | TB  | SLG  | OBA  | Tot Avg | RC   |
|------|-----|------|-----|-----|----|-----|-----|----|----|----|----|-----|----|----|-----|-----|------|------|---------|------|
| 2011 | CIN | .105 | 53  | 38  | 6  | 4   | 3   | 2  | 0  | 0  | 1  | 13  | 1  | 0  | 6   | 6   | .158 | .128 | .235    | 0.8  |
| 2012 | CIN | .239 | 63  | 201 | 12 | 48  | 23  | 9  | 2  | 0  | 14 | 34  | 4  | 3  | 53  | 61  | .303 | .288 | .506    | 18.2 |
| 2013 | PIT | .298 | 79  | 295 | 48 | 88  | 23  | 22 | 0  | 1  | 23 | 52  | 6  | 3  | 70  | 113 | .383 | .349 | .676    | 40.6 |
| 2014 | PIT | .134 | 32  | 112 | 10 | 15  | 6   | 6  | 1  | 0  | 11 | 23  | 0  | 3  | 26  | 23  | .205 | .211 | .340    | 4.9  |
| 2015 | PIT | .182 | 24  | 33  | 5  | 6   | 4   | 0  | 0  | 0  | 2  | 7   | 0  | 1  | 4   | 6   | .182 | .229 | .286    | 1.4  |
| 2016 | PIT | .192 | 58  | 213 | 12 | 41  | 15  | 10 | 0  | 1  | 14 | 52  | 0  | 6  | 54  | 54  | .254 | .242 | .382    | 13.1 |
| 2017 | PIT | .000 | 0   | 0   | 0  | 0   | 0   | 0  | 0  | 0  | 0  | 0   | 0  | 0  | 0   | 0   | .000 | .000 | .000    | 0.0  |
|      |     | .226 | 309 | 892 | 93 | 202 | 74  | 49 | 3  | 2  | 65 | 181 | 11 | 16 | 213 | 263 | .295 | .279 | .480    | 75.1 |

**TOLES,ANDREW**

| YR   | TM | AVG  | GM | AB  | R  | H  | RBI | DB | TR | HR | BB | SO | SB | DP | GS | TB | SLG  | OBA  | Tot Avg | RC   |
|------|----|------|----|-----|----|----|-----|----|----|----|----|----|----|----|----|----|------|------|---------|------|
| 2017 | SD | .270 | 59 | 115 | 11 | 31 | 21  | 9  | 1  | 1  | 3  | 29 | 4  | 1  | 16 | 45 | .391 | .288 | .612    | 13.6 |
|      |    | .270 | 59 | 115 | 11 | 31 | 21  | 9  | 1  | 1  | 3  | 29 | 4  | 1  | 16 | 45 | .391 | .288 | .612    | 13.6 |

**TOMAS,YASMANY**

| YR | TM | AVG | GM | AB | R | H | RBI | DB | TR | HR | BB | SO | SB | DP | GS | TB | SLG | OBA | Tot Avg | RC |
|----|----|-----|----|----|---|---|-----|----|----|----|----|----|----|----|----|----|-----|-----|---------|----|
|----|----|-----|----|----|---|---|-----|----|----|----|----|----|----|----|----|----|-----|-----|---------|----|

**DVAL HITTER REGISTRY**

|      |     |      |    |     |    |    |    |    |   |    |    |    |   |   |    |     |     |      |      |      |     |
|------|-----|------|----|-----|----|----|----|----|---|----|----|----|---|---|----|-----|-----|------|------|------|-----|
| 2016 | WAS | .000 | 0  | 0   | 0  | 0  | 0  | 0  | 0 | 0  | 0  | 0  | 0 | 0 | 0  | 0   | 0   | .000 | .000 | .000 | 0.0 |
| 2017 | WAS | .194 | 86 | 304 | 31 | 59 | 55 | 15 | 3 | 19 | 21 | 75 | 0 | 7 | 79 | 137 | 451 | .246 | .627 | 33.7 |     |
|      |     | .194 | 86 | 304 | 31 | 59 | 55 | 15 | 3 | 19 | 21 | 75 | 0 | 7 | 79 | 137 | 451 | .246 | .627 | 33.7 |     |

**TOMLINSON,KELBY**

| YR   | TM  | AVG  | GM | AB  | R  | H  | RBI | DB | TR | HR | BB | SO | SB | DP | GS | TB | SLG  | OBA  | Tot Avg | RC   |
|------|-----|------|----|-----|----|----|-----|----|----|----|----|----|----|----|----|----|------|------|---------|------|
| 2016 | PHI | .325 | 41 | 83  | 10 | 27 | 9   | 3  | 2  | 0  | 8  | 16 | 2  | 1  | 20 | 34 | .410 | .385 | .772    | 13.5 |
| 2017 | PHI | .212 | 57 | 113 | 17 | 24 | 4   | 2  | 0  | 0  | 7  | 29 | 5  | 0  | 17 | 26 | .230 | .258 | .427    | 7.4  |
|      |     | .260 | 98 | 196 | 27 | 51 | 13  | 5  | 2  | 0  | 15 | 45 | 7  | 1  | 37 | 60 | .306 | .313 | .562    | 20.0 |

**TRUMBO,MARK**

| YR   | TM  | AVG  | GM  | AB  | R  | H  | RBI | DB | TR | HR | BB | SO | SB | DP | GS | TB  | SLG  | OBA  | Tot Avg | RC   |
|------|-----|------|-----|-----|----|----|-----|----|----|----|----|----|----|----|----|-----|------|------|---------|------|
| 2015 | WAS | .111 | 22  | 18  | 0  | 2  | 1   | 1  | 0  | 0  | 2  | 1  | 0  | 1  | 1  | 3   | .167 | .200 | .294    | 0.6  |
| 2016 | WAS | .000 | 0   | 0   | 0  | 0  | 0   | 0  | 0  | 0  | 0  | 0  | 0  | 0  | 0  | 0   | .000 | .000 | .000    | 0.0  |
| 2017 | WAS | .227 | 94  | 352 | 42 | 80 | 54  | 23 | 1  | 25 | 28 | 97 | 0  | 6  | 93 | 180 | .511 | .284 | .748    | 51.2 |
|      |     | .222 | 116 | 370 | 42 | 82 | 55  | 24 | 1  | 25 | 30 | 98 | 0  | 7  | 94 | 183 | .495 | .280 | .722    | 51.2 |

**TURNER,JUSTIN**

| YR   | TM  | AVG  | GM  | AB   | R   | H   | RBI | DB | TR | HR | BB | SO  | SB | DP | GS  | TB  | SLG  | OBA  | Tot Avg | RC    |
|------|-----|------|-----|------|-----|-----|-----|----|----|----|----|-----|----|----|-----|-----|------|------|---------|-------|
| 2012 | NYM | .238 | 73  | 227  | 19  | 54  | 6   | 16 | 0  | 0  | 24 | 28  | 5  | 4  | 68  | 70  | .308 | .311 | .559    | 22.6  |
| 2013 | NYM | .204 | 16  | 54   | 3   | 11  | 3   | 6  | 0  | 0  | 4  | 9   | 0  | 2  | 15  | 17  | .315 | .259 | .467    | 4.4   |
| 2014 | NYM | .342 | 48  | 79   | 9   | 27  | 7   | 4  | 1  | 1  | 6  | 11  | 0  | 1  | 19  | 36  | .456 | .388 | .792    | 14.0  |
| 2015 | NYM | .318 | 78  | 223  | 33  | 71  | 49  | 15 | 0  | 6  | 9  | 47  | 9  | 5  | 45  | 104 | .466 | .345 | .777    | 37.6  |
| 2016 | NYM | .236 | 78  | 258  | 41  | 61  | 39  | 14 | 1  | 12 | 19 | 57  | 3  | 1  | 61  | 113 | .438 | .289 | .682    | 33.1  |
| 2017 | NYM | .282 | 88  | 333  | 44  | 94  | 55  | 28 | 1  | 17 | 24 | 63  | 0  | 1  | 88  | 175 | .526 | .331 | .829    | 57.8  |
|      |     | .271 | 381 | 1174 | 149 | 318 | 159 | 83 | 3  | 36 | 86 | 215 | 17 | 14 | 296 | 515 | .439 | .321 | .710    | 168.1 |

**TURNER,TREA**

| YR   | TM  | AVG  | GM | AB  | R  | H  | RBI | DB | TR | HR | BB | SO | SB | DP | GS | TB  | SLG  | OBA  | Tot Avg | RC   |
|------|-----|------|----|-----|----|----|-----|----|----|----|----|----|----|----|----|-----|------|------|---------|------|
| 2017 | PIT | .308 | 83 | 221 | 39 | 68 | 34  | 16 | 3  | 10 | 12 | 50 | 18 | 2  | 45 | 120 | .543 | .343 | .968    | 44.6 |
|      |     | .308 | 83 | 221 | 39 | 68 | 34  | 16 | 3  | 10 | 12 | 50 | 18 | 2  | 45 | 120 | .543 | .343 | .968    | 44.6 |

**UPTON,JUSTIN**

| YR   | TM  | AVG   | GM  | AB   | R   | H   | RBI | DB  | TR | HR  | BB  | SO  | SB  | DP | GS  | TB   | SLG   | OBA   | Tot Avg | RC    |
|------|-----|-------|-----|------|-----|-----|-----|-----|----|-----|-----|-----|-----|----|-----|------|-------|-------|---------|-------|
| 2008 | STL | 1.000 | 1   | 1    | 0   | 1   | 0   | 0   | 0  | 0   | 0   | 0   | 0   | 0  | 0   | 1    | 1.000 | 1.000 | .000    | 1.0   |
| 2009 | STL | .258  | 77  | 229  | 47  | 59  | 37  | 12  | 3  | 13  | 37  | 80  | 4   | 2  | 57  | 116  | .507  | .361  | .913    | 42.7  |
| 2010 | STL | .288  | 91  | 319  | 52  | 92  | 66  | 14  | 2  | 21  | 37  | 80  | 24  | 5  | 81  | 173  | .542  | .362  | 1.009   | 67.5  |
| 2011 | STL | .212  | 84  | 278  | 34  | 59  | 27  | 15  | 0  | 6   | 42  | 77  | 18  | 8  | 76  | 92   | .331  | .316  | .670    | 32.2  |
| 2012 | STL | .271  | 94  | 361  | 75  | 98  | 84  | 19  | 3  | 28  | 50  | 65  | 26  | 6  | 94  | 207  | .573  | .360  | 1.052   | 79.7  |
| 2013 | ATL | .285  | 93  | 354  | 56  | 101 | 49  | 13  | 4  | 13  | 31  | 71  | 18  | 3  | 88  | 161  | .455  | .343  | .820    | 58.6  |
| 2014 | ATL | .257  | 91  | 343  | 58  | 88  | 50  | 15  | 2  | 17  | 36  | 114 | 4   | 5  | 90  | 158  | .461  | .327  | .762    | 52.4  |
| 2015 | ATL | .243  | 90  | 333  | 43  | 81  | 54  | 22  | 1  | 16  | 30  | 95  | 3   | 2  | 88  | 153  | .459  | .306  | .732    | 47.3  |
| 2016 | ATL | .179  | 93  | 346  | 45  | 62  | 38  | 8   | 0  | 15  | 39  | 104 | 13  | 10 | 87  | 115  | .332  | .262  | .568    | 32.0  |
| 2017 | ATL | .237  | 90  | 350  | 44  | 83  | 48  | 21  | 0  | 16  | 26  | 122 | 8   | 5  | 88  | 152  | .434  | .290  | .684    | 45.3  |
|      |     | .248  | 804 | 2914 | 454 | 724 | 453 | 139 | 15 | 145 | 328 | 808 | 118 | 46 | 749 | 1328 | .456  | .324  | .793    | 452.0 |

**UPTON,MELVIN**

| YR   | TM | AVG  | GM | AB | R | H  | RBI | DB | TR | HR | BB | SO | SB | DP | GS | TB | SLG  | OBA  | Tot Avg | RC  |
|------|----|------|----|----|---|----|-----|----|----|----|----|----|----|----|----|----|------|------|---------|-----|
| 2014 | SF | .000 | 0  | 0  | 0 | 0  | 0   | 0  | 0  | 0  | 0  | 0  | 0  | 0  | 0  | 0  | .000 | .000 | .000    | 0.0 |
| 2015 | SF | .444 | 3  | 9  | 1 | 4  | 3   | 1  | 0  | 1  | 3  | 2  | 0  | 0  | 3  | 8  | .889 | .583 | 2.200   | 4.7 |
| 2016 | SF | .222 | 19 | 27 | 2 | 6  | 0   | 3  | 0  | 0  | 3  | 7  | 1  | 0  | 5  | 9  | .333 | .300 | .619    | 2.9 |
| 2017 | SF | .000 | 0  | 0  | 0 | 0  | 0   | 0  | 0  | 0  | 0  | 0  | 0  | 0  | 0  | 0  | .000 | .000 | .000    | 0.0 |
|      |    | .278 | 22 | 36 | 3 | 10 | 3   | 4  | 0  | 1  | 6  | 9  | 1  | 0  | 8  | 17 | .472 | .381 | .923    | 6.7 |

**VALBUENA,LUIS**

| YR   | TM  | AVG  | GM | AB  | R  | H  | RBI | DB | TR | HR | BB | SO | SB | DP | GS | TB | SLG  | OBA  | Tot Avg | RC   |
|------|-----|------|----|-----|----|----|-----|----|----|----|----|----|----|----|----|----|------|------|---------|------|
| 2014 | WAS | .155 | 76 | 194 | 31 | 30 | 18  | 3  | 1  | 8  | 38 | 44 | 2  | 2  | 55 | 59 | .304 | .293 | .596    | 17.6 |
| 2015 | WAS | .235 | 74 | 183 | 30 | 43 | 32  | 13 | 0  | 9  | 20 | 49 | 2  | 2  | 45 | 83 | .454 | .310 | .739    | 26.1 |
| 2016 | WAS | .161 | 57 | 137 | 11 | 22 | 18  | 5  | 0  | 5  | 15 | 33 | 0  | 7  | 31 | 42 | .307 | .243 | .467    | 10.2 |

**DVAL HITTER REGISTRY**

|      |     |      |     |     |     |     |     |    |   |    |     |     |   |    |     |     |      |      |       |      |
|------|-----|------|-----|-----|-----|-----|-----|----|---|----|-----|-----|---|----|-----|-----|------|------|-------|------|
| 2017 | WAS | .289 | 74  | 187 | 33  | 54  | 32  | 15 | 0 | 15 | 27  | 52  | 0 | 3  | 42  | 114 | .610 | .379 | 1.037 | 43.1 |
|      |     | .213 | 281 | 701 | 105 | 149 | 100 | 36 | 1 | 37 | 100 | 178 | 4 | 14 | 173 | 298 | .425 | .311 | .710  | 93.3 |

**VILLAR, JONATHAN**

| YR   | TM  | AVG  | GM | AB  | R  | H   | RBI | DB | TR | HR | BB | SO  | SB | DP | GS | TB  | SLG  | OBA  | Tot Avg | RC   |
|------|-----|------|----|-----|----|-----|-----|----|----|----|----|-----|----|----|----|-----|------|------|---------|------|
| 2017 | ATL | .267 | 94 | 389 | 78 | 104 | 46  | 26 | 5  | 12 | 44 | 112 | 38 | 4  | 93 | 176 | .452 | .342 | .893    | 67.3 |
|      |     | .267 | 94 | 389 | 78 | 104 | 46  | 26 | 5  | 12 | 44 | 112 | 38 | 4  | 93 | 176 | .452 | .342 | .893    | 67.3 |

**VOTTO, JOEY**

| YR   | TM  | AVG  | GM  | AB   | R   | H   | RBI | DB  | TR | HR  | BB  | SO  | SB | DP | GS  | TB   | SLG  | OBA  | Tot Avg | RC    |
|------|-----|------|-----|------|-----|-----|-----|-----|----|-----|-----|-----|----|----|-----|------|------|------|---------|-------|
| 2008 | CIN | .213 | 61  | 94   | 4   | 20  | 14  | 7   | 0  | 3   | 6   | 20  | 3  | 2  | 12  | 36   | .383 | .260 | .592    | 9.8   |
| 2009 | CIN | .253 | 94  | 344  | 48  | 87  | 69  | 19  | 2  | 20  | 34  | 77  | 1  | 7  | 88  | 170  | .494 | .320 | .777    | 54.6  |
| 2010 | CIN | .301 | 88  | 306  | 61  | 92  | 53  | 25  | 1  | 17  | 42  | 82  | 4  | 4  | 75  | 170  | .556 | .385 | .991    | 66.3  |
| 2011 | CIN | .380 | 94  | 342  | 68  | 130 | 82  | 19  | 0  | 31  | 48  | 74  | 13 | 12 | 89  | 242  | .708 | .456 | 1.353   | 113.7 |
| 2012 | CIN | .315 | 94  | 355  | 64  | 112 | 61  | 26  | 0  | 14  | 52  | 81  | 1  | 4  | 94  | 180  | .507 | .403 | .943    | 72.8  |
| 2013 | CIN | .298 | 91  | 265  | 49  | 79  | 52  | 28  | 0  | 7   | 50  | 59  | 8  | 6  | 67  | 128  | .483 | .410 | .969    | 54.2  |
| 2014 | CIN | .310 | 94  | 368  | 80  | 114 | 52  | 26  | 4  | 19  | 73  | 100 | 5  | 6  | 94  | 205  | .557 | .424 | 1.088   | 88.1  |
| 2015 | CIN | .185 | 86  | 178  | 21  | 33  | 16  | 13  | 0  | 4   | 32  | 52  | 0  | 1  | 38  | 58   | .326 | .310 | .616    | 18.0  |
| 2016 | CIN | .295 | 94  | 346  | 65  | 102 | 48  | 19  | 1  | 18  | 77  | 95  | 5  | 1  | 94  | 177  | .512 | .423 | 1.057   | 76.1  |
| 2017 | CIN | .276 | 94  | 366  | 77  | 101 | 61  | 22  | 1  | 15  | 57  | 97  | 6  | 3  | 94  | 170  | .464 | .374 | .869    | 64.7  |
|      |     | .294 | 890 | 2964 | 537 | 870 | 508 | 204 | 9  | 148 | 471 | 737 | 46 | 46 | 745 | 1536 | .518 | .390 | .959    | 609.5 |

**WALKER, NEIL**

| YR   | TM  | AVG  | GM  | AB   | R   | H   | RBI | DB  | TR | HR | BB  | SO  | SB | DP | GS  | TB  | SLG  | OBA  | Tot Avg | RC    |
|------|-----|------|-----|------|-----|-----|-----|-----|----|----|-----|-----|----|----|-----|-----|------|------|---------|-------|
| 2011 | PIT | .264 | 73  | 261  | 35  | 69  | 29  | 15  | 3  | 7  | 21  | 53  | 1  | 2  | 64  | 111 | .425 | .319 | .686    | 35.6  |
| 2012 | PIT | .249 | 93  | 342  | 37  | 85  | 49  | 28  | 2  | 8  | 41  | 67  | 2  | 5  | 93  | 141 | .412 | .329 | .702    | 46.7  |
| 2013 | PIT | .265 | 87  | 332  | 42  | 88  | 36  | 20  | 0  | 11 | 21  | 64  | 1  | 7  | 74  | 141 | .425 | .309 | .649    | 43.7  |
| 2014 | PIT | .193 | 82  | 270  | 24  | 52  | 25  | 15  | 5  | 7  | 21  | 53  | 1  | 6  | 77  | 98  | .363 | .251 | .536    | 24.7  |
| 2015 | PIT | .227 | 87  | 309  | 58  | 70  | 39  | 23  | 0  | 12 | 35  | 66  | 2  | 6  | 80  | 129 | .417 | .305 | .678    | 39.7  |
| 2016 | PIT | .237 | 87  | 329  | 29  | 78  | 40  | 16  | 3  | 12 | 16  | 62  | 1  | 4  | 87  | 136 | .413 | .272 | .600    | 37.2  |
| 2017 | PIT | .236 | 83  | 258  | 39  | 61  | 41  | 7   | 3  | 19 | 19  | 52  | 3  | 6  | 64  | 131 | .508 | .289 | .754    | 38.3  |
|      |     | .239 | 592 | 2101 | 264 | 503 | 259 | 124 | 16 | 76 | 174 | 417 | 11 | 36 | 539 | 887 | .422 | .298 | .656    | 265.8 |

**WERTH, JAYSON**

| YR   | TM  | AVG  | GM  | AB   | R   | H   | RBI | DB  | TR | HR | BB  | SO  | SB | DP | GS  | TB  | SLG  | OBA  | Tot Avg | RC    |
|------|-----|------|-----|------|-----|-----|-----|-----|----|----|-----|-----|----|----|-----|-----|------|------|---------|-------|
| 2005 | MIL | .087 | 12  | 23   | 2   | 2   | 3   | 0   | 0  | 1  | 2   | 6   | 0  | 2  | 5   | 5   | .217 | .160 | .304    | 0.8   |
| 2006 | MIL | .000 | 0   | 0    | 0   | 0   | 0   | 0   | 0  | 0  | 0   | 0   | 0  | 0  | 0   | 0   | .000 | .000 | .000    | 0.0   |
| 2008 | LA  | .303 | 77  | 188  | 48  | 57  | 30  | 10  | 8  | 7  | 28  | 62  | 3  | 1  | 42  | 104 | .553 | .394 | 1.023   | 41.6  |
| 2009 | LA  | .255 | 89  | 294  | 46  | 75  | 52  | 13  | 4  | 14 | 26  | 85  | 17 | 0  | 67  | 138 | .469 | .316 | .826    | 46.5  |
| 2010 | LA  | .225 | 94  | 355  | 44  | 80  | 51  | 17  | 0  | 15 | 43  | 99  | 15 | 16 | 93  | 142 | .400 | .309 | .687    | 46.4  |
| 2011 | LA  | .245 | 94  | 363  | 43  | 89  | 41  | 20  | 0  | 16 | 40  | 105 | 13 | 9  | 90  | 157 | .433 | .320 | .742    | 52.5  |
| 2012 | LA  | .151 | 81  | 265  | 22  | 40  | 13  | 6   | 0  | 4  | 30  | 73  | 1  | 6  | 72  | 58  | .219 | .237 | .385    | 13.9  |
| 2013 | LA  | .266 | 83  | 222  | 43  | 59  | 20  | 12  | 4  | 1  | 38  | 52  | 8  | 3  | 48  | 82  | .369 | .373 | .771    | 32.2  |
| 2014 | LA  | .243 | 87  | 292  | 44  | 71  | 38  | 9   | 0  | 12 | 36  | 76  | 4  | 7  | 74  | 116 | .397 | .326 | .684    | 38.6  |
| 2015 | LA  | .227 | 93  | 343  | 39  | 78  | 44  | 18  | 0  | 7  | 44  | 97  | 5  | 5  | 88  | 117 | .341 | .315 | .615    | 37.8  |
| 2017 | CHI | .172 | 35  | 29   | 4   | 5   | 1   | 2   | 0  | 1  | 3   | 11  | 1  | 1  | 1   | 10  | .345 | .250 | .560    | 2.6   |
|      |     | .234 | 745 | 2374 | 335 | 556 | 293 | 107 | 16 | 78 | 290 | 666 | 67 | 50 | 580 | 929 | .391 | .318 | .688    | 306.7 |

**WONG, KOLTEN**

| YR   | TM  | AVG  | GM  | AB  | R  | H  | RBI | DB | TR | HR | BB | SO | SB | DP | GS | TB  | SLG  | OBA  | Tot Avg | RC   |
|------|-----|------|-----|-----|----|----|-----|----|----|----|----|----|----|----|----|-----|------|------|---------|------|
| 2014 | WAS | .000 | 0   | 0   | 0  | 0  | 0   | 0  | 0  | 0  | 0  | 0  | 0  | 0  | 0  | 0   | .000 | .000 | .000    | 0.0  |
| 2015 | WAS | .125 | 48  | 8   | 17 | 1  | 0   | 0  | 0  | 0  | 1  | 2  | 0  | 0  | 1  | 1   | .125 | .222 | .286    | 0.2  |
| 2016 | WAS | .227 | 91  | 317 | 40 | 72 | 28  | 19 | 3  | 5  | 23 | 57 | 8  | 5  | 87 | 112 | .353 | .279 | .572    | 32.5 |
| 2017 | WAS | .045 | 33  | 22  | 6  | 1  | 0   | 0  | 0  | 0  | 2  | 8  | 1  | 0  | 5  | 1   | .045 | .125 | .190    | 0.2  |
|      |     | .213 | 172 | 347 | 63 | 74 | 28  | 19 | 3  | 5  | 26 | 67 | 9  | 5  | 93 | 114 | .329 | .268 | .536    | 31.9 |

**WRIGHT, DAVID**

| YR | TM | AVG | GM | AB | R | H | RBI | DB | TR | HR | BB | SO | SB | DP | GS | TB | SLG | OBA | Tot Avg | RC |
|----|----|-----|----|----|---|---|-----|----|----|----|----|----|----|----|----|----|-----|-----|---------|----|
|----|----|-----|----|----|---|---|-----|----|----|----|----|----|----|----|----|----|-----|-----|---------|----|

**DVAL HITTER REGISTRY**

|      |     |      |     |      |     |     |     |     |    |     |     |     |    |    |     |      |      |      |       |       |
|------|-----|------|-----|------|-----|-----|-----|-----|----|-----|-----|-----|----|----|-----|------|------|------|-------|-------|
| 2005 | PIT | .267 | 38  | 146  | 17  | 39  | 21  | 9   | 0  | 6   | 7   | 26  | 1  | 2  | 37  | 66   | .452 | .301 | .679  | 20.0  |
| 2006 | PIT | .214 | 83  | 285  | 32  | 61  | 46  | 24  | 1  | 9   | 22  | 63  | 5  | 22 | 83  | 114  | .400 | .270 | .573  | 31.6  |
| 2007 | PIT | .219 | 85  | 278  | 38  | 61  | 39  | 18  | 1  | 11  | 20  | 54  | 3  | 6  | 72  | 114  | .410 | .272 | .614  | 31.4  |
| 2008 | PIT | .247 | 96  | 360  | 71  | 89  | 49  | 23  | 1  | 15  | 42  | 95  | 15 | 13 | 93  | 159  | .442 | .326 | .761  | 54.5  |
| 2009 | PIT | .299 | 94  | 355  | 68  | 106 | 58  | 23  | 4  | 25  | 49  | 82  | 6  | 11 | 94  | 212  | .597 | .384 | 1.027 | 82.6  |
| 2010 | PIT | .264 | 84  | 307  | 45  | 81  | 42  | 21  | 2  | 8   | 43  | 89  | 8  | 7  | 79  | 130  | .423 | .354 | .777  | 47.6  |
| 2011 | PIT | .236 | 85  | 318  | 46  | 75  | 38  | 18  | 2  | 17  | 23  | 87  | 4  | 4  | 83  | 148  | .465 | .287 | .709  | 43.2  |
| 2012 | PIT | .244 | 68  | 164  | 23  | 40  | 18  | 18  | 0  | 3   | 24  | 34  | 4  | 2  | 47  | 67   | .409 | .340 | .754  | 23.6  |
| 2013 | PIT | .271 | 94  | 380  | 44  | 103 | 40  | 31  | 5  | 10  | 40  | 86  | 15 | 9  | 94  | 174  | .458 | .340 | .801  | 62.1  |
| 2014 | PIT | .273 | 87  | 267  | 45  | 73  | 23  | 18  | 2  | 8   | 31  | 63  | 7  | 8  | 68  | 119  | .446 | .349 | .777  | 42.9  |
| 2015 | PIT | .208 | 81  | 279  | 25  | 58  | 22  | 13  | 0  | 4   | 17  | 71  | 4  | 7  | 81  | 83   | .297 | .253 | .456  | 21.6  |
| 2016 | PIT | .220 | 55  | 109  | 17  | 24  | 9   | 6   | 0  | 3   | 27  | 26  | 0  | 2  | 24  | 39   | .358 | .375 | .759  | 14.6  |
| 2017 | PIT | .000 | 0   | 0    | 0   | 0   | 0   | 0   | 0  | 0   | 0   | 0   | 0  | 0  | 0   | 0    | .000 | .000 | .000  | 0.0   |
|      |     | .249 | 950 | 3248 | 471 | 810 | 405 | 222 | 18 | 119 | 345 | 776 | 72 | 93 | 855 | 1425 | .439 | .321 | .728  | 470.8 |

**YELICH,CHRISTIAN**

| YR   | TM | AVG  | GM  | AB   | R   | H   | RBI | DB | TR | HR | BB  | SO  | SB | DP | GS  | TB  | SLG  | OBA  | Tot Avg | RC    |
|------|----|------|-----|------|-----|-----|-----|----|----|----|-----|-----|----|----|-----|-----|------|------|---------|-------|
| 2014 | LA | .286 | 78  | 185  | 34  | 53  | 21  | 9  | 1  | 4  | 27  | 35  | 6  | 1  | 38  | 76  | .411 | .377 | .820    | 29.9  |
| 2015 | LA | .238 | 93  | 374  | 52  | 89  | 21  | 16 | 5  | 4  | 46  | 93  | 20 | 8  | 92  | 127 | .340 | .321 | .659    | 44.4  |
| 2016 | LA | .238 | 90  | 319  | 42  | 76  | 25  | 22 | 1  | 1  | 31  | 81  | 16 | 6  | 74  | 103 | .323 | .306 | .602    | 34.2  |
| 2017 | LA | .258 | 93  | 357  | 47  | 92  | 47  | 25 | 3  | 10 | 43  | 87  | 3  | 2  | 91  | 153 | .429 | .338 | .745    | 52.2  |
|      |    | .251 | 354 | 1235 | 175 | 310 | 114 | 72 | 10 | 19 | 147 | 296 | 45 | 17 | 295 | 459 | .372 | .331 | .691    | 160.0 |

**YOUNG,CHRIS**

| YR   | TM  | AVG  | GM  | AB   | R   | H   | RBI | DB  | TR | HR | BB  | SO  | SB | DP | GS  | TB  | SLG  | OBA  | Tot Avg | RC    |
|------|-----|------|-----|------|-----|-----|-----|-----|----|----|-----|-----|----|----|-----|-----|------|------|---------|-------|
| 2007 | CIN | .000 | 4   | 5    | 1   | 0   | 0   | 0   | 0  | 0  | 2   | 2   | 0  | 0  | 1   | 0   | .000 | .286 | .400    | 0.0   |
| 2008 | CIN | .233 | 89  | 322  | 40  | 75  | 55  | 15  | 2  | 18 | 23  | 81  | 17 | 4  | 86  | 148 | .460 | .284 | .749    | 44.7  |
| 2009 | CIN | .236 | 60  | 110  | 15  | 26  | 18  | 8   | 0  | 5  | 7   | 32  | 4  | 0  | 28  | 49  | .445 | .282 | .714    | 14.4  |
| 2010 | CIN | .000 | 0   | 0    | 0   | 0   | 0   | 0   | 0  | 0  | 0   | 0   | 0  | 0  | 0   | 0   | .000 | .000 | .000    | 0.0   |
| 2011 | CIN | .214 | 94  | 351  | 44  | 75  | 46  | 16  | 3  | 9  | 31  | 76  | 16 | 7  | 92  | 124 | .353 | .277 | .604    | 36.9  |
| 2012 | CIN | .202 | 93  | 321  | 42  | 65  | 41  | 22  | 1  | 11 | 50  | 95  | 14 | 2  | 92  | 122 | .380 | .310 | .721    | 40.2  |
| 2013 | CIN | .211 | 78  | 190  | 31  | 40  | 32  | 16  | 0  | 13 | 19  | 46  | 3  | 3  | 47  | 95  | .500 | .282 | .765    | 27.3  |
| 2014 | CIN | .000 | 0   | 0    | 0   | 0   | 0   | 0   | 0  | 0  | 0   | 0   | 0  | 0  | 0   | 0   | .000 | .000 | .000    | 0.0   |
| 2015 | CIN | .170 | 67  | 147  | 21  | 25  | 19  | 8   | 1  | 7  | 17  | 36  | 3  | 0  | 40  | 56  | .381 | .256 | .623    | 14.8  |
| 2016 | STL | .161 | 82  | 199  | 23  | 32  | 32  | 9   | 0  | 8  | 22  | 58  | 2  | 1  | 50  | 65  | .327 | .244 | .530    | 16.2  |
| 2017 | STL | .247 | 70  | 150  | 20  | 37  | 24  | 16  | 2  | 6  | 15  | 41  | 2  | 3  | 28  | 75  | .500 | .315 | .793    | 24.0  |
|      |     | .209 | 637 | 1795 | 237 | 375 | 267 | 110 | 9  | 77 | 186 | 467 | 61 | 20 | 464 | 734 | .409 | .283 | .681    | 217.4 |

**ZIMMERMAN,RYAN**

| YR   | TM | AVG  | GM  | AB   | R   | H   | RBI | DB  | TR | HR | BB  | SO  | SB | DP | GS  | TB  | SLG  | OBA  | Tot Avg | RC    |
|------|----|------|-----|------|-----|-----|-----|-----|----|----|-----|-----|----|----|-----|-----|------|------|---------|-------|
| 2006 | SF | .321 | 20  | 28   | 4   | 9   | 3   | 7   | 0  | 0  | 4   | 4   | 0  | 0  | 4   | 16  | .571 | .406 | 1.053   | 6.5   |
| 2007 | SF | .229 | 53  | 48   | 8   | 11  | 6   | 5   | 0  | 3  | 4   | 6   | 0  | 0  | 0   | 25  | .521 | .288 | .784    | 7.2   |
| 2008 | SF | .136 | 41  | 22   | 2   | 3   | 3   | 3   | 0  | 0  | 1   | 8   | 0  | 0  | 1   | 6   | .273 | .174 | .368    | 1.0   |
| 2009 | SF | .221 | 80  | 217  | 24  | 48  | 33  | 8   | 0  | 11 | 20  | 36  | 0  | 4  | 62  | 89  | .410 | .287 | .630    | 25.5  |
| 2010 | SF | .236 | 94  | 369  | 50  | 87  | 38  | 25  | 0  | 15 | 27  | 69  | 0  | 6  | 94  | 157 | .425 | .288 | .639    | 45.2  |
| 2011 | SF | .241 | 92  | 315  | 45  | 76  | 45  | 17  | 0  | 17 | 38  | 61  | 0  | 7  | 82  | 144 | .457 | .323 | .740    | 46.5  |
| 2012 | SF | .222 | 86  | 252  | 23  | 56  | 30  | 13  | 0  | 6  | 26  | 54  | 1  | 7  | 62  | 87  | .345 | .295 | .562    | 25.8  |
| 2013 | SF | .225 | 91  | 334  | 40  | 75  | 41  | 21  | 1  | 14 | 32  | 82  | 3  | 5  | 90  | 140 | .419 | .292 | .663    | 41.4  |
| 2014 | SF | .340 | 58  | 50   | 12  | 17  | 10  | 1   | 0  | 5  | 3   | 8   | 1  | 2  | 3   | 33  | .660 | .377 | 1.057   | 12.7  |
| 2015 | SF | .244 | 82  | 160  | 18  | 39  | 17  | 22  | 0  | 5  | 18  | 37  | 0  | 6  | 34  | 76  | .475 | .320 | .740    | 24.3  |
| 2016 | SF | .214 | 68  | 154  | 20  | 33  | 22  | 19  | 1  | 5  | 11  | 39  | 1  | 3  | 35  | 69  | .448 | .267 | .653    | 18.5  |
| 2017 | SF | .000 | 10  | 4    | 1   | 0   | 0   | 0   | 0  | 0  | 0   | 2   | 0  | 0  | 0   | 0   | .000 | .000 | .000    | 0.0   |
|      |    | .232 | 775 | 1953 | 247 | 454 | 248 | 141 | 2  | 81 | 184 | 406 | 6  | 40 | 467 | 842 | .431 | .299 | .671    | 252.4 |

**ZOBRIST,BEN**

| YR   | TM  | AVG  | GM | AB  | R  | H  | RBI | DB | TR | HR | BB | SO | SB | DP | GS | TB  | SLG  | OBA  | Tot Avg | RC   |
|------|-----|------|----|-----|----|----|-----|----|----|----|----|----|----|----|----|-----|------|------|---------|------|
| 2017 | CIN | .203 | 94 | 364 | 61 | 74 | 36  | 22 | 2  | 4  | 59 | 74 | 4  | 10 | 88 | 112 | .308 | .314 | .583    | 35.9 |
|      |     | .203 | 94 | 364 | 61 | 74 | 36  | 22 | 2  | 4  | 59 | 74 | 4  | 10 | 88 | 112 | .308 | .314 | .583    | 35.9 |

DVAL PITCHER REGISTRY

*ABAD,FERNANDO*

| YR   | TM  | ERA  | GM | W | L | PCT  | IP    | H  | R  | ER | BB | SO | GS | CG | SHO | SV | BBA  | SOA  | MOB   | OPP  |
|------|-----|------|----|---|---|------|-------|----|----|----|----|----|----|----|-----|----|------|------|-------|------|
| 2013 | MIL | 3.48 | 14 | 1 | 2 | .333 | 20.2  | 20 | 10 | 8  | 8  | 13 | 0  | 0  | 0   | 0  | 3.48 | 5.66 | 12.19 | .247 |
| 2014 | MIL | 2.41 | 18 | 0 | 1 | .000 | 18.2  | 15 | 7  | 5  | 5  | 14 | 0  | 0  | 0   | 0  | 2.41 | 6.75 | 9.64  | .214 |
| 2015 | MIL | 2.20 | 27 | 2 | 1 | .667 | 28.2  | 19 | 9  | 7  | 6  | 31 | 0  | 0  | 0   | 18 | 1.88 | 9.73 | 7.85  | .183 |
| 2016 | MIL | 0.00 | 8  | 0 | 0 | .000 | 10.0  | 5  | 0  | 0  | 3  | 9  | 0  | 0  | 0   | 0  | 2.70 | 8.10 | 7.20  | .145 |
| 2017 | MIL | 4.33 | 23 | 2 | 3 | .400 | 27.0  | 24 | 14 | 13 | 9  | 20 | 0  | 0  | 0   | 0  | 3.00 | 6.67 | 11.00 | .232 |
|      |     | 2.83 | 90 | 5 | 7 | .417 | 105.0 | 83 | 40 | 33 | 31 | 87 | 0  | 0  | 0   | 18 | 2.66 | 7.46 | 9.77  | .211 |

*ADLEMAN,TIM*

| YR   | TM  | ERA  | GM | W | L | PCT  | IP   | H  | R  | ER | BB | SO | GS | CG | SHO | SV | BBA  | SOA  | MOB   | OPP  |
|------|-----|------|----|---|---|------|------|----|----|----|----|----|----|----|-----|----|------|------|-------|------|
| 2017 | PHI | 7.75 | 8  | 2 | 5 | .286 | 38.1 | 55 | 38 | 33 | 20 | 25 | 8  | 0  | 0   | 0  | 4.70 | 5.87 | 17.61 | .327 |
|      |     | 7.75 | 8  | 2 | 5 | .286 | 38.1 | 55 | 38 | 33 | 20 | 25 | 8  | 0  | 0   | 0  | 4.70 | 5.87 | 17.61 | .327 |

*ANDERSON,BRETT*

| YR   | TM  | ERA  | GM | W | L | PCT  | IP    | H  | R  | ER | BB | SO | GS | CG | SHO | SV | BBA  | SOA  | MOB   | OPP  |
|------|-----|------|----|---|---|------|-------|----|----|----|----|----|----|----|-----|----|------|------|-------|------|
| 2016 | NYM | 5.74 | 18 | 7 | 7 | .500 | 105.0 | 99 | 67 | 67 | 34 | 72 | 18 | 1  | 0   | 0  | 2.91 | 6.17 | 11.40 | .242 |
| 2017 | NYM | 0.00 | 0  | 0 | 0 | .000 | 0.0   | 0  | 0  | 0  | 0  | 0  | 0  | 0  | 0   | 0  | 0.00 | 0.00 | 0.00  | .000 |
|      |     | 5.74 | 18 | 7 | 7 | .500 | 105.0 | 99 | 67 | 67 | 34 | 72 | 18 | 1  | 0   | 0  | 2.91 | 6.17 | 11.40 | .242 |

*ANDERSON,CHASE*

| YR   | TM  | ERA  | GM | W | L  | PCT  | IP    | H   | R  | ER | BB | SO  | GS | CG | SHO | SV | BBA  | SOA  | MOB   | OPP  |
|------|-----|------|----|---|----|------|-------|-----|----|----|----|-----|----|----|-----|----|------|------|-------|------|
| 2015 | STL | 3.41 | 9  | 0 | 6  | .000 | 63.1  | 57  | 24 | 24 | 21 | 49  | 9  | 2  | 0   | 0  | 2.98 | 6.96 | 11.08 | .234 |
| 2016 | MIL | 4.03 | 10 | 3 | 4  | .429 | 67.0  | 70  | 30 | 30 | 22 | 49  | 10 | 1  | 1   | 0  | 2.96 | 6.58 | 12.36 | .262 |
| 2017 | MIL | 4.57 | 16 | 6 | 3  | .667 | 84.2  | 93  | 44 | 43 | 32 | 68  | 16 | 0  | 0   | 0  | 3.40 | 7.23 | 13.29 | .271 |
|      |     | 4.06 | 35 | 9 | 13 | .409 | 215.0 | 220 | 98 | 97 | 75 | 166 | 35 | 3  | 1   | 0  | 3.14 | 6.95 | 12.35 | .258 |

*ARRIETA,JAKE*

| YR   | TM  | ERA  | GM | W  | L  | PCT  | IP    | H   | R   | ER  | BB  | SO  | GS | CG | SHO | SV | BBA  | SOA   | MOB   | OPP  |
|------|-----|------|----|----|----|------|-------|-----|-----|-----|-----|-----|----|----|-----|----|------|-------|-------|------|
| 2014 | PHI | 5.15 | 8  | 0  | 7  | .000 | 43.2  | 44  | 26  | 25  | 23  | 48  | 8  | 0  | 0   | 0  | 4.74 | 9.89  | 13.81 | .255 |
| 2015 | PHI | 3.36 | 15 | 10 | 2  | .833 | 91.0  | 67  | 36  | 34  | 30  | 113 | 15 | 1  | 1   | 0  | 2.97 | 11.18 | 9.59  | .200 |
| 2016 | CIN | 2.52 | 19 | 10 | 5  | .667 | 132.1 | 79  | 41  | 37  | 34  | 164 | 19 | 3  | 2   | 0  | 2.31 | 11.15 | 7.69  | .168 |
| 2017 | CIN | 4.15 | 18 | 9  | 4  | .692 | 115.0 | 84  | 55  | 53  | 57  | 135 | 18 | 2  | 2   | 0  | 4.46 | 10.57 | 11.03 | .198 |
|      |     | 3.51 | 60 | 29 | 18 | .617 | 382.0 | 274 | 158 | 149 | 144 | 460 | 60 | 6  | 5   | 0  | 3.39 | 10.84 | 9.85  | .196 |

*BAEZ,PEDRO*

| YR   | TM | ERA  | GM | W | L | PCT   | IP   | H  | R  | ER | BB | SO | GS | CG | SHO | SV | BBA  | SOA   | MOB   | OPP  |
|------|----|------|----|---|---|-------|------|----|----|----|----|----|----|----|-----|----|------|-------|-------|------|
| 2016 | LA | 4.43 | 14 | 1 | 0 | 1.000 | 20.1 | 22 | 12 | 10 | 7  | 26 | 0  | 0  | 0   | 0  | 3.10 | 11.51 | 12.84 | .268 |
| 2017 | LA | 4.19 | 25 | 1 | 1 | .500  | 43.0 | 32 | 24 | 20 | 9  | 57 | 0  | 0  | 0   | 0  | 1.88 | 11.93 | 8.58  | .201 |
|      |    | 4.26 | 39 | 2 | 1 | .667  | 63.1 | 54 | 36 | 30 | 16 | 83 | 0  | 0  | 0   | 0  | 2.27 | 11.79 | 9.95  | .224 |

*BAILEY,HOMER*

| YR   | TM  | ERA  | GM | W  | L  | PCT  | IP    | H   | R   | ER  | BB  | SO  | GS | CG | SHO | SV | BBA  | SOA  | MOB   | OPP  |
|------|-----|------|----|----|----|------|-------|-----|-----|-----|-----|-----|----|----|-----|----|------|------|-------|------|
| 2008 | PHI | 6.68 | 5  | 1  | 4  | .200 | 32.1  | 31  | 25  | 24  | 18  | 30  | 5  | 1  | 0   | 0  | 5.01 | 8.35 | 13.64 | .245 |
| 2009 | PHI | 0.00 | 0  | 0  | 0  | .000 | 0.0   | 0   | 0   | 0   | 0   | 0   | 0  | 0  | 0   | 0  | 0.00 | 0.00 | 0.00  | .000 |
| 2010 | NYM | 3.54 | 10 | 3  | 4  | .429 | 61.0  | 55  | 25  | 24  | 25  | 45  | 10 | 1  | 0   | 0  | 3.69 | 6.64 | 11.80 | .234 |
| 2011 | NYM | 5.88 | 11 | 2  | 7  | .222 | 59.2  | 62  | 39  | 39  | 33  | 46  | 11 | 0  | 0   | 0  | 4.98 | 6.94 | 14.33 | .260 |
| 2012 | NYM | 6.85 | 13 | 6  | 6  | .500 | 69.2  | 89  | 55  | 53  | 13  | 56  | 13 | 1  | 0   | 0  | 1.68 | 7.23 | 13.18 | .302 |
| 2013 | NYM | 3.52 | 19 | 8  | 9  | .471 | 120.1 | 96  | 48  | 47  | 32  | 95  | 19 | 4  | 3   | 0  | 2.39 | 7.11 | 9.57  | .213 |
| 2014 | NYM | 4.79 | 19 | 3  | 8  | .273 | 112.2 | 99  | 68  | 60  | 39  | 95  | 19 | 1  | 1   | 0  | 3.12 | 7.59 | 11.02 | .230 |
| 2015 | NYM | 3.84 | 13 | 5  | 3  | .625 | 77.1  | 52  | 33  | 33  | 21  | 61  | 13 | 0  | 0   | 0  | 2.44 | 7.10 | 8.50  | .186 |
| 2016 | NYM | 0.00 | 0  | 0  | 0  | .000 | 0.0   | 0   | 0   | 0   | 0   | 0   | 0  | 0  | 0   | 0  | 0.00 | 0.00 | 0.00  | .000 |
| 2017 | NYM | 0.00 | 0  | 0  | 0  | .000 | 0.0   | 0   | 0   | 0   | 0   | 0   | 0  | 0  | 0   | 0  | 0.00 | 0.00 | 0.00  | .000 |
|      |     | 4.73 | 90 | 28 | 41 | .406 | 533.0 | 484 | 293 | 280 | 181 | 428 | 90 | 8  | 4   | 0  | 3.06 | 7.23 | 11.23 | .235 |

BBA=BB per 9 IP SOA=SO per 9 IP MOB=Men on base per 9 IP OPP=Opponents Batting Average (approx)

DVAL PITCHER REGISTRY

**BARRACLOUGH, KYLE**

| YR   | TM | ERA  | GM | W | L | PCT   | IP   | H  | R  | ER | BB | SO | GS | CG | SHO | SV | BBA  | SOA   | MOB   | OPP  |
|------|----|------|----|---|---|-------|------|----|----|----|----|----|----|----|-----|----|------|-------|-------|------|
| 2017 | SD | 4.07 | 35 | 2 | 0 | 1.000 | 42.0 | 35 | 20 | 19 | 24 | 59 | 0  | 0  | 0   | 0  | 5.14 | 12.64 | 12.64 | .220 |
|      |    | 4.07 | 35 | 2 | 0 | 1.000 | 42.0 | 35 | 20 | 19 | 24 | 59 | 0  | 0  | 0   | 0  | 5.14 | 12.64 | 12.64 | .220 |

**BARRETT, JAKE**

| YR   | TM  | ERA  | GM | W | L | PCT  | IP   | H  | R | ER | BB | SO | GS | CG | SHO | SV | BBA  | SOA  | MOB   | OPP  |
|------|-----|------|----|---|---|------|------|----|---|----|----|----|----|----|-----|----|------|------|-------|------|
| 2017 | NYM | 3.27 | 13 | 0 | 0 | .000 | 22.0 | 20 | 8 | 8  | 7  | 14 | 0  | 0  | 0   | 0  | 2.86 | 5.73 | 11.05 | .236 |
|      |     | 3.27 | 13 | 0 | 0 | .000 | 22.0 | 20 | 8 | 8  | 7  | 14 | 0  | 0  | 0   | 0  | 2.86 | 5.73 | 11.05 | .236 |

**BASTARDO, ANTONIO**

| YR   | TM  | ERA  | GM  | W | L | PCT   | IP    | H   | R  | ER | BB | SO  | GS | CG | SHO | SV | BBA  | SOA   | MOB   | OPP  |
|------|-----|------|-----|---|---|-------|-------|-----|----|----|----|-----|----|----|-----|----|------|-------|-------|------|
| 2012 | SD  | 3.74 | 23  | 2 | 2 | .500  | 33.2  | 20  | 15 | 14 | 15 | 42  | 0  | 0  | 0   | 0  | 4.01 | 11.23 | 9.36  | .168 |
| 2013 | SD  | 6.08 | 15  | 0 | 0 | .000  | 23.2  | 32  | 17 | 16 | 9  | 35  | 0  | 0  | 0   | 2  | 3.42 | 13.31 | 15.59 | .314 |
| 2014 | SD  | 3.60 | 18  | 0 | 1 | .000  | 25.0  | 17  | 15 | 10 | 14 | 27  | 0  | 0  | 0   | 0  | 5.04 | 9.72  | 11.16 | .187 |
| 2015 | SD  | 4.22 | 26  | 1 | 1 | .500  | 32.0  | 27  | 22 | 15 | 19 | 38  | 0  | 0  | 0   | 0  | 5.34 | 10.69 | 12.94 | .222 |
| 2016 | SD  | 1.09 | 26  | 1 | 0 | 1.000 | 33.0  | 14  | 4  | 4  | 15 | 31  | 0  | 0  | 0   | 1  | 4.09 | 8.45  | 7.91  | .126 |
| 2017 | WAS | 4.95 | 15  | 1 | 0 | 1.000 | 20.0  | 18  | 15 | 11 | 13 | 27  | 0  | 0  | 0   | 0  | 5.85 | 12.15 | 13.95 | .234 |
|      |     | 3.76 | 123 | 5 | 4 | .556  | 167.1 | 128 | 88 | 70 | 85 | 200 | 0  | 0  | 0   | 3  | 4.57 | 10.76 | 11.46 | .206 |

**BELISLE, MATT**

| YR   | TM  | ERA  | GM | W  | L  | PCT  | IP    | H   | R  | ER | BB | SO  | GS | CG | SHO | SV | BBA  | SOA  | MOB   | OPP  |
|------|-----|------|----|----|----|------|-------|-----|----|----|----|-----|----|----|-----|----|------|------|-------|------|
| 2006 | PHI | 3.14 | 33 | 3  | 2  | .600 | 48.2  | 37  | 18 | 17 | 16 | 20  | 0  | 0  | 0   | 1  | 2.96 | 3.70 | 9.80  | .205 |
| 2008 | NYM | 5.09 | 18 | 5  | 6  | .455 | 97.1  | 97  | 58 | 55 | 22 | 80  | 17 | 1  | 1   | 0  | 2.03 | 7.40 | 11.00 | .253 |
| 2017 | STL | 3.71 | 29 | 5  | 3  | .625 | 26.2  | 19  | 12 | 11 | 2  | 19  | 0  | 0  | 0   | 2  | 0.68 | 6.41 | 7.09  | .195 |
|      |     | 4.33 | 80 | 13 | 11 | .542 | 172.2 | 153 | 88 | 83 | 40 | 119 | 17 | 1  | 1   | 3  | 2.08 | 6.20 | 10.06 | .231 |

**BENOIT, JOAQUIN**

| YR   | TM  | ERA  | GM | W | L | PCT  | IP   | H  | R  | ER | BB | SO  | GS | CG | SHO | SV | BBA  | SOA   | MOB   | OPP  |
|------|-----|------|----|---|---|------|------|----|----|----|----|-----|----|----|-----|----|------|-------|-------|------|
| 2015 | PIT | 3.75 | 21 | 1 | 2 | .333 | 24.0 | 13 | 10 | 10 | 8  | 24  | 0  | 0  | 0   | 15 | 3.00 | 9.00  | 7.88  | .155 |
| 2016 | PIT | 1.89 | 24 | 3 | 2 | .600 | 38.0 | 20 | 9  | 8  | 11 | 50  | 0  | 0  | 0   | 1  | 2.61 | 11.84 | 7.34  | .151 |
| 2017 | PIT | 4.18 | 20 | 2 | 2 | .500 | 28.0 | 22 | 13 | 13 | 14 | 32  | 0  | 0  | 0   | 2  | 4.50 | 10.29 | 11.57 | .210 |
|      |     | 3.10 | 65 | 6 | 6 | .500 | 90.0 | 55 | 32 | 31 | 33 | 106 | 0  | 0  | 0   | 18 | 3.30 | 10.60 | 8.80  | .172 |

**BLANTON, JOE**

| YR   | TM  | ERA  | GM  | W  | L  | PCT  | IP    | H   | R   | ER  | BB  | SO  | GS | CG | SHO | SV | BBA  | SOA   | MOB   | OPP  |
|------|-----|------|-----|----|----|------|-------|-----|-----|-----|-----|-----|----|----|-----|----|------|-------|-------|------|
| 2009 | WAS | 4.72 | 17  | 3  | 4  | .429 | 74.1  | 86  | 39  | 39  | 38  | 45  | 11 | 2  | 1   | 0  | 4.60 | 5.45  | 15.01 | .282 |
| 2010 | WAS | 2.69 | 17  | 5  | 7  | .417 | 107.0 | 87  | 36  | 32  | 30  | 89  | 17 | 2  | 1   | 0  | 2.52 | 7.49  | 9.84  | .216 |
| 2011 | WAS | 5.12 | 16  | 0  | 1  | .000 | 38.2  | 45  | 22  | 22  | 7   | 31  | 4  | 0  | 0   | 0  | 1.63 | 7.22  | 12.10 | .283 |
| 2012 | WAS | 2.08 | 12  | 0  | 0  | .000 | 21.2  | 14  | 5   | 5   | 3   | 21  | 0  | 0  | 0   | 0  | 1.25 | 8.72  | 7.06  | .180 |
| 2013 | WAS | 4.82 | 22  | 2  | 2  | .500 | 74.2  | 85  | 41  | 40  | 13  | 74  | 12 | 1  | 0   | 0  | 1.57 | 8.92  | 11.81 | .278 |
| 2014 | PHI | 6.28 | 9   | 2  | 5  | .286 | 57.1  | 80  | 42  | 40  | 20  | 42  | 9  | 0  | 0   | 0  | 3.14 | 6.59  | 15.70 | .321 |
| 2016 | CIN | 3.92 | 29  | 5  | 2  | .714 | 41.1  | 40  | 18  | 18  | 6   | 48  | 1  | 0  | 0   | 0  | 1.31 | 10.45 | 10.02 | .247 |
| 2017 | CIN | 5.06 | 31  | 3  | 3  | .500 | 42.2  | 33  | 24  | 24  | 17  | 49  | 0  | 0  | 0   | 1  | 3.59 | 10.34 | 10.55 | .208 |
|      |     | 4.33 | 153 | 20 | 24 | .455 | 457.2 | 470 | 227 | 220 | 134 | 399 | 54 | 5  | 2   | 1  | 2.64 | 7.85  | 11.88 | .258 |

**BLEVINS, JERRY**

| YR   | TM  | ERA  | GM | W | L | PCT  | IP   | H  | R  | ER | BB | SO | GS | CG | SHO | SV | BBA  | SOA   | MOB   | OPP  |
|------|-----|------|----|---|---|------|------|----|----|----|----|----|----|----|-----|----|------|-------|-------|------|
| 2017 | ATL | 5.19 | 15 | 1 | 2 | .333 | 17.1 | 19 | 15 | 10 | 10 | 21 | 0  | 0  | 0   | 0  | 5.19 | 10.90 | 15.06 | .271 |
|      |     | 5.19 | 15 | 1 | 2 | .333 | 17.1 | 19 | 15 | 10 | 10 | 21 | 0  | 0  | 0   | 0  | 5.19 | 10.90 | 15.06 | .271 |

**BOWMAN, MATTHEW**

| YR   | TM  | ERA  | GM | W | L | PCT  | IP   | H  | R | ER | BB | SO | GS | CG | SHO | SV | BBA  | SOA  | MOB  | OPP  |
|------|-----|------|----|---|---|------|------|----|---|----|----|----|----|----|-----|----|------|------|------|------|
| 2017 | WAS | 2.13 | 28 | 1 | 1 | .500 | 38.0 | 26 | 9 | 9  | 11 | 20 | 0  | 0  | 0   | 0  | 2.61 | 4.74 | 8.76 | .188 |
|      |     | 2.13 | 28 | 1 | 1 | .500 | 38.0 | 26 | 9 | 9  | 11 | 20 | 0  | 0  | 0   | 0  | 2.61 | 4.74 | 8.76 | .188 |

BBA=BB per 9 IP SOA=SO per 9 IP MOB=Men on base per 9 IP OPP=Opponents Batting Average (approx)

DVAL PITCHER REGISTRY

**BOYER,BLAINE**

| YR   | TM  | ERA  | GM  | W | L | PCT   | IP    | H   | R  | ER | BB | SO  | GS | CG | SHO | SV | BBA  | SOA  | MOB   | OPP  |
|------|-----|------|-----|---|---|-------|-------|-----|----|----|----|-----|----|----|-----|----|------|------|-------|------|
| 2006 | STL | 4.91 | 28  | 2 | 3 | .400  | 22.0  | 18  | 12 | 12 | 13 | 24  | 0  | 0  | 0   | 3  | 5.32 | 9.82 | 12.68 | .217 |
| 2009 | LA  | 6.31 | 20  | 0 | 0 | .000  | 25.2  | 41  | 28 | 18 | 12 | 19  | 0  | 0  | 0   | 0  | 4.21 | 6.66 | 18.58 | .351 |
| 2010 | LA  | 6.18 | 17  | 0 | 0 | .000  | 27.2  | 39  | 23 | 19 | 10 | 21  | 0  | 0  | 0   | 0  | 3.25 | 6.83 | 15.94 | .323 |
| 2015 | PIT | 1.99 | 11  | 1 | 0 | 1.000 | 22.2  | 17  | 5  | 5  | 6  | 14  | 0  | 0  | 0   | 1  | 2.38 | 5.56 | 9.13  | .203 |
| 2016 | PIT | 3.25 | 20  | 2 | 1 | .667  | 36.0  | 25  | 14 | 13 | 9  | 25  | 0  | 0  | 0   | 1  | 2.25 | 6.25 | 8.50  | .191 |
| 2017 | PIT | 7.71 | 10  | 0 | 1 | .000  | 14.0  | 15  | 12 | 12 | 4  | 9   | 0  | 0  | 0   | 0  | 2.57 | 5.79 | 12.21 | .266 |
|      |     | 4.80 | 106 | 5 | 5 | .500  | 148.0 | 155 | 94 | 79 | 54 | 112 | 0  | 0  | 0   | 5  | 3.28 | 6.81 | 12.71 | .262 |

**BRADLEY,ARCHIE**

| YR   | TM  | ERA  | GM | W | L | PCT  | IP   | H  | R  | ER | BB | SO | GS | CG | SHO | SV | BBA  | SOA  | MOB   | OPP  |
|------|-----|------|----|---|---|------|------|----|----|----|----|----|----|----|-----|----|------|------|-------|------|
| 2016 | NYM | 6.62 | 9  | 0 | 0 | .000 | 17.2 | 19 | 13 | 13 | 8  | 13 | 0  | 0  | 0   | 1  | 4.08 | 6.62 | 13.75 | .267 |
| 2017 | NYM | 0.00 | 0  | 0 | 0 | .000 | 0.0  | 0  | 0  | 0  | 0  | 0  | 0  | 0  | 0   | 0  | 0.00 | 0.00 | 0.00  | .000 |
|      |     | 6.62 | 9  | 0 | 0 | .000 | 17.2 | 19 | 13 | 13 | 8  | 13 | 0  | 0  | 0   | 1  | 4.08 | 6.62 | 13.75 | .267 |

**BUCHTER,RYAN**

| YR   | TM  | ERA  | GM | W | L | PCT  | IP   | H  | R  | ER | BB | SO | GS | CG | SHO | SV | BBA  | SOA  | MOB   | OPP  |
|------|-----|------|----|---|---|------|------|----|----|----|----|----|----|----|-----|----|------|------|-------|------|
| 2017 | STL | 3.38 | 23 | 1 | 2 | .333 | 37.1 | 25 | 15 | 14 | 23 | 34 | 0  | 0  | 0   | 0  | 5.54 | 8.20 | 11.57 | .185 |
|      |     | 3.38 | 23 | 1 | 2 | .333 | 37.1 | 25 | 15 | 14 | 23 | 34 | 0  | 0  | 0   | 0  | 5.54 | 8.20 | 11.57 | .185 |

**BUMGARNER,MADISON**

| YR   | TM  | ERA  | GM  | W  | L  | PCT  | IP    | H   | R   | ER  | BB  | SO  | GS  | CG | SHO | SV | BBA  | SOA   | MOB   | OPP  |
|------|-----|------|-----|----|----|------|-------|-----|-----|-----|-----|-----|-----|----|-----|----|------|-------|-------|------|
| 2011 | CHI | 8.72 | 10  | 2  | 8  | .200 | 52.2  | 75  | 52  | 51  | 16  | 37  | 10  | 0  | 0   | 0  | 2.73 | 6.32  | 15.55 | .326 |
| 2012 | CHI | 4.16 | 19  | 8  | 6  | .571 | 114.2 | 104 | 56  | 53  | 24  | 108 | 19  | 2  | 1   | 0  | 1.88 | 8.48  | 10.05 | .235 |
| 2013 | CHI | 2.98 | 19  | 10 | 3  | .769 | 121.0 | 93  | 40  | 40  | 28  | 108 | 19  | 4  | 2   | 0  | 2.08 | 8.03  | 9.00  | .207 |
| 2014 | CHI | 3.91 | 18  | 7  | 6  | .538 | 115.0 | 86  | 53  | 50  | 41  | 119 | 18  | 1  | 1   | 0  | 3.21 | 9.31  | 9.94  | .202 |
| 2015 | CHI | 3.01 | 19  | 6  | 6  | .500 | 125.2 | 91  | 44  | 42  | 30  | 133 | 19  | 1  | 1   | 0  | 2.15 | 9.53  | 8.67  | .197 |
| 2016 | CHI | 1.70 | 19  | 12 | 3  | .800 | 127.0 | 77  | 24  | 24  | 27  | 137 | 19  | 4  | 3   | 0  | 1.91 | 9.71  | 7.37  | .170 |
| 2017 | CHI | 3.84 | 20  | 7  | 6  | .538 | 140.2 | 112 | 62  | 60  | 46  | 163 | 20  | 1  | 1   | 0  | 2.94 | 10.43 | 10.11 | .213 |
|      |     | 3.62 | 124 | 52 | 38 | .578 | 796.2 | 638 | 331 | 320 | 212 | 805 | 124 | 13 | 9   | 0  | 2.39 | 9.09  | 9.60  | .214 |

**CABRERA,MAURICIO**

| YR   | TM  | ERA  | GM | W | L | PCT   | IP   | H | R | ER | BB | SO | GS | CG | SHO | SV | BBA  | SOA  | MOB  | OPP  |
|------|-----|------|----|---|---|-------|------|---|---|----|----|----|----|----|-----|----|------|------|------|------|
| 2017 | CHI | 2.05 | 13 | 3 | 0 | 1.000 | 22.0 | 8 | 6 | 5  | 12 | 24 | 0  | 0  | 0   | 0  | 4.91 | 9.82 | 8.18 | .110 |
|      |     | 2.05 | 13 | 3 | 0 | 1.000 | 22.0 | 8 | 6 | 5  | 12 | 24 | 0  | 0  | 0   | 0  | 4.91 | 9.82 | 8.18 | .110 |

**CAHILL,TREVOR**

| YR   | TM  | ERA  | GM | W  | L  | PCT   | IP    | H   | R   | ER  | BB  | SO  | GS | CG | SHO | SV | BBA  | SOA   | MOB   | OPP  |
|------|-----|------|----|----|----|-------|-------|-----|-----|-----|-----|-----|----|----|-----|----|------|-------|-------|------|
| 2013 | MIL | 3.52 | 19 | 6  | 6  | .500  | 115.0 | 91  | 48  | 45  | 49  | 87  | 19 | 0  | 0   | 0  | 3.83 | 6.81  | 10.96 | .212 |
| 2014 | MIL | 3.88 | 10 | 3  | 4  | .429  | 65.0  | 64  | 32  | 28  | 26  | 31  | 10 | 2  | 1   | 0  | 3.60 | 4.29  | 12.46 | .250 |
| 2015 | MIL | 6.59 | 8  | 0  | 2  | .000  | 28.2  | 36  | 22  | 21  | 14  | 26  | 3  | 1  | 0   | 0  | 4.40 | 8.16  | 15.70 | .299 |
| 2017 | WAS | 2.50 | 22 | 4  | 0  | 1.000 | 36.0  | 22  | 10  | 10  | 25  | 41  | 0  | 0  | 0   | 0  | 6.25 | 10.25 | 11.75 | .172 |
|      |     | 3.83 | 59 | 13 | 12 | .520  | 244.2 | 213 | 112 | 104 | 114 | 185 | 32 | 3  | 1   | 0  | 4.19 | 6.81  | 12.03 | .228 |

**CAMINERO,ARQUIMEDES**

| YR   | TM  | ERA  | GM | W | L | PCT  | IP   | H  | R  | ER | BB | SO | GS | CG | SHO | SV | BBA  | SOA  | MOB   | OPP  |
|------|-----|------|----|---|---|------|------|----|----|----|----|----|----|----|-----|----|------|------|-------|------|
| 2016 | PIT | 4.68 | 24 | 1 | 2 | .333 | 42.1 | 40 | 26 | 22 | 18 | 36 | 0  | 0  | 0   | 1  | 3.83 | 7.65 | 12.33 | .243 |
| 2017 | PIT | 5.45 | 23 | 0 | 3 | .000 | 34.2 | 29 | 22 | 21 | 21 | 28 | 0  | 0  | 0   | 1  | 5.45 | 7.27 | 12.98 | .221 |
|      |     | 5.03 | 47 | 1 | 5 | .167 | 77.0 | 69 | 48 | 43 | 39 | 64 | 0  | 0  | 0   | 2  | 4.56 | 7.48 | 12.62 | .233 |

**CASILLA,SANTIAGO**

| YR   | TM  | ERA  | GM | W | L | PCT   | IP   | H  | R  | ER | BB | SO | GS | CG | SHO | SV | BBA  | SOA   | MOB   | OPP  |
|------|-----|------|----|---|---|-------|------|----|----|----|----|----|----|----|-----|----|------|-------|-------|------|
| 2011 | WAS | 3.68 | 31 | 1 | 3 | .250  | 29.1 | 25 | 12 | 12 | 15 | 30 | 0  | 0  | 0   | 16 | 4.60 | 9.20  | 12.27 | .224 |
| 2012 | WAS | 2.00 | 27 | 1 | 0 | 1.000 | 27.0 | 11 | 6  | 6  | 19 | 33 | 0  | 0  | 0   | 2  | 6.33 | 11.00 | 10.00 | .121 |

BBA=BB per 9 IP SOA=SO per 9 IP MOB=Men on base per 9 IP OPP=Opponents Batting Average (approx)

**DVAL PITCHER REGISTRY**

|      |     |      |     |    |    |       |       |     |    |    |    |     |   |   |   |    |      |      |       |      |
|------|-----|------|-----|----|----|-------|-------|-----|----|----|----|-----|---|---|---|----|------|------|-------|------|
| 2013 | WAS | 5.75 | 28  | 2  | 5  | .286  | 36.0  | 37  | 23 | 23 | 14 | 22  | 0 | 0 | 0 | 0  | 3.50 | 5.50 | 12.75 | .258 |
| 2014 | WAS | 6.52 | 25  | 2  | 4  | .333  | 29.0  | 20  | 21 | 21 | 12 | 22  | 0 | 0 | 0 | 0  | 3.72 | 6.83 | 9.93  | .189 |
| 2015 | WAS | 2.38 | 28  | 3  | 1  | .750  | 34.0  | 20  | 9  | 9  | 10 | 28  | 0 | 0 | 0 | 4  | 2.65 | 7.41 | 7.94  | .166 |
| 2016 | WAS | 1.32 | 24  | 4  | 0  | 1.000 | 34.0  | 19  | 5  | 5  | 15 | 37  | 0 | 0 | 0 | 0  | 3.97 | 9.79 | 9.00  | .159 |
| 2017 | MIL | 4.50 | 25  | 1  | 4  | .200  | 26.0  | 24  | 13 | 13 | 13 | 23  | 0 | 0 | 0 | 14 | 4.50 | 7.96 | 12.81 | .238 |
|      |     | 3.72 | 188 | 14 | 17 | .452  | 215.1 | 156 | 89 | 89 | 98 | 195 | 0 | 0 | 0 | 36 | 4.10 | 8.15 | 10.62 | .197 |

**CERVENKA,HUNTER**

| YR   | TM  | ERA  | GM | W | L | PCT  | IP   | H  | R  | ER | BB | SO | GS | CG | SHO | SV | BBA  | SOA  | MOB   | OPP  |
|------|-----|------|----|---|---|------|------|----|----|----|----|----|----|----|-----|----|------|------|-------|------|
| 2017 | ATL | 5.17 | 11 | 0 | 1 | .000 | 15.2 | 15 | 11 | 9  | 4  | 16 | 0  | 0  | 0   | 0  | 2.30 | 9.19 | 10.91 | .245 |
|      |     | 5.17 | 11 | 0 | 1 | .000 | 15.2 | 15 | 11 | 9  | 4  | 16 | 0  | 0  | 0   | 0  | 2.30 | 9.19 | 10.91 | .245 |

**CHAPMAN,AROLDIS**

| YR   | TM  | ERA  | GM  | W | L  | PCT  | IP    | H   | R  | ER | BB | SO  | GS | CG | SHO | SV | BBA  | SOA   | MOB   | OPP  |
|------|-----|------|-----|---|----|------|-------|-----|----|----|----|-----|----|----|-----|----|------|-------|-------|------|
| 2012 | ATL | 2.49 | 18  | 0 | 0  | .000 | 21.2  | 16  | 6  | 6  | 6  | 31  | 0  | 0  | 0   | 1  | 2.49 | 12.88 | 9.14  | .200 |
| 2013 | ATL | 2.48 | 31  | 1 | 4  | .200 | 36.1  | 22  | 14 | 10 | 20 | 50  | 0  | 0  | 0   | 17 | 4.95 | 12.39 | 10.40 | .170 |
| 2014 | ATL | 1.99 | 31  | 1 | 1  | .500 | 31.2  | 10  | 7  | 7  | 16 | 51  | 0  | 0  | 0   | 23 | 4.55 | 14.49 | 7.39  | .097 |
| 2015 | ATL | 4.70 | 23  | 1 | 2  | .333 | 23.0  | 16  | 12 | 12 | 16 | 35  | 0  | 0  | 0   | 15 | 6.26 | 13.70 | 12.52 | .191 |
| 2016 | ATL | 2.34 | 30  | 2 | 2  | .500 | 34.2  | 22  | 10 | 9  | 20 | 40  | 0  | 0  | 0   | 22 | 5.19 | 10.38 | 10.90 | .177 |
| 2017 | ATL | 3.98 | 27  | 2 | 4  | .333 | 31.2  | 22  | 14 | 14 | 13 | 43  | 0  | 0  | 0   | 17 | 3.69 | 12.22 | 9.95  | .191 |
|      |     | 2.92 | 160 | 7 | 13 | .350 | 179.0 | 108 | 63 | 58 | 91 | 250 | 0  | 0  | 0   | 95 | 4.58 | 12.57 | 10.01 | .170 |

**CHAVEZ,JESSE**

| YR   | TM  | ERA  | GM | W | L | PCT  | IP   | H  | R  | ER | BB | SO | GS | CG | SHO | SV | BBA  | SOA  | MOB   | OPP  |
|------|-----|------|----|---|---|------|------|----|----|----|----|----|----|----|-----|----|------|------|-------|------|
| 2010 | MIL | 2.84 | 12 | 0 | 0 | .000 | 19.0 | 15 | 8  | 6  | 6  | 14 | 0  | 0  | 0   | 1  | 2.84 | 6.63 | 9.95  | .211 |
| 2017 | MIL | 4.75 | 22 | 0 | 0 | .000 | 36.0 | 43 | 21 | 19 | 8  | 31 | 0  | 0  | 0   | 0  | 2.00 | 7.75 | 12.75 | .288 |
|      |     | 4.09 | 34 | 0 | 0 | .000 | 55.0 | 58 | 29 | 25 | 14 | 45 | 0  | 0  | 0   | 1  | 2.29 | 7.36 | 11.78 | .263 |

**CHEN,WEI-YIN**

| YR   | TM  | ERA  | GM | W | L | PCT  | IP   | H  | R | ER | BB | SO | GS | CG | SHO | SV | BBA  | SOA  | MOB  | OPP  |
|------|-----|------|----|---|---|------|------|----|---|----|----|----|----|----|-----|----|------|------|------|------|
| 2017 | WAS | 3.04 | 8  | 0 | 1 | .000 | 23.2 | 22 | 8 | 8  | 4  | 25 | 1  | 0  | 0   | 0  | 1.52 | 9.51 | 9.89 | .240 |
|      |     | 3.04 | 8  | 0 | 1 | .000 | 23.2 | 22 | 8 | 8  | 4  | 25 | 1  | 0  | 0   | 0  | 1.52 | 9.51 | 9.89 | .240 |

**CINGRANI,TONY**

| YR   | TM  | ERA  | GM | W | L  | PCT  | IP    | H   | R  | ER | BB | SO  | GS | CG | SHO | SV | BBA  | SOA  | MOB   | OPP  |
|------|-----|------|----|---|----|------|-------|-----|----|----|----|-----|----|----|-----|----|------|------|-------|------|
| 2014 | SF  | 4.45 | 10 | 5 | 4  | .556 | 58.2  | 45  | 30 | 29 | 29 | 60  | 10 | 0  | 0   | 0  | 4.45 | 9.20 | 11.35 | .206 |
| 2015 | SF  | 7.75 | 6  | 1 | 5  | .167 | 33.2  | 51  | 33 | 29 | 12 | 24  | 6  | 0  | 0   | 0  | 3.21 | 6.42 | 16.84 | .339 |
| 2017 | STL | 7.07 | 16 | 0 | 1  | .000 | 28.0  | 31  | 22 | 22 | 17 | 21  | 0  | 0  | 0   | 0  | 5.46 | 6.75 | 15.43 | .273 |
|      |     | 5.98 | 32 | 6 | 10 | .375 | 120.1 | 127 | 85 | 80 | 58 | 105 | 16 | 0  | 0   | 0  | 4.34 | 7.85 | 13.84 | .263 |

**CISHEK,STEVE**

| YR   | TM | ERA  | GM  | W  | L  | PCT  | IP    | H   | R  | ER | BB | SO  | GS | CG | SHO | SV | BBA  | SOA   | MOB   | OPP  |
|------|----|------|-----|----|----|------|-------|-----|----|----|----|-----|----|----|-----|----|------|-------|-------|------|
| 2012 | LA | 2.53 | 20  | 2  | 5  | .286 | 32.0  | 25  | 10 | 9  | 7  | 34  | 0  | 0  | 0   | 0  | 1.97 | 9.56  | 9.00  | .209 |
| 2013 | LA | 2.43 | 26  | 3  | 2  | .600 | 37.0  | 20  | 12 | 10 | 9  | 37  | 0  | 0  | 0   | 0  | 2.19 | 9.00  | 7.05  | .155 |
| 2014 | LA | 3.08 | 24  | 4  | 1  | .800 | 26.1  | 20  | 9  | 9  | 9  | 36  | 0  | 0  | 0   | 15 | 3.08 | 12.30 | 9.91  | .205 |
| 2015 | LA | 1.06 | 21  | 4  | 1  | .800 | 34.0  | 16  | 5  | 4  | 9  | 35  | 0  | 0  | 0   | 0  | 2.38 | 9.26  | 6.62  | .138 |
| 2016 | LA | 8.64 | 17  | 1  | 3  | .250 | 25.0  | 36  | 28 | 24 | 10 | 22  | 0  | 0  | 0   | 0  | 3.60 | 7.92  | 16.56 | .328 |
| 2017 | LA | 3.57 | 27  | 1  | 4  | .200 | 35.1  | 24  | 16 | 14 | 17 | 36  | 0  | 0  | 0   | 15 | 4.33 | 9.17  | 10.44 | .187 |
|      |    | 3.32 | 135 | 15 | 16 | .484 | 189.2 | 141 | 80 | 70 | 61 | 200 | 0  | 0  | 0   | 30 | 2.89 | 9.49  | 9.59  | .201 |

**CLEMENS,PAUL**

| YR   | TM | ERA  | GM | W | L | PCT  | IP   | H  | R  | ER | BB | SO | GS | CG | SHO | SV | BBA  | SOA  | MOB   | OPP  |
|------|----|------|----|---|---|------|------|----|----|----|----|----|----|----|-----|----|------|------|-------|------|
| 2017 | SF | 4.40 | 8  | 2 | 2 | .500 | 45.0 | 44 | 24 | 22 | 19 | 31 | 8  | 0  | 0   | 0  | 3.80 | 6.20 | 12.60 | .249 |
|      |    | 4.40 | 8  | 2 | 2 | .500 | 45.0 | 44 | 24 | 22 | 19 | 31 | 8  | 0  | 0   | 0  | 3.80 | 6.20 | 12.60 | .249 |

**CLIPPARD,TYLER**

| YR | TM | ERA | GM | W | L | PCT | IP | H | R | ER | BB | SO | GS | CG | SHO | SV | BBA | SOA | MOB | OPP |
|----|----|-----|----|---|---|-----|----|---|---|----|----|----|----|----|-----|----|-----|-----|-----|-----|
|----|----|-----|----|---|---|-----|----|---|---|----|----|----|----|----|-----|----|-----|-----|-----|-----|

BBA=BB per 9 IP SOA=SO per 9 IP MOB=Men on base per 9 IP OPP=Opponents Batting Average (approx)



**DVAL PITCHER REGISTRY**

|      |     |      |     |    |    |       |       |     |    |    |     |     |   |   |   |    |      |       |       |      |
|------|-----|------|-----|----|----|-------|-------|-----|----|----|-----|-----|---|---|---|----|------|-------|-------|------|
| 2010 | PIT | 3.00 | 17  | 1  | 1  | .500  | 24.0  | 14  | 8  | 8  | 12  | 33  | 0 | 0 | 0 | 0  | 4.50 | 12.38 | 9.75  | .165 |
| 2011 | PIT | 4.64 | 40  | 4  | 5  | .444  | 52.1  | 36  | 27 | 27 | 29  | 64  | 0 | 0 | 0 | 0  | 4.99 | 11.01 | 11.18 | .189 |
| 2012 | PIT | 0.58 | 19  | 2  | 0  | 1.000 | 31.0  | 6   | 2  | 2  | 5   | 45  | 0 | 0 | 0 | 2  | 1.45 | 13.06 | 3.19  | .062 |
| 2013 | PIT | 0.70 | 25  | 1  | 0  | 1.000 | 38.2  | 18  | 3  | 3  | 10  | 56  | 0 | 0 | 0 | 0  | 2.33 | 13.03 | 6.52  | .136 |
| 2014 | PIT | 1.88 | 22  | 0  | 0  | .000  | 24.0  | 11  | 5  | 5  | 6   | 28  | 0 | 0 | 0 | 19 | 2.25 | 10.50 | 6.38  | .134 |
| 2015 | PIT | 2.27 | 25  | 2  | 3  | .400  | 39.2  | 26  | 11 | 10 | 15  | 43  | 0 | 0 | 0 | 0  | 3.40 | 9.76  | 9.30  | .182 |
| 2016 | PIT | 3.73 | 22  | 2  | 2  | .500  | 41.0  | 32  | 17 | 17 | 16  | 29  | 0 | 0 | 0 | 1  | 3.51 | 6.37  | 10.54 | .209 |
| 2017 | PIT | 3.89 | 25  | 2  | 3  | .400  | 37.0  | 25  | 16 | 16 | 18  | 43  | 0 | 0 | 0 | 0  | 4.38 | 10.46 | 10.46 | .186 |
|      |     | 2.75 | 195 | 14 | 14 | .500  | 287.2 | 168 | 89 | 88 | 111 | 341 | 0 | 0 | 0 | 22 | 3.47 | 10.67 | 8.73  | .165 |

**COLE,GERRIT**

| YR   | TM  | ERA  | GM | W  | L  | PCT  | IP    | H   | R   | ER  | BB | SO  | GS | CG | SHO | SV | BBA  | SOA   | MOB   | OPP  |
|------|-----|------|----|----|----|------|-------|-----|-----|-----|----|-----|----|----|-----|----|------|-------|-------|------|
| 2014 | CIN | 3.71 | 11 | 8  | 2  | .800 | 68.0  | 67  | 32  | 28  | 16 | 53  | 11 | 2  | 2   | 0  | 2.12 | 7.01  | 10.99 | .250 |
| 2015 | CIN | 2.61 | 13 | 7  | 3  | .700 | 79.1  | 52  | 25  | 23  | 17 | 100 | 13 | 2  | 2   | 0  | 1.93 | 11.34 | 7.83  | .182 |
| 2016 | CIN | 2.60 | 19 | 8  | 7  | .533 | 121.0 | 88  | 38  | 35  | 23 | 125 | 19 | 2  | 1   | 0  | 1.71 | 9.30  | 8.26  | .198 |
| 2017 | CIN | 3.93 | 12 | 5  | 3  | .625 | 71.0  | 70  | 31  | 31  | 20 | 64  | 12 | 1  | 1   | 0  | 2.54 | 8.11  | 11.41 | .250 |
|      |     | 3.10 | 55 | 28 | 15 | .651 | 339.1 | 277 | 126 | 117 | 76 | 342 | 55 | 7  | 6   | 0  | 2.02 | 9.07  | 9.36  | .217 |

**COLON,BARTOLO**

| YR   | TM  | ERA  | GM  | W  | L  | PCT  | IP     | H   | R   | ER  | BB  | SO  | GS  | CG | SHO | SV | BBA  | SOA  | MOB   | OPP  |
|------|-----|------|-----|----|----|------|--------|-----|-----|-----|-----|-----|-----|----|-----|----|------|------|-------|------|
| 2003 | PIT | 3.23 | 19  | 7  | 9  | .438 | 153.1  | 101 | 57  | 55  | 48  | 125 | 19  | 11 | 3   | 0  | 2.82 | 7.34 | 8.75  | .183 |
| 2004 | PIT | 5.21 | 20  | 2  | 13 | .133 | 133.0  | 125 | 77  | 77  | 41  | 98  | 20  | 2  | 0   | 0  | 2.77 | 6.63 | 11.23 | .242 |
| 2005 | PIT | 4.93 | 20  | 6  | 10 | .375 | 135.0  | 125 | 79  | 74  | 60  | 106 | 20  | 6  | 1   | 0  | 4.00 | 7.07 | 12.33 | .239 |
| 2006 | PIT | 2.55 | 19  | 11 | 5  | .688 | 159.0  | 102 | 48  | 45  | 32  | 142 | 19  | 11 | 3   | 0  | 1.81 | 8.04 | 7.58  | .179 |
| 2007 | PIT | 2.08 | 3   | 0  | 1  | .000 | 21.2   | 18  | 5   | 5   | 7   | 12  | 3   | 0  | 0   | 0  | 2.91 | 4.98 | 10.38 | .220 |
| 2008 | PIT | 2.82 | 10  | 5  | 2  | .714 | 70.1   | 71  | 23  | 22  | 8   | 52  | 10  | 1  | 1   | 0  | 1.02 | 6.65 | 10.11 | .255 |
| 2009 | PIT | 4.55 | 4   | 0  | 3  | .000 | 27.2   | 27  | 17  | 14  | 15  | 18  | 4   | 0  | 0   | 0  | 4.88 | 5.86 | 13.66 | .249 |
| 2010 | PIT | 6.26 | 4   | 1  | 3  | .250 | 23.0   | 28  | 18  | 16  | 10  | 13  | 4   | 1  | 0   | 0  | 3.91 | 5.09 | 14.87 | .292 |
| 2015 | NYM | 3.51 | 16  | 4  | 5  | .444 | 100.0  | 92  | 39  | 39  | 13  | 67  | 16  | 3  | 1   | 0  | 1.17 | 6.03 | 9.45  | .238 |
| 2016 | NYM | 4.43 | 18  | 6  | 8  | .429 | 111.2  | 134 | 56  | 55  | 13  | 69  | 17  | 2  | 2   | 1  | 1.05 | 5.56 | 11.85 | .289 |
| 2017 | NYM | 1.99 | 19  | 8  | 5  | .615 | 122.0  | 96  | 27  | 27  | 22  | 76  | 19  | 4  | 3   | 0  | 1.62 | 5.61 | 8.70  | .211 |
|      |     | 3.65 | 152 | 50 | 64 | .439 | 1056.2 | 919 | 446 | 429 | 269 | 778 | 151 | 41 | 14  | 1  | 2.29 | 6.63 | 10.12 | .228 |

**CONLEY,ADAM**

| YR   | TM  | ERA   | GM | W | L | PCT  | IP   | H  | R  | ER | BB | SO | GS | CG | SHO | SV | BBA  | SOA   | MOB   | OPP  |
|------|-----|-------|----|---|---|------|------|----|----|----|----|----|----|----|-----|----|------|-------|-------|------|
| 2016 | MIL | 13.50 | 1  | 0 | 1 | .000 | 4.0  | 8  | 6  | 6  | 3  | 5  | 1  | 0  | 0   | 0  | 6.75 | 11.25 | 24.75 | .404 |
| 2017 | MIL | 4.29  | 15 | 5 | 7 | .417 | 84.0 | 85 | 46 | 40 | 28 | 67 | 15 | 1  | 1   | 0  | 3.00 | 7.18  | 12.11 | .255 |
|      |     | 4.70  | 16 | 5 | 8 | .385 | 88.0 | 93 | 52 | 46 | 31 | 72 | 16 | 1  | 1   | 0  | 3.17 | 7.36  | 12.68 | .264 |

**CORBIN,PATRICK**

| YR   | TM  | ERA  | GM | W  | L  | PCT  | IP    | H   | R   | ER  | BB  | SO  | GS | CG | SHO | SV | BBA  | SOA  | MOB   | OPP  |
|------|-----|------|----|----|----|------|-------|-----|-----|-----|-----|-----|----|----|-----|----|------|------|-------|------|
| 2013 | MIL | 4.35 | 10 | 2  | 6  | .250 | 62.0  | 66  | 39  | 30  | 20  | 56  | 10 | 2  | 1   | 0  | 2.90 | 8.13 | 12.48 | .265 |
| 2014 | MIL | 4.40 | 18 | 5  | 10 | .333 | 120.2 | 103 | 60  | 59  | 39  | 86  | 18 | 2  | 0   | 0  | 2.91 | 6.41 | 10.59 | .224 |
| 2015 | MIL | 0.00 | 0  | 0  | 0  | .000 | 0.0   | 0   | 0   | 0   | 0   | 0   | 0  | 0  | 0   | 0  | 0.00 | 0.00 | 0.00  | .000 |
| 2016 | MIL | 4.27 | 8  | 4  | 2  | .667 | 46.1  | 39  | 22  | 22  | 15  | 37  | 8  | 1  | 0   | 0  | 2.91 | 7.19 | 10.49 | .222 |
| 2017 | MIL | 5.48 | 15 | 4  | 4  | .500 | 85.1  | 96  | 52  | 52  | 27  | 65  | 14 | 1  | 0   | 0  | 2.85 | 6.86 | 12.97 | .276 |
|      |     | 4.67 | 51 | 15 | 22 | .405 | 314.1 | 304 | 173 | 163 | 101 | 244 | 50 | 6  | 1   | 0  | 2.89 | 6.99 | 11.60 | .247 |

**COSART,JARRED**

| YR   | TM  | ERA  | GM | W | L | PCT  | IP   | H  | R  | ER | BB | SO | GS | CG | SHO | SV | BBA  | SOA  | MOB   | OPP  |
|------|-----|------|----|---|---|------|------|----|----|----|----|----|----|----|-----|----|------|------|-------|------|
| 2015 | NYM | 5.13 | 15 | 4 | 5 | .444 | 86.0 | 79 | 52 | 49 | 37 | 61 | 15 | 0  | 0   | 0  | 3.87 | 6.38 | 12.14 | .237 |
| 2016 | NYM | 0.00 | 0  | 0 | 0 | .000 | 0.0  | 0  | 0  | 0  | 0  | 0  | 0  | 0  | 0   | 0  | 0.00 | 0.00 | 0.00  | .000 |
| 2017 | NYM | 0.00 | 0  | 0 | 0 | .000 | 0.0  | 0  | 0  | 0  | 0  | 0  | 0  | 0  | 0   | 0  | 0.00 | 0.00 | 0.00  | .000 |
|      |     | 5.13 | 15 | 4 | 5 | .444 | 86.0 | 79 | 52 | 49 | 37 | 61 | 15 | 0  | 0   | 0  | 3.87 | 6.38 | 12.14 | .237 |

BBA=BB per 9 IP SOA=SO per 9 IP MOB=Men on base per 9 IP OPP=Opponents Batting Average (approx)

**DVAL PITCHER REGISTRY**

**CUETO,JOHNNY**

| YR   | TM  | ERA  | GM  | W  | L  | PCT  | IP    | H   | R   | ER  | BB  | SO  | GS  | CG | SHO | SV | BBA  | SOA  | MOB   | OPP  |
|------|-----|------|-----|----|----|------|-------|-----|-----|-----|-----|-----|-----|----|-----|----|------|------|-------|------|
| 2009 | PIT | 4.34 | 48  | 2  | 1  | .667 | 64.1  | 56  | 31  | 31  | 22  | 59  | 0   | 0  | 0   | 0  | 3.08 | 8.25 | 10.91 | .228 |
| 2010 | PIT | 4.76 | 12  | 7  | 5  | .583 | 87.0  | 89  | 49  | 46  | 29  | 66  | 12  | 6  | 1   | 0  | 3.00 | 6.83 | 12.21 | .257 |
| 2011 | PIT | 5.11 | 17  | 6  | 6  | .500 | 104.0 | 112 | 60  | 59  | 23  | 82  | 17  | 1  | 0   | 0  | 1.99 | 7.10 | 11.68 | .267 |
| 2012 | PIT | 3.00 | 13  | 5  | 3  | .625 | 90.0  | 61  | 30  | 30  | 23  | 53  | 13  | 2  | 1   | 0  | 2.30 | 5.30 | 8.40  | .187 |
| 2013 | PIT | 2.86 | 17  | 8  | 5  | .615 | 125.2 | 77  | 42  | 40  | 30  | 101 | 17  | 5  | 1   | 0  | 2.15 | 7.23 | 7.66  | .172 |
| 2014 | PIT | 2.08 | 5   | 3  | 2  | .600 | 34.2  | 31  | 8   | 8   | 13  | 21  | 5   | 1  | 1   | 0  | 3.38 | 5.45 | 11.42 | .233 |
| 2015 | PIT | 2.36 | 20  | 10 | 6  | .625 | 141.0 | 80  | 41  | 37  | 41  | 150 | 20  | 5  | 3   | 0  | 2.62 | 9.57 | 7.72  | .161 |
| 2016 | PIT | 6.23 | 19  | 4  | 12 | .250 | 112.2 | 143 | 83  | 78  | 25  | 85  | 19  | 0  | 0   | 0  | 2.00 | 6.79 | 13.42 | .301 |
| 2017 | PIT | 3.14 | 19  | 6  | 8  | .429 | 131.2 | 96  | 46  | 46  | 28  | 145 | 19  | 3  | 2   | 0  | 1.91 | 9.91 | 8.48  | .198 |
|      |     | 3.79 | 170 | 51 | 48 | .515 | 891.0 | 745 | 390 | 375 | 234 | 762 | 122 | 23 | 9   | 0  | 2.36 | 7.70 | 9.89  | .221 |

**DAVIES,ZACH**

| YR   | TM  | ERA  | GM | W | L | PCT  | IP    | H   | R  | ER | BB | SO | GS | CG | SHO | SV | BBA  | SOA  | MOB   | OPP  |
|------|-----|------|----|---|---|------|-------|-----|----|----|----|----|----|----|-----|----|------|------|-------|------|
| 2016 | CHI | 5.65 | 3  | 0 | 2 | .000 | 14.1  | 18  | 9  | 9  | 8  | 5  | 3  | 0  | 0   | 0  | 5.02 | 3.14 | 16.33 | .299 |
| 2017 | CHI | 4.28 | 16 | 5 | 3 | .625 | 90.1  | 91  | 46 | 43 | 31 | 86 | 16 | 0  | 0   | 0  | 3.09 | 8.57 | 12.15 | .255 |
|      |     | 4.47 | 19 | 5 | 5 | .500 | 104.2 | 109 | 55 | 52 | 39 | 91 | 19 | 0  | 0   | 0  | 3.35 | 7.82 | 12.73 | .261 |

**DEGROM,JACOB**

| YR   | TM  | ERA  | GM | W  | L  | PCT  | IP    | H   | R   | ER  | BB | SO  | GS | CG | SHO | SV | BBA  | SOA   | MOB   | OPP  |
|------|-----|------|----|----|----|------|-------|-----|-----|-----|----|-----|----|----|-----|----|------|-------|-------|------|
| 2015 | CHI | 4.60 | 13 | 7  | 3  | .700 | 78.1  | 74  | 43  | 40  | 31 | 76  | 13 | 0  | 0   | 0  | 3.56 | 8.73  | 12.06 | .243 |
| 2016 | CHI | 3.13 | 17 | 9  | 4  | .692 | 109.1 | 68  | 42  | 38  | 28 | 129 | 17 | 1  | 1   | 1  | 2.30 | 10.62 | 7.90  | .174 |
| 2017 | CHI | 3.86 | 14 | 7  | 6  | .538 | 91.0  | 74  | 40  | 39  | 26 | 87  | 14 | 1  | 1   | 0  | 2.57 | 8.60  | 9.89  | .216 |
|      |     | 3.78 | 44 | 23 | 13 | .639 | 278.2 | 216 | 125 | 117 | 85 | 292 | 44 | 2  | 2   | 1  | 2.75 | 9.43  | 9.72  | .208 |

**DELGADO,RANDALL**

| YR   | TM  | ERA  | GM | W | L | PCT  | IP    | H   | R  | ER | BB | SO  | GS | CG | SHO | SV | BBA  | SOA  | MOB   | OPP  |
|------|-----|------|----|---|---|------|-------|-----|----|----|----|-----|----|----|-----|----|------|------|-------|------|
| 2013 | NYM | 5.16 | 18 | 2 | 4 | .333 | 52.1  | 59  | 30 | 30 | 19 | 37  | 6  | 0  | 0   | 0  | 3.27 | 6.36 | 13.41 | .276 |
| 2014 | NYM | 5.40 | 20 | 0 | 1 | .000 | 41.2  | 49  | 26 | 25 | 17 | 28  | 1  | 0  | 0   | 0  | 3.67 | 6.05 | 14.26 | .285 |
| 2015 | NYM | 0.00 | 0  | 0 | 0 | .000 | 0.0   | 0   | 0  | 0  | 0  | 0   | 0  | 0  | 0   | 0  | 0.00 | 0.00 | 0.00  | .000 |
| 2016 | NYM | 2.74 | 27 | 2 | 1 | .667 | 42.2  | 33  | 13 | 13 | 12 | 37  | 1  | 0  | 0   | 0  | 2.53 | 7.80 | 9.49  | .208 |
| 2017 | NYM | 0.00 | 0  | 0 | 0 | .000 | 0.0   | 0   | 0  | 0  | 0  | 0   | 0  | 0  | 0   | 0  | 0.00 | 0.00 | 0.00  | .000 |
|      |     | 4.48 | 65 | 4 | 6 | .400 | 136.2 | 141 | 69 | 68 | 48 | 102 | 8  | 0  | 0   | 0  | 3.16 | 6.72 | 12.45 | .259 |

**DESCLAFANI,ANTHONY**

| YR   | TM  | ERA  | GM | W | L  | PCT  | IP    | H   | R   | ER | BB | SO  | GS | CG | SHO | SV | BBA  | SOA  | MOB   | OPP  |
|------|-----|------|----|---|----|------|-------|-----|-----|----|----|-----|----|----|-----|----|------|------|-------|------|
| 2015 | STL | 4.24 | 8  | 0 | 0  | .000 | 17.0  | 24  | 9   | 8  | 1  | 17  | 1  | 0  | 0   | 0  | 0.53 | 9.00 | 13.24 | .324 |
| 2016 | STL | 5.06 | 14 | 5 | 7  | .417 | 89.0  | 99  | 55  | 50 | 26 | 72  | 14 | 2  | 0   | 0  | 2.63 | 7.28 | 12.64 | .274 |
| 2017 | STL | 4.83 | 12 | 3 | 6  | .333 | 72.2  | 74  | 39  | 39 | 20 | 71  | 12 | 0  | 0   | 0  | 2.48 | 8.79 | 11.64 | .257 |
|      |     | 4.89 | 34 | 8 | 13 | .381 | 178.2 | 197 | 103 | 97 | 47 | 160 | 27 | 2  | 0   | 0  | 2.37 | 8.06 | 12.29 | .272 |

**DIAZ,JUMBO**

| YR   | TM  | ERA  | GM | W | L | PCT  | IP   | H  | R  | ER | BB | SO | GS | CG | SHO | SV | BBA  | SOA   | MOB   | OPP  |
|------|-----|------|----|---|---|------|------|----|----|----|----|----|----|----|-----|----|------|-------|-------|------|
| 2016 | MIL | 6.55 | 14 | 0 | 0 | .000 | 22.0 | 30 | 18 | 16 | 7  | 29 | 0  | 0  | 0   | 0  | 2.86 | 11.86 | 15.14 | .316 |
| 2017 | MIL | 4.66 | 25 | 0 | 2 | .000 | 29.0 | 30 | 19 | 15 | 18 | 20 | 0  | 0  | 0   | 1  | 5.59 | 6.21  | 14.90 | .260 |
|      |     | 5.47 | 39 | 0 | 2 | .000 | 51.0 | 60 | 37 | 31 | 25 | 49 | 0  | 0  | 0   | 1  | 4.41 | 8.65  | 15.00 | .285 |

**DICKEY,R.A.**

| YR   | TM  | ERA  | GM | W | L  | PCT  | IP    | H   | R  | ER | BB | SO  | GS | CG | SHO | SV | BBA  | SOA  | MOB   | OPP  |
|------|-----|------|----|---|----|------|-------|-----|----|----|----|-----|----|----|-----|----|------|------|-------|------|
| 2011 | PIT | 2.87 | 15 | 6 | 6  | .500 | 100.1 | 82  | 39 | 32 | 16 | 72  | 15 | 4  | 1   | 0  | 1.44 | 6.46 | 8.79  | .217 |
| 2012 | PIT | 4.31 | 18 | 9 | 6  | .600 | 117.0 | 129 | 62 | 56 | 38 | 75  | 18 | 3  | 1   | 0  | 2.92 | 5.77 | 12.85 | .272 |
| 2013 | PIT | 3.39 | 19 | 9 | 5  | .643 | 135.1 | 99  | 53 | 51 | 38 | 123 | 19 | 6  | 2   | 0  | 2.53 | 8.18 | 9.11  | .199 |
| 2014 | PIT | 5.63 | 19 | 5 | 10 | .333 | 126.1 | 144 | 85 | 79 | 44 | 111 | 19 | 2  | 0   | 0  | 3.13 | 7.91 | 13.39 | .279 |
| 2015 | MIL | 4.59 | 20 | 3 | 8  | .273 | 113.2 | 119 | 65 | 58 | 39 | 93  | 20 | 0  | 0   | 0  | 3.09 | 7.36 | 12.51 | .262 |

BBA=BB per 9 IP SOA=SO per 9 IP MOB=Men on base per 9 IP OPP=Opponents Batting Average (approx)

**DVAL PITCHER REGISTRY**

|      |     |      |     |    |    |      |       |     |     |     |     |     |     |    |   |   |      |      |       |      |
|------|-----|------|-----|----|----|------|-------|-----|-----|-----|-----|-----|-----|----|---|---|------|------|-------|------|
| 2016 | MIL | 4.45 | 16  | 4  | 11 | .267 | 95.0  | 95  | 49  | 47  | 32  | 71  | 16  | 1  | 1 | 0 | 3.03 | 6.73 | 12.03 | .253 |
| 2017 | MIL | 6.35 | 17  | 4  | 9  | .308 | 95.0  | 117 | 76  | 67  | 40  | 66  | 17  | 1  | 1 | 0 | 3.79 | 6.25 | 14.87 | .295 |
|      |     | 4.48 | 124 | 40 | 55 | .421 | 782.2 | 785 | 429 | 390 | 247 | 611 | 124 | 17 | 6 | 0 | 2.84 | 7.03 | 11.87 | .254 |

**DIEKMAN, JAKE**

| YR   | TM  | ERA  | GM | W | L | PCT  | IP   | H  | R  | ER | BB | SO | GS | CG | SHO | SV | BBA  | SOA  | MOB   | OPP  |
|------|-----|------|----|---|---|------|------|----|----|----|----|----|----|----|-----|----|------|------|-------|------|
| 2014 | CHI | 3.27 | 13 | 3 | 1 | .750 | 22.0 | 17 | 8  | 8  | 9  | 17 | 0  | 0  | 0   | 0  | 3.68 | 6.95 | 10.64 | .208 |
| 2015 | CHI | 4.38 | 15 | 0 | 0 | .000 | 24.2 | 27 | 12 | 12 | 14 | 22 | 0  | 0  | 0   | 0  | 5.11 | 8.03 | 14.96 | .271 |
| 2016 | CHI | 2.66 | 12 | 0 | 0 | .000 | 20.1 | 9  | 6  | 6  | 12 | 21 | 0  | 0  | 0   | 0  | 5.31 | 9.30 | 9.30  | .130 |
| 2017 | CHI | 7.16 | 11 | 0 | 1 | .000 | 16.1 | 14 | 13 | 13 | 11 | 18 | 0  | 0  | 0   | 0  | 6.06 | 9.92 | 13.78 | .225 |
|      |     | 4.21 | 51 | 3 | 2 | .600 | 83.1 | 67 | 39 | 39 | 46 | 78 | 0  | 0  | 0   | 0  | 4.97 | 8.42 | 12.20 | .214 |

**DUKE, ZACH**

| YR   | TM  | ERA  | GM  | W  | L  | PCT  | IP    | H   | R   | ER  | BB  | SO  | GS | CG | SHO | SV | BBA  | SOA   | MOB   | OPP  |
|------|-----|------|-----|----|----|------|-------|-----|-----|-----|-----|-----|----|----|-----|----|------|-------|-------|------|
| 2006 | LA  | 2.47 | 8   | 4  | 2  | .667 | 62.0  | 37  | 17  | 17  | 22  | 37  | 8  | 3  | 1   | 0  | 3.19 | 5.37  | 8.56  | .168 |
| 2007 | LA  | 0.00 | 0   | 0  | 0  | .000 | 0.0   | 0   | 0   | 0   | 0   | 0   | 0  | 0  | 0   | 0  | 0.00 | 0.00  | 0.00  | .000 |
| 2008 | LA  | 0.00 | 0   | 0  | 0  | .000 | 0.0   | 0   | 0   | 0   | 0   | 0   | 0  | 0  | 0   | 0  | 0.00 | 0.00  | 0.00  | .000 |
| 2009 | LA  | 5.37 | 18  | 4  | 13 | .235 | 107.1 | 122 | 71  | 64  | 28  | 85  | 18 | 1  | 0   | 0  | 2.35 | 7.13  | 12.58 | .278 |
| 2010 | LA  | 4.75 | 19  | 4  | 11 | .267 | 119.1 | 145 | 70  | 63  | 22  | 79  | 19 | 3  | 1   | 0  | 1.66 | 5.96  | 12.59 | .292 |
| 2011 | PHI | 6.86 | 15  | 1  | 10 | .091 | 81.1  | 115 | 67  | 62  | 43  | 57  | 15 | 0  | 0   | 0  | 4.76 | 6.31  | 17.48 | .324 |
| 2012 | PHI | 2.61 | 5   | 2  | 1  | .667 | 38.0  | 25  | 13  | 11  | 19  | 29  | 5  | 1  | 0   | 0  | 4.50 | 6.87  | 10.42 | .182 |
| 2015 | LA  | 2.65 | 22  | 1  | 1  | .500 | 34.0  | 22  | 12  | 10  | 15  | 34  | 0  | 0  | 0   | 1  | 3.97 | 9.00  | 9.79  | .180 |
| 2016 | LA  | 1.54 | 21  | 3  | 1  | .750 | 35.0  | 15  | 6   | 6   | 14  | 46  | 0  | 0  | 0   | 0  | 3.60 | 11.83 | 7.46  | .127 |
| 2017 | LA  | 2.41 | 27  | 4  | 4  | .500 | 33.2  | 22  | 10  | 9   | 16  | 34  | 0  | 0  | 0   | 0  | 4.28 | 9.09  | 10.16 | .181 |
|      |     | 4.27 | 135 | 23 | 43 | .348 | 510.2 | 503 | 266 | 242 | 179 | 401 | 65 | 8  | 2   | 1  | 3.15 | 7.07  | 12.02 | .250 |

**DUNN, MIKE**

| YR   | TM  | ERA  | GM  | W  | L  | PCT   | IP    | H   | R  | ER | BB | SO  | GS | CG | SHO | SV | BBA  | SOA   | MOB   | OPP  |
|------|-----|------|-----|----|----|-------|-------|-----|----|----|----|-----|----|----|-----|----|------|-------|-------|------|
| 2011 | ATL | 4.05 | 7   | 0  | 1  | .000  | 6.2   | 3   | 3  | 3  | 6  | 12  | 0  | 0  | 0   | 0  | 8.10 | 16.20 | 12.15 | .132 |
| 2012 | ATL | 4.91 | 22  | 0  | 1  | .000  | 25.2  | 26  | 19 | 14 | 11 | 32  | 0  | 0  | 0   | 1  | 3.86 | 11.22 | 12.97 | .256 |
| 2013 | NYM | 3.04 | 16  | 2  | 1  | .667  | 26.2  | 26  | 14 | 9  | 8  | 25  | 0  | 0  | 0   | 0  | 2.70 | 8.44  | 11.48 | .248 |
| 2014 | NYM | 4.15 | 31  | 5  | 6  | .455  | 39.0  | 31  | 20 | 18 | 13 | 40  | 0  | 0  | 0   | 0  | 3.00 | 9.23  | 10.15 | .212 |
| 2015 | NYM | 3.78 | 25  | 4  | 1  | .800  | 33.1  | 27  | 14 | 14 | 17 | 28  | 0  | 0  | 0   | 0  | 4.59 | 7.56  | 11.88 | .215 |
| 2016 | NYM | 3.14 | 18  | 1  | 0  | 1.000 | 28.2  | 18  | 10 | 10 | 10 | 24  | 0  | 0  | 0   | 0  | 3.14 | 7.53  | 8.79  | .175 |
| 2017 | NYM | 2.49 | 18  | 1  | 0  | 1.000 | 21.2  | 18  | 6  | 6  | 1  | 25  | 0  | 0  | 0   | 1  | 0.42 | 10.38 | 7.89  | .220 |
|      |     | 3.67 | 137 | 13 | 10 | .565  | 181.2 | 149 | 86 | 74 | 66 | 186 | 0  | 0  | 0   | 2  | 3.27 | 9.21  | 10.65 | .218 |

**DYSON, SAM**

| YR   | TM  | ERA  | GM | W | L  | PCT  | IP    | H  | R  | ER | BB | SO | GS | CG | SHO | SV | BBA  | SOA  | MOB   | OPP  |
|------|-----|------|----|---|----|------|-------|----|----|----|----|----|----|----|-----|----|------|------|-------|------|
| 2015 | CHI | 3.18 | 14 | 2 | 4  | .333 | 22.2  | 16 | 9  | 8  | 6  | 12 | 0  | 0  | 0   | 0  | 2.38 | 4.76 | 8.74  | .193 |
| 2016 | CHI | 4.50 | 33 | 5 | 5  | .500 | 44.0  | 37 | 24 | 22 | 17 | 41 | 0  | 0  | 0   | 1  | 3.48 | 8.39 | 11.05 | .222 |
| 2017 | CHI | 3.34 | 23 | 1 | 2  | .333 | 35.0  | 26 | 14 | 13 | 9  | 29 | 0  | 0  | 0   | 13 | 2.31 | 7.46 | 9.00  | .201 |
|      |     | 3.81 | 70 | 8 | 11 | .421 | 101.2 | 79 | 47 | 43 | 32 | 82 | 0  | 0  | 0   | 14 | 2.83 | 7.26 | 9.83  | .208 |

**EDWARDS, CARL**

| YR   | TM  | ERA  | GM | W | L | PCT  | IP   | H  | R | ER | BB | SO | GS | CG | SHO | SV | BBA  | SOA   | MOB   | OPP  |
|------|-----|------|----|---|---|------|------|----|---|----|----|----|----|----|-----|----|------|-------|-------|------|
| 2017 | CIN | 3.65 | 9  | 0 | 0 | .000 | 12.1 | 10 | 6 | 5  | 11 | 16 | 0  | 0  | 0   | 0  | 8.03 | 11.68 | 15.32 | .216 |
|      |     | 3.65 | 9  | 0 | 0 | .000 | 12.1 | 10 | 6 | 5  | 11 | 16 | 0  | 0  | 0   | 0  | 8.03 | 11.68 | 15.32 | .216 |

**EFLIN, ZACH**

| YR   | TM | ERA  | GM | W | L | PCT  | IP  | H  | R | ER | BB | SO | GS | CG | SHO | SV | BBA  | SOA  | MOB   | OPP  |
|------|----|------|----|---|---|------|-----|----|---|----|----|----|----|----|-----|----|------|------|-------|------|
| 2017 | LA | 4.15 | 4  | 0 | 0 | .000 | 8.2 | 11 | 4 | 4  | 2  | 5  | 1  | 0  | 0   | 0  | 2.08 | 5.19 | 13.50 | .301 |
|      |    | 4.15 | 4  | 0 | 0 | .000 | 8.2 | 11 | 4 | 4  | 2  | 5  | 1  | 0  | 0   | 0  | 2.08 | 5.19 | 13.50 | .301 |

**EICKHOFF, JERAD**

| YR | TM | ERA | GM | W | L | PCT | IP | H | R | ER | BB | SO | GS | CG | SHO | SV | BBA | SOA | MOB | OPP |
|----|----|-----|----|---|---|-----|----|---|---|----|----|----|----|----|-----|----|-----|-----|-----|-----|
|----|----|-----|----|---|---|-----|----|---|---|----|----|----|----|----|-----|----|-----|-----|-----|-----|

BBA=BB per 9 IP SOA=SO per 9 IP MOB=Men on base per 9 IP OPP=Opponents Batting Average (approx)

**DVAL PITCHER REGISTRY**

|      |    |      |    |   |   |      |       |     |    |    |    |     |    |   |   |   |      |      |       |      |
|------|----|------|----|---|---|------|-------|-----|----|----|----|-----|----|---|---|---|------|------|-------|------|
| 2016 | SD | 3.60 | 5  | 2 | 2 | .500 | 30.0  | 27  | 12 | 12 | 12 | 28  | 5  | 1 | 0 | 0 | 3.60 | 8.40 | 11.70 | .234 |
| 2017 | SD | 3.80 | 19 | 6 | 5 | .545 | 111.1 | 128 | 49 | 47 | 22 | 107 | 19 | 2 | 1 | 0 | 1.78 | 8.65 | 12.13 | .280 |
|      |    | 3.76 | 24 | 8 | 7 | .533 | 141.1 | 155 | 61 | 59 | 34 | 135 | 24 | 3 | 1 | 0 | 2.17 | 8.60 | 12.04 | .271 |

**EOVALDI,NATHAN**

| YR   | TM  | ERA  | GM | W  | L  | PCT  | IP    | H   | R   | ER  | BB | SO  | GS | CG | SHO | SV | BBA  | SOA  | MOB   | OPP  |
|------|-----|------|----|----|----|------|-------|-----|-----|-----|----|-----|----|----|-----|----|------|------|-------|------|
| 2012 | LA  | 6.60 | 3  | 0  | 1  | .000 | 15.0  | 19  | 11  | 11  | 7  | 15  | 3  | 0  | 0   | 0  | 4.20 | 9.00 | 15.60 | .300 |
| 2013 | LA  | 0.00 | 0  | 0  | 0  | .000 | 0.0   | 0   | 0   | 0   | 0  | 0   | 0  | 0  | 0   | 0  | 0.00 | 0.00 | 0.00  | .000 |
| 2014 | LA  | 5.44 | 9  | 1  | 5  | .167 | 48.0  | 59  | 34  | 29  | 14 | 32  | 9  | 1  | 1   | 0  | 2.63 | 6.00 | 13.69 | .294 |
| 2015 | STL | 5.87 | 19 | 3  | 1  | .750 | 46.0  | 61  | 33  | 30  | 15 | 32  | 2  | 1  | 0   | 0  | 2.93 | 6.26 | 14.87 | .310 |
| 2016 | STL | 3.75 | 13 | 6  | 3  | .667 | 84.0  | 83  | 37  | 35  | 15 | 63  | 13 | 2  | 2   | 0  | 1.61 | 6.75 | 10.50 | .251 |
| 2017 | PHI | 4.61 | 12 | 5  | 5  | .500 | 70.1  | 66  | 38  | 36  | 29 | 51  | 12 | 0  | 0   | 0  | 3.71 | 6.53 | 12.16 | .241 |
|      |     | 4.82 | 56 | 15 | 15 | .500 | 263.1 | 288 | 153 | 141 | 80 | 193 | 39 | 4  | 3   | 0  | 2.73 | 6.60 | 12.58 | .270 |

**ESTRADA,MARCO**

| YR   | TM  | ERA  | GM | W  | L  | PCT  | IP    | H   | R   | ER  | BB  | SO  | GS | CG | SHO | SV | BBA  | SOA   | MOB   | OPP  |
|------|-----|------|----|----|----|------|-------|-----|-----|-----|-----|-----|----|----|-----|----|------|-------|-------|------|
| 2014 | PHI | 5.08 | 12 | 6  | 4  | .600 | 72.2  | 75  | 43  | 41  | 20  | 59  | 12 | 1  | 0   | 0  | 2.48 | 7.31  | 11.77 | .259 |
| 2015 | MIL | 4.57 | 8  | 2  | 6  | .250 | 61.0  | 61  | 36  | 31  | 25  | 48  | 8  | 3  | 0   | 0  | 3.69 | 7.08  | 12.69 | .253 |
| 2016 | STL | 3.08 | 13 | 9  | 3  | .750 | 102.1 | 72  | 35  | 35  | 29  | 78  | 13 | 7  | 3   | 0  | 2.55 | 6.86  | 8.88  | .193 |
| 2017 | STL | 2.60 | 17 | 6  | 5  | .545 | 114.1 | 75  | 38  | 33  | 29  | 135 | 17 | 1  | 1   | 0  | 2.28 | 10.63 | 8.19  | .182 |
|      |     | 3.60 | 50 | 23 | 18 | .561 | 350.1 | 283 | 152 | 140 | 103 | 320 | 50 | 12 | 4   | 0  | 2.65 | 8.22  | 9.92  | .215 |

**FAMILIA,JEURYS**

| YR   | TM  | ERA  | GM | W | L | PCT  | IP   | H  | R  | ER | BB | SO | GS | CG | SHO | SV | BBA  | SOA   | MOB   | OPP  |
|------|-----|------|----|---|---|------|------|----|----|----|----|----|----|----|-----|----|------|-------|-------|------|
| 2015 | PIT | 0.62 | 23 | 3 | 1 | .750 | 29.0 | 14 | 2  | 2  | 8  | 25 | 0  | 0  | 0   | 1  | 2.48 | 7.76  | 6.83  | .141 |
| 2016 | PIT | 2.41 | 18 | 0 | 2 | .000 | 18.2 | 10 | 8  | 5  | 4  | 22 | 0  | 0  | 0   | 15 | 1.93 | 10.61 | 6.75  | .154 |
| 2017 | PIT | 8.54 | 29 | 4 | 5 | .444 | 26.1 | 30 | 25 | 25 | 13 | 26 | 0  | 0  | 0   | 15 | 4.44 | 8.89  | 14.70 | .279 |
|      |     | 3.89 | 70 | 7 | 8 | .467 | 74.0 | 54 | 35 | 32 | 25 | 73 | 0  | 0  | 0   | 31 | 3.04 | 8.88  | 9.61  | .198 |

**FELIZ,NEFTALI**

| YR   | TM  | ERA  | GM | W | L | PCT  | IP   | H  | R  | ER | BB | SO | GS | CG | SHO | SV | BBA  | SOA  | MOB   | OPP  |
|------|-----|------|----|---|---|------|------|----|----|----|----|----|----|----|-----|----|------|------|-------|------|
| 2017 | CIN | 5.63 | 21 | 0 | 0 | .000 | 24.0 | 18 | 15 | 15 | 9  | 24 | 0  | 0  | 0   | 0  | 3.38 | 9.00 | 10.13 | .203 |
|      |     | 5.63 | 21 | 0 | 0 | .000 | 24.0 | 18 | 15 | 15 | 9  | 24 | 0  | 0  | 0   | 0  | 3.38 | 9.00 | 10.13 | .203 |

**FERNANDEZ,JOSE**

| YR   | TM  | ERA  | GM | W  | L  | PCT  | IP    | H   | R   | ER | BB | SO  | GS | CG | SHO | SV | BBA  | SOA   | MOB   | OPP  |
|------|-----|------|----|----|----|------|-------|-----|-----|----|----|-----|----|----|-----|----|------|-------|-------|------|
| 2014 | STL | 2.27 | 14 | 10 | 1  | .909 | 99.1  | 56  | 28  | 25 | 29 | 144 | 14 | 3  | 0   | 0  | 2.63 | 13.05 | 7.70  | .160 |
| 2015 | STL | 4.66 | 4  | 2  | 1  | .667 | 29.0  | 33  | 15  | 15 | 8  | 39  | 4  | 2  | 0   | 0  | 2.48 | 12.10 | 12.72 | .278 |
| 2016 | STL | 3.08 | 5  | 1  | 3  | .250 | 38.0  | 36  | 17  | 13 | 6  | 50  | 5  | 2  | 0   | 0  | 1.42 | 11.84 | 9.95  | .243 |
| 2017 | STL | 2.91 | 17 | 9  | 5  | .643 | 111.1 | 81  | 41  | 36 | 26 | 139 | 17 | 4  | 4   | 0  | 2.10 | 11.24 | 8.65  | .198 |
|      |     | 2.88 | 40 | 22 | 10 | .688 | 277.2 | 206 | 101 | 89 | 69 | 372 | 40 | 11 | 4   | 0  | 2.24 | 12.06 | 8.91  | .201 |

**FIERS,MIKE**

| YR   | TM  | ERA  | GM | W  | L  | PCT  | IP    | H   | R   | ER  | BB | SO  | GS | CG | SHO | SV | BBA  | SOA   | MOB   | OPP  |
|------|-----|------|----|----|----|------|-------|-----|-----|-----|----|-----|----|----|-----|----|------|-------|-------|------|
| 2015 | WAS | 1.85 | 6  | 2  | 3  | .400 | 39.0  | 26  | 9   | 8   | 9  | 47  | 6  | 0  | 0   | 0  | 2.08 | 10.85 | 8.08  | .184 |
| 2016 | WAS | 4.60 | 17 | 3  | 8  | .273 | 101.2 | 105 | 55  | 52  | 29 | 105 | 17 | 0  | 0   | 0  | 2.57 | 9.30  | 11.86 | .259 |
| 2017 | WAS | 3.69 | 17 | 6  | 7  | .462 | 97.2  | 99  | 41  | 40  | 23 | 70  | 17 | 2  | 1   | 0  | 2.12 | 6.45  | 11.24 | .256 |
|      |     | 3.78 | 40 | 11 | 18 | .379 | 238.1 | 230 | 105 | 100 | 61 | 222 | 40 | 2  | 1   | 0  | 2.30 | 8.38  | 10.99 | .246 |

**FINNEGAN,BRANDON**

| YR   | TM  | ERA  | GM | W | L | PCT  | IP    | H   | R  | ER | BB | SO  | GS | CG | SHO | SV | BBA  | SOA  | MOB   | OPP  |
|------|-----|------|----|---|---|------|-------|-----|----|----|----|-----|----|----|-----|----|------|------|-------|------|
| 2016 | STL | 4.18 | 14 | 2 | 1 | .667 | 28.0  | 23  | 17 | 13 | 7  | 28  | 2  | 0  | 0   | 0  | 2.25 | 9.00 | 9.64  | .218 |
| 2017 | STL | 5.70 | 15 | 6 | 5 | .545 | 90.0  | 95  | 57 | 57 | 51 | 78  | 15 | 2  | 0   | 0  | 5.10 | 7.80 | 14.60 | .264 |
|      |     | 5.34 | 29 | 8 | 6 | .571 | 118.0 | 118 | 74 | 70 | 58 | 106 | 17 | 2  | 0   | 0  | 4.42 | 8.08 | 13.42 | .253 |

**FISTER,DOUG**

| YR | TM | ERA | GM | W | L | PCT | IP | H | R | ER | BB | SO | GS | CG | SHO | SV | BBA | SOA | MOB | OPP |
|----|----|-----|----|---|---|-----|----|---|---|----|----|----|----|----|-----|----|-----|-----|-----|-----|
|----|----|-----|----|---|---|-----|----|---|---|----|----|----|----|----|-----|----|-----|-----|-----|-----|

BBA=BB per 9 IP SOA=SO per 9 IP MOB=Men on base per 9 IP OPP=Opponents Batting Average (approx)

**DVAL PITCHER REGISTRY**

|      |     |      |    |    |    |       |       |     |    |    |    |     |    |   |   |   |      |      |       |      |
|------|-----|------|----|----|----|-------|-------|-----|----|----|----|-----|----|---|---|---|------|------|-------|------|
| 2015 | PIT | 2.00 | 12 | 6  | 3  | .667  | 94.1  | 53  | 23 | 21 | 8  | 78  | 12 | 4 | 3 | 0 | 0.76 | 7.44 | 5.82  | .160 |
| 2016 | PIT | 2.89 | 10 | 1  | 0  | 1.000 | 28.0  | 27  | 9  | 9  | 5  | 20  | 2  | 0 | 0 | 0 | 1.61 | 6.43 | 10.29 | .246 |
| 2017 | PIT | 4.98 | 19 | 7  | 7  | .500  | 106.2 | 118 | 61 | 59 | 29 | 82  | 19 | 1 | 0 | 0 | 2.45 | 6.92 | 12.40 | .273 |
|      |     | 3.50 | 41 | 14 | 10 | .583  | 229.0 | 198 | 93 | 89 | 42 | 180 | 33 | 5 | 3 | 0 | 1.65 | 7.07 | 9.43  | .227 |

**FOLTYNEWICZ,MIKE**

| YR   | TM | ERA  | GM | W | L | PCT  | IP   | H  | R  | ER | BB | SO | GS | CG | SHO | SV | BBA  | SOA  | MOB   | OPP  |
|------|----|------|----|---|---|------|------|----|----|----|----|----|----|----|-----|----|------|------|-------|------|
| 2016 | LA | 0.00 | 0  | 0 | 0 | .000 | 0.0  | 0  | 0  | 0  | 0  | 0  | 0  | 0  | 0   | 0  | 0.00 | 0.00 | 0.00  | .000 |
| 2017 | LA | 5.42 | 13 | 3 | 7 | .300 | 74.2 | 87 | 48 | 45 | 23 | 71 | 13 | 1  | 1   | 0  | 2.77 | 8.56 | 13.26 | .283 |
|      |    | 5.42 | 13 | 3 | 7 | .300 | 74.2 | 87 | 48 | 45 | 23 | 71 | 13 | 1  | 1   | 0  | 2.77 | 8.56 | 13.26 | .283 |

**FRIEDRICH,CHRISTIAN**

| YR   | TM  | ERA  | GM | W | L | PCT  | IP   | H  | R  | ER | BB | SO | GS | CG | SHO | SV | BBA  | SOA  | MOB   | OPP  |
|------|-----|------|----|---|---|------|------|----|----|----|----|----|----|----|-----|----|------|------|-------|------|
| 2017 | PHI | 5.58 | 13 | 1 | 9 | .100 | 79.0 | 95 | 51 | 49 | 29 | 59 | 13 | 1  | 0   | 0  | 3.30 | 6.72 | 14.13 | .290 |
|      |     | 5.58 | 13 | 1 | 9 | .100 | 79.0 | 95 | 51 | 49 | 29 | 59 | 13 | 1  | 0   | 0  | 3.30 | 6.72 | 14.13 | .290 |

**GALLARDO,YOVANI**

| YR   | TM  | ERA  | GM | W  | L  | PCT  | IP    | H   | R   | ER  | BB  | SO  | GS | CG | SHO | SV | BBA  | SOA  | MOB   | OPP  |
|------|-----|------|----|----|----|------|-------|-----|-----|-----|-----|-----|----|----|-----|----|------|------|-------|------|
| 2014 | MIL | 4.17 | 15 | 2  | 8  | .200 | 95.0  | 90  | 47  | 44  | 31  | 72  | 15 | 3  | 0   | 0  | 2.94 | 6.82 | 11.46 | .243 |
| 2015 | PHI | 2.51 | 17 | 8  | 3  | .727 | 111.0 | 86  | 32  | 31  | 29  | 89  | 17 | 2  | 2   | 0  | 2.35 | 7.22 | 9.32  | .208 |
| 2016 | PHI | 3.87 | 18 | 10 | 3  | .769 | 107.0 | 84  | 49  | 46  | 45  | 86  | 18 | 1  | 0   | 0  | 3.79 | 7.23 | 10.85 | .210 |
| 2017 | MIL | 6.39 | 12 | 3  | 4  | .429 | 62.0  | 71  | 50  | 44  | 36  | 41  | 12 | 0  | 0   | 0  | 5.23 | 5.95 | 15.53 | .280 |
|      |     | 3.96 | 62 | 23 | 18 | .561 | 375.0 | 331 | 178 | 165 | 141 | 288 | 62 | 6  | 2   | 0  | 3.38 | 6.91 | 11.33 | .230 |

**GARCIA,JAIME**

| YR   | TM  | ERA  | GM | W  | L  | PCT  | IP    | H   | R   | ER  | BB  | SO  | GS | CG | SHO | SV | BBA  | SOA   | MOB   | OPP  |
|------|-----|------|----|----|----|------|-------|-----|-----|-----|-----|-----|----|----|-----|----|------|-------|-------|------|
| 2011 | STL | 2.04 | 13 | 9  | 2  | .818 | 92.2  | 50  | 23  | 21  | 30  | 85  | 13 | 2  | 1   | 0  | 2.91 | 8.26  | 7.77  | .155 |
| 2012 | STL | 4.12 | 19 | 8  | 6  | .571 | 109.1 | 121 | 55  | 50  | 20  | 92  | 19 | 1  | 0   | 0  | 1.65 | 7.57  | 11.61 | .273 |
| 2013 | STL | 4.15 | 11 | 6  | 1  | .857 | 69.1  | 69  | 40  | 32  | 21  | 51  | 11 | 1  | 0   | 0  | 2.73 | 6.62  | 11.68 | .252 |
| 2014 | STL | 9.90 | 2  | 0  | 2  | .000 | 10.0  | 15  | 11  | 11  | 4   | 10  | 2  | 0  | 0   | 0  | 3.60 | 9.00  | 17.10 | .337 |
| 2015 | PHI | 4.95 | 3  | 0  | 2  | .000 | 20.0  | 27  | 12  | 11  | 4   | 24  | 3  | 0  | 0   | 0  | 1.80 | 10.80 | 13.95 | .314 |
| 2016 | PHI | 1.32 | 11 | 6  | 2  | .750 | 75.0  | 26  | 15  | 11  | 21  | 79  | 11 | 3  | 3   | 0  | 2.52 | 9.48  | 5.64  | .105 |
| 2017 | PHI | 4.58 | 17 | 4  | 7  | .364 | 96.1  | 94  | 58  | 49  | 38  | 100 | 17 | 1  | 1   | 0  | 3.55 | 9.34  | 12.33 | .249 |
|      |     | 3.52 | 76 | 33 | 22 | .600 | 472.2 | 402 | 214 | 185 | 138 | 441 | 76 | 8  | 5   | 0  | 2.63 | 8.40  | 10.28 | .224 |

**GARZA,MATT**

| YR   | TM  | ERA  | GM | W  | L  | PCT  | IP    | H   | R   | ER  | BB  | SO  | GS | CG | SHO | SV | BBA  | SOA  | MOB   | OPP  |
|------|-----|------|----|----|----|------|-------|-----|-----|-----|-----|-----|----|----|-----|----|------|------|-------|------|
| 2012 | ATL | 3.14 | 18 | 9  | 5  | .643 | 114.2 | 85  | 43  | 40  | 36  | 104 | 18 | 1  | 1   | 0  | 2.83 | 8.16 | 9.50  | .201 |
| 2013 | ATL | 5.13 | 10 | 4  | 5  | .444 | 59.2  | 69  | 40  | 34  | 19  | 57  | 10 | 0  | 0   | 0  | 2.87 | 8.60 | 13.27 | .282 |
| 2014 | ATL | 3.71 | 14 | 5  | 7  | .417 | 85.0  | 76  | 39  | 35  | 35  | 63  | 14 | 1  | 0   | 0  | 3.71 | 6.67 | 11.75 | .233 |
| 2015 | ATL | 3.79 | 16 | 6  | 7  | .462 | 95.0  | 90  | 43  | 40  | 32  | 69  | 16 | 1  | 1   | 0  | 3.03 | 6.54 | 11.56 | .243 |
| 2016 | ATL | 4.86 | 12 | 5  | 3  | .625 | 76.0  | 86  | 42  | 41  | 24  | 47  | 12 | 2  | 0   | 0  | 2.84 | 5.57 | 13.03 | .277 |
| 2017 | ATL | 3.00 | 11 | 3  | 2  | .600 | 69.0  | 61  | 25  | 23  | 18  | 52  | 11 | 0  | 0   | 0  | 2.35 | 6.78 | 10.30 | .231 |
|      |     | 3.84 | 81 | 32 | 29 | .525 | 499.1 | 467 | 232 | 213 | 164 | 392 | 81 | 5  | 2   | 0  | 2.96 | 7.07 | 11.37 | .241 |

**GEARRIN,CORY**

| YR   | TM  | ERA  | GM | W | L | PCT  | IP   | H  | R  | ER | BB | SO | GS | CG | SHO | SV | BBA  | SOA  | MOB   | OPP  |
|------|-----|------|----|---|---|------|------|----|----|----|----|----|----|----|-----|----|------|------|-------|------|
| 2017 | MIL | 4.63 | 13 | 0 | 1 | .000 | 23.1 | 26 | 13 | 12 | 6  | 20 | 0  | 0  | 0   | 0  | 2.31 | 7.71 | 12.34 | .274 |
|      |     | 4.63 | 13 | 0 | 1 | .000 | 23.1 | 26 | 13 | 12 | 6  | 20 | 0  | 0  | 0   | 0  | 2.31 | 7.71 | 12.34 | .274 |

**GILES,KEN**

| YR   | TM | ERA  | GM | W | L | PCT  | IP   | H  | R  | ER | BB | SO  | GS | CG | SHO | SV | BBA  | SOA   | MOB   | OPP  |
|------|----|------|----|---|---|------|------|----|----|----|----|-----|----|----|-----|----|------|-------|-------|------|
| 2015 | LA | 2.42 | 26 | 1 | 2 | .333 | 26.0 | 24 | 12 | 7  | 5  | 40  | 0  | 0  | 0   | 21 | 1.73 | 13.85 | 10.04 | .238 |
| 2016 | LA | 4.14 | 29 | 1 | 2 | .333 | 37.0 | 32 | 18 | 17 | 11 | 40  | 0  | 0  | 0   | 13 | 2.68 | 9.73  | 10.46 | .227 |
| 2017 | LA | 4.65 | 26 | 0 | 0 | .000 | 31.0 | 28 | 18 | 16 | 14 | 37  | 0  | 0  | 0   | 2  | 4.06 | 10.74 | 12.19 | .234 |
|      |    | 3.83 | 81 | 2 | 4 | .333 | 94.0 | 84 | 48 | 40 | 30 | 117 | 0  | 0  | 0   | 36 | 2.87 | 11.20 | 10.91 | .232 |

BBA=BB per 9 IP SOA=SO per 9 IP MOB=Men on base per 9 IP OPP=Opponents Batting Average (approx)

**DVAL PITCHER REGISTRY**

**GOMEZ,JEANMAR**

| YR   | TM  | ERA  | GM | W | L | PCT   | IP    | H   | R  | ER | BB | SO | GS | CG | SHO | SV | BBA  | SOA  | MOB   | OPP  |
|------|-----|------|----|---|---|-------|-------|-----|----|----|----|----|----|----|-----|----|------|------|-------|------|
| 2014 | STL | 3.41 | 17 | 2 | 0 | 1.000 | 34.1  | 25  | 13 | 13 | 8  | 23 | 1  | 1  | 0   | 0  | 2.10 | 6.03 | 8.65  | .198 |
| 2015 | STL | 1.77 | 23 | 3 | 2 | .600  | 35.2  | 25  | 7  | 7  | 10 | 17 | 0  | 0  | 0   | 4  | 2.52 | 4.29 | 8.83  | .192 |
| 2016 | STL | 2.03 | 23 | 1 | 2 | .333  | 40.0  | 30  | 9  | 9  | 12 | 24 | 0  | 0  | 0   | 4  | 2.70 | 5.40 | 9.45  | .203 |
| 2017 | MIL | 3.08 | 25 | 3 | 1 | .750  | 38.0  | 30  | 16 | 13 | 17 | 26 | 0  | 0  | 0   | 0  | 4.03 | 6.16 | 11.13 | .211 |
|      |     | 2.55 | 88 | 9 | 5 | .643  | 148.0 | 110 | 45 | 42 | 47 | 90 | 1  | 1  | 0   | 8  | 2.86 | 5.47 | 9.55  | .201 |

**GONZALEZ,GIO**

| YR   | TM  | ERA  | GM | W  | L  | PCT  | IP    | H   | R   | ER  | BB  | SO  | GS | CG | SHO | SV | BBA  | SOA  | MOB   | OPP  |
|------|-----|------|----|----|----|------|-------|-----|-----|-----|-----|-----|----|----|-----|----|------|------|-------|------|
| 2013 | NYM | 1.71 | 19 | 10 | 4  | .714 | 116.0 | 53  | 24  | 22  | 32  | 112 | 19 | 1  | 0   | 0  | 2.48 | 8.69 | 6.59  | .134 |
| 2014 | NYM | 4.76 | 19 | 8  | 8  | .500 | 111.2 | 110 | 59  | 59  | 37  | 105 | 19 | 2  | 2   | 0  | 2.98 | 8.46 | 11.85 | .250 |
| 2015 | NYM | 3.53 | 13 | 6  | 3  | .667 | 89.1  | 65  | 38  | 35  | 29  | 86  | 13 | 6  | 2   | 0  | 2.92 | 8.66 | 9.47  | .198 |
| 2016 | NYM | 3.81 | 17 | 6  | 7  | .462 | 101.2 | 87  | 43  | 43  | 35  | 76  | 17 | 0  | 0   | 0  | 3.10 | 6.73 | 10.80 | .225 |
| 2017 | NYM | 3.52 | 10 | 2  | 4  | .333 | 53.2  | 48  | 21  | 21  | 18  | 42  | 10 | 1  | 1   | 0  | 3.02 | 7.04 | 11.07 | .233 |
|      |     | 3.43 | 78 | 32 | 26 | .552 | 472.1 | 363 | 185 | 180 | 151 | 421 | 78 | 10 | 5   | 0  | 2.88 | 8.02 | 9.79  | .207 |

**GREGERSON,LUKE**

| YR   | TM  | ERA  | GM  | W  | L  | PCT   | IP    | H   | R   | ER  | BB | SO  | GS | CG | SHO | SV | BBA  | SOA   | MOB   | OPP  |
|------|-----|------|-----|----|----|-------|-------|-----|-----|-----|----|-----|----|----|-----|----|------|-------|-------|------|
| 2010 | CHI | 5.53 | 34  | 2  | 2  | .500  | 40.2  | 35  | 26  | 25  | 12 | 34  | 0  | 0  | 0   | 3  | 2.66 | 7.52  | 10.40 | .226 |
| 2011 | CHI | 4.54 | 32  | 1  | 1  | .500  | 41.2  | 38  | 21  | 21  | 5  | 36  | 0  | 0  | 0   | 1  | 1.08 | 7.78  | 9.29  | .236 |
| 2012 | CHI | 1.65 | 18  | 1  | 0  | 1.000 | 27.1  | 19  | 8   | 5   | 9  | 15  | 0  | 0  | 0   | 0  | 2.96 | 4.94  | 9.22  | .191 |
| 2013 | CHI | 4.07 | 30  | 2  | 3  | .400  | 42.0  | 38  | 23  | 19  | 15 | 36  | 0  | 0  | 0   | 1  | 3.21 | 7.71  | 11.36 | .235 |
| 2014 | CHI | 3.41 | 19  | 0  | 1  | .000  | 34.1  | 26  | 14  | 13  | 13 | 31  | 0  | 0  | 0   | 0  | 3.41 | 8.13  | 10.22 | .204 |
| 2015 | CHI | 2.59 | 27  | 3  | 2  | .600  | 41.2  | 28  | 12  | 12  | 13 | 37  | 0  | 0  | 0   | 0  | 2.81 | 7.99  | 8.86  | .186 |
| 2016 | CHI | 1.80 | 23  | 0  | 1  | .000  | 35.0  | 26  | 7   | 7   | 3  | 45  | 0  | 0  | 0   | 0  | 0.77 | 11.57 | 7.46  | .201 |
| 2017 | CHI | 4.36 | 20  | 1  | 4  | .200  | 33.0  | 25  | 16  | 16  | 18 | 39  | 0  | 0  | 0   | 0  | 4.91 | 10.64 | 11.73 | .204 |
|      |     | 3.59 | 203 | 10 | 14 | .417  | 295.2 | 235 | 127 | 118 | 88 | 273 | 0  | 0  | 0   | 5  | 2.68 | 8.31  | 9.83  | .212 |

**GREINKE,ZACK**

| YR   | TM | ERA  | GM | W  | L  | PCT  | IP    | H   | R   | ER  | BB  | SO  | GS | CG | SHO | SV | BBA  | SOA   | MOB   | OPP  |
|------|----|------|----|----|----|------|-------|-----|-----|-----|-----|-----|----|----|-----|----|------|-------|-------|------|
| 2014 | LA | 2.97 | 16 | 10 | 2  | .833 | 103.0 | 62  | 34  | 34  | 38  | 99  | 16 | 2  | 1   | 0  | 3.32 | 8.65  | 8.74  | .169 |
| 2015 | LA | 3.70 | 16 | 6  | 8  | .429 | 116.2 | 98  | 54  | 48  | 25  | 128 | 16 | 3  | 1   | 0  | 1.93 | 9.87  | 9.49  | .222 |
| 2016 | LA | 3.14 | 17 | 7  | 7  | .500 | 129.0 | 78  | 47  | 45  | 20  | 151 | 17 | 6  | 1   | 0  | 1.40 | 10.53 | 6.84  | .170 |
| 2017 | LA | 4.08 | 15 | 5  | 4  | .556 | 97.0  | 101 | 51  | 44  | 17  | 96  | 15 | 2  | 1   | 0  | 1.58 | 8.91  | 10.95 | .261 |
|      |    | 3.45 | 64 | 28 | 21 | .571 | 445.2 | 339 | 186 | 171 | 100 | 474 | 64 | 13 | 4   | 0  | 2.02 | 9.57  | 8.87  | .205 |

**GRIMM,JUSTIN**

| YR   | TM  | ERA  | GM | W | L | PCT   | IP    | H  | R  | ER | BB | SO | GS | CG | SHO | SV | BBA  | SOA   | MOB   | OPP  |
|------|-----|------|----|---|---|-------|-------|----|----|----|----|----|----|----|-----|----|------|-------|-------|------|
| 2014 | ATL | 2.52 | 4  | 1 | 1 | .500  | 25.0  | 28 | 7  | 7  | 13 | 12 | 4  | 1  | 1   | 0  | 4.68 | 4.32  | 14.76 | .275 |
| 2015 | ATL | 4.75 | 24 | 1 | 0 | 1.000 | 30.1  | 33 | 23 | 16 | 11 | 22 | 0  | 0  | 0   | 0  | 3.26 | 6.53  | 13.05 | .269 |
| 2016 | ATL | 0.42 | 14 | 1 | 1 | .500  | 21.1  | 9  | 1  | 1  | 7  | 27 | 0  | 0  | 0   | 0  | 2.95 | 11.39 | 6.75  | .125 |
| 2017 | SF  | 1.80 | 20 | 0 | 0 | .000  | 30.0  | 16 | 7  | 6  | 12 | 33 | 0  | 0  | 0   | 1  | 3.60 | 9.90  | 8.40  | .153 |
|      |     | 2.53 | 62 | 3 | 2 | .600  | 106.2 | 86 | 38 | 30 | 43 | 94 | 4  | 1  | 1   | 1  | 3.63 | 7.93  | 10.88 | .215 |

**GUERRA,JUNIOR**

| YR   | TM  | ERA  | GM | W | L | PCT  | IP   | H  | R  | ER | BB | SO | GS | CG | SHO | SV | BBA  | SOA  | MOB   | OPP  |
|------|-----|------|----|---|---|------|------|----|----|----|----|----|----|----|-----|----|------|------|-------|------|
| 2017 | CHI | 3.54 | 12 | 6 | 5 | .545 | 76.1 | 56 | 32 | 30 | 30 | 76 | 12 | 1  | 1   | 0  | 3.54 | 8.96 | 10.14 | .199 |
|      |     | 3.54 | 12 | 6 | 5 | .545 | 76.1 | 56 | 32 | 30 | 30 | 76 | 12 | 1  | 1   | 0  | 3.54 | 8.96 | 10.14 | .199 |

**HAMELS,COLE**

| YR   | TM  | ERA  | GM | W  | L | PCT  | IP    | H   | R  | ER | BB | SO  | GS | CG | SHO | SV | BBA  | SOA   | MOB   | OPP  |
|------|-----|------|----|----|---|------|-------|-----|----|----|----|-----|----|----|-----|----|------|-------|-------|------|
| 2007 | CHI | 6.18 | 13 | 4  | 3 | .571 | 67.0  | 85  | 50 | 46 | 20 | 77  | 13 | 0  | 0   | 0  | 2.69 | 10.34 | 14.10 | .301 |
| 2008 | LA  | 3.44 | 16 | 8  | 4 | .667 | 123.0 | 96  | 53 | 47 | 35 | 118 | 16 | 6  | 1   | 0  | 2.56 | 8.63  | 9.59  | .209 |
| 2009 | LA  | 3.08 | 19 | 11 | 6 | .647 | 149.0 | 119 | 59 | 51 | 19 | 142 | 19 | 10 | 4   | 0  | 1.15 | 8.58  | 8.34  | .213 |

BBA=BB per 9 IP SOA=SO per 9 IP MOB=Men on base per 9 IP OPP=Opponents Batting Average (approx)

**DVAL PITCHER REGISTRY**

|      |    |      |     |    |    |      |        |      |     |     |     |      |     |    |    |   |      |       |       |      |
|------|----|------|-----|----|----|------|--------|------|-----|-----|-----|------|-----|----|----|---|------|-------|-------|------|
| 2010 | LA | 3.59 | 15  | 6  | 4  | .600 | 100.1  | 104  | 42  | 40  | 18  | 85   | 15  | 3  | 3  | 0 | 1.61 | 7.62  | 10.94 | .260 |
| 2011 | LA | 3.87 | 19  | 7  | 7  | .500 | 121.0  | 98   | 52  | 52  | 30  | 101  | 19  | 3  | 1  | 0 | 2.23 | 7.51  | 9.52  | .215 |
| 2012 | LA | 2.38 | 18  | 5  | 8  | .385 | 125.0  | 84   | 34  | 33  | 25  | 107  | 18  | 2  | 1  | 0 | 1.80 | 7.70  | 7.85  | .186 |
| 2013 | LA | 4.34 | 18  | 7  | 8  | .467 | 118.1  | 111  | 60  | 57  | 28  | 118  | 18  | 4  | 1  | 0 | 2.13 | 8.97  | 10.57 | .241 |
| 2014 | LA | 2.87 | 15  | 8  | 4  | .667 | 100.1  | 90   | 36  | 32  | 20  | 83   | 15  | 6  | 2  | 0 | 1.79 | 7.45  | 9.87  | .233 |
| 2015 | LA | 3.58 | 17  | 2  | 7  | .222 | 113.0  | 86   | 50  | 45  | 23  | 119  | 17  | 1  | 0  | 0 | 1.83 | 9.48  | 8.68  | .205 |
| 2016 | LA | 3.60 | 18  | 7  | 5  | .583 | 122.2  | 93   | 53  | 49  | 40  | 121  | 18  | 2  | 1  | 0 | 2.93 | 8.88  | 9.76  | .204 |
| 2017 | LA | 4.47 | 19  | 7  | 6  | .538 | 114.2  | 100  | 62  | 57  | 43  | 131  | 19  | 1  | 0  | 0 | 3.38 | 10.28 | 11.22 | .228 |
|      |    | 3.65 | 187 | 72 | 62 | .537 | 1254.1 | 1066 | 551 | 509 | 301 | 1202 | 187 | 38 | 14 | 0 | 2.16 | 8.62  | 9.81  | .224 |

**HAMMEL,JASON**

| YR   | TM | ERA  | GM | W | L | PCT  | IP    | H   | R  | ER | BB | SO  | GS | CG | SHO | SV | BBA  | SOA  | MOB   | OPP  |
|------|----|------|----|---|---|------|-------|-----|----|----|----|-----|----|----|-----|----|------|------|-------|------|
| 2016 | SD | 3.96 | 18 | 3 | 5 | .375 | 97.2  | 94  | 44 | 43 | 22 | 99  | 18 | 1  | 0   | 0  | 2.03 | 9.12 | 10.69 | .246 |
| 2017 | SD | 4.45 | 17 | 6 | 4 | .600 | 93.0  | 92  | 47 | 46 | 25 | 92  | 17 | 0  | 0   | 0  | 2.42 | 8.90 | 11.32 | .251 |
|      |    | 4.20 | 35 | 9 | 9 | .500 | 190.2 | 186 | 91 | 89 | 47 | 191 | 35 | 1  | 0   | 0  | 2.22 | 9.02 | 11.00 | .249 |

**HAND,BRAD**

| YR   | TM  | ERA  | GM | W | L | PCT  | IP   | H  | R  | ER | BB | SO | GS | CG | SHO | SV | BBA  | SOA   | MOB   | OPP  |
|------|-----|------|----|---|---|------|------|----|----|----|----|----|----|----|-----|----|------|-------|-------|------|
| 2012 | CIN | 6.17 | 8  | 0 | 0 | .000 | 11.2 | 14 | 8  | 8  | 5  | 9  | 0  | 0  | 0   | 0  | 3.86 | 6.94  | 14.66 | .289 |
| 2017 | ATL | 3.59 | 31 | 2 | 5 | .286 | 47.2 | 34 | 21 | 19 | 17 | 56 | 0  | 0  | 0   | 0  | 3.21 | 10.57 | 9.63  | .195 |
|      |     | 4.10 | 39 | 2 | 5 | .286 | 59.1 | 48 | 29 | 27 | 22 | 65 | 0  | 0  | 0   | 0  | 3.34 | 9.86  | 10.62 | .215 |

**HAPP,J.A.**

| YR   | TM  | ERA  | GM  | W  | L  | PCT  | IP    | H   | R   | ER  | BB  | SO  | GS | CG | SHO | SV | BBA  | SOA   | MOB   | OPP  |
|------|-----|------|-----|----|----|------|-------|-----|-----|-----|-----|-----|----|----|-----|----|------|-------|-------|------|
| 2009 | NYM | 1.80 | 5   | 3  | 2  | .600 | 35.0  | 22  | 7   | 7   | 8   | 27  | 5  | 2  | 2   | 0  | 2.06 | 6.94  | 7.71  | .176 |
| 2010 | NYM | 3.90 | 13  | 6  | 3  | .667 | 94.2  | 76  | 41  | 41  | 34  | 73  | 13 | 2  | 2   | 0  | 3.23 | 6.94  | 10.46 | .214 |
| 2011 | NYM | 6.02 | 9   | 1  | 4  | .200 | 52.1  | 44  | 35  | 35  | 26  | 43  | 9  | 0  | 0   | 0  | 4.47 | 7.39  | 12.04 | .222 |
| 2012 | NYM | 3.72 | 18  | 0  | 1  | .000 | 38.2  | 37  | 16  | 16  | 15  | 33  | 1  | 0  | 0   | 2  | 3.49 | 7.68  | 12.10 | .245 |
| 2013 | PHI | 6.55 | 14  | 3  | 8  | .273 | 78.1  | 95  | 65  | 57  | 38  | 109 | 14 | 0  | 0   | 0  | 4.37 | 12.52 | 15.28 | .291 |
| 2014 | PHI | 3.88 | 8   | 5  | 2  | .714 | 53.1  | 47  | 23  | 23  | 20  | 61  | 8  | 2  | 1   | 0  | 3.38 | 10.29 | 11.31 | .230 |
| 2015 | STL | 7.01 | 9   | 1  | 6  | .143 | 52.2  | 77  | 41  | 41  | 14  | 50  | 9  | 1  | 0   | 0  | 2.39 | 8.54  | 15.55 | .331 |
| 2016 | STL | 1.19 | 12  | 9  | 1  | .900 | 98.2  | 55  | 15  | 13  | 28  | 75  | 12 | 8  | 3   | 0  | 2.55 | 6.84  | 7.57  | .159 |
| 2017 | STL | 2.88 | 19  | 12 | 6  | .667 | 131.1 | 77  | 44  | 42  | 37  | 140 | 19 | 3  | 1   | 0  | 2.54 | 9.59  | 7.81  | .166 |
|      |     | 3.90 | 107 | 40 | 33 | .548 | 635.0 | 530 | 287 | 275 | 220 | 611 | 90 | 18 | 9   | 2  | 3.12 | 8.66  | 10.63 | .221 |

**HARVEY,MATT**

| YR   | TM  | ERA  | GM | W  | L  | PCT  | IP    | H   | R   | ER  | BB | SO  | GS | CG | SHO | SV | BBA  | SOA   | MOB   | OPP  |
|------|-----|------|----|----|----|------|-------|-----|-----|-----|----|-----|----|----|-----|----|------|-------|-------|------|
| 2013 | STL | 3.74 | 6  | 4  | 1  | .800 | 33.2  | 25  | 17  | 14  | 13 | 43  | 6  | 0  | 0   | 0  | 3.48 | 11.50 | 10.16 | .201 |
| 2014 | STL | 3.54 | 15 | 5  | 6  | .455 | 96.2  | 74  | 41  | 38  | 13 | 124 | 15 | 1  | 1   | 0  | 1.21 | 11.54 | 8.10  | .206 |
| 2015 | STL | 0.00 | 0  | 0  | 0  | .000 | 0.0   | 0   | 0   | 0   | 0  | 0   | 0  | 0  | 0   | 0  | 0.00 | 0.00  | 0.00  | .000 |
| 2016 | STL | 3.85 | 16 | 6  | 5  | .545 | 110.0 | 107 | 54  | 47  | 20 | 106 | 16 | 5  | 0   | 0  | 1.64 | 8.67  | 10.39 | .248 |
| 2017 | STL | 4.05 | 9  | 0  | 0  | .000 | 26.2  | 25  | 12  | 12  | 3  | 22  | 3  | 0  | 0   | 0  | 1.01 | 7.43  | 9.45  | .241 |
|      |     | 3.74 | 46 | 15 | 12 | .556 | 267.0 | 231 | 124 | 111 | 49 | 295 | 40 | 6  | 1   | 0  | 1.65 | 9.94  | 9.44  | .227 |

**HELLICKSON,JEREMY**

| YR   | TM | ERA  | GM | W | L | PCT  | IP    | H   | R  | ER | BB | SO  | GS | CG | SHO | SV | BBA  | SOA  | MOB   | OPP  |
|------|----|------|----|---|---|------|-------|-----|----|----|----|-----|----|----|-----|----|------|------|-------|------|
| 2016 | SD | 3.49 | 9  | 1 | 3 | .250 | 59.1  | 53  | 26 | 23 | 19 | 50  | 9  | 1  | 0   | 0  | 2.88 | 7.58 | 10.92 | .232 |
| 2017 | SD | 4.08 | 19 | 4 | 6 | .400 | 103.2 | 100 | 50 | 47 | 32 | 88  | 19 | 0  | 0   | 0  | 2.78 | 7.64 | 11.46 | .246 |
|      |    | 3.87 | 28 | 5 | 9 | .357 | 163.0 | 153 | 76 | 70 | 51 | 138 | 28 | 1  | 0   | 0  | 2.82 | 7.62 | 11.26 | .241 |

**HENDRICKS,KYLE**

| YR   | TM  | ERA  | GM | W | L | PCT   | IP    | H  | R  | ER | BB | SO  | GS | CG | SHO | SV | BBA  | SOA   | MOB   | OPP  |
|------|-----|------|----|---|---|-------|-------|----|----|----|----|-----|----|----|-----|----|------|-------|-------|------|
| 2015 | PHI | 0.96 | 7  | 6 | 0 | 1.000 | 47.0  | 27 | 5  | 5  | 10 | 41  | 7  | 2  | 1   | 0  | 1.91 | 7.85  | 7.09  | .163 |
| 2016 | WAS | 4.50 | 2  | 1 | 1 | .500  | 16.0  | 14 | 8  | 8  | 4  | 11  | 2  | 1  | 0   | 0  | 2.25 | 6.19  | 10.13 | .229 |
| 2017 | WAS | 3.00 | 17 | 8 | 5 | .615  | 117.0 | 84 | 42 | 39 | 19 | 130 | 17 | 1  | 1   | 0  | 1.46 | 10.00 | 7.92  | .196 |

BBA=BB per 9 IP SOA=SO per 9 IP MOB=Men on base per 9 IP OPP=Opponents Batting Average (approx)

**DVAL PITCHER REGISTRY**

2.60 26 15 6 .714 180.0 125 55 52 33 182 26 4 2 0 1.65 9.10 7.90 .191

**HERNANDEZ,DAVID**

| YR   | TM  | ERA  | GM | W | L  | PCT  | IP    | H   | R  | ER | BB | SO  | GS | CG | SHO | SV | BBA  | SOA   | MOB   | OPP  |
|------|-----|------|----|---|----|------|-------|-----|----|----|----|-----|----|----|-----|----|------|-------|-------|------|
| 2012 | PIT | 4.50 | 3  | 0 | 0  | .000 | 4.0   | 3   | 2  | 2  | 2  | 6   | 0  | 0  | 0   | 0  | 4.50 | 13.50 | 11.25 | .203 |
| 2013 | PIT | 3.22 | 22 | 2 | 4  | .333 | 36.1  | 25  | 14 | 13 | 14 | 44  | 0  | 0  | 0   | 0  | 3.47 | 10.90 | 9.66  | .189 |
| 2014 | PIT | 4.99 | 25 | 0 | 2  | .000 | 30.2  | 38  | 22 | 17 | 15 | 25  | 0  | 0  | 0   | 0  | 4.40 | 7.34  | 15.55 | .296 |
| 2016 | CIN | 6.75 | 15 | 0 | 0  | .000 | 16.0  | 24  | 13 | 12 | 1  | 16  | 0  | 0  | 0   | 1  | 0.56 | 9.00  | 14.06 | .337 |
| 2017 | MIL | 4.46 | 24 | 1 | 5  | .167 | 38.1  | 39  | 21 | 19 | 8  | 41  | 0  | 0  | 0   | 0  | 1.88 | 9.63  | 11.03 | .256 |
|      |     | 4.52 | 89 | 3 | 11 | .214 | 125.1 | 129 | 72 | 63 | 40 | 132 | 0  | 0  | 0   | 1  | 2.87 | 9.48  | 12.14 | .259 |

**HILL,RICH**

| YR   | TM  | ERA  | GM | W  | L  | PCT  | IP    | H   | R   | ER  | BB | SO  | GS | CG | SHO | SV | BBA  | SOA   | MOB   | OPP  |
|------|-----|------|----|----|----|------|-------|-----|-----|-----|----|-----|----|----|-----|----|------|-------|-------|------|
| 2006 | LA  | 0.00 | 0  | 0  | 0  | .000 | 0.0   | 0   | 0   | 0   | 0  | 0   | 0  | 0  | 0   | 0  | 0.00 | 0.00  | 0.00  | .000 |
| 2007 | LA  | 7.36 | 5  | 0  | 3  | .000 | 25.2  | 35  | 22  | 21  | 7  | 27  | 5  | 0  | 0   | 0  | 2.45 | 9.47  | 14.73 | .316 |
| 2008 | LA  | 5.09 | 19 | 6  | 11 | .353 | 116.2 | 126 | 71  | 66  | 42 | 106 | 19 | 3  | 0   | 0  | 3.24 | 8.18  | 12.96 | .268 |
| 2017 | CIN | 3.66 | 12 | 6  | 4  | .600 | 66.1  | 41  | 30  | 27  | 30 | 90  | 12 | 0  | 0   | 0  | 4.07 | 12.21 | 9.63  | .173 |
|      |     | 4.92 | 36 | 12 | 18 | .400 | 208.2 | 202 | 123 | 114 | 79 | 223 | 36 | 3  | 0   | 0  | 3.41 | 9.62  | 12.12 | .247 |

**HOWELL,J.P.**

| YR   | TM  | ERA  | GM | W | L | PCT   | IP    | H  | R  | ER | BB | SO  | GS | CG | SHO | SV | BBA  | SOA  | MOB   | OPP  |
|------|-----|------|----|---|---|-------|-------|----|----|----|----|-----|----|----|-----|----|------|------|-------|------|
| 2014 | SD  | 2.06 | 32 | 1 | 1 | .500  | 35.0  | 21 | 8  | 8  | 7  | 38  | 0  | 0  | 0   | 1  | 1.80 | 9.77 | 7.20  | .169 |
| 2015 | SD  | 4.88 | 29 | 4 | 5 | .444  | 27.2  | 27 | 15 | 15 | 21 | 28  | 0  | 0  | 0   | 1  | 6.83 | 9.11 | 15.61 | .249 |
| 2016 | STL | 0.69 | 17 | 2 | 0 | 1.000 | 26.0  | 12 | 2  | 2  | 6  | 23  | 0  | 0  | 0   | 13 | 2.08 | 7.96 | 6.23  | .135 |
| 2017 | PHI | 5.25 | 21 | 0 | 0 | .000  | 24.0  | 27 | 14 | 14 | 6  | 16  | 0  | 0  | 0   | 1  | 2.25 | 6.00 | 12.38 | .276 |
|      |     | 3.12 | 99 | 7 | 6 | .538  | 112.2 | 87 | 39 | 39 | 40 | 105 | 0  | 0  | 0   | 16 | 3.20 | 8.39 | 10.14 | .207 |

**HUDSON,DANIEL**

| YR   | TM  | ERA  | GM | W  | L | PCT   | IP    | H   | R   | ER | BB | SO  | GS | CG | SHO | SV | BBA  | SOA  | MOB   | OPP  |
|------|-----|------|----|----|---|-------|-------|-----|-----|----|----|-----|----|----|-----|----|------|------|-------|------|
| 2011 | CHI | 2.98 | 7  | 5  | 0 | 1.000 | 45.1  | 35  | 16  | 15 | 11 | 42  | 7  | 0  | 0   | 0  | 2.18 | 8.34 | 9.13  | .207 |
| 2012 | CHI | 3.39 | 19 | 7  | 9 | .438  | 119.1 | 94  | 53  | 45 | 34 | 93  | 19 | 3  | 1   | 0  | 2.56 | 7.01 | 9.65  | .211 |
| 2013 | CHI | 0.00 | 0  | 0  | 0 | .000  | 0.0   | 0   | 0   | 0  | 0  | 0   | 0  | 0  | 0   | 0  | 0.00 | 0.00 | 0.00  | .000 |
| 2016 | NYM | 3.83 | 23 | 1  | 0 | 1.000 | 40.0  | 36  | 21  | 17 | 7  | 39  | 0  | 0  | 0   | 0  | 1.58 | 8.78 | 9.68  | .234 |
| 2017 | NYM | 6.75 | 13 | 0  | 0 | .000  | 20.0  | 24  | 18  | 15 | 10 | 17  | 0  | 0  | 0   | 0  | 4.50 | 7.65 | 15.30 | .289 |
|      |     | 3.69 | 62 | 13 | 9 | .591  | 224.2 | 189 | 108 | 92 | 62 | 191 | 26 | 3  | 1   | 0  | 2.48 | 7.65 | 10.05 | .222 |

**HUGHES,JARED**

| YR   | TM  | ERA  | GM  | W  | L  | PCT  | IP    | H   | R  | ER | BB | SO | GS | CG | SHO | SV | BBA  | SOA  | MOB   | OPP  |
|------|-----|------|-----|----|----|------|-------|-----|----|----|----|----|----|----|-----|----|------|------|-------|------|
| 2013 | WAS | 2.85 | 34  | 5  | 3  | .625 | 41.0  | 30  | 13 | 13 | 12 | 26 | 0  | 0  | 0   | 0  | 2.63 | 5.71 | 9.22  | .199 |
| 2015 | LA  | 3.50 | 31  | 4  | 2  | .667 | 36.0  | 33  | 14 | 14 | 10 | 22 | 0  | 0  | 0   | 1  | 2.50 | 5.50 | 10.75 | .237 |
| 2016 | LA  | 3.46 | 32  | 4  | 4  | .500 | 39.0  | 20  | 16 | 15 | 17 | 25 | 0  | 0  | 0   | 1  | 3.92 | 5.77 | 8.54  | .148 |
| 2017 | LA  | 3.28 | 16  | 0  | 1  | .000 | 24.2  | 20  | 14 | 9  | 6  | 13 | 0  | 0  | 0   | 0  | 2.19 | 4.74 | 9.49  | .216 |
|      |     | 3.26 | 113 | 13 | 10 | .565 | 140.2 | 103 | 57 | 51 | 45 | 86 | 0  | 0  | 0   | 2  | 2.88 | 5.50 | 9.47  | .199 |

**IGLESIAS,RAISEL**

| YR   | TM | ERA  | GM | W | L | PCT   | IP   | H  | R  | ER | BB | SO | GS | CG | SHO | SV | BBA  | SOA  | MOB   | OPP  |
|------|----|------|----|---|---|-------|------|----|----|----|----|----|----|----|-----|----|------|------|-------|------|
| 2016 | SD | 6.48 | 21 | 1 | 0 | 1.000 | 33.1 | 47 | 24 | 24 | 14 | 31 | 0  | 0  | 0   | 1  | 3.78 | 8.37 | 16.47 | .323 |
| 2017 | SD | 2.98 | 26 | 3 | 4 | .429  | 42.1 | 26 | 15 | 14 | 14 | 38 | 3  | 0  | 0   | 1  | 2.98 | 8.08 | 8.50  | .172 |
|      |    | 4.52 | 47 | 4 | 4 | .500  | 75.2 | 73 | 39 | 38 | 28 | 69 | 3  | 0  | 0   | 2  | 3.33 | 8.21 | 12.01 | .246 |

**JANSEN,KENLEY**

| YR   | TM  | ERA  | GM | W | L | PCT  | IP   | H  | R  | ER | BB | SO | GS | CG | SHO | SV | BBA  | SOA   | MOB   | OPP  |
|------|-----|------|----|---|---|------|------|----|----|----|----|----|----|----|-----|----|------|-------|-------|------|
| 2011 | CIN | 2.25 | 18 | 0 | 1 | .000 | 16.0 | 9  | 4  | 4  | 8  | 21 | 0  | 0  | 0   | 17 | 4.50 | 11.81 | 9.56  | .160 |
| 2012 | CIN | 2.89 | 29 | 3 | 1 | .750 | 28.0 | 14 | 11 | 9  | 17 | 39 | 0  | 0  | 0   | 0  | 5.46 | 12.54 | 9.96  | .145 |
| 2013 | CIN | 5.19 | 26 | 2 | 4 | .333 | 34.2 | 24 | 20 | 20 | 23 | 58 | 0  | 0  | 0   | 1  | 5.97 | 15.06 | 12.20 | .190 |
| 2014 | CIN | 2.68 | 36 | 2 | 5 | .286 | 43.2 | 33 | 13 | 13 | 9  | 67 | 0  | 0  | 0   | 24 | 1.85 | 13.81 | 8.66  | .204 |

BBA=BB per 9 IP SOA=SO per 9 IP MOB=Men on base per 9 IP OPP=Opponents Batting Average (approx)



**DVAL PITCHER REGISTRY**

|      |     |      |     |    |    |      |       |     |    |    |    |     |   |   |   |    |      |       |      |      |
|------|-----|------|-----|----|----|------|-------|-----|----|----|----|-----|---|---|---|----|------|-------|------|------|
| 2015 | CIN | 2.13 | 27  | 0  | 0  | .000 | 38.0  | 19  | 9  | 9  | 6  | 46  | 0 | 0 | 0 | 0  | 1.42 | 10.89 | 5.92 | .145 |
| 2016 | CIN | 3.14 | 26  | 0  | 2  | .000 | 28.2  | 23  | 13 | 10 | 4  | 36  | 0 | 0 | 0 | 18 | 1.26 | 11.30 | 8.48 | .214 |
| 2017 | CIN | 2.15 | 31  | 3  | 1  | .750 | 37.2  | 21  | 11 | 9  | 0  | 65  | 0 | 0 | 0 | 23 | 0.00 | 15.53 | 5.02 | .159 |
|      |     | 2.94 | 193 | 10 | 14 | .417 | 226.2 | 143 | 81 | 74 | 67 | 332 | 0 | 0 | 0 | 83 | 2.66 | 13.18 | 8.34 | .176 |

**JEFFRESS, JEREMY**

| YR   | TM | ERA  | GM | W | L | PCT  | IP   | H  | R  | ER | BB | SO | GS | CG | SHO | SV | BBA  | SOA  | MOB  | OPP  |
|------|----|------|----|---|---|------|------|----|----|----|----|----|----|----|-----|----|------|------|------|------|
| 2016 | SD | 3.72 | 32 | 4 | 3 | .571 | 36.1 | 24 | 15 | 15 | 12 | 33 | 0  | 0  | 0   | 0  | 2.97 | 8.17 | 8.92 | .183 |
| 2017 | SD | 2.20 | 33 | 3 | 2 | .600 | 32.2 | 21 | 9  | 8  | 11 | 18 | 0  | 0  | 0   | 24 | 3.03 | 4.96 | 8.82 | .179 |
|      |    | 3.00 | 65 | 7 | 5 | .583 | 69.0 | 45 | 24 | 23 | 23 | 51 | 0  | 0  | 0   | 24 | 3.00 | 6.65 | 8.87 | .181 |

**JENNINGS, DAN**

| YR   | TM  | ERA  | GM | W | L | PCT  | IP   | H  | R  | ER | BB | SO | GS | CG | SHO | SV | BBA  | SOA  | MOB   | OPP  |
|------|-----|------|----|---|---|------|------|----|----|----|----|----|----|----|-----|----|------|------|-------|------|
| 2014 | CHI | 4.30 | 10 | 0 | 0 | .000 | 23.0 | 18 | 12 | 11 | 11 | 22 | 0  | 0  | 0   | 0  | 4.30 | 8.61 | 11.35 | .210 |
| 2015 | CHI | 4.12 | 13 | 1 | 5 | .167 | 19.2 | 14 | 10 | 9  | 4  | 21 | 0  | 0  | 0   | 0  | 1.83 | 9.61 | 8.24  | .194 |
| 2016 | CHI | 2.91 | 13 | 0 | 1 | .000 | 21.2 | 21 | 7  | 7  | 6  | 15 | 0  | 0  | 0   | 0  | 2.49 | 6.23 | 11.22 | .247 |
| 2017 | CHI | 3.34 | 20 | 3 | 2 | .600 | 35.0 | 22 | 15 | 13 | 21 | 29 | 0  | 0  | 0   | 0  | 5.40 | 7.46 | 11.06 | .176 |
|      |     | 3.62 | 56 | 4 | 8 | .333 | 99.1 | 75 | 44 | 40 | 42 | 87 | 0  | 0  | 0   | 0  | 3.81 | 7.88 | 10.60 | .204 |

**JOHNSON, JIM**

| YR   | TM  | ERA  | GM | W | L | PCT   | IP   | H  | R  | ER | BB | SO | GS | CG | SHO | SV | BBA  | SOA  | MOB  | OPP  |
|------|-----|------|----|---|---|-------|------|----|----|----|----|----|----|----|-----|----|------|------|------|------|
| 2016 | PHI | 2.11 | 19 | 2 | 0 | 1.000 | 38.1 | 31 | 14 | 9  | 9  | 28 | 0  | 0  | 0   | 2  | 2.11 | 6.57 | 9.39 | .215 |
| 2017 | STL | 2.61 | 28 | 3 | 2 | .600  | 38.0 | 25 | 11 | 11 | 13 | 38 | 0  | 0  | 0   | 1  | 3.08 | 9.00 | 9.00 | .182 |
|      |     | 2.36 | 47 | 5 | 2 | .714  | 76.1 | 56 | 25 | 20 | 22 | 66 | 0  | 0  | 0   | 3  | 2.59 | 7.78 | 9.20 | .199 |

**JUNGMANN, TAYLOR**

| YR   | TM  | ERA  | GM | W | L | PCT  | IP   | H  | R  | ER | BB | SO | GS | CG | SHO | SV | BBA  | SOA  | MOB   | OPP  |
|------|-----|------|----|---|---|------|------|----|----|----|----|----|----|----|-----|----|------|------|-------|------|
| 2016 | CHI | 4.24 | 9  | 2 | 4 | .333 | 51.0 | 48 | 26 | 24 | 16 | 42 | 9  | 0  | 0   | 0  | 2.82 | 7.41 | 11.29 | .242 |
| 2017 | CHI | 0.00 | 0  | 0 | 0 | .000 | 0.0  | 0  | 0  | 0  | 0  | 0  | 0  | 0  | 0   | 0  | 0.00 | 0.00 | 0.00  | .000 |
|      |     | 4.24 | 9  | 2 | 4 | .333 | 51.0 | 48 | 26 | 24 | 16 | 42 | 9  | 0  | 0   | 0  | 2.82 | 7.41 | 11.29 | .242 |

**KAZMIR, SCOTT**

| YR   | TM | ERA  | GM | W | L | PCT  | IP   | H  | R  | ER | BB | SO | GS | CG | SHO | SV | BBA  | SOA   | MOB   | OPP  |
|------|----|------|----|---|---|------|------|----|----|----|----|----|----|----|-----|----|------|-------|-------|------|
| 2017 | SD | 3.21 | 13 | 1 | 1 | .500 | 28.0 | 23 | 10 | 10 | 9  | 33 | 2  | 0  | 0   | 1  | 2.89 | 10.61 | 10.29 | .218 |
|      |    | 3.21 | 13 | 1 | 1 | .500 | 28.0 | 23 | 10 | 10 | 9  | 33 | 2  | 0  | 0   | 1  | 2.89 | 10.61 | 10.29 | .218 |

**KELLEY, SHAWN**

| YR   | TM  | ERA  | GM | W | L | PCT  | IP   | H  | R  | ER | BB | SO | GS | CG | SHO | SV | BBA  | SOA   | MOB  | OPP  |
|------|-----|------|----|---|---|------|------|----|----|----|----|----|----|----|-----|----|------|-------|------|------|
| 2016 | WAS | 3.30 | 27 | 1 | 5 | .167 | 30.0 | 17 | 11 | 11 | 5  | 26 | 0  | 0  | 0   | 0  | 1.50 | 7.80  | 6.60 | .161 |
| 2017 | WAS | 2.12 | 25 | 3 | 4 | .429 | 34.0 | 21 | 8  | 8  | 10 | 43 | 0  | 0  | 0   | 0  | 2.65 | 11.38 | 8.21 | .173 |
|      |     | 2.67 | 52 | 4 | 9 | .308 | 64.0 | 38 | 19 | 19 | 15 | 69 | 0  | 0  | 0   | 0  | 2.11 | 9.70  | 7.45 | .168 |

**KELLY, JOE**

| YR   | TM  | ERA  | GM | W  | L  | PCT  | IP    | H   | R   | ER  | BB  | SO  | GS | CG | SHO | SV | BBA  | SOA  | MOB   | OPP  |
|------|-----|------|----|----|----|------|-------|-----|-----|-----|-----|-----|----|----|-----|----|------|------|-------|------|
| 2013 | STL | 4.70 | 10 | 4  | 4  | .500 | 61.1  | 63  | 32  | 32  | 18  | 47  | 9  | 1  | 0   | 0  | 2.64 | 6.90 | 11.89 | .258 |
| 2014 | STL | 4.40 | 13 | 3  | 4  | .429 | 71.2  | 57  | 36  | 35  | 31  | 50  | 9  | 3  | 1   | 0  | 3.89 | 6.28 | 11.05 | .212 |
| 2015 | STL | 4.61 | 7  | 1  | 6  | .143 | 54.2  | 53  | 28  | 28  | 33  | 38  | 7  | 4  | 1   | 0  | 5.43 | 6.26 | 14.16 | .247 |
| 2016 | STL | 4.58 | 10 | 2  | 5  | .286 | 70.2  | 74  | 37  | 36  | 26  | 70  | 10 | 3  | 0   | 0  | 3.31 | 8.92 | 12.74 | .262 |
| 2017 | STL | 0.00 | 0  | 0  | 0  | .000 | 0.0   | 0   | 0   | 0   | 0   | 0   | 0  | 0  | 0   | 0  | 0.00 | 0.00 | 0.00  | .000 |
|      |     | 4.56 | 40 | 10 | 19 | .345 | 258.1 | 247 | 133 | 131 | 108 | 205 | 35 | 11 | 2   | 0  | 3.76 | 7.14 | 12.37 | .245 |

**KENNEDY, IAN**

| YR   | TM | ERA  | GM | W | L | PCT  | IP    | H   | R  | ER | BB | SO  | GS | CG | SHO | SV | BBA  | SOA  | MOB   | OPP  |
|------|----|------|----|---|---|------|-------|-----|----|----|----|-----|----|----|-----|----|------|------|-------|------|
| 2011 | SF | 3.30 | 17 | 9 | 6 | .600 | 109.0 | 91  | 42 | 40 | 33 | 93  | 17 | 1  | 1   | 0  | 2.72 | 7.68 | 10.24 | .221 |
| 2012 | SF | 2.65 | 18 | 7 | 9 | .438 | 129.0 | 82  | 46 | 38 | 39 | 124 | 18 | 4  | 2   | 0  | 2.72 | 8.65 | 8.44  | .177 |
| 2013 | SF | 4.10 | 19 | 9 | 5 | .643 | 120.2 | 129 | 61 | 55 | 28 | 96  | 19 | 3  | 1   | 0  | 2.09 | 7.16 | 11.71 | .266 |
| 2014 | SF | 4.58 | 15 | 4 | 5 | .444 | 94.1  | 89  | 53 | 48 | 50 | 83  | 15 | 3  | 2   | 0  | 4.77 | 7.92 | 13.26 | .242 |

BBA=BB per 9 IP SOA=SO per 9 IP MOB=Men on base per 9 IP OPP=Opponents Batting Average (approx)

**DVAL PITCHER REGISTRY**

|      |    |      |     |    |    |      |       |     |     |     |     |     |     |    |   |   |      |      |       |      |
|------|----|------|-----|----|----|------|-------|-----|-----|-----|-----|-----|-----|----|---|---|------|------|-------|------|
| 2015 | SF | 3.89 | 18  | 5  | 7  | .417 | 118.0 | 113 | 55  | 51  | 45  | 112 | 18  | 2  | 0 | 0 | 3.43 | 8.54 | 12.05 | .245 |
| 2016 | SF | 4.68 | 17  | 6  | 7  | .462 | 98.0  | 100 | 54  | 51  | 38  | 101 | 17  | 0  | 0 | 0 | 3.49 | 9.28 | 12.67 | .257 |
| 2017 | SF | 2.86 | 19  | 8  | 2  | .800 | 132.1 | 94  | 43  | 42  | 40  | 102 | 19  | 4  | 3 | 0 | 2.72 | 6.94 | 9.11  | .194 |
|      |    | 3.65 | 123 | 48 | 41 | .539 | 801.1 | 698 | 354 | 325 | 273 | 711 | 123 | 17 | 9 | 0 | 3.07 | 7.99 | 10.91 | .228 |

**KERSHAW,CLAYTON**

| YR   | TM | ERA  | GM  | W  | L  | PCT  | IP     | H   | R   | ER  | BB  | SO   | GS  | CG | SHO | SV | BBA  | SOA   | MOB   | OPP  |
|------|----|------|-----|----|----|------|--------|-----|-----|-----|-----|------|-----|----|-----|----|------|-------|-------|------|
| 2009 | LA | 6.03 | 12  | 4  | 7  | .364 | 74.2   | 92  | 65  | 50  | 48  | 67   | 12  | 2  | 0   | 0  | 5.79 | 8.08  | 16.88 | .295 |
| 2010 | LA | 4.09 | 16  | 6  | 7  | .462 | 99.0   | 75  | 51  | 45  | 43  | 106  | 16  | 1  | 1   | 0  | 3.91 | 9.64  | 10.73 | .204 |
| 2011 | LA | 2.73 | 18  | 10 | 6  | .625 | 118.2  | 78  | 39  | 36  | 37  | 105  | 18  | 3  | 2   | 0  | 2.81 | 7.96  | 8.72  | .182 |
| 2012 | LA | 2.00 | 19  | 11 | 7  | .611 | 135.0  | 71  | 34  | 30  | 27  | 149  | 19  | 5  | 3   | 0  | 1.80 | 9.93  | 6.53  | .151 |
| 2013 | LA | 2.25 | 18  | 9  | 7  | .563 | 132.0  | 70  | 36  | 33  | 28  | 131  | 18  | 4  | 2   | 0  | 1.91 | 8.93  | 6.68  | .152 |
| 2014 | LA | 2.96 | 19  | 11 | 6  | .647 | 137.0  | 83  | 47  | 45  | 28  | 139  | 19  | 7  | 4   | 0  | 1.84 | 9.13  | 7.29  | .170 |
| 2015 | LA | 2.76 | 14  | 3  | 6  | .333 | 114.0  | 69  | 37  | 35  | 14  | 140  | 14  | 6  | 2   | 1  | 1.11 | 11.05 | 6.55  | .170 |
| 2016 | LA | 2.27 | 19  | 4  | 7  | .364 | 135.0  | 73  | 38  | 34  | 27  | 154  | 19  | 0  | 0   | 0  | 1.80 | 10.27 | 6.67  | .155 |
| 2017 | LA | 3.08 | 12  | 3  | 7  | .300 | 87.2   | 53  | 31  | 30  | 5   | 112  | 12  | 2  | 1   | 0  | 0.51 | 11.50 | 5.95  | .170 |
|      |    | 2.94 | 147 | 61 | 60 | .504 | 1033.0 | 664 | 378 | 338 | 257 | 1103 | 147 | 30 | 15  | 1  | 2.24 | 9.61  | 8.02  | .179 |

**KEUCHEL,DALLAS**

| YR   | TM  | ERA  | GM | W  | L  | PCT  | IP    | H   | R   | ER  | BB  | SO  | GS | CG | SHO | SV | BBA  | SOA  | MOB   | OPP  |
|------|-----|------|----|----|----|------|-------|-----|-----|-----|-----|-----|----|----|-----|----|------|------|-------|------|
| 2013 | MIL | 6.52 | 6  | 1  | 2  | .333 | 29.0  | 35  | 22  | 21  | 14  | 22  | 4  | 2  | 0   | 0  | 4.34 | 6.83 | 15.21 | .290 |
| 2014 | ATL | 5.40 | 13 | 3  | 7  | .300 | 80.0  | 89  | 49  | 48  | 21  | 73  | 13 | 1  | 0   | 0  | 2.36 | 8.21 | 12.38 | .274 |
| 2015 | ATL | 2.42 | 17 | 5  | 7  | .417 | 115.1 | 88  | 37  | 31  | 25  | 84  | 17 | 0  | 0   | 0  | 1.95 | 6.55 | 8.82  | .205 |
| 2016 | ATL | 2.21 | 19 | 6  | 5  | .545 | 134.1 | 72  | 39  | 33  | 34  | 146 | 19 | 2  | 1   | 0  | 2.28 | 9.78 | 7.10  | .154 |
| 2017 | ATL | 4.69 | 15 | 6  | 5  | .545 | 94.0  | 105 | 51  | 49  | 28  | 79  | 15 | 3  | 2   | 0  | 2.68 | 7.56 | 12.73 | .275 |
|      |     | 3.62 | 70 | 21 | 26 | .447 | 452.2 | 389 | 198 | 182 | 122 | 404 | 68 | 8  | 3   | 0  | 2.43 | 8.03 | 10.16 | .226 |

**KIMBREL,CRAIG**

| YR   | TM  | ERA  | GM  | W | L  | PCT  | IP    | H   | R  | ER | BB | SO  | GS | CG | SHO | SV | BBA  | SOA   | MOB   | OPP  |
|------|-----|------|-----|---|----|------|-------|-----|----|----|----|-----|----|----|-----|----|------|-------|-------|------|
| 2011 | CHI | 7.71 | 4   | 0 | 1  | .000 | 7.0   | 6   | 6  | 6  | 4  | 7   | 0  | 0  | 0   | 0  | 5.14 | 9.00  | 12.86 | .225 |
| 2012 | CHI | 4.62 | 35  | 2 | 4  | .333 | 37.0  | 33  | 21 | 19 | 16 | 58  | 0  | 0  | 0   | 21 | 3.89 | 14.11 | 11.92 | .232 |
| 2013 | CHI | 1.75 | 28  | 3 | 1  | .750 | 36.0  | 17  | 8  | 7  | 13 | 48  | 0  | 0  | 0   | 21 | 3.25 | 12.00 | 7.50  | .138 |
| 2014 | CHI | 1.64 | 27  | 0 | 2  | .000 | 33.0  | 14  | 6  | 6  | 14 | 47  | 0  | 0  | 0   | 21 | 3.82 | 12.82 | 7.64  | .126 |
| 2015 | CHI | 0.56 | 27  | 0 | 0  | .000 | 32.0  | 9   | 2  | 2  | 14 | 40  | 0  | 0  | 0   | 26 | 3.94 | 11.25 | 6.47  | .087 |
| 2016 | CHI | 3.45 | 25  | 3 | 2  | .600 | 31.1  | 27  | 12 | 12 | 6  | 30  | 0  | 0  | 0   | 9  | 1.72 | 8.62  | 9.48  | .226 |
| 2017 | WAS | 4.66 | 21  | 0 | 0  | .000 | 29.0  | 23  | 15 | 15 | 11 | 35  | 0  | 0  | 0   | 1  | 3.41 | 10.86 | 10.55 | .212 |
|      |     | 2.94 | 167 | 8 | 10 | .444 | 205.1 | 129 | 70 | 67 | 78 | 265 | 0  | 0  | 0   | 99 | 3.42 | 11.62 | 9.07  | .176 |

**KNEBEL,COREY**

| YR   | TM  | ERA  | GM | W | L | PCT  | IP   | H  | R  | ER | BB | SO | GS | CG | SHO | SV | BBA  | SOA   | MOB   | OPP  |
|------|-----|------|----|---|---|------|------|----|----|----|----|----|----|----|-----|----|------|-------|-------|------|
| 2016 | CHI | 3.72 | 15 | 1 | 3 | .250 | 29.0 | 25 | 13 | 12 | 13 | 36 | 0  | 0  | 0   | 0  | 4.03 | 11.17 | 11.79 | .226 |
| 2017 | CHI | 0.00 | 0  | 0 | 0 | .000 | 0.0  | 0  | 0  | 0  | 0  | 0  | 0  | 0  | 0   | 0  | 0.00 | 0.00  | 0.00  | .000 |
|      |     | 3.72 | 15 | 1 | 3 | .250 | 29.0 | 25 | 13 | 12 | 13 | 36 | 0  | 0  | 0   | 0  | 4.03 | 11.17 | 11.79 | .226 |

**KOEHLER,TOM**

| YR   | TM  | ERA  | GM | W  | L  | PCT  | IP    | H   | R   | ER  | BB  | SO  | GS | CG | SHO | SV | BBA  | SOA  | MOB   | OPP  |
|------|-----|------|----|----|----|------|-------|-----|-----|-----|-----|-----|----|----|-----|----|------|------|-------|------|
| 2014 | PIT | 2.00 | 11 | 0  | 0  | .000 | 18.0  | 15  | 6   | 4   | 3   | 17  | 0  | 0  | 0   | 1  | 1.50 | 8.50 | 9.00  | .220 |
| 2015 | PIT | 3.11 | 16 | 5  | 5  | .500 | 107.0 | 89  | 40  | 37  | 37  | 85  | 16 | 3  | 1   | 0  | 3.11 | 7.15 | 10.60 | .220 |
| 2016 | PIT | 4.89 | 18 | 4  | 9  | .308 | 106.2 | 93  | 65  | 58  | 60  | 75  | 18 | 0  | 0   | 0  | 5.06 | 6.33 | 12.91 | .228 |
| 2017 | PIT | 5.38 | 18 | 2  | 8  | .200 | 93.2  | 103 | 61  | 56  | 38  | 81  | 18 | 0  | 0   | 0  | 3.65 | 7.78 | 13.55 | .272 |
|      |     | 4.29 | 63 | 11 | 22 | .333 | 325.1 | 300 | 172 | 155 | 138 | 258 | 52 | 3  | 1   | 1  | 3.82 | 7.14 | 12.12 | .238 |

**KONTOS,GEORGE**

| YR   | TM  | ERA  | GM | W | L | PCT  | IP   | H  | R  | ER | BB | SO | GS | CG | SHO | SV | BBA  | SOA  | MOB  | OPP  |
|------|-----|------|----|---|---|------|------|----|----|----|----|----|----|----|-----|----|------|------|------|------|
| 2013 | ATL | 4.35 | 18 | 0 | 2 | .000 | 20.2 | 13 | 10 | 10 | 3  | 15 | 0  | 0  | 0   | 0  | 1.31 | 6.53 | 6.97 | .176 |

BBA=BB per 9 IP SOA=SO per 9 IP MOB=Men on base per 9 IP OPP=Opponents Batting Average (approx)

**DVAL PITCHER REGISTRY**

|      |     |      |    |   |   |      |      |    |    |    |    |    |   |   |   |    |      |      |       |      |
|------|-----|------|----|---|---|------|------|----|----|----|----|----|---|---|---|----|------|------|-------|------|
| 2016 | PHI | 3.49 | 32 | 5 | 2 | .714 | 38.2 | 35 | 16 | 15 | 8  | 36 | 0 | 0 | 0 | 3  | 1.86 | 8.38 | 10.01 | .235 |
| 2017 | PHI | 1.47 | 24 | 4 | 1 | .800 | 30.2 | 18 | 5  | 5  | 9  | 27 | 0 | 0 | 0 | 7  | 2.64 | 7.92 | 7.92  | .166 |
|      |     | 3.00 | 74 | 9 | 5 | .643 | 90.0 | 66 | 31 | 30 | 20 | 78 | 0 | 0 | 0 | 10 | 2.00 | 7.80 | 8.60  | .199 |

**KROL,IAN**

| YR   | TM | ERA  | GM | W | L | PCT  | IP   | H  | R  | ER | BB | SO | GS | CG | SHO | SV | BBA  | SOA  | MOB   | OPP  |
|------|----|------|----|---|---|------|------|----|----|----|----|----|----|----|-----|----|------|------|-------|------|
| 2017 | SD | 3.90 | 26 | 0 | 1 | .000 | 30.0 | 29 | 13 | 13 | 7  | 27 | 0  | 0  | 0   | 1  | 2.10 | 8.10 | 10.80 | .247 |
|      |    | 3.90 | 26 | 0 | 1 | .000 | 30.0 | 29 | 13 | 13 | 7  | 27 | 0  | 0  | 0   | 1  | 2.10 | 8.10 | 10.80 | .247 |

**KUHL,CHAD**

| YR   | TM | ERA  | GM | W | L | PCT  | IP   | H  | R  | ER | BB | SO | GS | CG | SHO | SV | BBA  | SOA  | MOB   | OPP  |
|------|----|------|----|---|---|------|------|----|----|----|----|----|----|----|-----|----|------|------|-------|------|
| 2017 | LA | 4.74 | 8  | 4 | 3 | .571 | 38.0 | 41 | 21 | 20 | 14 | 39 | 8  | 0  | 0   | 0  | 3.32 | 9.24 | 13.03 | .268 |
|      |    | 4.74 | 8  | 4 | 3 | .571 | 38.0 | 41 | 21 | 20 | 14 | 39 | 8  | 0  | 0   | 0  | 3.32 | 9.24 | 13.03 | .268 |

**LACKEY,JOHN**

| YR   | TM | ERA  | GM | W  | L  | PCT  | IP    | H   | R   | ER  | BB | SO  | GS | CG | SHO | SV | BBA  | SOA  | MOB   | OPP  |
|------|----|------|----|----|----|------|-------|-----|-----|-----|----|-----|----|----|-----|----|------|------|-------|------|
| 2015 | SD | 2.89 | 15 | 9  | 3  | .750 | 102.2 | 83  | 34  | 33  | 23 | 91  | 15 | 4  | 1   | 0  | 2.02 | 7.98 | 9.29  | .215 |
| 2016 | SD | 1.54 | 18 | 13 | 3  | .813 | 123.0 | 74  | 24  | 21  | 29 | 99  | 19 | 1  | 1   | 0  | 2.12 | 7.24 | 7.54  | .169 |
| 2017 | SD | 4.29 | 17 | 6  | 7  | .462 | 98.2  | 87  | 52  | 47  | 38 | 102 | 17 | 0  | 0   | 0  | 3.47 | 9.30 | 11.40 | .230 |
|      |    | 2.80 | 50 | 28 | 13 | .683 | 324.1 | 244 | 110 | 101 | 90 | 292 | 51 | 5  | 2   | 0  | 2.50 | 8.10 | 9.27  | .203 |

**LATOS,MAT**

| YR   | TM  | ERA  | GM  | W  | L  | PCT  | IP    | H   | R   | ER  | BB  | SO  | GS | CG | SHO | SV | BBA  | SOA  | MOB   | OPP  |
|------|-----|------|-----|----|----|------|-------|-----|-----|-----|-----|-----|----|----|-----|----|------|------|-------|------|
| 2010 | STL | 7.53 | 6   | 1  | 4  | .200 | 28.2  | 38  | 24  | 24  | 12  | 31  | 6  | 0  | 0   | 0  | 3.77 | 9.73 | 15.70 | .310 |
| 2011 | STL | 3.70 | 16  | 6  | 6  | .500 | 107.0 | 82  | 44  | 44  | 23  | 112 | 16 | 1  | 1   | 0  | 1.93 | 9.42 | 8.83  | .206 |
| 2012 | STL | 4.05 | 18  | 4  | 7  | .364 | 97.2  | 93  | 50  | 44  | 38  | 97  | 18 | 1  | 1   | 0  | 3.50 | 8.94 | 12.07 | .244 |
| 2013 | STL | 3.82 | 18  | 6  | 4  | .600 | 113.0 | 100 | 51  | 48  | 28  | 104 | 18 | 0  | 0   | 0  | 2.23 | 8.28 | 10.19 | .231 |
| 2014 | STL | 4.73 | 19  | 7  | 8  | .467 | 112.1 | 110 | 66  | 59  | 48  | 85  | 19 | 2  | 1   | 0  | 3.85 | 6.81 | 12.66 | .249 |
| 2015 | STL | 2.79 | 7   | 3  | 1  | .750 | 58.0  | 50  | 19  | 18  | 11  | 43  | 7  | 4  | 0   | 0  | 1.71 | 6.67 | 9.47  | .226 |
| 2016 | STL | 6.14 | 22  | 0  | 2  | .000 | 48.1  | 63  | 37  | 33  | 20  | 38  | 2  | 1  | 0   | 0  | 3.72 | 7.08 | 15.46 | .306 |
| 2017 | PHI | 5.98 | 7   | 2  | 2  | .500 | 40.2  | 44  | 33  | 27  | 14  | 32  | 7  | 2  | 0   | 0  | 3.10 | 7.08 | 12.84 | .268 |
|      |     | 4.41 | 113 | 29 | 34 | .460 | 605.2 | 580 | 324 | 297 | 194 | 542 | 93 | 11 | 3   | 0  | 2.88 | 8.05 | 11.50 | .245 |

**LAW,DEREK**

| YR   | TM | ERA  | GM | W | L | PCT  | IP   | H  | R | ER | BB | SO | GS | CG | SHO | SV | BBA  | SOA  | MOB  | OPP  |
|------|----|------|----|---|---|------|------|----|---|----|----|----|----|----|-----|----|------|------|------|------|
| 2017 | LA | 2.25 | 30 | 3 | 2 | .600 | 32.0 | 23 | 8 | 8  | 3  | 21 | 0  | 0  | 0   | 1  | 0.84 | 5.91 | 7.31 | .196 |
|      |    | 2.25 | 30 | 3 | 2 | .600 | 32.0 | 23 | 8 | 8  | 3  | 21 | 0  | 0  | 0   | 1  | .84  | 5.91 | 7.31 | .196 |

**LEAKE,MIKE**

| YR   | TM  | ERA  | GM  | W  | L  | PCT  | IP    | H   | R   | ER  | BB  | SO  | GS  | CG | SHO | SV | BBA  | SOA  | MOB   | OPP  |
|------|-----|------|-----|----|----|------|-------|-----|-----|-----|-----|-----|-----|----|-----|----|------|------|-------|------|
| 2011 | ATL | 4.70 | 13  | 2  | 7  | .222 | 76.2  | 76  | 42  | 40  | 34  | 51  | 13  | 1  | 1   | 0  | 3.99 | 5.99 | 12.91 | .252 |
| 2012 | ATL | 4.56 | 15  | 7  | 7  | .500 | 92.2  | 83  | 54  | 47  | 30  | 67  | 15  | 1  | 1   | 0  | 2.91 | 6.51 | 10.97 | .233 |
| 2013 | ATL | 4.91 | 16  | 4  | 5  | .444 | 95.1  | 102 | 58  | 52  | 27  | 83  | 16  | 2  | 1   | 0  | 2.55 | 7.84 | 12.18 | .266 |
| 2014 | ATL | 4.35 | 18  | 8  | 6  | .571 | 111.2 | 103 | 65  | 54  | 27  | 94  | 18  | 0  | 0   | 0  | 2.18 | 7.58 | 10.48 | .238 |
| 2015 | ATL | 4.77 | 19  | 6  | 10 | .375 | 120.2 | 144 | 77  | 64  | 37  | 94  | 19  | 1  | 0   | 0  | 2.76 | 7.01 | 13.50 | .288 |
| 2016 | ATL | 4.24 | 17  | 6  | 7  | .462 | 110.1 | 114 | 54  | 52  | 30  | 71  | 17  | 0  | 0   | 0  | 2.45 | 5.79 | 11.75 | .259 |
| 2017 | ATL | 4.04 | 17  | 7  | 5  | .583 | 104.2 | 114 | 50  | 47  | 18  | 65  | 17  | 1  | 0   | 0  | 1.55 | 5.59 | 11.35 | .270 |
|      |     | 4.50 | 115 | 40 | 47 | .460 | 712.0 | 736 | 400 | 356 | 203 | 525 | 115 | 6  | 3   | 0  | 2.57 | 6.64 | 11.87 | .259 |

**LESTER,JON**

| YR   | TM  | ERA  | GM | W  | L | PCT  | IP    | H   | R  | ER | BB | SO  | GS | CG | SHO | SV | BBA  | SOA   | MOB  | OPP  |
|------|-----|------|----|----|---|------|-------|-----|----|----|----|-----|----|----|-----|----|------|-------|------|------|
| 2016 | NYM | 3.20 | 18 | 6  | 5 | .545 | 118.0 | 92  | 44 | 42 | 26 | 122 | 18 | 1  | 1   | 0  | 1.98 | 9.31  | 9.00 | .209 |
| 2017 | NYM | 3.39 | 19 | 8  | 3 | .727 | 119.1 | 88  | 45 | 45 | 34 | 133 | 19 | 2  | 2   | 0  | 2.56 | 10.03 | 9.20 | .200 |
|      |     | 3.30 | 37 | 14 | 8 | .636 | 237.1 | 180 | 89 | 87 | 60 | 255 | 37 | 3  | 3   | 0  | 2.28 | 9.67  | 9.10 | .205 |

**LIBERATORE,ADAM**

| YR | TM | ERA | GM | W | L | PCT | IP | H | R | ER | BB | SO | GS | CG | SHO | SV | BBA | SOA | MOB | OPP |
|----|----|-----|----|---|---|-----|----|---|---|----|----|----|----|----|-----|----|-----|-----|-----|-----|
|----|----|-----|----|---|---|-----|----|---|---|----|----|----|----|----|-----|----|-----|-----|-----|-----|

BBA=BB per 9 IP SOA=SO per 9 IP MOB=Men on base per 9 IP OPP=Opponents Batting Average (approx)

**DVAL PITCHER REGISTRY**

|      |     |      |    |   |   |      |      |    |   |   |    |    |   |   |   |   |      |       |       |      |
|------|-----|------|----|---|---|------|------|----|---|---|----|----|---|---|---|---|------|-------|-------|------|
| 2017 | ATL | 4.34 | 19 | 1 | 1 | .500 | 18.2 | 17 | 9 | 9 | 12 | 22 | 0 | 0 | 0 | 1 | 5.79 | 10.61 | 13.98 | .236 |
|      |     | 4.34 | 19 | 1 | 1 | .500 | 18.2 | 17 | 9 | 9 | 12 | 22 | 0 | 0 | 0 | 1 | 5.79 | 10.61 | 13.98 | .236 |

**LIRIANO,FRANCISCO**

| YR   | TM  | ERA  | GM | W  | L  | PCT  | IP    | H   | R   | ER  | BB  | SO  | GS | CG | SHO | SV | BBA  | SOA   | MOB   | OPP  |
|------|-----|------|----|----|----|------|-------|-----|-----|-----|-----|-----|----|----|-----|----|------|-------|-------|------|
| 2014 | WAS | 2.35 | 15 | 8  | 6  | .571 | 92.0  | 54  | 30  | 24  | 33  | 86  | 15 | 2  | 1   | 0  | 3.23 | 8.41  | 8.51  | .166 |
| 2015 | WAS | 1.84 | 5  | 1  | 2  | .333 | 29.1  | 19  | 7   | 6   | 5   | 26  | 5  | 0  | 0   | 0  | 1.53 | 7.98  | 7.36  | .180 |
| 2016 | WAS | 3.42 | 18 | 8  | 8  | .500 | 108.0 | 84  | 45  | 41  | 32  | 109 | 18 | 2  | 0   | 0  | 2.67 | 9.08  | 9.67  | .209 |
| 2017 | WAS | 4.56 | 17 | 7  | 8  | .467 | 94.2  | 99  | 51  | 48  | 39  | 116 | 17 | 2  | 2   | 0  | 3.71 | 11.03 | 13.12 | .262 |
|      |     | 3.31 | 55 | 24 | 24 | .500 | 324.0 | 256 | 133 | 119 | 109 | 337 | 55 | 6  | 3   | 0  | 3.03 | 9.36  | 10.14 | .211 |

**LOCKE,JEFF**

| YR   | TM  | ERA  | GM | W  | L  | PCT  | IP    | H   | R   | ER  | BB  | SO  | GS | CG | SHO | SV | BBA  | SOA  | MOB   | OPP  |
|------|-----|------|----|----|----|------|-------|-----|-----|-----|-----|-----|----|----|-----|----|------|------|-------|------|
| 2014 | ATL | 3.38 | 17 | 6  | 6  | .500 | 96.0  | 80  | 41  | 36  | 40  | 63  | 17 | 1  | 1   | 0  | 3.75 | 5.91 | 11.25 | .220 |
| 2015 | ATL | 2.65 | 8  | 5  | 1  | .833 | 57.2  | 46  | 18  | 17  | 13  | 35  | 8  | 4  | 2   | 0  | 2.03 | 5.46 | 9.21  | .213 |
| 2016 | ATL | 5.23 | 17 | 4  | 9  | .308 | 94.2  | 114 | 59  | 55  | 39  | 67  | 17 | 1  | 0   | 0  | 3.71 | 6.37 | 14.55 | .290 |
| 2017 | ATL | 7.18 | 23 | 0  | 0  | .000 | 31.1  | 32  | 27  | 25  | 17  | 21  | 0  | 0  | 0   | 1  | 4.88 | 6.03 | 14.07 | .257 |
|      |     | 4.28 | 65 | 15 | 16 | .484 | 279.2 | 272 | 145 | 133 | 109 | 186 | 42 | 6  | 3   | 1  | 3.51 | 5.99 | 12.26 | .248 |

**LORENZEN,MICHAEL**

| YR   | TM  | ERA  | GM | W | L | PCT   | IP   | H  | R  | ER | BB | SO | GS | CG | SHO | SV | BBA  | SOA  | MOB   | OPP  |
|------|-----|------|----|---|---|-------|------|----|----|----|----|----|----|----|-----|----|------|------|-------|------|
| 2016 | CIN | 2.66 | 18 | 1 | 0 | 1.000 | 20.1 | 20 | 6  | 6  | 11 | 18 | 0  | 0  | 0   | 0  | 4.87 | 7.97 | 13.72 | .250 |
| 2017 | CIN | 8.75 | 25 | 1 | 1 | .500  | 23.2 | 30 | 23 | 23 | 8  | 23 | 0  | 0  | 0   | 0  | 3.04 | 8.75 | 14.45 | .301 |
|      |     | 5.93 | 43 | 2 | 1 | .667  | 44.0 | 50 | 29 | 29 | 19 | 41 | 0  | 0  | 0   | 0  | 3.89 | 8.39 | 14.11 | .278 |

**LUGO,SETH**

| YR   | TM  | ERA  | GM | W | L | PCT  | IP   | H  | R  | ER | BB | SO | GS | CG | SHO | SV | BBA  | SOA  | MOB   | OPP  |
|------|-----|------|----|---|---|------|------|----|----|----|----|----|----|----|-----|----|------|------|-------|------|
| 2017 | ATL | 5.23 | 5  | 1 | 2 | .333 | 32.2 | 36 | 19 | 19 | 10 | 21 | 5  | 0  | 0   | 0  | 2.76 | 5.79 | 12.67 | .272 |
|      |     | 5.23 | 5  | 1 | 2 | .333 | 32.2 | 36 | 19 | 19 | 10 | 21 | 5  | 0  | 0   | 0  | 2.76 | 5.79 | 12.67 | .272 |

**LYLES,JORDAN**

| YR   | TM  | ERA  | GM | W | L  | PCT   | IP    | H   | R  | ER | BB | SO  | GS | CG | SHO | SV | BBA  | SOA  | MOB   | OPP  |
|------|-----|------|----|---|----|-------|-------|-----|----|----|----|-----|----|----|-----|----|------|------|-------|------|
| 2012 | CIN | 3.40 | 17 | 3 | 2  | .600  | 50.1  | 38  | 19 | 19 | 18 | 41  | 5  | 2  | 2   | 0  | 3.22 | 7.33 | 10.01 | .204 |
| 2013 | NYM | 5.38 | 13 | 2 | 8  | .200  | 82.0  | 96  | 51 | 49 | 28 | 56  | 13 | 2  | 1   | 0  | 3.07 | 6.15 | 13.61 | .284 |
| 2014 | PIT | 2.40 | 13 | 2 | 1  | .667  | 30.0  | 25  | 8  | 8  | 12 | 23  | 2  | 1  | 1   | 0  | 3.60 | 6.90 | 11.10 | .220 |
| 2015 | PIT | 2.00 | 2  | 2 | 0  | 1.000 | 18.0  | 13  | 6  | 4  | 4  | 13  | 2  | 2  | 0   | 0  | 2.00 | 6.50 | 8.50  | .197 |
| 2016 | PIT | 0.00 | 0  | 0 | 0  | .000  | 0.0   | 0   | 0  | 0  | 0  | 0   | 0  | 0  | 0   | 0  | 0.00 | 0.00 | 0.00  | .000 |
| 2017 | PIT | 3.12 | 15 | 0 | 0  | .000  | 17.1  | 20  | 6  | 6  | 2  | 9   | 0  | 0  | 0   | 1  | 1.04 | 4.67 | 11.42 | .281 |
|      |     | 3.92 | 60 | 9 | 11 | .450  | 197.2 | 192 | 90 | 86 | 64 | 142 | 22 | 7  | 4   | 1  | 2.91 | 6.47 | 11.66 | .248 |

**LYNN,LANCE**

| YR   | TM | ERA  | GM | W  | L  | PCT  | IP    | H   | R   | ER  | BB  | SO  | GS | CG | SHO | SV | BBA  | SOA  | MOB   | OPP  |
|------|----|------|----|----|----|------|-------|-----|-----|-----|-----|-----|----|----|-----|----|------|------|-------|------|
| 2012 | LA | 8.10 | 13 | 0  | 0  | .000 | 20.0  | 29  | 18  | 18  | 11  | 15  | 0  | 0  | 0   | 0  | 4.95 | 6.75 | 18.00 | .330 |
| 2013 | LA | 2.91 | 16 | 8  | 5  | .615 | 102.0 | 67  | 35  | 33  | 43  | 100 | 16 | 1  | 1   | 0  | 3.79 | 8.82 | 9.71  | .182 |
| 2014 | LA | 0.00 | 1  | 0  | 0  | .000 | 6.0   | 4   | 0   | 0   | 1   | 4   | 1  | 0  | 0   | 0  | 1.50 | 6.00 | 7.50  | .184 |
| 2015 | LA | 3.97 | 18 | 7  | 6  | .538 | 115.2 | 102 | 54  | 51  | 34  | 97  | 18 | 1  | 0   | 0  | 2.65 | 7.55 | 10.58 | .230 |
| 2016 | LA | 2.91 | 16 | 5  | 4  | .556 | 102.0 | 73  | 37  | 33  | 30  | 98  | 16 | 2  | 1   | 0  | 2.65 | 8.65 | 9.09  | .195 |
| 2017 | LA | 0.00 | 0  | 0  | 0  | .000 | 0.0   | 0   | 0   | 0   | 0   | 0   | 0  | 0  | 0   | 0  | 0.00 | 0.00 | 0.00  | .000 |
|      |    | 3.51 | 64 | 20 | 15 | .571 | 345.2 | 275 | 144 | 135 | 119 | 314 | 51 | 4  | 2   | 0  | 3.10 | 8.18 | 10.26 | .212 |

**LYONS,TYLER**

| YR   | TM | ERA  | GM | W | L | PCT  | IP   | H  | R  | ER | BB | SO | GS | CG | SHO | SV | BBA  | SOA  | MOB   | OPP  |
|------|----|------|----|---|---|------|------|----|----|----|----|----|----|----|-----|----|------|------|-------|------|
| 2016 | SD | 2.57 | 8  | 3 | 1 | .750 | 35.0 | 28 | 11 | 10 | 13 | 35 | 5  | 0  | 0   | 1  | 3.34 | 9.00 | 10.54 | .213 |
| 2017 | SD | 2.89 | 20 | 0 | 0 | .000 | 28.0 | 25 | 9  | 9  | 12 | 29 | 0  | 0  | 0   | 0  | 3.86 | 9.32 | 11.89 | .232 |
|      |    | 2.71 | 28 | 3 | 1 | .750 | 63.0 | 53 | 20 | 19 | 25 | 64 | 5  | 0  | 0   | 1  | 3.57 | 9.14 | 11.14 | .222 |

BBA=BB per 9 IP SOA=SO per 9 IP MOB=Men on base per 9 IP OPP=Opponents Batting Average (approx)

DVAL PITCHER REGISTRY

**MAEDA,KENTA**

| YR   | TM  | ERA  | GM | W | L | PCT  | IP    | H   | R  | ER | BB | SO  | GS | CG | SHO | SV | BBA  | SOA  | MOB   | OPP  |
|------|-----|------|----|---|---|------|-------|-----|----|----|----|-----|----|----|-----|----|------|------|-------|------|
| 2017 | NYM | 4.47 | 19 | 8 | 6 | .571 | 106.2 | 104 | 53 | 53 | 41 | 110 | 19 | 2  | 2   | 0  | 3.46 | 9.28 | 12.23 | .248 |
|      |     | 4.47 | 19 | 8 | 6 | .571 | 106.2 | 104 | 53 | 53 | 41 | 110 | 19 | 2  | 2   | 0  | 3.46 | 9.28 | 12.23 | .248 |

**MARINEZ,JHAN**

| YR   | TM  | ERA  | GM | W | L | PCT  | IP   | H  | R  | ER | BB | SO | GS | CG | SHO | SV | BBA  | SOA  | MOB   | OPP  |
|------|-----|------|----|---|---|------|------|----|----|----|----|----|----|----|-----|----|------|------|-------|------|
| 2017 | CHI | 4.98 | 14 | 0 | 0 | .000 | 21.2 | 18 | 12 | 12 | 12 | 11 | 0  | 0  | 0   | 0  | 4.98 | 4.57 | 12.46 | .220 |
|      |     | 4.98 | 14 | 0 | 0 | .000 | 21.2 | 18 | 12 | 12 | 12 | 11 | 0  | 0  | 0   | 0  | 4.98 | 4.57 | 12.46 | .220 |

**MARTINEZ,CARLOS**

| YR   | TM  | ERA  | GM | W  | L  | PCT  | IP    | H   | R   | ER  | BB | SO  | GS | CG | SHO | SV | BBA  | SOA  | MOB   | OPP  |
|------|-----|------|----|----|----|------|-------|-----|-----|-----|----|-----|----|----|-----|----|------|------|-------|------|
| 2014 | CIN | 0.00 | 0  | 0  | 0  | .000 | 0.0   | 0   | 0   | 0   | 0  | 0   | 0  | 0  | 0   | 0  | 0.00 | 0.00 | 0.00  | .000 |
| 2015 | CIN | 7.47 | 25 | 1  | 3  | .250 | 47.0  | 54  | 40  | 39  | 17 | 32  | 4  | 0  | 0   | 1  | 3.26 | 6.13 | 13.60 | .280 |
| 2016 | CIN | 3.65 | 17 | 9  | 3  | .750 | 103.2 | 76  | 42  | 42  | 33 | 106 | 17 | 2  | 1   | 0  | 2.86 | 9.20 | 9.46  | .199 |
| 2017 | CIN | 3.43 | 18 | 11 | 6  | .647 | 120.2 | 83  | 48  | 46  | 40 | 106 | 18 | 0  | 0   | 0  | 2.98 | 7.91 | 9.17  | .189 |
|      |     | 4.21 | 60 | 21 | 12 | .636 | 271.1 | 213 | 130 | 127 | 90 | 244 | 39 | 2  | 1   | 1  | 2.99 | 8.09 | 10.05 | .210 |

**MATZ,STEVEN**

| YR   | TM  | ERA  | GM | W | L | PCT  | IP    | H  | R  | ER | BB | SO | GS | CG | SHO | SV | BBA  | SOA  | MOB  | OPP  |
|------|-----|------|----|---|---|------|-------|----|----|----|----|----|----|----|-----|----|------|------|------|------|
| 2016 | WAS | 3.32 | 3  | 2 | 1 | .667 | 19.0  | 11 | 9  | 7  | 8  | 14 | 3  | 0  | 0   | 0  | 3.79 | 6.63 | 9.00 | .164 |
| 2017 | WAS | 2.37 | 13 | 7 | 5 | .583 | 91.0  | 66 | 26 | 24 | 17 | 84 | 13 | 3  | 2   | 0  | 1.68 | 8.31 | 8.21 | .197 |
|      |     | 2.54 | 16 | 9 | 6 | .600 | 110.0 | 77 | 35 | 31 | 25 | 98 | 16 | 3  | 2   | 0  | 2.05 | 8.02 | 8.35 | .192 |

**MAURER,BRANDON**

| YR   | TM  | ERA  | GM | W | L | PCT  | IP   | H  | R  | ER | BB | SO | GS | CG | SHO | SV | BBA  | SOA   | MOB   | OPP  |
|------|-----|------|----|---|---|------|------|----|----|----|----|----|----|----|-----|----|------|-------|-------|------|
| 2016 | PHI | 3.30 | 20 | 2 | 3 | .400 | 30.0 | 27 | 17 | 11 | 14 | 28 | 0  | 0  | 0   | 1  | 4.20 | 8.40  | 12.30 | .234 |
| 2017 | PHI | 4.50 | 23 | 3 | 2 | .600 | 38.0 | 43 | 21 | 19 | 9  | 51 | 0  | 0  | 0   | 5  | 2.13 | 12.08 | 12.32 | .277 |
|      |     | 3.97 | 43 | 5 | 5 | .500 | 68.0 | 70 | 38 | 30 | 23 | 79 | 0  | 0  | 0   | 6  | 3.04 | 10.46 | 12.31 | .259 |

**MCGOWAN,DUSTIN**

| YR   | TM  | ERA  | GM | W | L | PCT  | IP   | H  | R  | ER | BB | SO | GS | CG | SHO | SV | BBA  | SOA  | MOB   | OPP  |
|------|-----|------|----|---|---|------|------|----|----|----|----|----|----|----|-----|----|------|------|-------|------|
| 2017 | PHI | 3.49 | 28 | 4 | 3 | .571 | 38.2 | 34 | 18 | 15 | 11 | 41 | 0  | 0  | 0   | 5  | 2.56 | 9.54 | 10.47 | .230 |
|      |     | 3.49 | 28 | 4 | 3 | .571 | 38.2 | 34 | 18 | 15 | 11 | 41 | 0  | 0  | 0   | 5  | 2.56 | 9.54 | 10.47 | .230 |

**MELANCON,MARK**

| YR   | TM  | ERA  | GM  | W  | L  | PCT  | IP    | H   | R  | ER | BB | SO  | GS | CG | SHO | SV | BBA  | SOA   | MOB   | OPP  |
|------|-----|------|-----|----|----|------|-------|-----|----|----|----|-----|----|----|-----|----|------|-------|-------|------|
| 2012 | ATL | 3.86 | 33  | 3  | 4  | .429 | 42.0  | 32  | 19 | 18 | 18 | 40  | 0  | 0  | 0   | 0  | 3.86 | 8.57  | 10.71 | .205 |
| 2013 | ATL | 4.30 | 10  | 0  | 0  | .000 | 14.2  | 13  | 7  | 7  | 3  | 13  | 0  | 0  | 0   | 0  | 1.84 | 7.98  | 9.82  | .231 |
| 2014 | STL | 1.49 | 32  | 2  | 1  | .667 | 36.1  | 20  | 8  | 6  | 2  | 42  | 0  | 0  | 0   | 23 | 0.50 | 10.40 | 5.45  | .157 |
| 2015 | PHI | 2.31 | 27  | 7  | 3  | .700 | 35.0  | 18  | 9  | 9  | 8  | 41  | 0  | 0  | 0   | 15 | 2.06 | 10.54 | 6.69  | .148 |
| 2016 | PHI | 1.29 | 28  | 2  | 3  | .400 | 42.0  | 20  | 6  | 6  | 6  | 50  | 0  | 0  | 0   | 14 | 1.29 | 10.71 | 5.57  | .139 |
| 2017 | STL | 0.44 | 34  | 5  | 1  | .833 | 40.2  | 15  | 3  | 2  | 4  | 42  | 0  | 0  | 0   | 23 | 0.89 | 9.30  | 4.20  | .111 |
|      |     | 2.05 | 164 | 19 | 12 | .613 | 210.2 | 118 | 52 | 48 | 41 | 228 | 0  | 0  | 0   | 75 | 1.75 | 9.74  | 6.79  | .160 |

**MILEY,WADE**

| YR   | TM | ERA  | GM | W  | L  | PCT  | IP    | H   | R   | ER  | BB  | SO  | GS | CG | SHO | SV | BBA  | SOA  | MOB   | OPP  |
|------|----|------|----|----|----|------|-------|-----|-----|-----|-----|-----|----|----|-----|----|------|------|-------|------|
| 2013 | SF | 4.63 | 17 | 4  | 8  | .333 | 112.2 | 93  | 62  | 58  | 23  | 79  | 17 | 3  | 1   | 0  | 1.84 | 6.31 | 9.27  | .219 |
| 2014 | SF | 3.06 | 19 | 12 | 5  | .706 | 123.1 | 89  | 45  | 42  | 45  | 90  | 19 | 0  | 0   | 0  | 3.28 | 6.57 | 9.78  | .197 |
| 2015 | SF | 4.80 | 19 | 5  | 12 | .294 | 114.1 | 132 | 69  | 61  | 41  | 93  | 19 | 2  | 2   | 0  | 3.23 | 7.32 | 13.62 | .281 |
| 2016 | SF | 3.21 | 18 | 2  | 7  | .222 | 112.0 | 92  | 41  | 40  | 25  | 84  | 18 | 0  | 0   | 0  | 2.01 | 6.75 | 9.40  | .218 |
| 2017 | SF | 6.53 | 17 | 4  | 10 | .286 | 91.0  | 116 | 72  | 66  | 39  | 76  | 17 | 0  | 0   | 0  | 3.86 | 7.52 | 15.33 | .302 |
|      |    | 4.34 | 90 | 27 | 42 | .391 | 553.1 | 522 | 289 | 267 | 173 | 422 | 90 | 5  | 3   | 0  | 2.81 | 6.86 | 11.30 | .242 |

**MILLER,ANDREW**

| YR | TM | ERA | GM | W | L | PCT | IP | H | R | ER | BB | SO | GS | CG | SHO | SV | BBA | SOA | MOB | OPP |
|----|----|-----|----|---|---|-----|----|---|---|----|----|----|----|----|-----|----|-----|-----|-----|-----|
|----|----|-----|----|---|---|-----|----|---|---|----|----|----|----|----|-----|----|-----|-----|-----|-----|

BBA=BB per 9 IP SOA=SO per 9 IP MOB=Men on base per 9 IP OPP=Opponents Batting Average (approx)

**DVAL PITCHER REGISTRY**

|      |     |      |     |    |    |       |       |     |     |    |    |     |    |   |   |    |      |       |       |      |
|------|-----|------|-----|----|----|-------|-------|-----|-----|----|----|-----|----|---|---|----|------|-------|-------|------|
| 2009 | NYM | 4.50 | 1   | 0  | 1  | .000  | 6.0   | 6   | 4   | 3  | 1  | 1   | 1  | 0 | 0 | 0  | 1.50 | 1.50  | 10.50 | .253 |
| 2010 | NYM | 7.36 | 6   | 2  | 4  | .333  | 29.1  | 35  | 24  | 24 | 11 | 20  | 6  | 0 | 0 | 0  | 3.38 | 6.14  | 14.11 | .288 |
| 2011 | NYM | 5.21 | 7   | 0  | 0  | .000  | 19.0  | 23  | 11  | 11 | 9  | 9   | 0  | 0 | 0 | 0  | 4.26 | 4.26  | 15.16 | .291 |
| 2012 | NYM | 7.34 | 7   | 1  | 4  | .200  | 34.1  | 37  | 28  | 28 | 15 | 24  | 7  | 1 | 0 | 0  | 3.93 | 6.29  | 13.63 | .268 |
| 2013 | NYM | 1.57 | 15  | 1  | 0  | 1.000 | 23.0  | 12  | 9   | 4  | 10 | 26  | 0  | 0 | 0 | 0  | 3.91 | 10.17 | 8.61  | .150 |
| 2014 | NYM | 0.00 | 0   | 0  | 0  | .000  | 0.0   | 0   | 0   | 0  | 0  | 0   | 0  | 0 | 0 | 0  | 0.00 | 0.00  | 0.00  | .000 |
| 2015 | NYM | 3.09 | 33  | 4  | 4  | .500  | 35.0  | 24  | 13  | 12 | 17 | 35  | 0  | 0 | 0 | 8  | 4.37 | 9.00  | 10.54 | .189 |
| 2016 | NYM | 1.77 | 31  | 3  | 2  | .600  | 35.2  | 13  | 7   | 7  | 18 | 40  | 0  | 0 | 0 | 19 | 4.54 | 10.09 | 7.82  | .110 |
| 2017 | NYM | 1.86 | 37  | 2  | 1  | .667  | 38.2  | 18  | 9   | 8  | 4  | 64  | 0  | 0 | 0 | 33 | 0.93 | 14.90 | 5.12  | .136 |
|      |     | 3.95 | 137 | 13 | 16 | .448  | 221.0 | 168 | 105 | 97 | 85 | 219 | 14 | 1 | 0 | 60 | 3.46 | 8.92  | 10.30 | .205 |

**MILLER,SHELBY**

| YR   | TM  | ERA  | GM | W  | L  | PCT  | IP    | H   | R   | ER  | BB | SO  | GS | CG | SHO | SV | BBA  | SOA  | MOB   | OPP  |
|------|-----|------|----|----|----|------|-------|-----|-----|-----|----|-----|----|----|-----|----|------|------|-------|------|
| 2014 | CHI | 3.56 | 18 | 6  | 5  | .545 | 101.0 | 83  | 47  | 40  | 38 | 95  | 18 | 1  | 0   | 0  | 3.39 | 8.47 | 10.78 | .218 |
| 2015 | CHI | 4.77 | 18 | 6  | 11 | .353 | 105.2 | 103 | 58  | 56  | 26 | 89  | 18 | 2  | 2   | 0  | 2.21 | 7.58 | 10.99 | .248 |
| 2016 | CHI | 3.18 | 19 | 10 | 3  | .769 | 119.0 | 95  | 46  | 42  | 34 | 103 | 19 | 0  | 0   | 0  | 2.57 | 7.79 | 9.76  | .213 |
| 2017 | CHI | 0.00 | 0  | 0  | 0  | .000 | 0.0   | 0   | 0   | 0   | 0  | 0   | 0  | 0  | 0   | 0  | 0.00 | 0.00 | 0.00  | .000 |
|      |     | 3.81 | 55 | 22 | 19 | .537 | 325.2 | 281 | 151 | 138 | 98 | 287 | 55 | 3  | 2   | 0  | 2.71 | 7.93 | 10.47 | .226 |

**MONTGOMERY,MIKE**

| YR   | TM  | ERA  | GM | W | L | PCT  | IP   | H  | R  | ER | BB | SO | GS | CG | SHO | SV | BBA  | SOA  | MOB  | OPP  |
|------|-----|------|----|---|---|------|------|----|----|----|----|----|----|----|-----|----|------|------|------|------|
| 2017 | NYM | 3.04 | 41 | 7 | 4 | .636 | 56.1 | 34 | 20 | 19 | 15 | 45 | 0  | 0  | 0   | 0  | 2.40 | 7.19 | 7.83 | .170 |
|      |     | 3.04 | 41 | 7 | 4 | .636 | 56.1 | 34 | 20 | 19 | 15 | 45 | 0  | 0  | 0   | 0  | 2.40 | 7.19 | 7.83 | .170 |

**MOORE,MATT**

| YR   | TM  | ERA  | GM | W | L | PCT  | IP    | H  | R  | ER | BB | SO  | GS | CG | SHO | SV | BBA  | SOA  | MOB   | OPP  |
|------|-----|------|----|---|---|------|-------|----|----|----|----|-----|----|----|-----|----|------|------|-------|------|
| 2017 | PIT | 3.17 | 19 | 9 | 3 | .750 | 125.0 | 98 | 44 | 44 | 54 | 101 | 19 | 2  | 2   | 0  | 3.89 | 7.27 | 10.94 | .210 |
|      |     | 3.17 | 19 | 9 | 3 | .750 | 125.0 | 98 | 44 | 44 | 54 | 101 | 19 | 2  | 2   | 0  | 3.89 | 7.27 | 10.94 | .210 |

**MORTON,CHARLIE**

| YR   | TM  | ERA  | GM | W  | L  | PCT  | IP    | H   | R   | ER | BB | SO  | GS | CG | SHO | SV | BBA  | SOA   | MOB   | OPP  |
|------|-----|------|----|----|----|------|-------|-----|-----|----|----|-----|----|----|-----|----|------|-------|-------|------|
| 2010 | CIN | 3.86 | 10 | 4  | 4  | .500 | 56.0  | 55  | 26  | 24 | 20 | 46  | 10 | 0  | 0   | 0  | 3.21 | 7.39  | 12.05 | .250 |
| 2011 | CIN | 0.00 | 0  | 0  | 0  | .000 | 0.0   | 0   | 0   | 0  | 0  | 0   | 0  | 0  | 0   | 0  | 0.00 | 0.00  | 0.00  | .000 |
| 2012 | MIL | 3.96 | 17 | 7  | 4  | .636 | 100.0 | 85  | 45  | 44 | 42 | 55  | 17 | 2  | 0   | 0  | 3.78 | 4.95  | 11.43 | .224 |
| 2014 | SD  | 2.97 | 11 | 7  | 3  | .700 | 63.2  | 49  | 33  | 21 | 20 | 43  | 11 | 1  | 1   | 0  | 2.83 | 6.08  | 9.75  | .207 |
| 2015 | SD  | 4.09 | 2  | 0  | 1  | .000 | 11.0  | 9   | 5   | 5  | 4  | 14  | 2  | 0  | 0   | 0  | 3.27 | 11.45 | 10.64 | .217 |
| 2016 | SD  | 9.00 | 3  | 0  | 0  | .000 | 4.0   | 4   | 4   | 4  | 4  | 1   | 0  | 0  | 0   | 0  | 9.00 | 2.25  | 18.00 | .253 |
| 2017 | SD  | 0.00 | 0  | 0  | 0  | .000 | 0.0   | 0   | 0   | 0  | 0  | 0   | 0  | 0  | 0   | 0  | 0.00 | 0.00  | 0.00  | .000 |
|      |     | 3.76 | 43 | 18 | 12 | .600 | 234.2 | 202 | 113 | 98 | 90 | 159 | 40 | 3  | 1   | 0  | 3.45 | 6.10  | 11.20 | .226 |

**NELSON,JIMMY**

| YR   | TM | ERA  | GM | W | L | PCT  | IP   | H  | R  | ER | BB | SO | GS | CG | SHO | SV | BBA  | SOA   | MOB   | OPP  |
|------|----|------|----|---|---|------|------|----|----|----|----|----|----|----|-----|----|------|-------|-------|------|
| 2015 | LA | 0.00 | 0  | 0 | 0 | .000 | 0.0  | 0  | 0  | 0  | 0  | 0  | 0  | 0  | 0   | 0  | 0.00 | 0.00  | 0.00  | .000 |
| 2016 | LA | 4.88 | 6  | 1 | 3 | .250 | 31.1 | 35 | 19 | 17 | 7  | 19 | 6  | 0  | 0   | 0  | 2.01 | 5.46  | 12.06 | .275 |
| 2017 | LA | 4.70 | 5  | 0 | 0 | .000 | 7.2  | 5  | 5  | 4  | 3  | 9  | 0  | 0  | 0   | 0  | 3.52 | 10.57 | 9.39  | .181 |
|      |    | 4.85 | 11 | 1 | 3 | .250 | 39.0 | 40 | 24 | 21 | 10 | 28 | 6  | 0  | 0   | 0  | 2.31 | 6.46  | 11.54 | .258 |

**NERIS,HECTOR**

| YR   | TM  | ERA  | GM | W | L | PCT  | IP   | H  | R  | ER | BB | SO | GS | CG | SHO | SV | BBA  | SOA  | MOB   | OPP  |
|------|-----|------|----|---|---|------|------|----|----|----|----|----|----|----|-----|----|------|------|-------|------|
| 2016 | ATL | 6.39 | 9  | 0 | 2 | .000 | 12.2 | 18 | 9  | 9  | 5  | 13 | 0  | 0  | 0   | 0  | 3.55 | 9.24 | 16.34 | .325 |
| 2017 | ATL | 5.30 | 34 | 2 | 6 | .250 | 35.2 | 32 | 23 | 21 | 12 | 35 | 0  | 0  | 0   | 0  | 3.03 | 8.83 | 11.10 | .233 |
|      |     | 5.59 | 43 | 2 | 8 | .200 | 48.1 | 50 | 32 | 30 | 17 | 48 | 0  | 0  | 0   | 0  | 3.17 | 8.94 | 12.48 | .260 |

**NESHEK,PAT**

| YR   | TM  | ERA  | GM | W | L | PCT  | IP   | H  | R  | ER | BB | SO | GS | CG | SHO | SV | BBA  | SOA  | MOB  | OPP  |
|------|-----|------|----|---|---|------|------|----|----|----|----|----|----|----|-----|----|------|------|------|------|
| 2015 | MIL | 3.48 | 26 | 1 | 3 | .250 | 31.0 | 26 | 12 | 12 | 2  | 31 | 0  | 0  | 0   | 2  | 0.58 | 9.00 | 8.13 | .221 |

BBA=BB per 9 IP SOA=SO per 9 IP MOB=Men on base per 9 IP OPP=Opponents Batting Average (approx)

**DVAL PITCHER REGISTRY**

|      |     |      |    |   |   |       |      |    |    |    |    |    |   |   |   |   |      |      |      |      |
|------|-----|------|----|---|---|-------|------|----|----|----|----|----|---|---|---|---|------|------|------|------|
| 2016 | MIL | 4.22 | 17 | 2 | 0 | 1.000 | 21.1 | 18 | 10 | 10 | 5  | 16 | 0 | 0 | 0 | 0 | 2.11 | 6.75 | 9.70 | .222 |
| 2017 | MIL | 0.70 | 19 | 1 | 1 | .500  | 25.2 | 18 | 3  | 2  | 4  | 22 | 0 | 0 | 0 | 3 | 1.40 | 7.71 | 7.71 | .192 |
|      |     | 2.77 | 62 | 4 | 4 | .500  | 78.0 | 62 | 25 | 24 | 11 | 69 | 0 | 0 | 0 | 5 | 1.27 | 7.96 | 8.42 | .212 |

**NICASIO, JUAN**

| YR   | TM  | ERA  | GM | W | L | PCT  | IP   | H  | R  | ER | BB | SO | GS | CG | SHO | SV | BBA  | SOA  | MOB   | OPP  |
|------|-----|------|----|---|---|------|------|----|----|----|----|----|----|----|-----|----|------|------|-------|------|
| 2016 | ATL | 4.13 | 22 | 1 | 1 | .500 | 28.1 | 21 | 13 | 13 | 16 | 22 | 0  | 0  | 0   | 0  | 5.08 | 6.99 | 11.75 | .201 |
| 2017 | ATL | 4.91 | 8  | 2 | 1 | .667 | 22.0 | 21 | 13 | 12 | 7  | 21 | 2  | 1  | 0   | 0  | 2.86 | 8.59 | 11.45 | .244 |
|      |     | 4.47 | 30 | 3 | 2 | .600 | 50.1 | 42 | 26 | 25 | 23 | 43 | 2  | 1  | 0   | 0  | 4.11 | 7.69 | 11.62 | .220 |

**NICOLINO, JUSTIN**

| YR   | TM | ERA  | GM | W | L | PCT  | IP   | H  | R  | ER | BB | SO | GS | CG | SHO | SV | BBA  | SOA  | MOB   | OPP  |
|------|----|------|----|---|---|------|------|----|----|----|----|----|----|----|-----|----|------|------|-------|------|
| 2016 | LA | 3.86 | 7  | 1 | 5 | .167 | 37.1 | 37 | 16 | 16 | 12 | 30 | 7  | 0  | 0   | 0  | 2.89 | 7.23 | 11.81 | .251 |
| 2017 | LA | 4.57 | 8  | 3 | 4 | .429 | 43.1 | 49 | 25 | 22 | 11 | 27 | 8  | 0  | 0   | 0  | 2.28 | 5.61 | 12.46 | .277 |
|      |    | 4.24 | 15 | 4 | 9 | .308 | 80.2 | 86 | 41 | 38 | 23 | 57 | 15 | 0  | 0   | 0  | 2.57 | 6.36 | 12.16 | .265 |

**NIESE, JON**

| YR   | TM  | ERA  | GM | W  | L  | PCT   | IP    | H   | R   | ER  | BB  | SO  | GS | CG | SHO | SV | BBA  | SOA  | MOB   | OPP  |
|------|-----|------|----|----|----|-------|-------|-----|-----|-----|-----|-----|----|----|-----|----|------|------|-------|------|
| 2011 | SD  | 3.66 | 9  | 3  | 4  | .429  | 46.2  | 42  | 22  | 19  | 18  | 46  | 9  | 1  | 1   | 0  | 3.47 | 8.87 | 11.57 | .234 |
| 2012 | SD  | 3.86 | 1  | 1  | 0  | 1.000 | 7.0   | 6   | 3   | 3   | 2   | 5   | 1  | 0  | 0   | 0  | 2.57 | 6.43 | 10.29 | .225 |
| 2013 | SD  | 2.79 | 17 | 9  | 6  | .600  | 109.2 | 66  | 36  | 34  | 27  | 89  | 17 | 1  | 1   | 0  | 2.22 | 7.30 | 7.63  | .169 |
| 2014 | SD  | 4.44 | 14 | 5  | 3  | .625  | 81.0  | 75  | 40  | 40  | 24  | 48  | 14 | 1  | 1   | 0  | 2.67 | 5.33 | 11.00 | .239 |
| 2015 | SD  | 3.69 | 17 | 7  | 6  | .538  | 105.0 | 98  | 51  | 43  | 22  | 74  | 17 | 1  | 0   | 0  | 1.89 | 6.34 | 10.29 | .240 |
| 2016 | SD  | 3.27 | 16 | 6  | 4  | .600  | 96.1  | 74  | 37  | 35  | 26  | 71  | 16 | 1  | 1   | 0  | 2.43 | 6.63 | 9.34  | .207 |
| 2017 | WAS | 4.50 | 7  | 0  | 0  | .000  | 12.0  | 14  | 6   | 6   | 3   | 12  | 0  | 0  | 0   | 0  | 2.25 | 9.00 | 12.75 | .283 |
|      |     | 3.54 | 81 | 31 | 23 | .574  | 457.2 | 375 | 195 | 180 | 122 | 345 | 74 | 5  | 4   | 0  | 2.40 | 6.78 | 9.77  | .217 |

**NOLA, AARON**

| YR   | TM | ERA  | GM | W | L  | PCT  | IP    | H   | R  | ER | BB | SO  | GS | CG | SHO | SV | BBA  | SOA  | MOB   | OPP  |
|------|----|------|----|---|----|------|-------|-----|----|----|----|-----|----|----|-----|----|------|------|-------|------|
| 2016 | LA | 3.00 | 7  | 2 | 3  | .400 | 45.0  | 32  | 16 | 15 | 11 | 38  | 7  | 1  | 1   | 0  | 2.20 | 7.60 | 8.60  | .194 |
| 2017 | LA | 6.08 | 12 | 2 | 7  | .222 | 63.2  | 84  | 45 | 43 | 17 | 63  | 12 | 0  | 0   | 0  | 2.40 | 8.91 | 14.28 | .309 |
|      |    | 4.80 | 19 | 4 | 10 | .286 | 108.2 | 116 | 61 | 58 | 28 | 101 | 19 | 1  | 1   | 0  | 2.32 | 8.37 | 11.93 | .266 |

**NORRIS, BUD**

| YR   | TM  | ERA  | GM | W  | L  | PCT   | IP    | H   | R   | ER  | BB  | SO  | GS | CG | SHO | SV | BBA  | SOA   | MOB   | OPP  |
|------|-----|------|----|----|----|-------|-------|-----|-----|-----|-----|-----|----|----|-----|----|------|-------|-------|------|
| 2010 | LA  | 2.25 | 4  | 3  | 0  | 1.000 | 32.0  | 23  | 8   | 8   | 10  | 28  | 4  | 1  | 1   | 0  | 2.81 | 7.88  | 9.28  | .196 |
| 2011 | LA  | 5.50 | 3  | 1  | 0  | 1.000 | 18.0  | 18  | 11  | 11  | 11  | 23  | 3  | 0  | 0   | 0  | 5.50 | 11.50 | 14.50 | .253 |
| 2012 | LA  | 5.57 | 18 | 2  | 10 | .167  | 106.2 | 109 | 69  | 66  | 42  | 87  | 18 | 0  | 0   | 0  | 3.54 | 7.34  | 12.74 | .257 |
| 2013 | PHI | 4.87 | 16 | 7  | 7  | .500  | 98.0  | 110 | 62  | 53  | 31  | 101 | 16 | 0  | 0   | 0  | 2.85 | 9.28  | 12.95 | .276 |
| 2014 | MIL | 5.84 | 12 | 4  | 5  | .444  | 74.0  | 80  | 49  | 48  | 33  | 70  | 12 | 2  | 1   | 0  | 4.01 | 8.51  | 13.74 | .268 |
| 2015 | STL | 4.92 | 13 | 3  | 7  | .300  | 93.1  | 86  | 53  | 51  | 32  | 83  | 13 | 4  | 0   | 0  | 3.09 | 8.00  | 11.38 | .238 |
| 2017 | PIT | 1.27 | 9  | 0  | 0  | .000  | 21.1  | 18  | 4   | 3   | 8   | 17  | 0  | 0  | 0   | 1  | 3.38 | 7.17  | 10.97 | .222 |
|      |     | 4.87 | 75 | 20 | 29 | .408  | 443.1 | 444 | 256 | 240 | 167 | 409 | 66 | 7  | 2   | 1  | 3.39 | 8.30  | 12.40 | .253 |

**NOVA, IVAN**

| YR   | TM  | ERA  | GM | W | L | PCT  | IP   | H   | R  | ER | BB | SO | GS | CG | SHO | SV | BBA  | SOA  | MOB   | OPP  |
|------|-----|------|----|---|---|------|------|-----|----|----|----|----|----|----|-----|----|------|------|-------|------|
| 2017 | PHI | 4.35 | 15 | 3 | 8 | .273 | 91.0 | 108 | 57 | 44 | 17 | 60 | 15 | 1  | 0   | 0  | 1.68 | 5.93 | 12.36 | .287 |
|      |     | 4.35 | 15 | 3 | 8 | .273 | 91.0 | 108 | 57 | 44 | 17 | 60 | 15 | 1  | 0   | 0  | 1.68 | 5.93 | 12.36 | .287 |

**NUNO, VIDAL**

| YR   | TM | ERA  | GM | W  | L  | PCT  | IP    | H   | R   | ER | BB | SO  | GS | CG | SHO | SV | BBA  | SOA  | MOB   | OPP  |
|------|----|------|----|----|----|------|-------|-----|-----|----|----|-----|----|----|-----|----|------|------|-------|------|
| 2015 | SF | 6.49 | 17 | 3  | 9  | .250 | 87.1  | 124 | 70  | 63 | 21 | 74  | 14 | 1  | 0   | 0  | 2.16 | 7.63 | 14.94 | .325 |
| 2016 | SF | 3.48 | 43 | 2  | 3  | .400 | 51.2  | 49  | 21  | 20 | 15 | 40  | 1  | 0  | 0   | 1  | 2.61 | 6.97 | 11.15 | .243 |
| 2017 | SF | 2.96 | 29 | 5  | 2  | .714 | 27.1  | 15  | 12  | 9  | 9  | 27  | 0  | 0  | 0   | 0  | 2.96 | 8.89 | 7.90  | .157 |
|      |    | 4.98 | 89 | 10 | 14 | .417 | 166.1 | 188 | 103 | 92 | 45 | 141 | 15 | 1  | 0   | 1  | 2.43 | 7.63 | 12.61 | .277 |

BBA=BB per 9 IP SOA=SO per 9 IP MOB=Men on base per 9 IP OPP=Opponents Batting Average (approx)

**DVAL PITCHER REGISTRY**

***OH,SEUNG-HWAN***

| YR   | TM  | ERA  | GM | W | L | PCT  | IP   | H  | R | ER | BB | SO | GS | CG | SHO | SV | BBA  | SOA   | MOB  | OPP  |
|------|-----|------|----|---|---|------|------|----|---|----|----|----|----|----|-----|----|------|-------|------|------|
| 2017 | CIN | 1.81 | 31 | 5 | 3 | .625 | 44.2 | 21 | 9 | 9  | 13 | 57 | 0  | 0  | 0   | 6  | 2.62 | 11.49 | 6.85 | .137 |
|      |     | 1.81 | 31 | 5 | 3 | .625 | 44.2 | 21 | 9 | 9  | 13 | 57 | 0  | 0  | 0   | 6  | 2.62 | 11.49 | 6.85 | .137 |

***PEAVY,JAKE***

| YR   | TM  | ERA  | GM  | W  | L  | PCT  | IP     | H    | R   | ER  | BB  | SO   | GS  | CG | SHO | SV | BBA  | SOA   | MOB   | OPP  |
|------|-----|------|-----|----|----|------|--------|------|-----|-----|-----|------|-----|----|-----|----|------|-------|-------|------|
| 2003 | CHI | 4.94 | 9   | 4  | 5  | .444 | 62.0   | 69   | 37  | 34  | 27  | 52   | 9   | 3  | 1   | 0  | 3.92 | 7.55  | 13.94 | .274 |
| 2004 | ATL | 5.13 | 19  | 7  | 9  | .438 | 124.2  | 113  | 76  | 71  | 56  | 94   | 19  | 1  | 0   | 0  | 4.04 | 6.79  | 12.20 | .235 |
| 2005 | ATL | 4.23 | 16  | 9  | 6  | .600 | 132.0  | 94   | 67  | 62  | 53  | 131  | 16  | 11 | 0   | 0  | 3.61 | 8.93  | 10.02 | .194 |
| 2006 | ATL | 2.99 | 17  | 7  | 9  | .438 | 141.1  | 92   | 48  | 47  | 42  | 167  | 17  | 11 | 3   | 0  | 2.67 | 10.63 | 8.53  | .181 |
| 2007 | ATL | 4.29 | 19  | 10 | 8  | .556 | 142.2  | 140  | 72  | 68  | 47  | 156  | 19  | 6  | 1   | 0  | 2.96 | 9.84  | 11.80 | .250 |
| 2008 | CIN | 3.99 | 20  | 10 | 7  | .588 | 146.2  | 107  | 66  | 65  | 64  | 157  | 20  | 6  | 2   | 0  | 3.93 | 9.63  | 10.49 | .198 |
| 2009 | CIN | 3.41 | 16  | 5  | 5  | .500 | 108.1  | 69   | 46  | 41  | 49  | 118  | 16  | 5  | 3   | 0  | 4.07 | 9.80  | 9.80  | .178 |
| 2010 | CIN | 3.20 | 9   | 2  | 2  | .500 | 59.0   | 49   | 21  | 21  | 19  | 74   | 9   | 1  | 0   | 0  | 2.90 | 11.29 | 10.37 | .220 |
| 2011 | CIN | 5.54 | 10  | 4  | 3  | .571 | 52.0   | 56   | 38  | 32  | 20  | 51   | 10  | 1  | 1   | 0  | 3.46 | 8.83  | 13.15 | .267 |
| 2012 | CIN | 4.72 | 10  | 4  | 4  | .500 | 61.0   | 72   | 34  | 32  | 15  | 47   | 10  | 1  | 0   | 0  | 2.21 | 6.93  | 12.84 | .286 |
| 2013 | CIN | 4.40 | 19  | 7  | 5  | .583 | 122.2  | 119  | 61  | 60  | 21  | 126  | 19  | 3  | 1   | 0  | 1.54 | 9.24  | 10.27 | .247 |
| 2014 | CIN | 6.37 | 13  | 5  | 4  | .556 | 70.2   | 88   | 53  | 50  | 25  | 57   | 13  | 1  | 0   | 0  | 3.18 | 7.26  | 14.39 | .297 |
| 2015 | CIN | 4.07 | 19  | 8  | 7  | .533 | 117.1  | 95   | 55  | 53  | 32  | 107  | 19  | 4  | 2   | 0  | 2.45 | 8.21  | 9.74  | .215 |
| 2016 | MIL | 4.45 | 10  | 5  | 5  | .500 | 60.2   | 60   | 32  | 30  | 17  | 40   | 10  | 0  | 0   | 0  | 2.52 | 5.93  | 11.42 | .251 |
| 2017 | MIL | 7.90 | 6   | 1  | 4  | .200 | 27.1   | 37   | 27  | 24  | 11  | 17   | 5   | 0  | 0   | 0  | 3.62 | 5.60  | 15.80 | .315 |
|      |     | 4.35 | 212 | 88 | 83 | .515 | 1428.1 | 1260 | 733 | 690 | 498 | 1394 | 211 | 54 | 14  | 0  | 3.14 | 8.78  | 11.08 | .230 |

***PERALTA,WILY***

| YR   | TM  | ERA  | GM | W | L | PCT  | IP    | H   | R  | ER | BB | SO  | GS | CG | SHO | SV | BBA  | SOA  | MOB   | OPP  |
|------|-----|------|----|---|---|------|-------|-----|----|----|----|-----|----|----|-----|----|------|------|-------|------|
| 2014 | LA  | 0.00 | 0  | 0 | 0 | .000 | 0.0   | 0   | 0  | 0  | 0  | 0   | 0  | 0  | 0   | 0  | 0.00 | 0.00 | 0.00  | .000 |
| 2015 | LA  | 4.24 | 18 | 4 | 7 | .364 | 110.1 | 99  | 55 | 52 | 33 | 73  | 18 | 0  | 0   | 0  | 2.69 | 5.95 | 10.77 | .233 |
| 2016 | LA  | 3.00 | 4  | 0 | 0 | .000 | 9.0   | 10  | 3  | 3  | 3  | 9   | 0  | 0  | 0   | 0  | 3.00 | 9.00 | 13.00 | .274 |
| 2017 | CIN | 5.13 | 12 | 3 | 2 | .600 | 66.2  | 72  | 39 | 38 | 23 | 45  | 12 | 0  | 0   | 0  | 3.11 | 6.08 | 12.83 | .268 |
|      |     | 4.50 | 34 | 7 | 9 | .438 | 186.0 | 181 | 97 | 93 | 59 | 127 | 30 | 0  | 0   | 0  | 2.85 | 6.15 | 11.61 | .248 |

***PERDOMO,LUIS***

| YR   | TM  | ERA  | GM | W | L | PCT  | IP  | H | R | ER | BB | SO | GS | CG | SHO | SV | BBA  | SOA   | MOB   | OPP  |
|------|-----|------|----|---|---|------|-----|---|---|----|----|----|----|----|-----|----|------|-------|-------|------|
| 2017 | PHI | 6.75 | 1  | 0 | 1 | .000 | 5.1 | 8 | 4 | 4  | 1  | 7  | 1  | 0  | 0   | 0  | 1.69 | 11.81 | 15.19 | .337 |
|      |     | 6.75 | 1  | 0 | 1 | .000 | 5.1 | 8 | 4 | 4  | 1  | 7  | 1  | 0  | 0   | 0  | 1.69 | 11.81 | 15.19 | .337 |

***PEREZ,OLIVER***

| YR   | TM  | ERA  | GM | W  | L  | PCT  | IP    | H   | R   | ER  | BB  | SO  | GS | CG | SHO | SV | BBA  | SOA   | MOB   | OPP  |
|------|-----|------|----|----|----|------|-------|-----|-----|-----|-----|-----|----|----|-----|----|------|-------|-------|------|
| 2003 | ATL | 3.80 | 9  | 3  | 4  | .429 | 64.0  | 43  | 31  | 27  | 35  | 56  | 9  | 3  | 1   | 0  | 4.92 | 7.88  | 10.97 | .186 |
| 2004 | ATL | 0.00 | 1  | 0  | 0  | .000 | 1.0   | 0   | 0   | 0   | 0   | 0   | 0  | 0  | 0   | 0  | 0.00 | 0.00  | 0.00  | .000 |
| 2005 | ATL | 4.69 | 17 | 5  | 7  | .417 | 121.0 | 102 | 70  | 63  | 58  | 124 | 17 | 6  | 1   | 0  | 4.31 | 9.22  | 11.90 | .222 |
| 2006 | ATL | 0.00 | 0  | 0  | 0  | .000 | 0.0   | 0   | 0   | 0   | 0   | 0   | 0  | 0  | 0   | 0  | 0.00 | 0.00  | 0.00  | .000 |
| 2007 | ATL | 0.00 | 0  | 0  | 0  | .000 | 0.0   | 0   | 0   | 0   | 0   | 0   | 0  | 0  | 0   | 0  | 0.00 | 0.00  | 0.00  | .000 |
| 2008 | ATL | 3.31 | 17 | 9  | 5  | .643 | 127.2 | 82  | 53  | 47  | 62  | 105 | 17 | 4  | 1   | 0  | 4.37 | 7.40  | 10.15 | .179 |
| 2009 | ATL | 4.26 | 20 | 9  | 4  | .692 | 129.0 | 115 | 64  | 61  | 73  | 132 | 20 | 2  | 1   | 0  | 5.09 | 9.21  | 13.12 | .232 |
| 2010 | ATL | 0.00 | 0  | 0  | 0  | .000 | 0.0   | 0   | 0   | 0   | 0   | 0   | 0  | 0  | 0   | 0  | 0.00 | 0.00  | 0.00  | .000 |
| 2015 | PIT | 2.76 | 13 | 0  | 2  | .000 | 16.1  | 12  | 5   | 5   | 4   | 21  | 0  | 0  | 0   | 0  | 2.20 | 11.57 | 8.82  | .199 |
| 2016 | PIT | 2.38 | 11 | 1  | 1  | .500 | 22.2  | 21  | 6   | 6   | 6   | 20  | 0  | 0  | 0   | 0  | 2.38 | 7.94  | 10.72 | .239 |
| 2017 | PIT | 5.32 | 11 | 0  | 0  | .000 | 22.0  | 17  | 13  | 13  | 11  | 17  | 0  | 0  | 0   | 1  | 4.50 | 6.95  | 11.45 | .208 |
|      |     | 3.97 | 99 | 27 | 23 | .540 | 503.2 | 392 | 242 | 222 | 249 | 475 | 63 | 15 | 4   | 1  | 4.45 | 8.49  | 11.45 | .209 |

***PETIT,YUSMEIRO***

| YR | TM | ERA | GM | W | L | PCT | IP | H | R | ER | BB | SO | GS | CG | SHO | SV | BBA | SOA | MOB | OPP |
|----|----|-----|----|---|---|-----|----|---|---|----|----|----|----|----|-----|----|-----|-----|-----|-----|
|----|----|-----|----|---|---|-----|----|---|---|----|----|----|----|----|-----|----|-----|-----|-----|-----|

BBA=BB per 9 IP SOA=SO per 9 IP MOB=Men on base per 9 IP OPP=Opponents Batting Average (approx)



**DVAL PITCHER REGISTRY**

|      |     |      |    |   |   |       |       |     |    |    |    |     |    |   |   |   |      |      |       |      |
|------|-----|------|----|---|---|-------|-------|-----|----|----|----|-----|----|---|---|---|------|------|-------|------|
| 2009 | LA  | 4.05 | 5  | 2 | 2 | .500  | 40.0  | 45  | 21 | 18 | 11 | 29  | 5  | 1 | 0 | 0 | 2.48 | 6.53 | 12.60 | .276 |
| 2010 | LA  | 0.00 | 0  | 0 | 0 | .000  | 0.0   | 0   | 0  | 0  | 0  | 0   | 0  | 0 | 0 | 0 | 0.00 | 0.00 | 0.00  | .000 |
| 2014 | PHI | 4.56 | 4  | 0 | 3 | .000  | 23.2  | 23  | 15 | 12 | 5  | 25  | 4  | 0 | 0 | 0 | 1.90 | 9.51 | 10.65 | .248 |
| 2015 | STL | 1.24 | 18 | 0 | 2 | .000  | 36.1  | 29  | 5  | 5  | 3  | 40  | 1  | 1 | 0 | 1 | 0.74 | 9.91 | 7.93  | .213 |
| 2016 | SD  | 3.86 | 28 | 3 | 1 | .750  | 42.0  | 51  | 24 | 18 | 7  | 41  | 0  | 0 | 0 | 0 | 1.50 | 8.79 | 12.43 | .292 |
| 2017 | ATL | 4.29 | 16 | 1 | 0 | 1.000 | 21.0  | 26  | 10 | 10 | 5  | 18  | 0  | 0 | 0 | 0 | 2.14 | 7.71 | 13.29 | .296 |
|      |     | 3.48 | 71 | 6 | 8 | .429  | 163.0 | 174 | 75 | 63 | 31 | 153 | 10 | 2 | 0 | 1 | 1.71 | 8.45 | 11.32 | .266 |

***PHELPS,DAVID***

| YR   | TM  | ERA  | GM | W | L | PCT  | IP   | H  | R  | ER | BB | SO | GS | CG | SHO | SV | BBA  | SOA   | MOB   | OPP  |
|------|-----|------|----|---|---|------|------|----|----|----|----|----|----|----|-----|----|------|-------|-------|------|
| 2016 | PIT | 1.59 | 7  | 0 | 1 | .000 | 11.1 | 4  | 2  | 2  | 4  | 10 | 0  | 0  | 0   | 0  | 3.18 | 7.94  | 6.35  | .107 |
| 2017 | PIT | 3.96 | 32 | 3 | 4 | .429 | 50.0 | 36 | 35 | 22 | 25 | 65 | 0  | 0  | 0   | 3  | 4.50 | 11.70 | 10.98 | .196 |
|      |     | 3.52 | 39 | 3 | 5 | .375 | 61.1 | 40 | 37 | 24 | 29 | 75 | 0  | 0  | 0   | 3  | 4.26 | 11.01 | 10.13 | .181 |

***QUACKENBUSH,KEVIN***

| YR   | TM  | ERA  | GM | W | L | PCT  | IP   | H  | R  | ER | BB | SO | GS | CG | SHO | SV | BBA  | SOA   | MOB   | OPP  |
|------|-----|------|----|---|---|------|------|----|----|----|----|----|----|----|-----|----|------|-------|-------|------|
| 2015 | CHI | 3.86 | 17 | 1 | 2 | .333 | 30.1 | 23 | 13 | 13 | 6  | 34 | 0  | 0  | 0   | 1  | 1.78 | 10.09 | 8.60  | .204 |
| 2016 | CHI | 4.50 | 8  | 0 | 0 | .000 | 10.0 | 12 | 5  | 5  | 4  | 5  | 0  | 0  | 0   | 0  | 3.60 | 4.50  | 14.40 | .289 |
| 2017 | STL | 8.33 | 16 | 0 | 0 | .000 | 27.0 | 34 | 25 | 25 | 14 | 19 | 0  | 0  | 0   | 0  | 4.67 | 6.33  | 16.00 | .299 |
|      |     | 5.75 | 41 | 1 | 2 | .333 | 67.1 | 69 | 43 | 43 | 24 | 58 | 0  | 0  | 0   | 1  | 3.21 | 7.75  | 12.43 | .258 |

***RAMOS,A.J.***

| YR   | TM  | ERA  | GM  | W  | L | PCT  | IP    | H  | R  | ER | BB | SO  | GS | CG | SHO | SV | BBA  | SOA  | MOB   | OPP  |
|------|-----|------|-----|----|---|------|-------|----|----|----|----|-----|----|----|-----|----|------|------|-------|------|
| 2014 | ATL | 3.13 | 28  | 3  | 1 | .750 | 31.2  | 20 | 12 | 11 | 12 | 33  | 0  | 0  | 0   | 0  | 3.41 | 9.38 | 9.09  | .176 |
| 2015 | ATL | 3.31 | 26  | 1  | 1 | .500 | 32.2  | 20 | 12 | 12 | 16 | 26  | 0  | 0  | 0   | 0  | 4.41 | 7.16 | 9.92  | .172 |
| 2016 | ATL | 2.70 | 30  | 5  | 3 | .625 | 36.2  | 22 | 13 | 11 | 15 | 30  | 0  | 0  | 0   | 1  | 3.68 | 7.36 | 9.08  | .169 |
| 2017 | ATL | 5.68 | 28  | 2  | 4 | .333 | 31.2  | 24 | 22 | 20 | 20 | 28  | 0  | 0  | 0   | 2  | 5.68 | 7.96 | 12.51 | .204 |
|      |     | 3.66 | 112 | 11 | 9 | .550 | 132.2 | 86 | 59 | 54 | 63 | 117 | 0  | 0  | 0   | 3  | 4.27 | 7.94 | 10.11 | .180 |

***RAMOS,EDUBRAY***

| YR   | TM | ERA  | GM | W | L | PCT   | IP   | H  | R | ER | BB | SO | GS | CG | SHO | SV | BBA  | SOA   | MOB  | OPP  |
|------|----|------|----|---|---|-------|------|----|---|----|----|----|----|----|-----|----|------|-------|------|------|
| 2017 | SD | 1.06 | 12 | 1 | 0 | 1.000 | 17.0 | 12 | 2 | 2  | 4  | 23 | 0  | 0  | 0   | 1  | 2.12 | 12.18 | 8.47 | .193 |
|      |    | 1.06 | 12 | 1 | 0 | 1.000 | 17.0 | 12 | 2 | 2  | 4  | 23 | 0  | 0  | 0   | 1  | 2.12 | 12.18 | 8.47 | .193 |

***RAY,ROBBIE***

| YR   | TM | ERA  | GM | W | L  | PCT  | IP    | H   | R   | ER  | BB | SO  | GS | CG | SHO | SV | BBA  | SOA  | MOB   | OPP  |
|------|----|------|----|---|----|------|-------|-----|-----|-----|----|-----|----|----|-----|----|------|------|-------|------|
| 2016 | SF | 3.04 | 11 | 3 | 2  | .600 | 74.0  | 70  | 25  | 25  | 25 | 71  | 11 | 1  | 1   | 0  | 3.04 | 8.64 | 11.55 | .243 |
| 2017 | SF | 6.73 | 19 | 4 | 10 | .286 | 103.0 | 129 | 77  | 77  | 42 | 111 | 19 | 1  | 1   | 0  | 3.67 | 9.70 | 14.94 | .298 |
|      |    | 5.19 | 30 | 7 | 12 | .368 | 177.0 | 199 | 102 | 102 | 67 | 182 | 30 | 2  | 2   | 0  | 3.41 | 9.25 | 13.53 | .276 |

***REA,COLIN***

| YR   | TM | ERA  | GM | W | L | PCT  | IP   | H  | R  | ER | BB | SO | GS | CG | SHO | SV | BBA  | SOA  | MOB   | OPP  |
|------|----|------|----|---|---|------|------|----|----|----|----|----|----|----|-----|----|------|------|-------|------|
| 2017 | SF | 4.76 | 28 | 0 | 2 | .000 | 58.2 | 74 | 38 | 31 | 19 | 53 | 2  | 0  | 0   | 1  | 2.91 | 8.13 | 14.27 | .300 |
|      |    | 4.76 | 28 | 0 | 2 | .000 | 58.2 | 74 | 38 | 31 | 19 | 53 | 2  | 0  | 0   | 1  | 2.91 | 8.13 | 14.27 | .300 |

***REED,ADDISON***

| YR   | TM  | ERA  | GM | W | L | PCT   | IP   | H  | R  | ER | BB | SO  | GS | CG | SHO | SV | BBA  | SOA   | MOB   | OPP  |
|------|-----|------|----|---|---|-------|------|----|----|----|----|-----|----|----|-----|----|------|-------|-------|------|
| 2015 | PHI | 6.20 | 11 | 0 | 0 | .000  | 20.1 | 20 | 14 | 14 | 3  | 21  | 0  | 0  | 0   | 3  | 1.33 | 9.30  | 10.18 | .250 |
| 2016 | WAS | 2.25 | 25 | 1 | 0 | 1.000 | 32.0 | 19 | 8  | 8  | 5  | 33  | 0  | 0  | 0   | 0  | 1.41 | 9.28  | 6.75  | .168 |
| 2017 | WAS | 2.00 | 38 | 3 | 2 | .600  | 45.0 | 23 | 10 | 10 | 5  | 50  | 0  | 0  | 0   | 0  | 1.00 | 10.00 | 5.60  | .148 |
|      |     | 2.96 | 74 | 4 | 2 | .667  | 97.1 | 62 | 32 | 32 | 13 | 104 | 0  | 0  | 0   | 3  | 1.20 | 9.62  | 6.93  | .178 |

***REYES,ALEX***

| YR   | TM | ERA  | GM | W | L | PCT   | IP   | H  | R | ER | BB | SO | GS | CG | SHO | SV | BBA  | SOA  | MOB  | OPP  |
|------|----|------|----|---|---|-------|------|----|---|----|----|----|----|----|-----|----|------|------|------|------|
| 2017 | SD | 2.28 | 13 | 4 | 0 | 1.000 | 27.2 | 14 | 7 | 7  | 14 | 30 | 3  | 0  | 0   | 0  | 4.55 | 9.76 | 9.11 | .146 |
|      |    | 2.28 | 13 | 4 | 0 | 1.000 | 27.2 | 14 | 7 | 7  | 14 | 30 | 3  | 0  | 0   | 0  | 4.55 | 9.76 | 9.11 | .146 |

BBA=BB per 9 IP SOA=SO per 9 IP MOB=Men on base per 9 IP OPP=Opponents Batting Average (approx)

DVAL PITCHER REGISTRY

*RICHARD,CLAYTON*

| YR   | TM  | ERA   | GM | W  | L  | PCT  | IP    | H   | R   | ER  | BB  | SO  | GS | CG | SHO | SV | BBA  | SOA  | MOB   | OPP  |
|------|-----|-------|----|----|----|------|-------|-----|-----|-----|-----|-----|----|----|-----|----|------|------|-------|------|
| 2010 | ATL | 3.63  | 15 | 5  | 5  | .500 | 89.1  | 73  | 41  | 36  | 51  | 67  | 15 | 0  | 0   | 0  | 5.14 | 6.75 | 12.49 | .217 |
| 2011 | ATL | 4.03  | 19 | 5  | 9  | .357 | 116.0 | 102 | 55  | 52  | 42  | 91  | 19 | 1  | 0   | 0  | 3.26 | 7.06 | 11.17 | .230 |
| 2012 | ATL | 4.00  | 7  | 1  | 2  | .333 | 45.0  | 36  | 20  | 20  | 12  | 41  | 7  | 0  | 0   | 0  | 2.40 | 8.20 | 9.60  | .213 |
| 2013 | ATL | 4.74  | 19 | 3  | 12 | .200 | 125.1 | 141 | 72  | 66  | 29  | 86  | 19 | 2  | 0   | 0  | 2.08 | 6.18 | 12.21 | .276 |
| 2014 | ATL | 11.70 | 7  | 0  | 0  | .000 | 10.0  | 23  | 13  | 13  | 3   | 5   | 0  | 0  | 0   | 0  | 2.70 | 4.50 | 23.40 | .438 |
| 2017 | CIN | 3.62  | 9  | 3  | 1  | .750 | 37.1  | 32  | 15  | 15  | 11  | 20  | 5  | 0  | 0   | 0  | 2.65 | 4.82 | 10.37 | .225 |
|      |     | 4.30  | 76 | 17 | 29 | .370 | 423.0 | 407 | 216 | 202 | 148 | 310 | 65 | 3  | 0   | 0  | 3.15 | 6.60 | 11.81 | .246 |

*RIVERO,FELIPE*

| YR   | TM | ERA  | GM | W | L | PCT  | IP   | H  | R  | ER | BB | SO | GS | CG | SHO | SV | BBA  | SOA   | MOB   | OPP  |
|------|----|------|----|---|---|------|------|----|----|----|----|----|----|----|-----|----|------|-------|-------|------|
| 2016 | LA | 3.91 | 14 | 1 | 2 | .333 | 25.1 | 21 | 11 | 11 | 5  | 20 | 0  | 0  | 0   | 1  | 1.78 | 7.11  | 9.24  | .219 |
| 2017 | LA | 6.75 | 26 | 0 | 0 | .000 | 38.2 | 58 | 38 | 29 | 18 | 48 | 0  | 0  | 0   | 1  | 4.19 | 11.17 | 17.69 | .337 |
|      |    | 5.63 | 40 | 1 | 2 | .333 | 64.0 | 79 | 49 | 40 | 23 | 68 | 0  | 0  | 0   | 2  | 3.23 | 9.56  | 14.34 | .295 |

*ROARK,TANNER*

| YR   | TM  | ERA  | GM | W  | L | PCT  | IP    | H   | R   | ER | BB | SO  | GS | CG | SHO | SV | BBA  | SOA   | MOB   | OPP  |
|------|-----|------|----|----|---|------|-------|-----|-----|----|----|-----|----|----|-----|----|------|-------|-------|------|
| 2014 | WAS | 4.15 | 33 | 1  | 1 | .500 | 30.1  | 27  | 15  | 14 | 9  | 30  | 0  | 0  | 0   | 1  | 2.67 | 8.90  | 10.68 | .232 |
| 2015 | WAS | 1.97 | 18 | 10 | 4 | .714 | 114.1 | 72  | 25  | 25 | 24 | 81  | 18 | 3  | 1   | 0  | 1.89 | 6.38  | 7.56  | .176 |
| 2016 | WAS | 6.35 | 11 | 0  | 0 | .000 | 22.2  | 23  | 16  | 16 | 5  | 26  | 0  | 0  | 0   | 0  | 1.99 | 10.32 | 11.12 | .256 |
| 2017 | WAS | 3.19 | 19 | 7  | 4 | .636 | 124.0 | 89  | 47  | 44 | 40 | 110 | 19 | 0  | 0   | 0  | 2.90 | 7.98  | 9.36  | .196 |
|      |     | 3.06 | 81 | 18 | 9 | .667 | 291.1 | 211 | 103 | 99 | 78 | 247 | 37 | 3  | 1   | 1  | 2.41 | 7.63  | 8.93  | .197 |

*ROBLES,HANSEL*

| YR   | TM  | ERA  | GM | W | L | PCT   | IP   | H  | R  | ER | BB | SO | GS | CG | SHO | SV | BBA  | SOA   | MOB   | OPP  |
|------|-----|------|----|---|---|-------|------|----|----|----|----|----|----|----|-----|----|------|-------|-------|------|
| 2016 | MIL | 2.42 | 24 | 1 | 0 | 1.000 | 26.0 | 18 | 8  | 7  | 8  | 36 | 0  | 0  | 0   | 0  | 2.77 | 12.46 | 9.00  | .190 |
| 2017 | MIL | 5.40 | 25 | 1 | 1 | .500  | 40.0 | 41 | 25 | 24 | 19 | 30 | 0  | 0  | 0   | 0  | 4.28 | 6.75  | 13.50 | .258 |
|      |     | 4.23 | 49 | 2 | 1 | .667  | 66.0 | 59 | 33 | 31 | 27 | 66 | 0  | 0  | 0   | 0  | 3.68 | 9.00  | 11.73 | .233 |

*RODNEY,FERNANDO*

| YR   | TM | ERA  | GM | W | L | PCT  | IP   | H  | R  | ER | BB | SO | GS | CG | SHO | SV | BBA  | SOA   | MOB   | OPP  |
|------|----|------|----|---|---|------|------|----|----|----|----|----|----|----|-----|----|------|-------|-------|------|
| 2016 | SF | 5.00 | 40 | 1 | 1 | .500 | 36.0 | 38 | 20 | 20 | 19 | 41 | 0  | 0  | 0   | 0  | 4.75 | 10.25 | 14.25 | .264 |
| 2017 | SF | 4.78 | 30 | 5 | 7 | .417 | 37.2 | 29 | 26 | 20 | 26 | 45 | 0  | 0  | 0   | 9  | 6.21 | 10.75 | 13.14 | .207 |
|      |    | 4.89 | 70 | 6 | 8 | .429 | 73.2 | 67 | 46 | 40 | 45 | 86 | 0  | 0  | 0   | 9  | 5.50 | 10.51 | 13.68 | .236 |

*RODRIGUEZ,FRANCISCO*

| YR   | TM  | ERA  | GM  | W | L  | PCT   | IP    | H   | R   | ER | BB  | SO  | GS | CG | SHO | SV | BBA  | SOA   | MOB   | OPP  |
|------|-----|------|-----|---|----|-------|-------|-----|-----|----|-----|-----|----|----|-----|----|------|-------|-------|------|
| 2010 | CHI | 6.19 | 30  | 1 | 2  | .333  | 36.1  | 37  | 27  | 25 | 21  | 44  | 0  | 0  | 0   | 1  | 5.20 | 10.90 | 14.37 | .257 |
| 2011 | CHI | 2.96 | 20  | 0 | 1  | .000  | 27.1  | 15  | 9   | 9  | 11  | 26  | 0  | 0  | 0   | 0  | 3.62 | 8.56  | 8.56  | .157 |
| 2012 | CHI | 2.43 | 22  | 0 | 1  | .000  | 33.1  | 22  | 11  | 9  | 13  | 37  | 0  | 0  | 0   | 0  | 3.51 | 9.99  | 9.45  | .183 |
| 2013 | CHI | 3.86 | 28  | 1 | 2  | .333  | 42.0  | 32  | 19  | 18 | 19  | 50  | 0  | 0  | 0   | 2  | 4.07 | 10.71 | 10.93 | .205 |
| 2014 | CHI | 4.30 | 13  | 1 | 1  | .500  | 23.0  | 20  | 12  | 11 | 5   | 30  | 0  | 0  | 0   | 0  | 1.96 | 11.74 | 9.78  | .228 |
| 2015 | CHI | 1.73 | 19  | 1 | 0  | 1.000 | 26.0  | 14  | 5   | 5  | 11  | 28  | 0  | 0  | 0   | 1  | 3.81 | 9.69  | 8.65  | .154 |
| 2016 | CHI | 1.91 | 23  | 3 | 1  | .750  | 33.0  | 20  | 7   | 7  | 8   | 47  | 0  | 0  | 0   | 7  | 2.18 | 12.82 | 7.64  | .170 |
| 2017 | CHI | 3.18 | 20  | 0 | 2  | .000  | 34.0  | 20  | 14  | 12 | 18  | 24  | 0  | 0  | 0   | 3  | 4.76 | 6.35  | 10.06 | .166 |
|      |     | 3.39 | 175 | 7 | 10 | .412  | 255.0 | 180 | 104 | 96 | 106 | 286 | 0  | 0  | 0   | 14 | 3.74 | 10.09 | 10.09 | .193 |

*ROMO,SERGIO*

| YR   | TM  | ERA  | GM | W | L | PCT   | IP   | H  | R  | ER | BB | SO | GS | CG | SHO | SV | BBA  | SOA   | MOB  | OPP  |
|------|-----|------|----|---|---|-------|------|----|----|----|----|----|----|----|-----|----|------|-------|------|------|
| 2009 | STL | 2.41 | 23 | 4 | 1 | .800  | 18.2 | 10 | 5  | 5  | 4  | 15 | 0  | 0  | 0   | 0  | 1.93 | 7.23  | 6.75 | .154 |
| 2010 | STL | 2.70 | 16 | 0 | 0 | .000  | 20.0 | 12 | 7  | 6  | 8  | 22 | 0  | 0  | 0   | 1  | 3.60 | 9.90  | 9.00 | .169 |
| 2011 | STL | 2.60 | 39 | 0 | 1 | .000  | 34.2 | 19 | 10 | 10 | 10 | 40 | 0  | 0  | 0   | 33 | 2.60 | 10.38 | 7.53 | .157 |
| 2012 | STL | 3.04 | 28 | 9 | 0 | 1.000 | 26.2 | 23 | 9  | 9  | 2  | 37 | 0  | 0  | 0   | 0  | 0.68 | 12.49 | 8.44 | .226 |
| 2013 | STL | 2.56 | 34 | 5 | 4 | .556  | 31.2 | 22 | 10 | 9  | 9  | 46 | 0  | 0  | 0   | 8  | 2.56 | 13.07 | 8.81 | .191 |

BBA=BB per 9 IP SOA=SO per 9 IP MOB=Men on base per 9 IP OPP=Opponents Batting Average (approx)

**DVAL PITCHER REGISTRY**

|      |     |      |     |    |    |       |       |     |    |    |    |     |   |   |   |    |      |       |       |      |
|------|-----|------|-----|----|----|-------|-------|-----|----|----|----|-----|---|---|---|----|------|-------|-------|------|
| 2014 | STL | 5.23 | 26  | 2  | 3  | .400  | 31.0  | 28  | 18 | 18 | 9  | 37  | 0 | 0 | 0 | 1  | 2.61 | 10.74 | 10.74 | .234 |
| 2015 | SD  | 1.89 | 29  | 3  | 0  | 1.000 | 33.1  | 28  | 11 | 7  | 8  | 38  | 0 | 0 | 0 | 0  | 2.16 | 10.26 | 9.72  | .222 |
| 2016 | SD  | 3.69 | 26  | 5  | 2  | .714  | 31.2  | 29  | 14 | 13 | 5  | 43  | 0 | 0 | 0 | 0  | 1.42 | 12.22 | 9.66  | .237 |
| 2017 | SD  | 1.50 | 17  | 1  | 2  | .333  | 18.0  | 11  | 3  | 3  | 4  | 17  | 0 | 0 | 0 | 0  | 2.00 | 8.50  | 7.50  | .172 |
|      |     | 2.93 | 238 | 29 | 13 | .690  | 245.2 | 182 | 87 | 80 | 59 | 295 | 0 | 0 | 0 | 43 | 2.16 | 10.81 | 8.83  | .201 |

**RONDON,HECTOR**

| YR   | TM | ERA  | GM | W  | L | PCT   | IP    | H  | R  | ER | BB | SO  | GS | CG | SHO | SV | BBA  | SOA   | MOB  | OPP  |
|------|----|------|----|----|---|-------|-------|----|----|----|----|-----|----|----|-----|----|------|-------|------|------|
| 2015 | SD | 5.19 | 32 | 3  | 5 | .375  | 34.2  | 26 | 20 | 20 | 12 | 37  | 0  | 0  | 0   | 19 | 3.12 | 9.61  | 9.87 | .203 |
| 2016 | SD | 3.38 | 35 | 5  | 2 | .714  | 40.0  | 34 | 17 | 15 | 10 | 43  | 0  | 0  | 0   | 21 | 2.25 | 9.68  | 9.90 | .224 |
| 2017 | SD | 1.80 | 22 | 3  | 0 | 1.000 | 30.0  | 20 | 6  | 6  | 4  | 40  | 0  | 0  | 0   | 1  | 1.20 | 12.00 | 7.20 | .184 |
|      |    | 3.53 | 89 | 11 | 7 | .611  | 104.2 | 80 | 43 | 41 | 26 | 120 | 0  | 0  | 0   | 41 | 2.24 | 10.32 | 9.11 | .206 |

**ROSENTHAL,TREVOR**

| YR   | TM | ERA  | GM  | W | L | PCT  | IP    | H   | R  | ER | BB | SO  | GS | CG | SHO | SV | BBA  | SOA   | MOB   | OPP  |
|------|----|------|-----|---|---|------|-------|-----|----|----|----|-----|----|----|-----|----|------|-------|-------|------|
| 2014 | SF | 1.84 | 39  | 5 | 2 | .714 | 44.0  | 16  | 10 | 9  | 19 | 47  | 0  | 0  | 0   | 12 | 3.89 | 9.61  | 7.16  | .110 |
| 2015 | SF | 3.12 | 31  | 0 | 4 | .000 | 34.2  | 26  | 14 | 12 | 16 | 37  | 0  | 0  | 0   | 11 | 4.15 | 9.61  | 10.90 | .203 |
| 2016 | SF | 2.70 | 32  | 2 | 1 | .667 | 40.0  | 27  | 12 | 12 | 17 | 46  | 0  | 0  | 0   | 17 | 3.83 | 10.35 | 9.90  | .186 |
| 2017 | SF | 8.72 | 26  | 0 | 1 | .000 | 21.2  | 39  | 21 | 21 | 10 | 19  | 0  | 0  | 0   | 1  | 4.15 | 7.89  | 20.35 | .379 |
|      |    | 3.46 | 128 | 7 | 8 | .467 | 140.1 | 108 | 57 | 54 | 62 | 149 | 0  | 0  | 0   | 41 | 3.98 | 9.56  | 10.90 | .207 |

**ROSS,JOE**

| YR   | TM  | ERA  | GM | W | L | PCT  | IP    | H  | R  | ER | BB | SO | GS | CG | SHO | SV | BBA  | SOA  | MOB   | OPP  |
|------|-----|------|----|---|---|------|-------|----|----|----|----|----|----|----|-----|----|------|------|-------|------|
| 2016 | STL | 7.33 | 7  | 3 | 3 | .500 | 43.0  | 43 | 36 | 35 | 16 | 40 | 7  | 0  | 0   | 0  | 3.35 | 8.37 | 12.35 | .253 |
| 2017 | STL | 2.38 | 11 | 5 | 2 | .714 | 72.0  | 53 | 19 | 19 | 16 | 59 | 11 | 1  | 1   | 0  | 2.00 | 7.38 | 8.63  | .200 |
|      |     | 4.23 | 18 | 8 | 5 | .615 | 115.0 | 96 | 55 | 54 | 32 | 99 | 18 | 1  | 1   | 0  | 2.50 | 7.75 | 10.02 | .221 |

**ROSS,TYSON**

| YR   | TM  | ERA  | GM | W  | L  | PCT  | IP    | H   | R   | ER | BB  | SO  | GS | CG | SHO | SV | BBA  | SOA  | MOB   | OPP  |
|------|-----|------|----|----|----|------|-------|-----|-----|----|-----|-----|----|----|-----|----|------|------|-------|------|
| 2014 | WAS | 3.36 | 32 | 3  | 4  | .429 | 72.1  | 54  | 33  | 27 | 30  | 72  | 6  | 0  | 0   | 0  | 3.73 | 8.96 | 10.45 | .202 |
| 2015 | WAS | 3.19 | 18 | 6  | 5  | .545 | 113.0 | 75  | 41  | 40 | 40  | 113 | 18 | 2  | 0   | 0  | 3.19 | 9.00 | 9.16  | .184 |
| 2016 | WAS | 2.54 | 17 | 8  | 5  | .615 | 113.1 | 73  | 41  | 32 | 34  | 119 | 17 | 3  | 3   | 0  | 2.70 | 9.45 | 8.50  | .179 |
| 2017 | WAS | 0.00 | 0  | 0  | 0  | .000 | 0.0   | 0   | 0   | 0  | 0   | 0   | 0  | 0  | 0   | 0  | 0.00 | 0.00 | 0.00  | .000 |
|      |     | 2.98 | 67 | 17 | 14 | .548 | 298.2 | 202 | 115 | 99 | 104 | 304 | 41 | 5  | 3   | 0  | 3.13 | 9.16 | 9.22  | .187 |

**RYU,HYUN-JIN**

| YR   | TM  | ERA  | GM | W  | L | PCT  | IP    | H   | R  | ER | BB | SO  | GS | CG | SHO | SV | BBA  | SOA  | MOB   | OPP  |
|------|-----|------|----|----|---|------|-------|-----|----|----|----|-----|----|----|-----|----|------|------|-------|------|
| 2014 | STL | 3.30 | 16 | 10 | 4 | .714 | 106.1 | 85  | 40 | 39 | 35 | 98  | 16 | 4  | 1   | 0  | 2.96 | 8.29 | 10.16 | .213 |
| 2015 | STL | 2.97 | 11 | 4  | 5 | .444 | 88.0  | 72  | 29 | 29 | 11 | 84  | 11 | 7  | 1   | 0  | 1.13 | 8.59 | 8.49  | .217 |
| 2016 | STL | 0.00 | 0  | 0  | 0 | .000 | 0.0   | 0   | 0  | 0  | 0  | 0   | 0  | 0  | 0   | 0  | 0.00 | 0.00 | 0.00  | .000 |
| 2017 | STL | 0.00 | 0  | 0  | 0 | .000 | 0.0   | 0   | 0  | 0  | 0  | 0   | 0  | 0  | 0   | 0  | 0.00 | 0.00 | 0.00  | .000 |
|      |     | 3.15 | 27 | 14 | 9 | .609 | 194.1 | 157 | 69 | 68 | 46 | 182 | 27 | 11 | 2   | 0  | 2.13 | 8.43 | 9.40  | .215 |

**RZEP CZYNSKI,MARC**

| YR   | TM  | ERA  | GM | W | L | PCT   | IP   | H  | R  | ER | BB | SO | GS | CG | SHO | SV | BBA  | SOA  | MOB   | OPP  |
|------|-----|------|----|---|---|-------|------|----|----|----|----|----|----|----|-----|----|------|------|-------|------|
| 2012 | MIL | 2.40 | 22 | 2 | 1 | .667  | 30.0 | 21 | 8  | 8  | 15 | 28 | 0  | 0  | 0   | 0  | 4.50 | 8.40 | 10.80 | .192 |
| 2013 | MIL | 3.31 | 12 | 0 | 0 | .000  | 16.1 | 20 | 6  | 6  | 2  | 12 | 0  | 0  | 0   | 0  | 1.10 | 6.61 | 12.12 | .293 |
| 2017 | STL | 3.54 | 23 | 1 | 0 | 1.000 | 28.0 | 21 | 11 | 11 | 7  | 30 | 0  | 0  | 0   | 0  | 2.25 | 9.64 | 9.00  | .203 |
|      |     | 3.03 | 57 | 3 | 1 | .750  | 74.1 | 62 | 25 | 25 | 24 | 70 | 0  | 0  | 0   | 0  | 2.91 | 8.48 | 10.41 | .220 |

**SALAS,FERNANDO**

| YR   | TM  | ERA  | GM | W | L | PCT  | IP   | H  | R  | ER | BB | SO | GS | CG | SHO | SV | BBA  | SOA   | MOB   | OPP  |
|------|-----|------|----|---|---|------|------|----|----|----|----|----|----|----|-----|----|------|-------|-------|------|
| 2011 | ATL | 1.72 | 13 | 1 | 1 | .500 | 15.2 | 11 | 3  | 3  | 5  | 15 | 0  | 0  | 0   | 0  | 2.87 | 8.62  | 9.19  | .192 |
| 2012 | WAS | 1.64 | 38 | 2 | 2 | .500 | 44.0 | 25 | 9  | 8  | 7  | 59 | 0  | 0  | 0   | 2  | 1.43 | 12.07 | 6.55  | .161 |
| 2013 | NYM | 5.03 | 23 | 0 | 0 | .000 | 34.0 | 39 | 19 | 19 | 12 | 34 | 0  | 0  | 0   | 0  | 3.18 | 9.00  | 13.50 | .280 |
| 2017 | PHI | 3.15 | 27 | 0 | 1 | .000 | 40.0 | 35 | 15 | 14 | 13 | 41 | 0  | 0  | 0   | 2  | 2.93 | 9.23  | 10.80 | .229 |

BBA=BB per 9 IP SOA=SO per 9 IP MOB=Men on base per 9 IP OPP=Opponents Batting Average (approx)

**DVAL PITCHER REGISTRY**

2.96 101 3 4 .429 133.2 110 46 44 37 149 0 0 0 4 2.49 10.03 9.90 .218

**SAMARDZIJA,JEFF**

| YR   | TM  | ERA  | GM  | W  | L  | PCT  | IP    | H   | R   | ER  | BB  | SO  | GS | CG | SHO | SV | BBA  | SOA  | MOB   | OPP  |
|------|-----|------|-----|----|----|------|-------|-----|-----|-----|-----|-----|----|----|-----|----|------|------|-------|------|
| 2009 | CHI | 5.93 | 9   | 1  | 1  | .500 | 13.2  | 13  | 9   | 9   | 8   | 14  | 0  | 0  | 0   | 0  | 5.27 | 9.22 | 13.83 | .244 |
| 2010 | CHI | 0.00 | 0   | 0  | 0  | .000 | 0.0   | 0   | 0   | 0   | 0   | 0   | 0  | 0  | 0   | 0  | 0.00 | 0.00 | 0.00  | .000 |
| 2012 | PIT | 1.85 | 24  | 2  | 1  | .667 | 34.0  | 18  | 7   | 7   | 15  | 28  | 0  | 0  | 0   | 0  | 3.97 | 7.41 | 8.74  | .152 |
| 2013 | PIT | 4.68 | 15  | 5  | 6  | .455 | 98.0  | 99  | 55  | 51  | 42  | 90  | 15 | 2  | 1   | 0  | 3.86 | 8.27 | 12.95 | .255 |
| 2014 | PIT | 4.00 | 16  | 6  | 8  | .429 | 119.1 | 130 | 62  | 53  | 38  | 132 | 16 | 5  | 2   | 0  | 2.87 | 9.96 | 12.67 | .270 |
| 2015 | PIT | 4.11 | 18  | 7  | 6  | .538 | 127.0 | 115 | 60  | 58  | 20  | 141 | 18 | 3  | 1   | 0  | 1.42 | 9.99 | 9.57  | .235 |
| 2016 | PIT | 3.50 | 19  | 4  | 10 | .286 | 123.1 | 116 | 55  | 48  | 29  | 84  | 19 | 2  | 2   | 0  | 2.12 | 6.13 | 10.58 | .242 |
| 2017 | PIT | 5.26 | 19  | 7  | 8  | .467 | 118.0 | 122 | 73  | 69  | 36  | 108 | 19 | 2  | 1   | 0  | 2.75 | 8.24 | 12.05 | .260 |
|      |     | 4.19 | 120 | 32 | 40 | .444 | 633.1 | 613 | 321 | 295 | 188 | 597 | 87 | 14 | 7   | 0  | 2.67 | 8.48 | 11.38 | .247 |

**SANCHEZ,ANIBAL**

| YR   | TM  | ERA  | GM  | W  | L  | PCT  | IP    | H   | R   | ER  | BB  | SO  | GS  | CG | SHO | SV | BBA  | SOA   | MOB   | OPP  |
|------|-----|------|-----|----|----|------|-------|-----|-----|-----|-----|-----|-----|----|-----|----|------|-------|-------|------|
| 2007 | PHI | 2.75 | 10  | 7  | 1  | .875 | 72.0  | 47  | 23  | 22  | 27  | 60  | 10  | 2  | 2   | 0  | 3.38 | 7.50  | 9.25  | .181 |
| 2008 | CHI | 0.00 | 0   | 0  | 0  | .000 | 0.0   | 0   | 0   | 0   | 0   | 0   | 0   | 0  | 0   | 0  | 0.00 | 0.00  | 0.00  | .000 |
| 2009 | CHI | 0.00 | 0   | 0  | 0  | .000 | 0.0   | 0   | 0   | 0   | 0   | 0   | 0   | 0  | 0   | 0  | 0.00 | 0.00  | 0.00  | .000 |
| 2010 | CHI | 6.21 | 9   | 3  | 4  | .429 | 42.0  | 50  | 32  | 29  | 33  | 36  | 9   | 0  | 0   | 0  | 7.07 | 7.71  | 17.79 | .288 |
| 2011 | WAS | 2.71 | 19  | 8  | 5  | .615 | 113.0 | 80  | 35  | 34  | 34  | 98  | 19  | 1  | 0   | 0  | 2.71 | 7.81  | 9.08  | .194 |
| 2012 | WAS | 4.47 | 19  | 8  | 8  | .500 | 112.2 | 118 | 57  | 56  | 39  | 101 | 19  | 1  | 0   | 0  | 3.12 | 8.07  | 12.54 | .262 |
| 2013 | WAS | 3.90 | 18  | 7  | 3  | .700 | 113.0 | 102 | 50  | 49  | 22  | 99  | 18  | 6  | 2   | 0  | 1.75 | 7.88  | 9.88  | .234 |
| 2014 | WAS | 2.97 | 17  | 6  | 6  | .500 | 106.0 | 67  | 39  | 35  | 29  | 129 | 17  | 2  | 1   | 0  | 2.46 | 10.95 | 8.15  | .176 |
| 2015 | WAS | 3.08 | 11  | 7  | 2  | .778 | 73.0  | 58  | 25  | 25  | 24  | 84  | 11  | 1  | 0   | 0  | 2.96 | 10.36 | 10.11 | .212 |
| 2016 | WAS | 0.00 | 0   | 0  | 0  | .000 | 0.0   | 0   | 0   | 0   | 0   | 0   | 0   | 0  | 0   | 0  | 0.00 | 0.00  | 0.00  | .000 |
| 2017 | MIL | 6.58 | 12  | 0  | 7  | .000 | 64.1  | 80  | 49  | 47  | 29  | 58  | 9   | 0  | 0   | 0  | 4.06 | 8.11  | 15.25 | .297 |
|      |     | 3.84 | 115 | 46 | 36 | .561 | 696.0 | 602 | 310 | 297 | 237 | 665 | 112 | 13 | 5   | 0  | 3.06 | 8.60  | 10.85 | .227 |

**SANTANA,ERVIN**

| YR   | TM  | ERA  | GM | W  | L  | PCT  | IP    | H   | R   | ER  | BB | SO  | GS | CG | SHO | SV | BBA  | SOA  | MOB   | OPP  |
|------|-----|------|----|----|----|------|-------|-----|-----|-----|----|-----|----|----|-----|----|------|------|-------|------|
| 2015 | NYM | 4.47 | 18 | 5  | 7  | .417 | 108.2 | 101 | 54  | 54  | 37 | 87  | 18 | 2  | 0   | 0  | 3.06 | 7.21 | 11.43 | .240 |
| 2016 | NYM | 4.09 | 6  | 2  | 2  | .500 | 33.0  | 37  | 16  | 15  | 15 | 26  | 6  | 0  | 0   | 0  | 4.09 | 7.09 | 14.18 | .275 |
| 2017 | NYM | 3.42 | 17 | 9  | 4  | .692 | 110.2 | 79  | 42  | 42  | 34 | 91  | 17 | 2  | 2   | 0  | 2.77 | 7.40 | 9.19  | .195 |
|      |     | 3.96 | 41 | 16 | 13 | .552 | 252.1 | 217 | 112 | 111 | 86 | 204 | 41 | 4  | 2   | 0  | 3.07 | 7.28 | 10.81 | .226 |

**SCHERZER,MAX**

| YR   | TM  | ERA  | GM  | W  | L  | PCT  | IP    | H   | R   | ER  | BB  | SO   | GS  | CG | SHO | SV | BBA  | SOA   | MOB   | OPP  |
|------|-----|------|-----|----|----|------|-------|-----|-----|-----|-----|------|-----|----|-----|----|------|-------|-------|------|
| 2009 | CHI | 5.94 | 11  | 0  | 2  | .000 | 16.2  | 18  | 11  | 11  | 9   | 17   | 0   | 0  | 0   | 0  | 4.86 | 9.18  | 14.58 | .268 |
| 2010 | CHI | 3.69 | 17  | 8  | 3  | .727 | 83.0  | 75  | 35  | 34  | 39  | 72   | 17  | 0  | 0   | 0  | 4.23 | 7.81  | 12.36 | .234 |
| 2011 | CHI | 3.74 | 18  | 10 | 5  | .667 | 106.0 | 88  | 45  | 44  | 36  | 106  | 18  | 0  | 0   | 0  | 3.06 | 9.00  | 10.53 | .220 |
| 2012 | CHI | 3.98 | 19  | 7  | 5  | .583 | 113.0 | 102 | 58  | 50  | 55  | 115  | 19  | 0  | 0   | 0  | 4.38 | 9.16  | 12.50 | .234 |
| 2013 | CHI | 2.81 | 19  | 6  | 6  | .500 | 109.0 | 79  | 36  | 34  | 39  | 117  | 19  | 0  | 0   | 0  | 3.22 | 9.66  | 9.74  | .197 |
| 2014 | CHI | 4.23 | 19  | 6  | 9  | .400 | 123.1 | 91  | 62  | 58  | 54  | 138  | 19  | 0  | 0   | 0  | 3.94 | 10.07 | 10.58 | .200 |
| 2015 | CHI | 3.02 | 19  | 8  | 4  | .667 | 128.0 | 94  | 43  | 43  | 45  | 150  | 19  | 1  | 1   | 0  | 3.16 | 10.55 | 9.77  | .199 |
| 2016 | CHI | 4.00 | 19  | 4  | 8  | .333 | 123.2 | 98  | 61  | 55  | 21  | 158  | 19  | 2  | 2   | 0  | 1.53 | 11.50 | 8.66  | .212 |
| 2017 | CHI | 4.22 | 20  | 10 | 4  | .714 | 130.0 | 99  | 67  | 61  | 36  | 146  | 20  | 3  | 1   | 0  | 2.49 | 10.11 | 9.35  | .205 |
|      |     | 3.76 | 161 | 59 | 46 | .562 | 932.2 | 744 | 418 | 390 | 334 | 1019 | 150 | 6  | 4   | 0  | 3.22 | 9.83  | 10.40 | .213 |

**SCHUGEL,A.J.**

| YR   | TM  | ERA  | GM | W | L | PCT  | IP   | H  | R  | ER | BB | SO | GS | CG | SHO | SV | BBA  | SOA  | MOB   | OPP  |
|------|-----|------|----|---|---|------|------|----|----|----|----|----|----|----|-----|----|------|------|-------|------|
| 2017 | PHI | 3.00 | 23 | 2 | 1 | .667 | 30.0 | 27 | 11 | 10 | 10 | 33 | 0  | 0  | 0   | 0  | 3.00 | 9.90 | 11.10 | .234 |
|      |     | 3.00 | 23 | 2 | 1 | .667 | 30.0 | 27 | 11 | 10 | 10 | 33 | 0  | 0  | 0   | 0  | 3.00 | 9.90 | 11.10 | .234 |

BBA=BB per 9 IP SOA=SO per 9 IP MOB=Men on base per 9 IP OPP=Opponents Batting Average (approx)

**DVAL PITCHER REGISTRY**

**SHAW,BRYAN**

| YR   | TM  | ERA  | GM  | W  | L | PCT   | IP    | H   | R  | ER | BB | SO  | GS | CG | SHO | SV | BBA  | SOA   | MOB   | OPP  |
|------|-----|------|-----|----|---|-------|-------|-----|----|----|----|-----|----|----|-----|----|------|-------|-------|------|
| 2012 | CIN | 2.53 | 12  | 1  | 0 | 1.000 | 10.2  | 5   | 5  | 3  | 5  | 15  | 0  | 0  | 0   | 0  | 4.22 | 12.66 | 8.44  | .137 |
| 2013 | CIN | 7.39 | 27  | 0  | 0 | .000  | 28.0  | 37  | 23 | 23 | 13 | 10  | 0  | 0  | 0   | 0  | 4.18 | 3.21  | 16.07 | .309 |
| 2014 | CIN | 4.14 | 35  | 1  | 0 | 1.000 | 41.1  | 35  | 19 | 19 | 11 | 40  | 0  | 0  | 0   | 0  | 2.40 | 8.71  | 10.02 | .223 |
| 2015 | CIN | 1.91 | 32  | 5  | 1 | .833  | 42.1  | 23  | 10 | 9  | 9  | 25  | 0  | 0  | 0   | 0  | 1.91 | 5.31  | 6.80  | .156 |
| 2016 | CIN | 2.34 | 24  | 1  | 4 | .200  | 34.2  | 18  | 10 | 9  | 8  | 31  | 0  | 0  | 0   | 0  | 2.08 | 8.05  | 6.75  | .150 |
| 2017 | NYM | 2.13 | 20  | 3  | 0 | 1.000 | 25.1  | 13  | 7  | 6  | 6  | 29  | 0  | 0  | 0   | 0  | 2.13 | 10.30 | 6.75  | .148 |
| 2017 | NYM | 3.38 | 11  | 0  | 0 | .000  | 13.1  | 10  | 6  | 5  | 3  | 15  | 0  | 0  | 0   | 0  | 2.03 | 10.13 | 8.78  | .203 |
|      |     | 3.40 | 161 | 11 | 5 | .688  | 195.2 | 141 | 80 | 74 | 55 | 165 | 0  | 0  | 0   | 0  | 2.53 | 7.59  | 9.02  | .196 |

**SHIELDS,JAMES**

| YR   | TM  | ERA  | GM | W | L | PCT  | IP    | H   | R   | ER  | BB | SO  | GS | CG | SHO | SV | BBA  | SOA  | MOB   | OPP  |
|------|-----|------|----|---|---|------|-------|-----|-----|-----|----|-----|----|----|-----|----|------|------|-------|------|
| 2016 | PHI | 3.98 | 18 | 5 | 9 | .357 | 108.2 | 96  | 59  | 48  | 42 | 115 | 18 | 1  | 1   | 0  | 3.48 | 9.52 | 11.43 | .230 |
| 2017 | PHI | 6.47 | 39 | 0 | 0 | .000 | 80.2  | 91  | 63  | 58  | 36 | 62  | 0  | 0  | 0   | 0  | 4.02 | 6.92 | 14.17 | .277 |
|      |     | 5.04 | 57 | 5 | 9 | .357 | 189.1 | 187 | 122 | 106 | 78 | 177 | 18 | 1  | 1   | 0  | 3.71 | 8.41 | 12.60 | .251 |

**SHIPLEY,BRADEN**

| YR   | TM  | ERA  | GM | W | L | PCT  | IP   | H  | R  | ER | BB | SO | GS | CG | SHO | SV | BBA  | SOA  | MOB   | OPP  |
|------|-----|------|----|---|---|------|------|----|----|----|----|----|----|----|-----|----|------|------|-------|------|
| 2017 | MIL | 7.31 | 4  | 1 | 2 | .333 | 16.0 | 20 | 14 | 13 | 6  | 10 | 3  | 0  | 0   | 0  | 3.38 | 5.63 | 14.63 | .298 |
|      |     | 7.31 | 4  | 1 | 2 | .333 | 16.0 | 20 | 14 | 13 | 6  | 10 | 3  | 0  | 0   | 0  | 3.38 | 5.63 | 14.63 | .298 |

**SIEGRIST,KEVIN**

| YR   | TM  | ERA  | GM | W | L | PCT   | IP   | H  | R  | ER | BB | SO  | GS | CG | SHO | SV | BBA  | SOA   | MOB  | OPP  |
|------|-----|------|----|---|---|-------|------|----|----|----|----|-----|----|----|-----|----|------|-------|------|------|
| 2014 | CIN | 0.78 | 19 | 1 | 0 | 1.000 | 23.0 | 7  | 2  | 2  | 9  | 32  | 0  | 0  | 0   | 1  | 3.52 | 12.52 | 6.26 | .094 |
| 2015 | CIN | 0.00 | 0  | 0 | 0 | .000  | 0.0  | 0  | 0  | 0  | 0  | 0   | 0  | 0  | 0   | 0  | 0.00 | 0.00  | 0.00 | .000 |
| 2016 | CIN | 2.04 | 29 | 0 | 2 | .000  | 39.2 | 21 | 10 | 9  | 13 | 57  | 0  | 0  | 0   | 4  | 2.95 | 12.93 | 7.71 | .152 |
| 2017 | CIN | 2.20 | 27 | 2 | 0 | 1.000 | 32.2 | 17 | 8  | 8  | 8  | 33  | 0  | 0  | 0   | 0  | 2.20 | 9.09  | 6.89 | .150 |
|      |     | 1.79 | 75 | 3 | 2 | .600  | 95.1 | 45 | 20 | 19 | 30 | 122 | 0  | 0  | 0   | 5  | 2.83 | 11.52 | 7.08 | .138 |

**SKAGGS,TYLER**

| YR   | TM | ERA  | GM | W | L | PCT  | IP   | H  | R  | ER | BB | SO | GS | CG | SHO | SV | BBA  | SOA  | MOB   | OPP  |
|------|----|------|----|---|---|------|------|----|----|----|----|----|----|----|-----|----|------|------|-------|------|
| 2014 | LA | 0.00 | 0  | 0 | 0 | .000 | 0.0  | 0  | 0  | 0  | 0  | 0  | 0  | 0  | 0   | 0  | 0.00 | 0.00 | 0.00  | .000 |
| 2015 | LA | 0.00 | 0  | 0 | 0 | .000 | 0.0  | 0  | 0  | 0  | 0  | 0  | 0  | 0  | 0   | 0  | 0.00 | 0.00 | 0.00  | .000 |
| 2016 | LA | 0.00 | 0  | 0 | 0 | .000 | 0.0  | 0  | 0  | 0  | 0  | 0  | 0  | 0  | 0   | 0  | 0.00 | 0.00 | 0.00  | .000 |
| 2017 | LA | 8.04 | 6  | 2 | 2 | .500 | 28.0 | 34 | 26 | 25 | 14 | 26 | 6  | 1  | 1   | 0  | 4.50 | 8.36 | 15.43 | .292 |
|      |    | 8.04 | 6  | 2 | 2 | .500 | 28.0 | 34 | 26 | 25 | 14 | 26 | 6  | 1  | 1   | 0  | 4.50 | 8.36 | 15.43 | .292 |

**SMITH,JOE**

| YR   | TM  | ERA  | GM  | W  | L  | PCT   | IP    | H   | R   | ER  | BB  | SO  | GS | CG | SHO | SV | BBA  | SOA   | MOB   | OPP  |
|------|-----|------|-----|----|----|-------|-------|-----|-----|-----|-----|-----|----|----|-----|----|------|-------|-------|------|
| 2008 | PHI | 3.86 | 23  | 2  | 3  | .400  | 23.1  | 17  | 11  | 10  | 7   | 28  | 0  | 0  | 0   | 4  | 2.70 | 10.80 | 9.26  | .198 |
| 2009 | STL | 4.28 | 25  | 1  | 1  | .500  | 33.2  | 37  | 17  | 16  | 9   | 27  | 0  | 0  | 0   | 0  | 2.41 | 7.22  | 12.30 | .271 |
| 2010 | STL | 9.00 | 14  | 0  | 1  | .000  | 14.0  | 12  | 14  | 14  | 9   | 10  | 0  | 0  | 0   | 1  | 5.79 | 6.43  | 13.50 | .225 |
| 2011 | STL | 1.61 | 11  | 0  | 1  | .000  | 22.1  | 11  | 6   | 4   | 12  | 13  | 0  | 0  | 0   | 1  | 4.84 | 5.24  | 9.27  | .143 |
| 2012 | STL | 1.16 | 34  | 3  | 1  | .750  | 38.2  | 21  | 5   | 5   | 12  | 39  | 0  | 0  | 0   | 0  | 2.79 | 9.08  | 7.68  | .155 |
| 2013 | STL | 3.00 | 25  | 1  | 0  | 1.000 | 36.0  | 29  | 14  | 12  | 10  | 26  | 0  | 0  | 0   | 1  | 2.50 | 6.50  | 9.75  | .214 |
| 2014 | STL | 3.52 | 23  | 2  | 1  | .667  | 30.2  | 18  | 13  | 12  | 16  | 29  | 0  | 0  | 0   | 0  | 4.70 | 8.51  | 9.98  | .166 |
| 2015 | PHI | 2.72 | 28  | 1  | 5  | .167  | 43.0  | 26  | 13  | 13  | 4   | 53  | 0  | 0  | 0   | 10 | 0.84 | 11.09 | 6.28  | .170 |
| 2016 | PHI | 4.46 | 24  | 1  | 0  | 1.000 | 36.1  | 28  | 18  | 18  | 19  | 25  | 0  | 0  | 0   | 2  | 4.71 | 6.19  | 11.64 | .207 |
| 2017 | STL | 5.46 | 21  | 0  | 0  | .000  | 28.0  | 28  | 17  | 17  | 11  | 23  | 0  | 0  | 0   | 1  | 3.54 | 7.39  | 12.54 | .253 |
|      |     | 3.56 | 228 | 11 | 13 | .458  | 306.0 | 227 | 128 | 121 | 109 | 273 | 0  | 0  | 0   | 20 | 3.21 | 8.03  | 9.88  | .201 |

**SMITH,WILL**

| YR   | TM  | ERA  | GM | W | L | PCT  | IP   | H  | R  | ER | BB | SO | GS | CG | SHO | SV | BBA  | SOA  | MOB   | OPP  |
|------|-----|------|----|---|---|------|------|----|----|----|----|----|----|----|-----|----|------|------|-------|------|
| 2015 | MIL | 7.54 | 18 | 1 | 1 | .500 | 22.2 | 33 | 19 | 19 | 13 | 25 | 0  | 0  | 0   | 0  | 5.16 | 9.93 | 18.26 | .330 |

BBA=BB per 9 IP SOA=SO per 9 IP MOB=Men on base per 9 IP OPP=Opponents Batting Average (approx)

**DVAL PITCHER REGISTRY**

|      |    |      |    |   |   |      |      |    |    |    |    |    |   |   |   |   |      |       |       |      |
|------|----|------|----|---|---|------|------|----|----|----|----|----|---|---|---|---|------|-------|-------|------|
| 2016 | SD | 2.25 | 27 | 0 | 0 | .000 | 36.0 | 15 | 9  | 9  | 8  | 37 | 0 | 0 | 0 | 3 | 2.00 | 9.25  | 5.75  | .124 |
| 2017 | SD | 3.91 | 21 | 3 | 1 | .750 | 23.0 | 21 | 10 | 10 | 3  | 30 | 0 | 0 | 0 | 0 | 1.17 | 11.74 | 9.39  | .236 |
|      |    | 4.19 | 66 | 4 | 2 | .667 | 81.2 | 69 | 38 | 38 | 24 | 92 | 0 | 0 | 0 | 3 | 2.64 | 10.14 | 10.25 | .223 |

**SOLIS,SAMMY**

| YR   | TM  | ERA  | GM | W | L | PCT  | IP   | H  | R  | ER | BB | SO | GS | CG | SHO | SV | BBA  | SOA  | MOB   | OPP  |
|------|-----|------|----|---|---|------|------|----|----|----|----|----|----|----|-----|----|------|------|-------|------|
| 2017 | CHI | 6.00 | 17 | 2 | 2 | .500 | 24.0 | 22 | 16 | 16 | 14 | 24 | 0  | 0  | 0   | 0  | 5.25 | 9.00 | 13.50 | .237 |
|      |     | 6.00 | 17 | 2 | 2 | .500 | 24.0 | 22 | 16 | 16 | 14 | 24 | 0  | 0  | 0   | 0  | 5.25 | 9.00 | 13.50 | .237 |

**SORIA,JOAKIM**

| YR   | TM  | ERA  | GM | W | L | PCT  | IP   | H  | R  | ER | BB | SO | GS | CG | SHO | SV | BBA  | SOA   | MOB  | OPP  |
|------|-----|------|----|---|---|------|------|----|----|----|----|----|----|----|-----|----|------|-------|------|------|
| 2016 | MIL | 2.43 | 30 | 1 | 1 | .500 | 37.0 | 25 | 16 | 10 | 14 | 44 | 0  | 0  | 0   | 0  | 3.41 | 10.70 | 9.49 | .186 |
| 2017 | MIL | 2.81 | 19 | 0 | 1 | .000 | 25.2 | 14 | 8  | 8  | 6  | 23 | 0  | 0  | 0   | 0  | 2.10 | 8.06  | 7.01 | .156 |
|      |     | 2.59 | 49 | 1 | 2 | .333 | 62.2 | 39 | 24 | 18 | 20 | 67 | 0  | 0  | 0   | 0  | 2.87 | 9.62  | 8.47 | .174 |

**STOREN,DREW**

| YR   | TM  | ERA  | GM  | W | L | PCT   | IP    | H   | R  | ER | BB | SO  | GS | CG | SHO | SV | BBA  | SOA   | MOB   | OPP  |
|------|-----|------|-----|---|---|-------|-------|-----|----|----|----|-----|----|----|-----|----|------|-------|-------|------|
| 2011 | CIN | 6.75 | 27  | 2 | 0 | 1.000 | 29.1  | 24  | 22 | 22 | 14 | 27  | 0  | 0  | 0   | 0  | 4.30 | 8.28  | 11.66 | .217 |
| 2012 | CIN | 2.09 | 37  | 1 | 3 | .250  | 43.0  | 37  | 16 | 10 | 11 | 43  | 0  | 0  | 0   | 0  | 2.30 | 9.00  | 10.05 | .226 |
| 2013 | CIN | 0.00 | 0   | 0 | 0 | .000  | 0.0   | 0   | 0  | 0  | 0  | 0   | 0  | 0  | 0   | 0  | 0.00 | 0.00  | 0.00  | .000 |
| 2014 | CIN | 1.93 | 25  | 1 | 0 | 1.000 | 32.2  | 27  | 7  | 7  | 7  | 28  | 0  | 0  | 0   | 0  | 1.93 | 7.71  | 9.37  | .219 |
| 2015 | CIN | 3.00 | 31  | 4 | 3 | .571  | 33.0  | 22  | 11 | 11 | 9  | 38  | 0  | 0  | 0   | 21 | 2.45 | 10.36 | 8.45  | .184 |
| 2016 | NYM | 1.82 | 26  | 0 | 1 | .000  | 29.2  | 18  | 6  | 6  | 10 | 30  | 0  | 0  | 0   | 4  | 3.03 | 9.10  | 8.49  | .171 |
| 2017 | NYM | 0.00 | 0   | 0 | 0 | .000  | 0.0   | 0   | 0  | 0  | 0  | 0   | 0  | 0  | 0   | 0  | 0.00 | 0.00  | 0.00  | .000 |
|      |     | 3.01 | 146 | 8 | 7 | .533  | 167.2 | 128 | 62 | 56 | 51 | 166 | 0  | 0  | 0   | 25 | 2.74 | 8.91  | 9.61  | .206 |

**STRAILY,DAN**

| YR   | TM  | ERA  | GM | W | L | PCT  | IP    | H   | R  | ER | BB | SO | GS | CG | SHO | SV | BBA  | SOA  | MOB   | OPP  |
|------|-----|------|----|---|---|------|-------|-----|----|----|----|----|----|----|-----|----|------|------|-------|------|
| 2017 | ATL | 4.09 | 18 | 4 | 5 | .444 | 114.1 | 106 | 55 | 52 | 34 | 96 | 18 | 2  | 1   | 0  | 2.68 | 7.56 | 11.02 | .239 |
|      |     | 4.09 | 18 | 4 | 5 | .444 | 114.1 | 106 | 55 | 52 | 34 | 96 | 18 | 2  | 1   | 0  | 2.68 | 7.56 | 11.02 | .239 |

**STRASBURG,STEPHEN**

| YR   | TM | ERA  | GM | W  | L  | PCT   | IP    | H   | R   | ER  | BB  | SO  | GS | CG | SHO | SV | BBA  | SOA   | MOB  | OPP  |
|------|----|------|----|----|----|-------|-------|-----|-----|-----|-----|-----|----|----|-----|----|------|-------|------|------|
| 2011 | SD | 2.92 | 6  | 2  | 0  | 1.000 | 37.0  | 31  | 12  | 12  | 10  | 32  | 6  | 0  | 0   | 0  | 2.43 | 7.78  | 9.97 | .221 |
| 2012 | SD | 0.00 | 0  | 0  | 0  | .000  | 0.0   | 0   | 0   | 0   | 0   | 0   | 0  | 0  | 0   | 0  | 0.00 | 0.00  | 0.00 | .000 |
| 2013 | SD | 3.34 | 15 | 4  | 5  | .444  | 91.2  | 75  | 36  | 34  | 22  | 109 | 15 | 1  | 1   | 0  | 2.16 | 10.70 | 9.52 | .217 |
| 2014 | SD | 3.82 | 17 | 12 | 4  | .750  | 106.0 | 80  | 47  | 45  | 36  | 129 | 17 | 2  | 2   | 0  | 3.06 | 10.95 | 9.85 | .204 |
| 2015 | SD | 3.27 | 19 | 4  | 8  | .333  | 124.0 | 97  | 52  | 45  | 27  | 146 | 19 | 1  | 1   | 0  | 1.96 | 10.60 | 9.00 | .210 |
| 2016 | SD | 3.44 | 13 | 7  | 4  | .636  | 73.1  | 63  | 29  | 28  | 17  | 89  | 13 | 2  | 2   | 0  | 2.09 | 10.92 | 9.82 | .226 |
| 2017 | SD | 3.24 | 14 | 4  | 4  | .500  | 86.0  | 60  | 37  | 31  | 29  | 108 | 14 | 2  | 2   | 0  | 3.03 | 11.30 | 9.31 | .191 |
|      |    | 3.39 | 84 | 33 | 25 | .569  | 518.0 | 406 | 213 | 195 | 141 | 613 | 84 | 8  | 8   | 0  | 2.45 | 10.65 | 9.50 | .210 |

**STREET,HUSTON**

| YR   | TM  | ERA  | GM  | W | L | PCT  | IP    | H  | R  | ER | BB | SO  | GS | CG | SHO | SV | BBA  | SOA   | MOB   | OPP  |
|------|-----|------|-----|---|---|------|-------|----|----|----|----|-----|----|----|-----|----|------|-------|-------|------|
| 2013 | WAS | 5.09 | 26  | 1 | 1 | .500 | 23.0  | 19 | 13 | 13 | 8  | 23  | 0  | 0  | 0   | 14 | 3.13 | 9.00  | 10.57 | .219 |
| 2014 | WAS | 4.55 | 32  | 0 | 3 | .000 | 31.2  | 25 | 16 | 16 | 3  | 21  | 0  | 0  | 0   | 4  | 0.85 | 5.97  | 7.96  | .211 |
| 2015 | WAS | 1.09 | 33  | 1 | 1 | .500 | 33.0  | 13 | 4  | 4  | 7  | 40  | 0  | 0  | 0   | 24 | 1.91 | 10.91 | 5.45  | .118 |
| 2016 | WAS | 2.52 | 27  | 2 | 3 | .400 | 35.2  | 21 | 10 | 10 | 10 | 33  | 0  | 0  | 0   | 1  | 2.52 | 8.33  | 7.82  | .166 |
| 2017 | WAS | 0.00 | 0   | 0 | 0 | .000 | 0.0   | 0  | 0  | 0  | 0  | 0   | 0  | 0  | 0   | 0  | 0.00 | 0.00  | 0.00  | .000 |
|      |     | 3.14 | 118 | 4 | 8 | .333 | 123.1 | 78 | 43 | 43 | 28 | 117 | 0  | 0  | 0   | 43 | 2.04 | 8.54  | 7.74  | .177 |

**STRICKLAND,HUNTER**

| YR   | TM  | ERA  | GM | W | L | PCT   | IP   | H  | R  | ER | BB | SO | GS | CG | SHO | SV | BBA  | SOA   | MOB   | OPP  |
|------|-----|------|----|---|---|-------|------|----|----|----|----|----|----|----|-----|----|------|-------|-------|------|
| 2016 | CIN | 3.12 | 25 | 2 | 3 | .400  | 26.0 | 21 | 10 | 9  | 7  | 29 | 0  | 0  | 0   | 0  | 2.42 | 10.04 | 9.69  | .215 |
| 2017 | CIN | 6.46 | 31 | 3 | 0 | 1.000 | 30.2 | 33 | 23 | 22 | 8  | 28 | 0  | 0  | 0   | 0  | 2.35 | 8.22  | 12.03 | .267 |
|      |     | 4.92 | 56 | 5 | 3 | .625  | 56.2 | 54 | 33 | 31 | 15 | 57 | 0  | 0  | 0   | 0  | 2.38 | 9.05  | 10.96 | .244 |

BBA=BB per 9 IP SOA=SO per 9 IP MOB=Men on base per 9 IP OPP=Opponents Batting Average (approx)

**DVAL PITCHER REGISTRY**

**STRIPLING,ROSS**

| YR   | TM  | ERA   | GM | W | L | PCT  | IP   | H  | R  | ER | BB | SO | GS | CG | SHO | SV | BBA  | SOA  | MOB   | OPP  |
|------|-----|-------|----|---|---|------|------|----|----|----|----|----|----|----|-----|----|------|------|-------|------|
| 2017 | PHI | 10.17 | 14 | 0 | 0 | .000 | 23.0 | 38 | 26 | 26 | 11 | 24 | 0  | 0  | 0   | 0  | 4.30 | 9.39 | 19.17 | .359 |
|      |     | 10.17 | 14 | 0 | 0 | .000 | 23.0 | 38 | 26 | 26 | 11 | 24 | 0  | 0  | 0   | 0  | 4.30 | 9.39 | 19.17 | .359 |

**STROP,PEDRO**

| YR   | TM  | ERA  | GM | W | L | PCT  | IP    | H  | R  | ER | BB | SO  | GS | CG | SHO | SV | BBA  | SOA   | MOB   | OPP  |
|------|-----|------|----|---|---|------|-------|----|----|----|----|-----|----|----|-----|----|------|-------|-------|------|
| 2014 | CIN | 7.88 | 22 | 0 | 0 | .000 | 32.0  | 37 | 31 | 28 | 21 | 35  | 0  | 0  | 0   | 0  | 5.91 | 9.84  | 16.31 | .282 |
| 2015 | CIN | 3.09 | 27 | 1 | 4 | .200 | 35.0  | 25 | 12 | 12 | 11 | 38  | 0  | 0  | 0   | 1  | 2.83 | 9.77  | 9.26  | .195 |
| 2016 | CIN | 2.92 | 26 | 0 | 0 | .000 | 37.0  | 25 | 12 | 12 | 8  | 55  | 0  | 0  | 0   | 0  | 1.95 | 13.38 | 8.03  | .186 |
| 2017 | CIN | 3.38 | 19 | 1 | 1 | .500 | 24.0  | 9  | 9  | 9  | 12 | 27  | 0  | 0  | 0   | 0  | 4.50 | 10.13 | 7.88  | .113 |
|      |     | 4.29 | 94 | 2 | 5 | .286 | 128.0 | 96 | 64 | 61 | 52 | 155 | 0  | 0  | 0   | 1  | 3.66 | 10.90 | 10.41 | .203 |

**SUAREZ,ALBERT**

| YR   | TM  | ERA  | GM | W | L | PCT  | IP   | H  | R  | ER | BB | SO | GS | CG | SHO | SV | BBA  | SOA  | MOB   | OPP  |
|------|-----|------|----|---|---|------|------|----|----|----|----|----|----|----|-----|----|------|------|-------|------|
| 2017 | PHI | 4.86 | 7  | 3 | 3 | .500 | 37.0 | 45 | 26 | 20 | 12 | 32 | 7  | 1  | 0   | 0  | 2.92 | 7.78 | 13.86 | .292 |
|      |     | 4.86 | 7  | 3 | 3 | .500 | 37.0 | 45 | 26 | 20 | 12 | 32 | 7  | 1  | 0   | 0  | 2.92 | 7.78 | 13.86 | .292 |

**SYNDERGAARD,NOAH**

| YR   | TM  | ERA  | GM | W  | L  | PCT  | IP    | H   | R  | ER | BB | SO  | GS | CG | SHO | SV | BBA  | SOA   | MOB  | OPP  |
|------|-----|------|----|----|----|------|-------|-----|----|----|----|-----|----|----|-----|----|------|-------|------|------|
| 2016 | ATL | 3.38 | 14 | 5  | 5  | .500 | 85.1  | 73  | 35 | 32 | 14 | 107 | 14 | 1  | 0   | 0  | 1.48 | 11.29 | 9.18 | .225 |
| 2017 | ATL | 2.83 | 17 | 5  | 6  | .455 | 114.1 | 76  | 40 | 36 | 25 | 144 | 17 | 2  | 1   | 0  | 1.97 | 11.34 | 7.95 | .184 |
|      |     | 3.07 | 31 | 10 | 11 | .476 | 199.2 | 149 | 75 | 68 | 39 | 251 | 31 | 3  | 1   | 0  | 1.76 | 11.31 | 8.47 | .202 |

**TAILLON,JAMESON**

| YR   | TM  | ERA  | GM | W | L | PCT  | IP   | H  | R  | ER | BB | SO | GS | CG | SHO | SV | BBA  | SOA  | MOB  | OPP  |
|------|-----|------|----|---|---|------|------|----|----|----|----|----|----|----|-----|----|------|------|------|------|
| 2017 | NYM | 3.57 | 10 | 4 | 2 | .667 | 58.0 | 51 | 23 | 23 | 9  | 44 | 10 | 0  | 0   | 0  | 1.40 | 6.83 | 9.31 | .230 |
|      |     | 3.57 | 10 | 4 | 2 | .667 | 58.0 | 51 | 23 | 23 | 9  | 44 | 10 | 0  | 0   | 0  | 1.40 | 6.83 | 9.31 | .230 |

**TEHERAN,JULIO**

| YR   | TM  | ERA  | GM | W  | L  | PCT   | IP    | H   | R   | ER  | BB  | SO  | GS | CG | SHO | SV | BBA  | SOA  | MOB   | OPP  |
|------|-----|------|----|----|----|-------|-------|-----|-----|-----|-----|-----|----|----|-----|----|------|------|-------|------|
| 2014 | CIN | 4.16 | 17 | 10 | 4  | .714  | 106.0 | 93  | 59  | 49  | 24  | 115 | 17 | 0  | 0   | 0  | 2.04 | 9.76 | 9.93  | .229 |
| 2015 | CIN | 2.44 | 19 | 13 | 0  | 1.000 | 125.1 | 88  | 34  | 34  | 26  | 100 | 19 | 2  | 2   | 0  | 1.87 | 7.18 | 8.19  | .192 |
| 2016 | CIN | 2.56 | 19 | 11 | 4  | .733  | 116.0 | 89  | 36  | 33  | 36  | 98  | 19 | 3  | 3   | 0  | 2.79 | 7.60 | 9.70  | .206 |
| 2017 | CIN | 5.33 | 17 | 5  | 5  | .500  | 99.2  | 109 | 60  | 59  | 20  | 96  | 17 | 0  | 0   | 0  | 1.81 | 8.67 | 11.65 | .270 |
|      |     | 3.52 | 72 | 39 | 13 | .750  | 447.0 | 379 | 189 | 175 | 106 | 409 | 72 | 5  | 5   | 0  | 2.13 | 8.23 | 9.77  | .223 |

**THOMPSON,JAKE**

| YR   | TM  | ERA  | GM | W | L | PCT  | IP   | H  | R | ER | BB | SO | GS | CG | SHO | SV | BBA  | SOA  | MOB   | OPP  |
|------|-----|------|----|---|---|------|------|----|---|----|----|----|----|----|-----|----|------|------|-------|------|
| 2017 | MIL | 4.24 | 3  | 0 | 2 | .000 | 17.0 | 16 | 8 | 8  | 3  | 12 | 3  | 0  | 0   | 0  | 1.59 | 6.35 | 10.06 | .242 |
|      |     | 4.24 | 3  | 0 | 2 | .000 | 17.0 | 16 | 8 | 8  | 3  | 12 | 3  | 0  | 0   | 0  | 1.59 | 6.35 | 10.06 | .242 |

**THORNBURG,TYLER**

| YR   | TM  | ERA  | GM | W | L | PCT  | IP   | H  | R  | ER | BB | SO | GS | CG | SHO | SV | BBA  | SOA  | MOB  | OPP  |
|------|-----|------|----|---|---|------|------|----|----|----|----|----|----|----|-----|----|------|------|------|------|
| 2014 | CHI | 4.08 | 20 | 4 | 4 | .500 | 35.1 | 28 | 18 | 16 | 11 | 30 | 0  | 0  | 0   | 0  | 2.80 | 7.64 | 9.93 | .212 |
| 2015 | CHI | 0.00 | 0  | 0 | 0 | .000 | 0.0  | 0  | 0  | 0  | 0  | 0  | 0  | 0  | 0   | 0  | 0.00 | 0.00 | 0.00 | .000 |
| 2017 | NYM | 1.56 | 33 | 4 | 1 | .800 | 34.2 | 16 | 6  | 6  | 12 | 34 | 0  | 0  | 0   | 1  | 3.12 | 8.83 | 7.27 | .135 |
|      |     | 2.83 | 53 | 8 | 5 | .615 | 70.0 | 44 | 24 | 22 | 23 | 64 | 0  | 0  | 0   | 1  | 2.96 | 8.23 | 8.61 | .176 |

**TORRES,CARLOS**

| YR   | TM  | ERA  | GM | W  | L  | PCT  | IP    | H  | R  | ER | BB | SO  | GS | CG | SHO | SV | BBA  | SOA  | MOB   | OPP  |
|------|-----|------|----|----|----|------|-------|----|----|----|----|-----|----|----|-----|----|------|------|-------|------|
| 2014 | MIL | 5.88 | 10 | 2  | 2  | .500 | 33.2  | 29 | 22 | 22 | 10 | 26  | 4  | 0  | 0   | 0  | 2.67 | 6.95 | 10.43 | .226 |
| 2015 | STL | 3.06 | 28 | 7  | 6  | .538 | 47.0  | 30 | 16 | 16 | 18 | 50  | 0  | 0  | 0   | 2  | 3.45 | 9.57 | 9.19  | .178 |
| 2017 | NYM | 4.99 | 33 | 6  | 2  | .750 | 48.2  | 40 | 27 | 27 | 18 | 45  | 0  | 0  | 0   | 0  | 3.33 | 8.32 | 10.73 | .218 |
|      |     | 4.52 | 71 | 15 | 10 | .600 | 129.1 | 99 | 65 | 65 | 46 | 121 | 4  | 0  | 0   | 2  | 3.20 | 8.42 | 10.09 | .206 |

BBA=BB per 9 IP SOA=SO per 9 IP MOB=Men on base per 9 IP OPP=Opponents Batting Average (approx)

**DVAL PITCHER REGISTRY**

**TREINEN, BLAKE**

| YR   | TM  | ERA  | GM | W | L | PCT   | IP   | H  | R  | ER | BB | SO | GS | CG | SHO | SV | BBA  | SOA  | MOB   | OPP  |
|------|-----|------|----|---|---|-------|------|----|----|----|----|----|----|----|-----|----|------|------|-------|------|
| 2015 | CHI | 2.48 | 9  | 3 | 1 | .750  | 29.0 | 26 | 8  | 8  | 4  | 26 | 3  | 0  | 0   | 0  | 1.24 | 8.07 | 9.31  | .233 |
| 2016 | CHI | 2.36 | 15 | 1 | 0 | 1.000 | 26.2 | 16 | 9  | 7  | 17 | 28 | 0  | 0  | 0   | 0  | 5.74 | 9.45 | 11.14 | .169 |
| 2017 | CHI | 3.23 | 27 | 3 | 2 | .600  | 39.0 | 23 | 15 | 14 | 15 | 35 | 0  | 0  | 0   | 0  | 3.46 | 8.08 | 8.77  | .167 |
|      |     | 2.76 | 51 | 7 | 3 | .700  | 94.2 | 65 | 32 | 29 | 36 | 89 | 3  | 0  | 0   | 0  | 3.42 | 8.46 | 9.60  | .189 |

**URIAS, JULIO**

| YR   | TM  | ERA  | GM | W | L | PCT  | IP   | H  | R  | ER | BB | SO | GS | CG | SHO | SV | BBA  | SOA  | MOB   | OPP  |
|------|-----|------|----|---|---|------|------|----|----|----|----|----|----|----|-----|----|------|------|-------|------|
| 2017 | ATL | 2.59 | 9  | 3 | 2 | .600 | 48.2 | 39 | 15 | 14 | 22 | 54 | 9  | 0  | 0   | 0  | 4.07 | 9.99 | 11.28 | .214 |
|      |     | 2.59 | 9  | 3 | 2 | .600 | 48.2 | 39 | 15 | 14 | 22 | 54 | 9  | 0  | 0   | 0  | 4.07 | 9.99 | 11.28 | .214 |

**VELASQUEZ, VINCE**

| YR   | TM | ERA  | GM | W | L | PCT  | IP   | H  | R  | ER | BB | SO | GS | CG | SHO | SV | BBA  | SOA   | MOB   | OPP  |
|------|----|------|----|---|---|------|------|----|----|----|----|----|----|----|-----|----|------|-------|-------|------|
| 2017 | SF | 6.85 | 14 | 4 | 8 | .333 | 69.2 | 89 | 55 | 53 | 34 | 97 | 14 | 1  | 0   | 0  | 4.39 | 12.53 | 15.89 | .302 |
|      |    | 6.85 | 14 | 4 | 8 | .333 | 69.2 | 89 | 55 | 53 | 34 | 97 | 14 | 1  | 0   | 0  | 4.39 | 12.53 | 15.89 | .302 |

**VOLQUEZ, EDINSON**

| YR   | TM  | ERA  | GM  | W  | L  | PCT  | IP    | H   | R   | ER  | BB  | SO  | GS | CG | SHO | SV | BBA  | SOA   | MOB   | OPP  |
|------|-----|------|-----|----|----|------|-------|-----|-----|-----|-----|-----|----|----|-----|----|------|-------|-------|------|
| 2009 | MIL | 3.41 | 19  | 8  | 9  | .471 | 145.0 | 100 | 57  | 55  | 43  | 171 | 19 | 6  | 0   | 0  | 2.67 | 10.61 | 8.88  | .189 |
| 2010 | MIL | 0.00 | 0   | 0  | 0  | .000 | 0.0   | 0   | 0   | 0   | 0   | 0   | 0  | 0  | 0   | 0  | 0.00 | 0.00  | 0.00  | .000 |
| 2011 | MIL | 4.25 | 7   | 0  | 3  | .000 | 36.0  | 39  | 18  | 17  | 11  | 32  | 7  | 0  | 0   | 0  | 2.75 | 8.00  | 12.50 | .269 |
| 2012 | MIL | 5.77 | 6   | 2  | 3  | .400 | 39.0  | 44  | 25  | 25  | 19  | 34  | 6  | 0  | 0   | 0  | 4.38 | 7.85  | 14.54 | .277 |
| 2013 | MIL | 5.65 | 18  | 3  | 9  | .250 | 102.0 | 96  | 65  | 64  | 55  | 94  | 18 | 0  | 0   | 0  | 4.85 | 8.29  | 13.32 | .242 |
| 2014 | PIT | 5.06 | 10  | 1  | 2  | .333 | 32.0  | 39  | 18  | 18  | 10  | 24  | 4  | 0  | 0   | 0  | 2.81 | 6.75  | 13.78 | .292 |
| 2015 | PIT | 2.95 | 15  | 4  | 8  | .333 | 109.2 | 73  | 37  | 36  | 28  | 83  | 15 | 3  | 1   | 0  | 2.30 | 6.81  | 8.29  | .184 |
| 2016 | PIT | 4.88 | 19  | 3  | 11 | .214 | 114.1 | 104 | 66  | 62  | 50  | 98  | 19 | 2  | 2   | 0  | 3.94 | 7.71  | 12.12 | .236 |
| 2017 | PIT | 7.20 | 9   | 0  | 0  | .000 | 10.0  | 15  | 8   | 8   | 5   | 6   | 0  | 0  | 0   | 0  | 4.50 | 5.40  | 18.00 | .337 |
|      |     | 4.36 | 103 | 21 | 45 | .318 | 588.0 | 510 | 294 | 285 | 221 | 542 | 88 | 11 | 3   | 0  | 3.38 | 8.30  | 11.19 | .227 |

**WACHA, MICHAEL**

| YR   | TM  | ERA  | GM | W  | L  | PCT  | IP    | H   | R   | ER  | BB  | SO  | GS | CG | SHO | SV | BBA  | SOA  | MOB   | OPP  |
|------|-----|------|----|----|----|------|-------|-----|-----|-----|-----|-----|----|----|-----|----|------|------|-------|------|
| 2014 | PHI | 3.93 | 5  | 2  | 3  | .400 | 34.1  | 34  | 17  | 15  | 13  | 34  | 5  | 1  | 1   | 0  | 3.41 | 8.91 | 12.32 | .251 |
| 2015 | PHI | 4.03 | 8  | 2  | 3  | .400 | 51.1  | 36  | 23  | 23  | 22  | 55  | 8  | 0  | 0   | 0  | 3.86 | 9.64 | 10.17 | .192 |
| 2016 | PHI | 3.59 | 17 | 8  | 3  | .727 | 105.1 | 78  | 46  | 42  | 42  | 102 | 17 | 3  | 2   | 0  | 3.59 | 8.72 | 10.25 | .201 |
| 2017 | PHI | 6.45 | 14 | 4  | 9  | .308 | 75.1  | 97  | 55  | 54  | 30  | 62  | 14 | 0  | 0   | 0  | 3.58 | 7.41 | 15.17 | .304 |
|      |     | 4.53 | 44 | 16 | 18 | .471 | 266.1 | 245 | 141 | 134 | 107 | 253 | 44 | 4  | 3   | 0  | 3.62 | 8.55 | 11.89 | .238 |

**WAINWRIGHT, ADAM**

| YR   | TM  | ERA  | GM  | W  | L  | PCT  | IP    | H   | R   | ER  | BB  | SO  | GS  | CG | SHO | SV | BBA  | SOA  | MOB   | OPP  |
|------|-----|------|-----|----|----|------|-------|-----|-----|-----|-----|-----|-----|----|-----|----|------|------|-------|------|
| 2007 | CHI | 5.31 | 32  | 3  | 3  | .500 | 40.2  | 35  | 26  | 24  | 7   | 43  | 0   | 0  | 0   | 2  | 1.55 | 9.52 | 9.30  | .226 |
| 2008 | CHI | 5.10 | 19  | 9  | 7  | .563 | 109.1 | 107 | 68  | 62  | 49  | 71  | 19  | 2  | 0   | 0  | 4.03 | 5.84 | 12.84 | .249 |
| 2009 | CHI | 3.34 | 12  | 8  | 2  | .800 | 86.1  | 62  | 33  | 32  | 20  | 72  | 12  | 3  | 1   | 0  | 2.08 | 7.51 | 8.55  | .196 |
| 2010 | CHI | 1.96 | 20  | 8  | 4  | .667 | 110.0 | 67  | 27  | 24  | 20  | 95  | 20  | 1  | 1   | 0  | 1.64 | 7.77 | 7.12  | .171 |
| 2011 | CHI | 1.94 | 20  | 10 | 3  | .769 | 139.0 | 73  | 31  | 30  | 26  | 143 | 20  | 0  | 0   | 0  | 1.68 | 9.26 | 6.41  | .151 |
| 2012 | CHI | 0.00 | 0   | 0  | 0  | .000 | 0.0   | 0   | 0   | 0   | 0   | 0   | 0   | 0  | 0   | 0  | 0.00 | 0.00 | 0.00  | .000 |
| 2013 | CHI | 3.13 | 18  | 7  | 5  | .583 | 115.0 | 106 | 41  | 40  | 29  | 90  | 18  | 1  | 0   | 0  | 2.27 | 7.04 | 10.57 | .238 |
| 2014 | CHI | 3.44 | 20  | 5  | 10 | .333 | 136.0 | 116 | 57  | 52  | 15  | 140 | 20  | 2  | 1   | 0  | 0.99 | 9.26 | 8.67  | .224 |
| 2015 | CHI | 1.98 | 19  | 10 | 4  | .714 | 132.0 | 72  | 38  | 29  | 34  | 114 | 19  | 5  | 5   | 0  | 2.32 | 7.77 | 7.23  | .156 |
| 2016 | CHI | 0.00 | 0   | 0  | 0  | .000 | 0.0   | 0   | 0   | 0   | 0   | 0   | 0   | 0  | 0   | 0  | 0.00 | 0.00 | 0.00  | .000 |
| 2017 | CHI | 3.84 | 12  | 3  | 4  | .429 | 72.2  | 72  | 43  | 31  | 30  | 53  | 12  | 2  | 1   | 0  | 3.72 | 6.56 | 12.63 | .251 |
|      |     | 3.10 | 172 | 63 | 42 | .600 | 941.0 | 710 | 364 | 324 | 230 | 821 | 140 | 16 | 9   | 2  | 2.20 | 7.85 | 8.99  | .204 |

**WATSON, TONY**

| YR | TM | ERA | GM | W | L | PCT | IP | H | R | ER | BB | SO | GS | CG | SHO | SV | BBA | SOA | MOB | OPP |
|----|----|-----|----|---|---|-----|----|---|---|----|----|----|----|----|-----|----|-----|-----|-----|-----|
|----|----|-----|----|---|---|-----|----|---|---|----|----|----|----|----|-----|----|-----|-----|-----|-----|

BBA=BB per 9 IP SOA=SO per 9 IP MOB=Men on base per 9 IP OPP=Opponents Batting Average (approx)



**DVAL PITCHER REGISTRY**

|      |    |       |     |    |    |      |       |     |    |    |    |     |   |   |   |    |      |       |       |      |
|------|----|-------|-----|----|----|------|-------|-----|----|----|----|-----|---|---|---|----|------|-------|-------|------|
| 2012 | SD | 2.78  | 13  | 0  | 0  | .000 | 22.2  | 20  | 9  | 7  | 5  | 23  | 0 | 0 | 0 | 0  | 1.99 | 9.13  | 9.93  | .230 |
| 2013 | SD | 10.46 | 24  | 0  | 2  | .000 | 26.2  | 32  | 32 | 31 | 20 | 30  | 0 | 0 | 0 | 0  | 6.75 | 10.13 | 17.55 | .289 |
| 2014 | SD | 3.21  | 37  | 2  | 1  | .667 | 42.0  | 31  | 16 | 15 | 6  | 28  | 0 | 0 | 0 | 30 | 1.29 | 6.00  | 7.93  | .200 |
| 2015 | SD | 2.80  | 45  | 2  | 3  | .400 | 45.0  | 30  | 15 | 14 | 11 | 52  | 0 | 0 | 0 | 0  | 2.20 | 10.40 | 8.20  | .184 |
| 2016 | SD | 2.14  | 36  | 2  | 3  | .400 | 42.0  | 20  | 13 | 10 | 12 | 43  | 0 | 0 | 0 | 2  | 2.57 | 9.21  | 6.86  | .139 |
| 2017 | SD | 2.95  | 32  | 6  | 4  | .600 | 36.2  | 27  | 13 | 12 | 12 | 41  | 0 | 0 | 0 | 0  | 2.95 | 10.06 | 9.57  | .200 |
|      |    | 3.73  | 187 | 12 | 13 | .480 | 215.0 | 160 | 98 | 89 | 66 | 217 | 0 | 0 | 0 | 32 | 2.76 | 9.08  | 9.46  | .201 |

**WHEELER,ZACK**

| YR   | TM  | ERA  | GM | W | L  | PCT  | IP    | H   | R  | ER | BB | SO  | GS | CG | SHO | SV | BBA  | SOA  | MOB   | OPP  |
|------|-----|------|----|---|----|------|-------|-----|----|----|----|-----|----|----|-----|----|------|------|-------|------|
| 2014 | ATL | 3.88 | 10 | 2 | 3  | .400 | 58.0  | 36  | 27 | 25 | 29 | 43  | 10 | 0  | 0   | 0  | 4.50 | 6.67 | 10.09 | .174 |
| 2015 | ATL | 3.70 | 19 | 5 | 9  | .357 | 107.0 | 92  | 48 | 44 | 44 | 117 | 19 | 1  | 1   | 0  | 3.70 | 9.84 | 11.44 | .226 |
| 2016 | ATL | 0.00 | 0  | 0 | 0  | .000 | 0.0   | 0   | 0  | 0  | 0  | 0   | 0  | 0  | 0   | 0  | 0.00 | 0.00 | 0.00  | .000 |
| 2017 | ATL | 0.00 | 0  | 0 | 0  | .000 | 0.0   | 0   | 0  | 0  | 0  | 0   | 0  | 0  | 0   | 0  | 0.00 | 0.00 | 0.00  | .000 |
|      |     | 3.76 | 29 | 7 | 12 | .368 | 165.0 | 128 | 75 | 69 | 73 | 160 | 29 | 1  | 1   | 0  | 3.98 | 8.73 | 10.96 | .208 |

**WILSON,JUSTIN**

| YR   | TM  | ERA  | GM  | W | L | PCT  | IP    | H   | R  | ER | BB | SO  | GS | CG | SHO | SV | BBA  | SOA   | MOB   | OPP  |
|------|-----|------|-----|---|---|------|-------|-----|----|----|----|-----|----|----|-----|----|------|-------|-------|------|
| 2014 | CIN | 3.14 | 38  | 1 | 4 | .200 | 43.0  | 34  | 16 | 15 | 8  | 34  | 0  | 0  | 0   | 0  | 1.67 | 7.12  | 8.79  | .211 |
| 2015 | SF  | 3.63 | 35  | 2 | 1 | .667 | 34.2  | 40  | 18 | 14 | 18 | 38  | 0  | 0  | 0   | 0  | 4.67 | 9.87  | 15.06 | .281 |
| 2016 | SF  | 2.86 | 32  | 3 | 2 | .600 | 34.2  | 31  | 17 | 11 | 16 | 45  | 0  | 0  | 0   | 1  | 4.15 | 11.68 | 12.20 | .233 |
| 2017 | SF  | 4.01 | 31  | 1 | 1 | .500 | 33.2  | 35  | 16 | 15 | 13 | 34  | 0  | 0  | 0   | 0  | 3.48 | 9.09  | 12.83 | .261 |
|      |     | 3.39 | 136 | 7 | 8 | .467 | 146.0 | 140 | 67 | 55 | 55 | 151 | 0  | 0  | 0   | 1  | 3.39 | 9.31  | 12.02 | .245 |

**WISLER,MATT**

| YR   | TM | ERA  | GM | W | L  | PCT  | IP    | H   | R   | ER  | BB | SO  | GS | CG | SHO | SV | BBA  | SOA  | MOB   | OPP  |
|------|----|------|----|---|----|------|-------|-----|-----|-----|----|-----|----|----|-----|----|------|------|-------|------|
| 2016 | SF | 6.29 | 11 | 2 | 6  | .250 | 63.0  | 71  | 46  | 44  | 18 | 49  | 11 | 1  | 0   | 0  | 2.57 | 7.00 | 12.71 | .276 |
| 2017 | SF | 6.67 | 15 | 3 | 7  | .300 | 79.2  | 107 | 62  | 59  | 21 | 69  | 15 | 0  | 0   | 0  | 2.37 | 7.79 | 14.46 | .313 |
|      |    | 6.50 | 26 | 5 | 13 | .278 | 142.2 | 178 | 108 | 103 | 39 | 118 | 26 | 1  | 0   | 0  | 2.46 | 7.44 | 13.69 | .297 |

**WITHROW,CHRIS**

| YR   | TM  | ERA  | GM | W | L | PCT   | IP   | H  | R | ER | BB | SO | GS | CG | SHO | SV | BBA  | SOA  | MOB  | OPP  |
|------|-----|------|----|---|---|-------|------|----|---|----|----|----|----|----|-----|----|------|------|------|------|
| 2017 | ATL | 2.84 | 11 | 1 | 0 | 1.000 | 12.2 | 11 | 4 | 4  | 1  | 13 | 0  | 0  | 0   | 0  | 0.71 | 9.24 | 8.53 | .227 |
|      |     | 2.84 | 11 | 1 | 0 | 1.000 | 12.2 | 11 | 4 | 4  | 1  | 13 | 0  | 0  | 0   | 0  | .71  | 9.24 | 8.53 | .227 |

**WITTGREN,NICK**

| YR   | TM | ERA  | GM | W | L | PCT  | IP   | H  | R  | ER | BB | SO | GS | CG | SHO | SV | BBA  | SOA  | MOB   | OPP  |
|------|----|------|----|---|---|------|------|----|----|----|----|----|----|----|-----|----|------|------|-------|------|
| 2017 | LA | 3.00 | 20 | 2 | 2 | .500 | 30.0 | 30 | 10 | 10 | 7  | 20 | 0  | 0  | 0   | 0  | 2.10 | 6.00 | 11.10 | .253 |
|      |    | 3.00 | 20 | 2 | 2 | .500 | 30.0 | 30 | 10 | 10 | 7  | 20 | 0  | 0  | 0   | 0  | 2.10 | 6.00 | 11.10 | .253 |

**WOOD,BLAKE**

| YR   | TM | ERA  | GM | W | L | PCT   | IP   | H  | R  | ER | BB | SO | GS | CG | SHO | SV | BBA  | SOA  | MOB   | OPP  |
|------|----|------|----|---|---|-------|------|----|----|----|----|----|----|----|-----|----|------|------|-------|------|
| 2017 | SF | 3.67 | 26 | 2 | 0 | 1.000 | 34.1 | 40 | 14 | 14 | 16 | 32 | 0  | 0  | 0   | 0  | 4.19 | 8.39 | 14.68 | .283 |
|      |    | 3.67 | 26 | 2 | 0 | 1.000 | 34.1 | 40 | 14 | 14 | 16 | 32 | 0  | 0  | 0   | 0  | 4.19 | 8.39 | 14.68 | .283 |

**WOOD,TRAVIS**

| YR   | TM | ERA  | GM  | W  | L  | PCT  | IP    | H   | R   | ER  | BB  | SO  | GS | CG | SHO | SV | BBA  | SOA  | MOB   | OPP  |
|------|----|------|-----|----|----|------|-------|-----|-----|-----|-----|-----|----|----|-----|----|------|------|-------|------|
| 2011 | SF | 6.29 | 10  | 2  | 5  | .286 | 58.2  | 75  | 47  | 41  | 14  | 49  | 10 | 1  | 0   | 0  | 2.15 | 7.52 | 13.65 | .302 |
| 2012 | SF | 6.86 | 9   | 2  | 6  | .250 | 42.0  | 52  | 32  | 32  | 21  | 37  | 7  | 1  | 1   | 0  | 4.50 | 7.93 | 15.64 | .296 |
| 2013 | SF | 4.22 | 13  | 5  | 6  | .455 | 89.2  | 97  | 45  | 42  | 29  | 78  | 13 | 2  | 0   | 0  | 2.91 | 7.83 | 12.65 | .268 |
| 2014 | SF | 4.10 | 17  | 7  | 4  | .636 | 109.2 | 90  | 54  | 50  | 49  | 79  | 17 | 0  | 0   | 0  | 4.02 | 6.48 | 11.41 | .218 |
| 2015 | SF | 7.40 | 17  | 5  | 10 | .333 | 97.1  | 124 | 85  | 80  | 65  | 91  | 16 | 1  | 0   | 1  | 6.01 | 8.41 | 17.48 | .302 |
| 2016 | SF | 5.33 | 41  | 5  | 3  | .625 | 54.0  | 56  | 33  | 32  | 23  | 51  | 0  | 0  | 0   | 1  | 3.83 | 8.50 | 13.17 | .260 |
| 2017 | SF | 3.00 | 28  | 0  | 2  | .000 | 33.0  | 22  | 11  | 11  | 13  | 21  | 0  | 0  | 0   | 1  | 3.55 | 5.73 | 9.55  | .184 |
|      |    | 5.35 | 135 | 26 | 36 | .419 | 484.1 | 516 | 307 | 288 | 214 | 406 | 63 | 5  | 1   | 3  | 3.98 | 7.54 | 13.57 | .265 |

BBA=BB per 9 IP SOA=SO per 9 IP MOB=Men on base per 9 IP OPP=Opponents Batting Average (approx)

**DVAL PITCHER REGISTRY****WORLEY,VANCE**

| YR   | TM  | ERA  | GM | W  | L  | PCT  | IP    | H   | R   | ER  | BB | SO  | GS | CG | SHO | SV | BBA  | SOA  | MOB   | OPP  |
|------|-----|------|----|----|----|------|-------|-----|-----|-----|----|-----|----|----|-----|----|------|------|-------|------|
| 2012 | ATL | 3.52 | 12 | 3  | 6  | .333 | 76.2  | 56  | 31  | 30  | 20 | 65  | 12 | 0  | 0   | 0  | 2.35 | 7.63 | 8.92  | .198 |
| 2013 | ATL | 5.09 | 13 | 3  | 5  | .375 | 76.0  | 76  | 45  | 43  | 19 | 67  | 13 | 1  | 0   | 0  | 2.25 | 7.93 | 11.25 | .253 |
| 2015 | SF  | 5.37 | 11 | 4  | 5  | .444 | 62.0  | 51  | 38  | 37  | 10 | 39  | 10 | 1  | 0   | 0  | 1.45 | 5.66 | 8.85  | .218 |
| 2016 | SF  | 3.61 | 20 | 2  | 6  | .250 | 42.1  | 49  | 19  | 17  | 10 | 29  | 2  | 1  | 1   | 0  | 2.13 | 6.17 | 12.54 | .282 |
| 2017 | SF  | 3.47 | 35 | 0  | 2  | .000 | 46.2  | 38  | 18  | 18  | 13 | 33  | 0  | 0  | 0   | 0  | 2.51 | 6.36 | 9.84  | .216 |
|      |     | 4.30 | 91 | 12 | 24 | .333 | 303.2 | 270 | 151 | 145 | 72 | 233 | 37 | 3  | 1   | 0  | 2.13 | 6.91 | 10.14 | .232 |

**ZIEGLER,BRAD**

| YR   | TM  | ERA  | GM  | W | L  | PCT  | IP    | H   | R  | ER | BB | SO  | GS | CG | SHO | SV | BBA  | SOA  | MOB   | OPP  |
|------|-----|------|-----|---|----|------|-------|-----|----|----|----|-----|----|----|-----|----|------|------|-------|------|
| 2012 | MIL | 3.00 | 23  | 0 | 2  | .000 | 21.0  | 13  | 7  | 7  | 7  | 18  | 0  | 0  | 0   | 20 | 3.00 | 7.71 | 8.57  | .173 |
| 2013 | MIL | 3.38 | 30  | 2 | 1  | .667 | 34.2  | 23  | 13 | 13 | 12 | 18  | 0  | 0  | 0   | 0  | 3.12 | 4.67 | 9.09  | .184 |
| 2014 | MIL | 2.70 | 25  | 2 | 4  | .333 | 40.0  | 23  | 12 | 12 | 10 | 27  | 0  | 0  | 0   | 3  | 2.25 | 6.08 | 7.43  | .163 |
| 2015 | MIL | 5.04 | 19  | 1 | 1  | .500 | 25.0  | 23  | 16 | 14 | 11 | 21  | 0  | 0  | 0   | 0  | 3.96 | 7.56 | 12.24 | .238 |
| 2016 | MIL | 1.48 | 24  | 1 | 2  | .333 | 24.1  | 13  | 6  | 4  | 6  | 20  | 0  | 0  | 0   | 19 | 2.22 | 7.40 | 7.03  | .153 |
| 2017 | WAS | 2.58 | 34  | 0 | 3  | .000 | 38.1  | 22  | 11 | 11 | 11 | 33  | 0  | 0  | 0   | 25 | 2.58 | 7.75 | 7.75  | .163 |
|      |     | 2.99 | 155 | 6 | 13 | .316 | 183.1 | 117 | 65 | 61 | 57 | 137 | 0  | 0  | 0   | 67 | 2.80 | 6.73 | 8.54  | .178 |

**ZIMMERMANN,JORDAN**

| YR   | TM  | ERA  | GM  | W  | L  | PCT  | IP    | H   | R   | ER  | BB  | SO  | GS  | CG | SHO | SV | BBA  | SOA  | MOB   | OPP  |
|------|-----|------|-----|----|----|------|-------|-----|-----|-----|-----|-----|-----|----|-----|----|------|------|-------|------|
| 2010 | CHI | 7.45 | 4   | 1  | 1  | .500 | 19.1  | 22  | 16  | 16  | 15  | 14  | 4   | 0  | 0   | 0  | 6.98 | 6.52 | 17.22 | .278 |
| 2011 | WAS | 0.00 | 0   | 0  | 0  | .000 | 0.0   | 0   | 0   | 0   | 0   | 0   | 0   | 0  | 0   | 0  | 0.00 | 0.00 | 0.00  | .000 |
| 2012 | WAS | 3.54 | 15  | 7  | 6  | .538 | 94.0  | 80  | 38  | 37  | 17  | 80  | 15  | 3  | 2   | 0  | 1.63 | 7.66 | 9.29  | .224 |
| 2013 | WAS | 2.55 | 18  | 7  | 5  | .583 | 113.0 | 74  | 36  | 32  | 30  | 106 | 18  | 1  | 0   | 0  | 2.39 | 8.44 | 8.28  | .182 |
| 2014 | WAS | 3.19 | 19  | 6  | 6  | .500 | 124.0 | 107 | 47  | 44  | 22  | 100 | 19  | 3  | 0   | 0  | 1.60 | 7.26 | 9.36  | .226 |
| 2015 | WAS | 2.28 | 18  | 9  | 4  | .692 | 110.2 | 68  | 29  | 28  | 10  | 85  | 17  | 3  | 2   | 0  | 0.81 | 6.91 | 6.34  | .172 |
| 2016 | WAS | 3.62 | 19  | 5  | 9  | .357 | 117.0 | 109 | 48  | 47  | 21  | 101 | 19  | 2  | 0   | 0  | 1.62 | 7.77 | 10.00 | .240 |
| 2017 | WAS | 6.05 | 10  | 2  | 5  | .286 | 55.0  | 80  | 37  | 37  | 10  | 50  | 10  | 0  | 0   | 0  | 1.64 | 8.18 | 14.73 | .330 |
|      |     | 3.43 | 103 | 37 | 36 | .507 | 633.0 | 540 | 251 | 241 | 125 | 536 | 102 | 12 | 4   | 0  | 1.78 | 7.62 | 9.45  | .224 |