

# Cleveland surprise winner in 1913 American League replay

*Naps erase 11-game deficit to win on season's final day;  
Edge Washington and Philadelphia by one game*



**Joe Boehling**

24-7, 1.36. Fourteen-game win streak helped lift Senators into pennant race



**AL MVP Joe Jackson**

Kept Cleveland Naps in pennant race throughout 1913 season. Led league in OBP, slugging, slugged 52 doubles, walked 106 times.



**Cy Young winner Walter Johnson**

24-9, 1.14, including two no-hitters. Washington ace dominated during last half of season., winning 16 in a row.

## **Naps, A's, Senators carry pennant chase to final game of 1913 AL replay**

Superior pitching dominates replay., including six no-hitters. League batting average was .218. League ERA was 2.62.

Detroit's Ty Cobb wins batting title with .360 average, edges Joe Jackson by four points.

## ***1913 replay introduction***

Rod Caborn  
1118 Washington Avenue  
Winter Park, Fla. 32789

**A**s far as accuracy was concerned, my 1913 AL replay had some flaws, but the playout of the replay was totally entertaining nonetheless. The replay was characterized by memorable highlights that made it one of the most unusual replays I have ever conducted.

The replay required 182 days to complete (Dec. 15, 2017 to June 15, 2018) and the compilation of the AL yearbook took another month to prepare. Prior to launching the replay, I spent approximately three weeks getting the replay elements prepared.

Two characteristics defined the 1913 AL replay.

First, Cleveland won the pennant, edging Washington and the Philadelphia A's (real-life winners) in a thrilling finish.

Second, offenses performed considerably below real-life performances and, conversely, pitchers dominated. This was likely a result of the 1913 cards lacking batting characteristic splits from both sides of the plate (the cards were one of APBA's first stabs at the Master Game symbols and it showed in the replay offensive stats v. real life performance. Even though the offensive performances were below par and the pitching was so overwhelming, the replay was totally enjoyable.

### ***1913 replay background and guidelines***

- The 1913 AL replay was a continuation of my Deadball Era replay series, starting with a 1911 replay.
- The MG symbols governed the use of players, per APBA Master Game rules.
- There were no XB cards or XC cards issued with the 1913 set, so I simply created my own 1913 AL XB/XC cards, using Steve's APBA Card Computer to calculate the batting and guesstimating the symbols that were not available through the online calculator.
- I used APBA's League Error factor, which was +3 for the 1913 season. The Error Factor turned many hits into errors and its use marked the second season I have used the Error Factor.

I also used an Error Randomizer, calculated by APBA guru Dave Larson to more accurately reflect the number of errors by position, particularly outfield errors, which were abnormally high in previous replays.

- I used a 154-game schedule developed from a numerical head-to-head formula as the baseline. To speed the replay along, all teams initially played one another in home-and-away three-game series, followed by two separate rounds of home-and-away four-game series. I incorporated the rhythmic East and West rhythms into the schedule, which made it feel considerably more realistic. Three doubleheaders were built into the schedule; Memorial Day, July 4 and Labor Day, which forced some of the less-used pitchers and XB pitchers to be used.

The "schedule dates" for the replay were April 11 through September 26. In real life, the AL season ended on October 6, which was 10 days after my replay final game date. As a result, I adjusted for integration and introduction of players into lineups as the season progressed, moving trades and debuts slightly ahead of schedule to ensure sufficient playing time for players, particularly September call-ups.

- The replay was played from the 2010 version of Master Game boards.
- Trades, roster changes and player debuts were conducted on the same or approximate date as real life. This added a considerable amount of detailed planning before the replay got underway. As the case with previous replays, the roster research clearly showed how rosters were managed, which teams suffered injuries in real life and how they had to adjust to injured player losses.

Player usage information was obtained via BaseballReference.com and Web searches.

- To the extent possible, position players were limited to their real-life games played, total plate appearances and at bats, using a combination of all three defining factors to govern usage.

The guideline governing the overall usage of position players was **common sense**. In some instances, this meant that position players generally had a few more at bats than real life, generally in the area of 20-30 more at bats. Some of the XB/XC players had a few more at bats than real life (not very many), but in the end the overall results and standings were not affected by player overuse.

As a general rule, previous replays have resulted in players reaching their real-life limits with about eight games left on the schedule, requiring some minor lineup juggling as the season neared its end.

Pitchers were restricted to the same number of starts as real life, with a couple of exceptions to accommodate the playing dates. Relief appearances were used with the same frequency as real life, differing only if there were blowout games or in-game situations (e.g. extra inning games) that demanded extended use of relievers.

- Sixteen Hall of Famers that appeared in the AL replay:

The pennant-winning Cleveland Naps 2b **Nap Lajoie** had an outstanding season.

The runner-up Washington Senators were led by Cy Young winner **Walter Johnson**. The Philadelphia A's, who tied with Washington, were led by 2b **Eddie Collins**, 3b **Frank (Home Run) Baker** and pitchers **Chief Bender** and **Eddie Plank**. Lefty pitched primarily in a limited relief role for Philadelphia. **Herb Pennock**

The fourth place Boston Red Sox featured two Hall of Famers in their lineup; CF **Tris Speaker** and RF **Harry Hooper**. The fifth-place Chicago White Sox included veteran **Ed Walsh** and C **Ray Schalk**, who took over behind the plate full-time for the Pale Hose. Also making a brief appearance with Chicago was OF **Edd Roush**.

Detroit's outfield combination of CF **Ty Cobb** and RF **Sam Crawford** both excelled, but could not offset a weak surrounding cast and mediocre pitching. St. Louis SS **Bobby Wallace**, at the tail end of his career, played for seventh-place St. Louis. The only Hall of Fame member of the re-named New York Yankees, who finished last, was infielder **Bill McKechnie**, who entered the Hall on the basis of his managerial accomplishments, not his performance as a player.

## 1913 American League Final Standings and Leaders

	<i>Replay Results</i>			<i>Real Life Results</i>		
	<u>W-L</u>	<u>Pct.</u>	<u>GB</u>	<u>W-L</u>	<u>Pct.</u>	<u>GB</u>
Cleveland Naps	88-66	.571	--	86-66	.566	9 ½
Philadelphia Athletics	87-67	.565	1	96-57	.627	--
Washington Senators	87-67	.565	1	90-64	.584	6 ½
Boston Red Sox	79-75	.513	9	79-71	.527	15 ½
Chicago White Sox	77-77	.500	11	78-74	.513	17 ½
Detroit Tigers	73-81	.474	15	66-87	.431	30
St. Louis Browns	65-89	.422	23	57-94	.378	38
New York Yankees	60-94	.390	28	57-96	.372	39

### Batting leaders

<b>Batting average</b>	Ty Cobb, Detroit, .360
<b>On base pct.</b>	Joe Jackson, Cleveland, .459
<b>Slugging pct.</b>	Joe Jackson, Cleveland, .546
<b>Doubles</b>	Joe Jackson, Cleveland, 52
<b>Triples</b>	Sam Crawford, Det, 24
<b>Home runs</b>	Sam Crawford, Det, 12
<b>Runs batted in</b>	Sam Crawford, Det, 93
<b>Base hits</b>	Ty Cobb, Detroit, 196
<b>Bases on balls</b>	Joe Jackson, Cleveland, 106
<b>Runs scored</b>	Joe Jackson, Cleveland, 100
<b>Stolen bases</b>	Ty Cobb, Detroit, 81

### Pitching leaders

<b>Earned run average</b>	Eddie Cicotte, Chicago, 0.90
<b>Wins</b>	Walter Johnson, Washington 25-9
<b>Won-lost pct.</b>	Chief Bender, Philadelphia 19-4, .826
<b>Shutouts</b>	Walter Johnson, Washington, 14
<b>Strikeouts</b>	Walter Johnson, Washington, 163
<b>Innings pitched</b>	Walter Johnson, Washington, 354.7
<b>Complete games</b>	Eddie Cicotte, Chicago, 27
<b>Saves</b>	Walter Johnson, Washington, 5

**Most Valuable Player** Joe Jackson , Cleveland

**Cy Young Award** Walter Johnson, Washington

**Reliever Award** Walter Johnson, Washington

***Cleveland wins fierce battle for AL pennant; win crown with win in final game.***

**T**he Cleveland Naps pulled a huge upset in the 1913 American League replay, coming from behind to defeat the defending champion (and real-life champion) Philadelphia A's and hold off the surging Washington Senators on the final day of the season

On Labor Day (Sept. 6), the AL pennant appeared to be over with the A's six games holding a comfortable six-game lead over Cleveland and Washington. As the final month played out, however, the A's fell apart down the stretch while the Naps and Senators relentlessly moved closer to the lead. Cleveland tied the A's for the top spot on September 20 and took the lead three days later. The Tigers then knocked off Cleveland in the next two games, setting the stage for a spectacular end to the pennant race. With one game left, the Athletics and Naps were tied for the lead at 87-66 with Washington one game behind at 86-67.

The Naps prevailed in the final game with Cy Falkenberg beating Detroit 9-3. The A's, meanwhile, completed a spectacular collapse as Bob Shawkey lost to Boston 6-2, dropping Philadelphia into a tie for second with Washington, behind Walter Johnson, beating New York 4-3 in 11 innings, but in need of a loss by Cleveland in order to tie for first place.

***Chicago, A's and Cleveland jockey for the lead in early going***

The light-hitting Chicago White Sox came out of the gate quickly to start the season, winning ten of their first 14 games to take over first place on April 26, finishing the month tied with Philadelphia at 13-5 with Cleveland, riding a five-game win streak to end the month one game behind on April 30.

The Naps extended their win streak to nine in a row before **Bill Steen** lost to the Yankees in a grueling 2-1, 15-inning setback on May 7. The A's and Cleveland tied for the lead on May 8, but the Naps won six of their next seven, building a two-game lead over Philadelphia by May 18 only to suffer back-to-back shutout losses on May 19-20 to Washington. The Athletics failed to capitalize on the opening, losing a pair to St. Louis and losing to the White Sox 2-1 in 13 innings on May 20, allowing Cleveland to maintain a three-game lead.

During the next 12 days, Philadelphia took over the lead with an 8-2 run while the Naps lost six in a row May 24-31 before defeating Chicago 7-6 in the nightcap of a Memorial Day doubleheader.

The White Sox quickly fell behind as May began, losing eight of nine games, slipping to dead even (22-22) by Memorial Day. As June began, Philadelphia caught the Naps and held a one-game edge over Cleveland.

***Philadelphia pulls away during mid-summer***

As spring gave way to summer, both the weather and the A's heated up at the same time, with Philadelphia winning six in a row to start June shortly followed by seven straight wins, lifting the Athletics to a six-game lead over the Naps and White Sox by June 18.

Both Chicago and Cleveland could not catch Philadelphia as June progressed. On June 30, Philadelphia's lead remained at six games over both teams.

The A's dropped a pair at Chicago to start July and then split with Cleveland in a the Fourth of July doubleheader. The White Sox, meanwhile, swept their Independence Day doubleheader, edging New York 4-3 and 5-4 and lift themselves back into the picture, only three games out of the lead.

As July played out, the Naps and White Sox continued to remain around six games behind Philadelphia. Boston, meanwhile, entered the pennant chase with a 14-4 run, pulling to within three games of the Athletics by July 18. With three teams now chasing them, the A's responded with another surge, winning eight of their last 10 to build their lead to five games ahead the Naps by July 31.

***Washington moves into the fray in August; but A's continue to look insurmountable***

As July morphed into August, another ncontender joined the pennant race

Washington, given up for dead, as far behind as 17 games in mid-July, finished off the month with six straight wins behind the quartet of **Walter Johnson**, **Joe Boehling**, **Bob Groom** and **Joe Engel**. The Senators kept on winning and stretched their win streak to 13 in a row before finally losing to A's righthander **Bob Shawkey** 3-0 on August 8. After dropping a second game to the A's the next day, the Senators continued to set a torrid pace, winning eight of 10 from Aug. 11-20, to pull into a tie for second place with Boston on Aug. 21, seven games out.

Chicago, hampered by their weak offense, begin to backslide, losing 15 of 19 from Aug. 1-26, falling 10 games off the pace. Cleveland also struggled, suffering a five-game losing streak in early August and then losing eight in a row from Aug 14-21, to drop 11 games behind the A's

Boston, minus injured Joe Wood, began to slide in late August, losing six of seven to end the month and fall into a tie for fourth place with the White Sox. With August in the books, Philadelphia had seemingly fought off the four contenders and built up what appeared to be a very comfortable lead.

The standings on August 31:

Philadelphia	78-51	.605	--
Washington	70-59	.543	8
Cleveland	60-60	.535	9
Boston	68-61	.517	10
Chicago	68-61	.517	10

### ***September turns into a nightmare for Philadelphia: Cleveland and Washington catch the A's***

Philadelphia's big lead evaporated with a remarkable suddenness.

The A's lost 3-1 to St. Louis's **Wiley Taylor** on September 1, but rebounded the next day as Shawkey shut out Chicago 1-0. The bottom then fell out as Philadelphia lost their next eight in a row, all at home, as their lead dwindled to one game over Cleveland by September 9

While the A's suffered through their eight-game losing streak, Washington won six of eight games to pull within two game of Philadelphia. Even Chicago, given up for dead, pulled within six games.

The A's pressed hard to hold their now-slim lead, winning four of their next five, including back-to-back shutouts by Shawkey and a combined 1-0 win by **Charlie Boardman** and **Boardwalk Brown** at New York on September 14-15. Washington, meanwhile, continued their winning ways, slipping past Cleveland to pull within two games of the lead.

On Sept. 16, the A's lost to New York's **Ray Keating** 2-1 while Cleveland, behind Bill Steen, beat Chicago 3-2, launching the Naps on a six-game win streak that propelled them into a tie with Philadelphia for the lead on Sept. 20, with the Senators only two games behind

Cleveland tied the A's for the top spot on September 20 and took over the lead by a single game on Sept. 21 as **Fred Blanding** beat Detroit 3-1 and Philadelphia only managed two hits while losing to Washington's Walter Johnson 1-0.

The A's lost a chance to catch the Naps on Sept. 24, losing to Boston 8-2, but moved back into a tie with Cleveland on Sept. 25, the season's next-to-the-last day with a 2-0 shutout of the Red Sox. Washington, only two games out, fell apart against the Yankees, losing 14-2 on the 24<sup>th</sup>, but edged the Yankees 3-2 on the 25<sup>th</sup> to pull within a game of Cleveland, setting the stage for a spectacular final day of the season.

With one game left, the Athletics and Naps were tied for the lead at 87-66 with Washington one game behind at 86-67.

Righthander Cy Falkenberg delivered the pennant to Cleveland with a 9-3 win over Detroit. At the same moment, the A's, Bob Shawkey, who faltered down the stretch, lost to Boston 6-2, completing an absolutely spectacular collapse that saw Philadelphia lose a huge lead and finish the season tied for second.



Philly righty Bob Shawkey lost four of his last five starts down the stretch as the A's gave up a sizeable lead.

The Senators, who needed for Cleveland to lose to have any chance for first place, beat New York New York 4-3 in 11 innings, behind Walter Johnson, but finished one game short, tied with Philadelphia to end the season.

### **Team by team recap**

#### **First place: Cleveland Naps, 88-66, .571, +1 game**

After a fast 15-6 start, the Naps took over first place on May 9 and remained on top through May 27, when Philadelphia caught Cleveland and moved into first by themselves on May 31.

From June 1 until September 1, the Naps mostly occupied second place, chasing Philadelphia. Starting Sept. 2 through the end of the season on Sept. 26, Cleveland went 19-5, with all five losses by one run. The pennant-winning September run, documented above, included five shutout wins and four wins in which Cleveland's pitching held the opposition to only one run.

The Naps were led by a two-man offense consisting of MVP **Joe Jackson** and 2b **Nap Lajoie**. Jackson (.356, .459, 6), drove in 81 runs, scored 100 runs, was second in base hits (195) and led the league in walks with 106. Lajoie (.301, .337 OBP) drove in 62 runs (eighth in the league).

What drove the Naps was a deep pitching staff led by Lefty **Vean Gregg** (18-15, 1.79) and righthander **Cy Falkenberg** (18-12, 2.31). **Willie Mitchell** (15-12, 1.86, including a no-hitter), **Fred Blanding** (13-11, 2.34) and **Bill Steen** (11-6, 2.24, including a couple of clutch wins down the stretch) were just good enough to push the Naps into the lead by the end of the season.

#### **Second place (tie): Philadelphia Athletics, 87-67, .565, -1 game**

The A's disappointing September slide ruined what had started out like a waltz to the 1913 pennant.

After dueling with Cleveland through May 31, the A's took over the top spot and remained there through September 19. After going 64-37 and holding a five-game lead on July 31, the A's began to show some signs of slippage in August, going 14-14, but surprisingly increasing their lead to eight games by August 31.

September, however, turned into a nightmare when the A's scored only five runs in their first eight games of the month with their lead shrinking to two games over the Naps, with Washington closing to six games behind.

The A's won four of five from Sept. 10-15, but from that point on, they lost six of their final 10 games, while the Naps won nine of their final 12 games, seizing the lead from the Athletics on Sept. 23.

Looking back, the A's troubles actually began in late June, when they held a seven-game lead over Cleveland and Chicago. From June 30 through the end of the season, Philadelphia had a 39-44 record and was never able to recapture the traction they enjoyed as they built up what seemed to be an insurmountable mid-season lead.

The A's fielded an All-Star infield with 2b **Eddie Collins** (.308, .415, 6) scoring 95 runs, driving in 55 runs, stealing 73 bases and walking 99 times, 1b **Stuffy McGinnis** (.307, .345, 6) with 90 RBIs, 3b **Frank Baker** (.292, .356, 9, 97 RBIs) and SS **Jack Barry** (.205, but the best fielding SS in the AL). The A's primary outfielders (**Eddie Murphy**, .252, **Amos Strunk**, .216, **Rube Oldring**, .197 and **Jimmy Walsh**, .211) were disappointing, collectively hitting only .220.



The A's top three pitchers were **Boardwalk Brown** (21-11, 2.19), **Chief Bender** (19-4, 1.11) and **Eddie Plank** (18-13, 1.98) were strong, but ran out of gas down the stretch, giving way to **Bob Shawkey** (5-5, 3.41) who lost four of five down the stretch in September. A weak link was righty **Duke Houck** (7-16, 5.14).

**Boardwalk Brown** led the A's with 21 wins, but often struggled with his control, walking 116 batters, tops in the league.



38-year old **Napoleon Lajoie** combined with RF Joe Jackson to lead the Naps to the '13



*Second place (tie): Washington Senators, 87-67, .565, -1 game*

The 1913 replay was like two seasons in one for the Senators. From Opening Day through June 29, the Nats drifted along at 31-40, .437. Starting June 30, however, they went 56-27, .675, the league's best record over the last three months of the campaign.


The Senators started out slowly at 7-11 in April with the offense the primary culprit, getting shut out five times and scoring only one run in four games. In May, the Senators bats continued to languish and Washington fell into a tie for seventh place, 10 games out of the lead by Memorial Day. By June 20, the punchless Senators had fallen 18 games behind and were battling with the weak St. Louis Browns to remain in sixth place.

By the end of June, Washington was still in sixth, 16 games out and only a game ahead of the Browns. With three losses to start July, the season looked over. On July 4, however, the Senators ace, Walter Johnson no-hit the Browns 1-0, which seemed to ignite the Nats, who went on to win 38 of their next 52 games, including a 13-game win streak from July 26-Aug. 7 and, a few games later, a five-game win streak Aug 14-18. The Senators finished August in second place, eight games behind the A's. While Washington's chances of actually catching Philadelphia looked dim, they had, at least, played themselves into respectability.

The Nats, however, did not rest on their laurels, winning 10 of 13 to start September and pulled to within a game of the A's on September 13.

After splitting a series at Boston and splitting a homestand against the A's, the Senators moved to within two games of the lead with four games left at New York. Washington won three of four to finish the season, but their surge fell one game short, tying the Senators with Philadelphia, a single game behind Cleveland.

The Senators pitching duo of **Walter Johnson** (25-9, 1.14) and lefty **Joe Boehling** (24-7, 1.36) was the best in the AL. **Bob Groom** (15-19, 2.50) pitched very well, but suffered from lack of support; the Senators were shut out in of Groom's losses.



Senators 1b **Chick Gandil** hit .303, one of only seven AL hitters to bat .300.

1b **Chick Gandil** (.303, .333, 3) was the Senators best hitter, driving in 78 runs with 185 hits. CF **Clyde Milan** (.227) stole 63 bases and leadoff man RF **Danny Moeller** (.193) stole 51 sacks, but neither constituted much of an offensive force. As a team, Washington hit only .216.

*Fourth place: Boston Red Sox, 79-75, .513, -9 games*

The defending 1912 replay champion Red Sox started out on a positively enough with winning records in April and May and, by July 21, with a 54-38 record, had crept past Chicago and Cleveland, to within three games of Philadelphia.

The loss of ace pitcher Joe Wood, however, on July 22, proved more than the Red Sox could bear, costing them one of their three primary starters. The Red Sox hung on in the pennant race through August 15, when they were only five games out of first, but from that point forward to the end of the season, Boston slowly sank in the standings, going 15-24 through the end of the season. They eventually settled into fourth place, two games ahead of the White Sox.

**Tris Speaker** (.334, .395, 9) carried the Red Sox offense, driving in 69 runs, stealing 56 bases and scoring 84 runs. LF **Duffy Lewis** (.252) drove in a team-leading 75 runs (most of them scoring Speaker, who batted ahead of him), teaming with RF **Harry Hooper** (.233) and Speaker to provide Boston pitchers with a near error-proof defensive outfield that committed only eight errors collectively during the 1913 season. **1b Clyde Engle** (.267) drove in 51 runs and slick fielding **3b Larry Gardner** (.226) had 53 RBIs.

Lefties **Ray Collins** (19-8, 1.63) and **Dutch Leonard** (17-11, 1.39) carried the pitching for Boston. Hugh Bedient, a standout in 1912, was 13-14, 1.77 and **Joe Wood**, injured in last July, as 11-7, 2.29. Reliever Charlie (Sea Lion) Hall save four games but was not particularly effective during the final third of the season, when the Red Sox needed him the most.



*Fifth place: Chicago White Sox, 77-77, .500 -11 games*

The White Sox resembled the renowned 1906 Hitless Wonders, featuring wonderful pitching but a woeful offense. The team only hit .192 and did not have a position player starter who hit better than .244.

The last half of 1913, however, was a different story. The punchless White Sox offense simply could not put runs on the board and the White Sox slowly drifted downward in the standings, eventually finishing at a dead even .500, with a 77-77 record.



The pitching-dependent Pale House were led by **Eddie Cicotte** (22-9, 0.90), who was almost unhittable and whose nine losses included three losses via shutouts and one loss in relief. **Jim Scott** (19-13, 1.81) and newcomer **Reb Russell** (18-20, 1.65) also pitched great, but were victimized all too often by the non-existent White Sox offense. Veteran **Ed Walsh** (7-7, 2.12) had some good starts in what was the twilight of his career.

**Eddie Cicotte** won 22 games despite pitching for a weak White Sox offense.

3b **Harry Lord** (.244, .298, 3) drove in 54 runs, stole 50 bases, and was the only White Sox batter to really mount much of an offensive threat as the Sox struggled to score runs. Illustrative of the White Sox lack of offense was the weak performances of RF **Shano Collins** (.171, .229, 1) and CF **Ping Bodie** (.227, .285, 9). 1b **Hal Chase**, obtained early in the season from the Yankees, hit only .229 and drove in only 39 runs.

*Sixth place: Detroit Tigers, sixth place, 73-81, .424, -15 games*

The Tigers started slowly, sunk into last place by mid-summer, and then finished strong, concluding the season in sixth place, five games behind Chicago.

The Tigers got off to a woeful start, losing eight of their first 10 games. After drifting to a 5-13 record by April 30, Detroit swept New York at home and steadied themselves, going 14-12 for May to improve to 19-25. After a 9-1 win at St. Louis to pull to within five games of .500, the Tigers went into a 6-21 tailspin, dropping them to 20 games under .500 by July 1.


They continued to drift along at losing pace throughout July (12-17), falling into last place on July 5 and moving in and out of last place July 31. After being blanked at home 6-0 by St. Louis's George Baumgardner on August 1, the Tigers found themselves still holding up the rest of the league with a disappointing record of 38-64, 11 games out of first place.

The Tigers then suddenly turned things around, starting with a stunning four-game sweep of Cleveland at League Park Aug 2-5. Detroit then won both of their next two series, taking three of four at Chicago and three of four, at home, against New York.

The surging Senators, however, put a momentary end to the Tigers winning ways in Detroit's next series, sweeping four in a row from the Tigers at Navin Field. After the sweep, however, the Tigers rebounded with series splits against the league-leading A's and fourth-place Boston, followed by a four-sweep of New York in the Polo Grounds.

From September 2-26, Detroit won 17 of their final 24 games to climb into sixth place, where they finished. From August 18 through the season's finish, Detroit compiled a 25-11 record, tied with pennant-winning Cleveland for the best mark in the league over the final 39 days of the season.

The Tigers offense was **Ty Cobb**, who led the AL in batting (.360, .409, 7) while stealing a league-leading 81 bases and scoring 89 runs. Batting behind Cobb, RF **Sam Crawford** (.285, .360, 12) socked 30 doubles, 24 triples and drove in a league-leading 115 runs, walking 75 times. Crawford's defense was also outstanding, throwing out 13 opposition baserunners. Every member of the Detroit infield hit less than .200 individually, effectively stifling Cobb and Crawford's output.



Tiger veteran **Ed Willett** threw four shutouts.

Righthanders **Jean Dubuc** (19-9, 2.23), **Hooks Dauss** (16-12, 2.38) and **Ed Willett** (15-16, 2.66, four shutouts) stood out, but the rest of the Tigers pitching staff performed poorly.

*Seventh place: St. Louis Browns 65-89, .422, -23 games*

The Browns, a last place team in 1912, got off to a slow 6-12 start, but raised hopes when they won eight of 10 in late May to finish the month at 20-24, nine games out.

Reality set in, however, when St. Louis lost seven in a row from June 26-July 3 and, after splitting their next six games, lost 13 of 14 from July 8 to July 22, dropping them into a tie for last place with slumping Detroit. The Browns escaped the cellar on July 29 and a 15-7 run from Aug. 9-Sept 2 elevated them into sixth place. With the season nearing an end, the Tigers passed the Browns on Sept 9, and St. Louis settled into seventh place, where they finished the season at 65-89, 23 games out and eight games behind sixth-place Detroit.



The Browns offense hit only .198 as a team with only RF **Gus Williams** (.241, .320, 4) with 81 RBIs, 3b **Jimmy Austin** (.226, .272, 3) with 55 RBIs and CF **Burt Shotton** (.250, .348, 1) with 84 BB and 32 steals making much of a contribution.

Browns RF **Gus Williams** led all AL outfielders with 20 OF assists.

Lefty **George Baumgardner** (16-17, 1.82) threw six shutouts and had a six-game win streak July 27-Aug. 24. In a 17-inning performance on Aug. 25, he threw 15  $\frac{1}{3}$  no-hit innings in the middle of an extra-inning marathon, only to give up a two-run HR to New York's Roger Peckinpaugh in the 17<sup>th</sup> and lose 3-0. **Roy Mitchell** (13-12, 2.86) pitched effectively while lefty Earl Hamilton (10-12, 2.26) fired three shutouts. **Carl Weilman** (8-19, 2.29) surprised Cleveland on June 9 with a no-hitter.

*Eighth place: New York Yankees, 60-94, .390, -28 games*


The hapless Yankees were adorned with a new name, but that was about all that changed as New York experienced the same losing ways as their previous namesake, the Highlanders. The good news was the Yanks did not lose 100 games. The bad news was that the Yankees landed in the cellar.

New York's woes were not helped by an ongoing series of injuries that kept their lineup in flux throughout the entire season. Any expectations of rising in the standings were put to rest early, starting the season at 6-16 and while fielding a lineup that changed as quickly as looking through a kaleidoscope, with players shifting positions and moving around to fill holes left by injuries or players who simply could not compete effectively.

Despite their problems, the Yankees did have a couple of bright moments midway in the season. They climbed out of last place for three weeks July 5-25, ahead of slumping Detroit, before returning for good to last place on Aug. 3. Starting a week later, New York won six straight, sweeping Cleveland in a four-game series and taking the first two games from Chicago, but quickly giving their gains back when they lost 10 in a row Aug. 26-Sept 4, the last four losses in a row to the surging Naps.

**Ray Fisher** (13-17, 2.91) and **Russ Ford** (12-14, 2.04) were the most consistent Yankee pitchers. **George McConnell** (7-16, 2.40) threw four shutouts, including an 8-0, 17-inning victory over St. Louis on Aug. 25. McConnell also suffered a heartbreaking 1-0, 18-inning loss to Philadelphia on June 15, but followed by blanking Boston 1-0, giving up only a late inning single to Neal Ball, on June 19.

Offensively, the Yankees lack much punch with All-Star LF **Birdie Cree** (.268, .308, 3), who drove in 58 runs and was 31-5 in stolen bases, the only batter who offered much of a threat. Leadoff man **Harry Wolter** (.218, .245, 3) walked 88 times.



Yankees righthander **Ray Fisher** (13-17, 2.91) threw three shutouts in the 1913 replay.

### 1913 American League Replay Inside the Pennant Race

	<i>Replay Results</i>			<i>Real Life Results</i>			
	<u>W-L</u>	<u>Pct</u>	<u>GB</u>		<u>W-L</u>	<u>Pct</u>	<u>GB</u>
Cleveland Naps	88-66	.571	--	Philadelphia Athletics	96-57	.627	--
Philadelphia Athletics	87-67	.565	1	Washington Senators	90-64	.584	6 ½
Washington Senators	87-67	.565	1	Cleveland Naps	86-66	.566	9 ½
Boston Red Sox	79-75	.513	9	Boston Red Sox	79-71	.527	15 ½
Chicago White Sox	77-77	.500	11	Chicago White Sox	78-74	.513	17 ½
Detroit Tigers	73-80	.474	15	Detroit Tigers	66-87	.431	30
St. Louis Browns	65-89	.422	23	New York Yankees	57-94	.378	38
New York Highlanders	60-94	.390	28	St. Louis Browns	57-96	.372	39

### Team v. Team Results

	<u>Cleve</u>	<u>Phila</u>	<u>Wash</u>	<u>Bos</u>	<u>Chi</u>	<u>Det</u>	<u>StL</u>	<u>NY</u>	<i>Wins</i>
Cleveland	-	11	10	13	11	14	15	14	88
Philadelphia	11	-	12	11	9	12	13	19	87
Washington	12	10	-	11	14	15	12	13	87
Boston	9	11	11	-	14	9	14	11	79
Chicago	11	13	8	8	-	13	13	11	77
Detroit	8	10	7	13	9	-	11	15	73
St. Louis	7	9	10	8	9	11	-	11	65
New York	<u>8</u>	<u>3</u>	<u>9</u>	<u>11</u>	<u>11</u>	<u>7</u>	<u>11</u>	-	<u>60</u>
<b>Losses</b>	66	67	67	75	77	80	89	94	616

*Read across for wins, down for losses*

<b>East v East</b>	<u>W-L</u>	<u>Pct</u>	<u>GB</u>	<b>East v West</b>	<u>W-L</u>	<u>Pct</u>	<u>GB</u>
Philadelphia	42-24	.636	--	Washington	53-35	.602	--
Washington	34-32	.515	8	Boston	46-42	.523	7
Boston	33-33	.500	9	Philadelphia	45-43	.511	8
New York	23-43	.348	19	New York	37-51	.307	16
Total	132-132	.500	-	Total	171-181	.486	-

<b>West v West</b>	<u>W-L</u>	<u>Pct</u>	<u>GB</u>	<b>West v East</b>	<u>W-L</u>	<u>Pct</u>	<u>GB</u>
Cleveland	40-26	.606	--	Cleveland	48-40	.545	--
Chicago	37-29	.560	3	Detroit	45-43	.511	3
Detroit	28-38	.424	12	Chicago	40-48	.455	8
St. Louis	27-39	.409	13	St. Louis	38-50	.431	10
Total	132-132	.500	-	Total	181-171	.514	-

**1913 AL Pennant Race month by month**

Standings thru April 30

<u>April</u>	<u>W-L</u>	<u>Pct.</u>	<u>GB</u>
Chicago	13-5	.722	-
Philadelphia	13-5	.722	-
Cleveland	12-6	.667	1
Boston	10-8	.556	3
Washington	7-11	.389	6
St. Louis	6-12	.333	7
New York	6-12	.333	7
Detroit	5-13	.278	8

Standings thru May 31

<u>May</u>	<u>W-L</u>	<u>Pct.</u>	<u>GB</u>	<u>Cumulative</u>	<u>W-L</u>	<u>Pct.</u>	<u>GB</u>
Philadelphia	16-10	.615	-	Philadelphia	29-15	.659	-
Cleveland	16-10	.615	-	Cleveland	28-16	.636	1
Boston	14-12	.538	2	Boston	24-20	.545	5
Detroit	14-12	.538	2	Chicago	22-22	.500	7
St. Louis	14-12	.538	2	St. Louis	20-24	.455	9
Washington	12-14	.462	4	Detroit	19-25	.423	10
Chicago	9-17	.346	7	Washington	19-25	.423	10
New York	9-17	.346	7	New York	15-29	.341	14

Standings thru June 30

<u>June</u>	<u>W-L</u>	<u>Pct.</u>	<u>GB</u>	<u>Cumulative</u>	<u>W-L</u>	<u>Pct.</u>	<u>GB</u>
Chicago	20-8	.714	-	Philadelphia	48-24	.667	-
Philadelphia	19-9	.679	1	Chicago	42-30	.583	6
Boston	16-12	.571	4	Cleveland	42-30	.583	6
Cleveland	14-14	.500	6	Boston	40-32	.556	8
Washington	13-15	.464	7	Washington	32-40	.444	16
New York	12-16	.429	8	St. Louis	31-41	.431	17
St. Louis	11-17	.393	9	New York	27-45	.375	21
Detroit	7-21	.250	13	Detroit	26-46	.361	22

Standings thru July 31

<u>July</u>	<u>W-L</u>	<u>Pct.</u>	<u>GB</u>	<u>Cumulative</u>	<u>W-L</u>	<u>Pct.</u>	<u>GB</u>
Washington	19-10	.655	-	Philadelphia	64-37	.634	-
Boston	17-12	.586	2	Cleveland	59-42	.584	5
Cleveland	17-12	.586	2	Boston	57-44	.564	7
Philadelphia	16-13	.552	3	Chicago	56-45	.554	8
Chicago	14-15	.483	5	Washington	52-49	.515	12
Detroit	12-17	.414	7	St. Louis	41-60	.406	23
New York	11-18	.379	8	New York	38-63	.376	26
St. Louis	10-19	.345	9	Detroit	38-63	.376	26

## Standings thru August 31

<u>August</u>	<u>W-L</u>	<u>Pct.</u>	<u>GB</u>	<u>Cumulative</u>	<u>W-L</u>	<u>Pct.</u>	<u>GB</u>
Washington	19-9	.679	-	Philadelphia	78-51	.605	-
Detroit	17-11	.604	2	Washington	71-58	.550	7
St. Louis	17-11	.604	2	Cleveland	69-60	.535	9
Philadelphia	14-14	.500	5	Boston	68-61	.527	10
Chicago	12-16	.429	7	Chicago	68-61	.527	10
New York	12-16	.429	7	St. Louis	58-71	.450	20
Boston	11-17	.393	8	Detroit	55-74	.426	23
Cleveland	10-18	.357	9	New York	50-79	.388	28

*Aug. 31: Senators climb into second place, move past Cleveland.*

## Standings thru September 26 (Final)

<u>September</u>	<u>W-L</u>	<u>Pct.</u>	<u>GB</u>	<u>Cumulative Final</u>	<u>W-L</u>	<u>Pct.</u>	<u>GB</u>
Cleveland	19-6	.760	-	Cleveland	88-66	.571	-
Detroit	18-7	.720	1	Philadelphia	87-67	.565	1
Washington	17-8	.680	2	Washington	87-67	.565	1
Boston	11-14	.440	8	Boston	79-75	.513	9
New York	10-15	.400	9	Chicago	77-77	.500	11
Philadelphia	9-16	.360	10	Detroit	73-81	.474	15
Chicago	9-16	.360	10	St. Louis	65-89	.422	23
St. Louis	7-18	.280	12	New York	60-94	.390	28

## Down the stretch

*bold face indicates significant change from previous week*

<u>August 16</u>	<u>W-L</u>	<u>Pct.</u>	<u>GB</u>	<u>August 23</u>	<u>W-L</u>	<u>Pct.</u>	<u>GB</u>
Philadelphia	70-46	.603	-	Philadelphia	74-48	.607	-
Boston	64-52	.552	6	Washington	67-55	.549	7
Washington	63-53	.543	7	Boston	66-56	.541	8
Cleveland	63-53	.543	7	Cleveland	64-58	.525	10
Chicago	61-55	.526	9	Chicago	64-58	.525	10
St. Louis	50-66	.431	20	St. Louis	54-68	.443	20
Detroit	48-68	.414	22	Detroit	50-72	.410	24
New York	45-71	.388	25	New York	49-73	.402	25

*Aug. 23: Washington moves past Boston, into second place. Cleveland slips to 10 games behind A's*

<u>August 30</u>	<u>W-L</u>	<u>Pct.</u>	<u>GB</u>	<u>September 5</u>	<u>W-L</u>	<u>Pct.</u>	<u>GB</u>
Philadelphia	77-51	.602	-	Philadelphia	79-56	.585	-
Washington	70-58	.547	7	Washington	74-61	.548	5
<b>Cleveland</b>	68-60	.531	9	Cleveland	74-61	.548	5
<b>Boston</b>	68-60	.531	9	Boston	71-64	.526	8
Chicago	67-61	.523	10	Chicago	71-64	.526	8
St. Louis	58-70	.453	19	St. Louis	61-74	.452	18
Detroit	54-74	.422	23	Detroit	59-76	.437	20
New York	50-78	.391	27	New York	51-84	.378	28

*Sept 5: Cleveland moves into tie for second place with Washington.*

<u>September 13</u>	<u>W-L</u>	<u>Pct.</u>	<u>GB</u>
Philadelphia	81-61	.570	-
Washington	80-62	.563	<b>1</b>
Cleveland	79-63	.556	<b>2</b>
Boston	73-69	.514	8
Chicago	73-69	.514	8
Detroit	64-78	.451	17
St. Louis	63-79	.444	18
New York	55-87	.387	26

<u>September 20</u>	<u>W-L</u>	<u>Pct.</u>	<u>GB</u>
<b>Philadelphia</b>	<b>85-64</b>	<b>.570</b>	-
<b>Washington</b>	<b>85-64</b>	<b>.570</b>	-
<b>Cleveland</b>	<b>84-65</b>	<b>.561</b>	<b>1</b>
Boston	76-73	.510	9
Chicago	75-74	.503	10
Detroit	70-79	.470	15
St. Louis	63-86	.423	22
New York	58-91	.389	27

*Sept 13: A's lead slips to one game over Washington and two games over charging Naps.*

*Sept 20: Washington ties A's for lead; Cleveland one game back.*

<u>September 25</u>	<u>W-L</u>	<u>Pct.</u>	<u>GB</u>
<b>Cleveland</b>	<b>87-66</b>	<b>.569</b>	-
<b>Philadelphia</b>	<b>87-66</b>	<b>.569</b>	-
<b>Washington</b>	<b>86-67</b>	<b>.561</b>	<b>1</b>
Boston	78-75	.510	9
Chicago	76-77	.497	11
Detroit	73-80	.477	14
St. Louis	65-88	.425	22
Boston	60-93	.392	27

<u>September 26 (Final)</u>	<u>W-L</u>	<u>Pct.</u>	<u>GB</u>
<b>Cleveland</b>	<b>88-66</b>	<b>.571</b>	-
Philadelphia	87-67	.565	1
Washington	87-67	.565	1
Boston	79-75	.513	9
Chicago	77-77	.500	11
Cincinnati	73-81	.474	15
St. Louis	65-89	.422	23
Boston	60-94	.390	28

*Sept 25: Cleveland and Athletics tied for lead with one game left. Senators one game behind.*

**Team records Month by Month**

**Cleveland Naps**

<u>Month by month</u>	<u>W-L</u>	<u>Pct.</u>	<u>Cumulative</u>	<u>W-L</u>	<u>Pct.</u>	<u>GB</u> <u>Cumulative</u>
April	12-6	.667	April	12-6	.667	-1
May	16-10	.615	May	28-16	.636	-1
June	14-14	.500	June	42-30	.583	-6
July	17-12	.586	July	59-42	.584	-5
August	10-18	.357	August	69-60	.535	-9
September	19-6	.760	September	88-66	.571	+1
Total	88-66	.571				

**Philadelphia Athletics**

<u>Month by month</u>	<u>W-L</u>	<u>Pct.</u>	<u>Cumulative</u>	<u>W-L</u>	<u>Pct.</u>	<u>GB</u> <u>Cumulative</u>
April	13-5	.722	April	13-5	.722	-
May	16-10	.615	May	29-15	.659	-
June	19-9	.679	June	48-24	.667	-
July	16-13	.552	July	64-37	.634	-
August	14-14	.500	August	78-51	.605	-
September	9-16	.360	September	87-67	.565	-1
Total	87-67	.565				

**Washington Senators**

<u>Month by month</u>	<u>W-L</u>	<u>Pct.</u>	<u>Cumulative</u>	<u>W-L</u>	<u>Pct.</u>	<u>GB</u> <u>Cumulative</u>
April	7-11	.389	April	7-11	.389	-6
May	12-14	.462	May	19-25	.432	-10
June	13-15	.464	June	32-40	.444	-16
July	19-10	.655	July	52-49	.515	-12
August	19-9	.679	August	71-58	.550	-7
September	17-8	.680	September	87-67	.565	-1
Total	89-65	.578				

**Boston Red Sox**

						GB
<u>Month by month</u>	<u>W-L</u>	<u>Pct.</u>	<u>Cumulative</u>	<u>W-L</u>	<u>Pct.</u>	<u>Cumulative</u>
April	10-8	.556	April	10-8	.556	-3
May	14-12	.538	May	24-20	.545	-5
June	16-12	.571	June	40-32	.556	-8
July	17-12	.586	July	57-44	.564	-7
August	11-17	.393	August	68-61	.527	-10
September	11-14	.440	September	79-75	.513	-9
Total	79-75	.513				

**Chicago White Sox**

						GB
<u>Month by month</u>	<u>W-L</u>	<u>Pct.</u>	<u>Cumulative</u>	<u>W-L</u>	<u>Pct.</u>	<u>Cumulative</u>
April	13-5	.722	April	13-5	.722	-
May	9-17	.346	May	22-22	.500	-7
June	20-8	.714	June	42-30	.583	-6
July	14-15	.483	July	56-45	.554	-8
August	12-16	.429	August	68-61	.527	-10
September	9-16	.360	September	77-77	.500	11
Total	77-77	.500				

**Detroit Tigers**

						GB
<u>Month by month</u>	<u>W-L</u>	<u>Pct.</u>	<u>Cumulative</u>	<u>W-L</u>	<u>Pct.</u>	<u>Cumulative</u>
April	5-13	.278	April	5-13	.278	-8
May	14-12	.538	May	19-25	.432	-10
June	7-21	.250	June	26-46	.361	-22
July	12-17	.414	July	38-63	.376	.26
August	17-11	.607	August	55-74	.426	-23
September	18-7	.720	September	73-81	.474	-15
Total	73-81	.474				

**St. Louis Browns**

<u>Month by month</u>	<u>W-L</u>	<u>Pct.</u>	<u>Cumulative</u>	<u>W-L</u>	<u>Pct.</u>	<u>Cumulative</u>
April	6-12	.333	April	6-12	.333	-7
May	14-12	.538	May	20-24	.455	-5
June	11-17	.393	June	31-41	.431	-17
July	10-19	.345	July	41-60	.406	-23
August	17-11	.607	August	58-71	.450	-20
September	7-18	.280	September	65-89	.422	-23
Total	65-89	.422				

**New York Yankees**

						GB
<u>Month by month</u>	<u>W-L</u>	<u>Pct.</u>	<u>Cumulative</u>	<u>W-L</u>	<u>Pct.</u>	<u>Cumulative</u>
April	6-12	.333	April	6-12	.333	-7
May	9-17	.346	May	15-29	.341	-14
June	12-16	.429	June	27-45	.375	-21
July	11-18	.379	July	38-63	.376	-26
August	12-16	.429	August	50-79	.388	-28
September	10-15	.400	September	60-94	.390	-28
Total	60-94	.390				



<b>Home</b>	<u>W-L</u>	<u>Pct.</u>	<b>Away</b>	<u>W-L</u>	<u>Pct.</u>
Washington	47-30	.610	Philadelphia	46-31	.662
Cleveland	44-33	.571	Cleveland	45-32	.584
Chicago	42-35	.545	Detroit	42-35	.545
Boston	41-36	.532	Washington	40-37	.519
Philadelphia	41-36	.532	Boston	38-39	.494
St. Louis	33-44	.429	Chicago	35-42	.455
Detroit	31-46	.403	St. Louis	32-45	.416
New York	28-49	.364	New York	32-45	.416

**Extra Inning games**

	W-L	Pct.
Philadelphia	9-5	.643
Boston	7-6	.625
Chicago	14-14	.500
Washington	14-14	.500
St. Louis	13-13	.500
Cleveland	12-12	.500
Detroit	4-7	.364
New York	8-15	.348

**One-run games**

	W-L	Pct.
Philadelphia	41-20	.672
Cleveland	39-28	.582
Washington	38-28	.576
Boston	30-32	.484
Detroit	28-32	.467
Chicago	33-41	.446
St. Louis	28-39	.418
New York	20-37	.351

**1-0 games**

	W-L	Pct.
Washington	11-4	.733
Philadelphia	5-2	.714
Chicago	8-9	.471
Cleveland	5-6	.455
Boston	6-9	.400
New York	4-6	.400
Detroit	2-3	.400
St. Louis	3-5	.375

**Shutouts**

	W-L	Pct.
Philadelphia	23-7	.767
Washington	28-17	.622
Cleveland	24-15	.615
Chicago	25-26	.490
Boston	21-26	.447
St. Louis	15-23	.395
Detroit	10-18	.357
New York	17-31	.354

**10+ runs scored  
in one game**

Detroit	9
Boston	8
Philadelphia	7
New York	7
Chicago	3
Washington	3
Cleveland	2
St. Louis	2

**10+ runs allowed  
in one game**

New York	9
Philadelphia	7
Washington	7
Detroit	6
Boston	4
Chicago	3
Cleveland	3
New York	1

**Longest games**

Date	Score	Innings
July 31	Washington 2, Boston 1	22
May 15	Washington 3, Chicago 2	19
May 27	Washington 3, Chicago 2	19
July 5	Philadelphia 5, Cleveland 3	19
June 15	Philadelphia 1, New York 0	18
July 14	Cleveland 4, Washington 3	18
Aug 2	St. Louis 2, Detroit 0	18
June 8	Chicago 1, Detroit 0	17
June 12	St. Louis 6, Detroit 5	17
June 13	Cleveland 1, Chicago 0	17
July 8	Cleveland 1, Boston 0	17
Aug 25	New York 3, St. Louis 0	17
June 8	Chicago 1, Detroit 0	17

## 1913 American League Team Totals

### Pitching was overwhelming in 1913 AL replay

Pitching totally dominated the 1913 AL replay with league hurlers averaging a 2.62 ERA, a dramatic drop from 1912 (3.64) and 1911 (3.70) and considerably below the real life ERA for the AL of 2.93.

In real life in 1913, AL batters averaged .256. In the 1913 replay, AL hitters only managed a miniscule .218 batting average and a .278 OBP. Another indication of the overwhelming pitching in the AL was the total of six no-hitters compared to two AL no-hitters in 1912 and 1911.

Run production in the replay reflected the lack of offensive punch. Teams averaged only 491 runs for the season, down from 1912's average of 696 runs per team, more than 200 runs per team. Another reflection of the dominance of pitching was the average number of hits per team; 1130 hits v 1432 hits in 1912. The two bottom teams, St. Louis and New York, failed to hit .200 as a team, hitting .198 and .192 respectively.

The lack of offense gave rise to increased reliance on base-stealing, which rose from an average of 163 SB per team, up from 134 SB in 1912, but the SB increase failed to result in any noticeable impact on run-scoring. Home runs continued to be a rarity, with teams averaging 25 HRs per team v. 29 HR from the previous season.

<u>Batting</u>	<u>Avg</u>	<u>OBP</u>	<u>G</u>	<u>AB</u>	<u>R</u>	<u>H</u>	<u>2B</u>	<u>3B</u>	<u>HR</u>	<u>RBI</u>	<u>BB</u>	<u>K</u>	<u>SB-CS</u>	<u>Sac</u>	<u>SF</u>	<u>HB</u>	<u>DP</u>	<u>E</u>
Philadelphia	<b>.235</b>	<b>.299</b>	154	5125	562	1204	195	83	<b>34</b>	518	457	498	183-73	60	<b>63</b>	37	67	163
Cleveland	.233	.286	154	5305	525	<b>1235</b>	218	80	13	473	398	462	152-59	60	61	20	<b>100</b>	169
Detroit	.232	.296	154	5214	<b>568</b>	1212	197	94	33	<b>524</b>	<b>484</b>	440	172-72	64	59	13	86	156
Boston	.223	.285	154	<b>5294</b>	512	1181	<b>221</b>	<b>103</b>	28	470	459	457	131-64	74	43	14	86	127
Washington	.216	.271	154	5136	452	1109	153	71	<b>34</b>	436	394	460	<b>202-91</b>	<b>95</b>	51	13	69	167
New York	.212	.278	154	5055	481	1071	172	94	14	415	474	462	158-58	73	49	11	69	170
St. Louis	.198	.257	154	5173	414	1023	167	67	17	389	407	<b>635</b>	127-70	67	41	21	85	<b>186</b>
Chicago	.192	.254	154	5204	413	1001	168	59	30	373	398	512	182-63	89	35	<b>42</b>	55	184
<b>AL Average</b>	<b>.218</b>	<b>.278</b>	<b>154</b>	<b>5188</b>	<b>491</b>	<b>1130</b>	<b>186</b>	<b>81</b>	<b>25</b>	<b>449</b>	<b>433</b>	<b>491</b>	<b>163-69</b>	<b>66</b>	<b>50</b>	<b>21</b>	<b>77</b>	<b>165</b>

<u>Pitch Batting</u>	<u>Avg</u>	<u>OBP</u>	<u>G</u>	<u>AB</u>	<u>R</u>	<u>H</u>	<u>2B</u>	<u>3B</u>	<u>HR</u>	<u>RBI</u>	<u>BB</u>	<u>K</u>	<u>SB-CS</u>	<u>Sac</u>	<u>SF</u>	<u>HB</u>	<u>DP</u>	<u>E</u>
Detroit	<b>.220</b>	<b>.252</b>	154	482	<b>44</b>	<b>106</b>	<b>25</b>	5	<b>3</b>	<b>31</b>	20	87	0-2	17	1	1	<b>9</b>	17
New York	.179	.218	154	463	33	83	20	4	1	29	23	97	1-2	15	2	1	5	30
Washington	.132	.165	154	453	21	60	8	<b>7</b>	1	16	17	104	0-0	<b>26</b>	3	1	7	<b>34</b>
Boston	.117	.202	154	469	35	55	10	4	1	16	<b>50</b>	124	0-0	12	2	0	7	19
St. Louis	.112	.165	154	465	30	52	5	1	0	12	30	116	1-0	7	2	0	7	29
Cleveland	.110	.151	154	<b>500</b>	28	55	6	1	1	14	25	<b>125</b>	1-1	14	3	<b>3</b>	7	28
Philadelphia	.108	.151	154	461	28	50	11	3	1	22	23	124	0-0	11	<b>4</b>	1	5	32
Chicago	.097	.150	154	476	22	46	11	0	3	18	9	90	0-0	16	2	1	9	27
<b>AL Average</b>	<b>.135</b>	<b>.178</b>	<b>154</b>	<b>471</b>	<b>30</b>	<b>63</b>	<b>12</b>	<b>3</b>	<b>1</b>	<b>20</b>	<b>25</b>	<b>108</b>	<b>1-1</b>	<b>14</b>	<b>3</b>	<b>1</b>	<b>7</b>	<b>28</b>

<u>Pitching</u>	<u>W-L</u>	<u>ERA</u>	<u>Apr</u>	<u>GS</u>	<u>CG</u>	<u>Sh</u>	<u>Sv</u>	<u>IP</u>	<u>H</u>	<u>R-ER</u>	<u>HR</u>	<u>BB</u>	<u>SO</u>	<u>HB</u>	
Chicago	77-77	<b>1.99</b>	220	154	87	25	3	<b>1449.0</b>	976	417-321	20	413	463	17	13
Cleveland	<b>88-66</b>	2.28	212	154	<b>90</b>	24	7	1370.0	987	429-347	25	422	574	17	20
Washington	87-67	2.44	235	154	81	<b>28</b>	8	1428.7	1071	453-388	14	443	517	21	25
Boston	79-75	2.46	218	154	79	21	6	1411.3	1150	459-385	24	435	553	19	31
St. Louis	65-89	2.55	203	154	80	15	5	1426.3	1149	483-404	23	431	449	16	26
Philadelphia	87-67	2.74	<b>247</b>	154	77	23	10	1384.3	1004	511-421	31	499	514	24	33
Detroit	73-81	3.26	225	154	78	10	<b>12</b>	1389.7	1257	583-448	28	450	448	17	33
New York	60-94	3.27	252	154	62	17	8	1393.3	1357	605-507	26	420	501	22	27
<b>AL Average</b>	<b>77-77</b>	<b>2.62</b>	<b>227</b>	<b>154</b>	<b>79</b>	<b>20</b>	<b>7</b>	<b>1407.7</b>	<b>1119</b>	<b>493-410</b>	<b>24</b>	<b>439</b>	<b>502</b>	<b>19</b>	<b>26</b>

Balks Boston 2, Chicago 1, Cleveland 1, Philadelphia 1

### Nap RF Joe Jackson, Washington ace Walter Johnson headline '13 AL All-Star Team

Cleveland's **Joe Jackson** was the only member of the Naps to earn a spot on the AL All-Star team, but Jackson's presence was all that was needed for the Naps to capture the 1913 AL pennant

Jackson was the driving force behind the Naps first-place finish, particularly down the stretch. The left-handed slugger either led or was among the leaders in almost every important offensive category. He led in on-base percentage (.459), slugging (.546), total bases (299), doubles (52), runs scored (100) and bases on balls (106). He finished second in batting (.356, only four points behind Detroit's Ty Cobb, third in RBIs (92), second in base hits (195), third in triples (17), tied for sixth in home runs (6). Defensively, Jackson committed 16 errors, but his strong arm repeatedly kept runners from taking extra bases. He threw 13 baserunners out.

Washington righthander **Walter Johnson** led the four-man All-Star pitching staff. Johnson went 25-9, 1.14, with a remarkable 14 shutout, including a pair of no-hitters. He led the league in strikeouts (163), innings pitched (354.7), game appearances (48) and saves (5).

Rounding out the pitching staff were Johnson's teammate, newcomer **Joe Boehling** (24-9, 1.36), Chicago ace **Eddie Cicotte** (22-9, including nine shutouts, with a league-leading microscopic 0.90 ERA), Boston southpaw **Ray Collins** (19-8, 1.63, eight shutouts), who kept the Red Sox in the pennant chase until late in the season, and the A's **Chief Bender** (19-4, 1.11) who was equally impressive as a starter or in long relief assignments.

Detroit's **Ty Cobb** (.360, .409, 7) earned All-Star honors in CF, edging 1912 MVP **Tris Speaker** (.334, .395 OBP, 9 HR, 69 RBIs, 56 SB). Cobb led the league in batting (.360), base hits (196), and SB (81). Hitting ahead of hard-hitting teammate **Sam Crawford**, Cobb scored 89 runs. Yankees LF **Birdie Cree** (.268, 153 hits, 33 doubles) was picked over Boston's Duffy Lewis (75 RBIs), one of the best defensive outfielders in the replay. New York's **Ed Sweeney**, the best of a poor catching group, was the All-Star catcher

The four Philadelphia infielders, 1b **Stuffy McInnis**, 2b **Eddie Collins**, SS **Jack Barry**, and 3b **Frank Baker**, comprised the All-Star infield. McInnis (.307, .345, 90 RBIs, 177 hits) edged Washington's **Chick Gandil** (.303, 78 RBIs). Collins (.308, .415, 174 hits, 12 triples, 73 SB) was selected over Cleveland's veteran **Napoleon Lajoie** (.301, .337, 83 RBIs, 158 hits, 26 doubles). Light-hitting **Jack Barry** made up for his lack of offensive (.205, 11 sac flies) with superb defensive play, while teammate **Frank Baker**, at third, had a solid year (.292, .356, 9, 92 RBIs, nine home runs)

Repeaters from the 1912 AL All-Star team : Joe Jackson, Frank Baker, Eddie Collins, Stuffy McInnis, and Walter Johnson

Player	Avg	OBP	G	AB	R	H	2b	3b	HR	RBI	BB	K	SB-CS	Sac	SF	HBP	E
C Ed Sweeney, NY	.231	.301	113	376	27	87	10	4	2	43	37	58	4-3	4	3	2	14
1B Stuffy McInnis, Phila	.307	.345	145	577	68	177	22	3	6	90	35	27	18-6	8	8	3	2
2b Eddie Collins, Phila	.308	.415	148	565	95	174	22	3	6	55	99	17	73-12	2	7	9	20
SS Jack Barry, Phila	.205	.263	145	484	42	99	18	7	5	52	36	31	14-10	7	11	6	18
3B Frank Baker, Phila	.292	.356	142	578	70	169	30	8	9	97	58	32	21-12	0	6	2	22
LF Birdie Cree, NY	.268	.308	143	570	54	153	33	9	1	58	34	30	31-5	1	7	2	13
CF Ty Cobb, Det	.360	.409	138	545	89	196	23	18	7	68	49	32	81-12	3	7	1	16

RF Joe Jackson, Cleve	.356	.459	146	548	100	195	52	17	6	92	109	20	29-10	0	6	4	16
-----------------------	------	------	-----	-----	-----	-----	----	----	---	----	-----	----	-------	---	---	---	----

Starting pitchers	W-L	ERA	G	GS	CG	Sh	Sv	IP	H	R-ER	HR	BB	SO	HB	WP
Walter Johnson, Wash	25-9	1.14	48	36	26	14	5	354.7	181	60-45	1	92	163	6	1
Joe Boehling, Wash	24-7	1.36	32	25	21	4	1	245.0	120	46-37	1	70	71	4	5
Eddie Cicotte, Chi	22-9	0.90	35	30	27	9	1	309.7	132	44-31	1	71	81	5	2
Ray Collins, Bos	19-8	1.63	32	31	21	8	0	282.3	169	55-51	3	58	100	2	0
Chief Bender, Phila	19-4	1.11	41	21	17	6	2	227.3	107	35-28	5	50	65	5	2

**Most Valuable Player:** Joe Jackson, Cleveland

**Cy Young and: Reliever of Year:** Walter Johnson, Washington

★ 1913 American League All Star Team ★



LF Birdie Cree, NY



CF Ty Cobb, Detroit



RF Joe Jackson, Cleve  
Most Valuable Player




SS Jack Barry, Phila




2b Eddie Collins, Phila



3b Frank Baker,



C Ed Sweeney,



1b Stuffey McInnis, Phila




P Walter Johnson, Wash  
Cy Young Award winner




P Chief Bender, Phila



P Joe Behling, Wash



P Ray Collins, Bos



P Eddie Cicotte, Chi

### 1913 American League Batting Leaders

<u>Batting Average (Min 477 PA)</u>			<u>On Base Pct. (Min 477 PA)</u>			<u>Runs Batted In</u>		
1	Ty Cobb, Det	.360	Joe Jackson, Cleve	.459	Sam Crawford, Det	115		
2	Joe Jackson, Cleve	.356	Eddie Collins, Phila	.415	Frank Baker, Phi	97		
3	Tris Speaker, Bos	.334	Ty Cobb, Det	.409	Joe Jackson, Cleve	92		
4	Eddie Collins, Phi	.308	Tris Speaker, Bos	.395	Stuffy McInnis, Phi	90		
5	Stuffy McInnis, Phi	.307	Sam Crawford, Det	.360	Nap Lajoie, Cleve	83		
6	Chick Gandil, Wash	.303	Frank Baker, Phila	.356	Gus Williams,,StL	81		
7	Nap Lajoie, Cleve	.301	Burt Shotton, StL	.348	Chick Gandil, Wash	78		
8	Frank Baker, Phila	.292	Harry Wolter, NYY	.346	Duffy Lewis, Bos	75		
9	Sam Crawford, Det	.285	Stuffy McInnis, Phila	.345	Tris Speaker, Bos	69		
10	Birdie Cree, NYY	.268	Nap Lajoie, Cleve	.337	Ty Cobb, Det	68		
 <u>Base Hits</u>			 <u>Doubles</u>			 <u>Triples</u>		
1	Ty Cobb, Det	196	Joe Jackson, Cleve	52	Sam Crawford, Det	24		
2	Joe Jackson, Cleve	195	Tris Speaker, Bos	45	Ty Cobb, Det	18		
3	Tris Speaker, Bos	193	Birdie Cree, NYY	33	Joe Jackson, Cleve	17		
4	Chick Gandil, Wash	185	Sam Crawford, Det	30	Tris Speaker, Bos	16		
5	Stuffy McInnis, Phi	177	Frank Baker, Phila	30	Harry Hooper, Bos	16		
6	Eddie Collins, Phi	174	Nap Lajoie, Cleve Chi	26	Gus Williams,,StL	15		
7	Frank Baker, Phila	169	Harry Hooper, Bos	26	Harry Lord, Chi	14		
8	Sam Crawford, Det	168	Harry Lord, Chi	25	Doc Johnston, Cleve	14		
9	Nap Lajoie, Cleve	158	Del Pratt, StL	25	Rube Oldring, Phil	13		
10	Birdie Cree, NYY	153	Four tied with	24	Eddie Collins, Phi	12		
					Clyde Engle, Bos	12		
 <u>Home runs</u>			 <u>Runs scored</u>			 <u>Bases on balls</u>		
1	Sam Crawford, Det	12	Joe Jackson, Cleve	100	Joe Jackson, Cleve	106		
2	Tris Speaker, Bos	9	Eddie Collins, Phi	95	Eddie Collins, Phi	99		
3	Frank Baker, Phila	9	Harry Wolter, NYY	94	Harry Wolter, NYY	88		
4	Ping Bodie, Chi	9	Ty Cobb, Det	89	Burt Shotton, StL	84		
5	Danny Moeller, Wash	8	Burt Shotton, StL	87	Donie Bush, Det	83		
6	Ty Cobb, Det	7	Tris Speaker, Bos	84	Danny Moeller, Wash	80		
7	Joe Jackson, Cleve	6	Donie Bush, Det	84	Sam Crawford, Det	75		
8	Rube Oldring, Phil	6	Ray Chapman, Cleve	80	Roy Hartzell, NYY	70		
9	Stuffy McInnis, Phi	6	Sam Crawford, Det	75	Gus Williams,,StL	68		
10	Five tied with	5	Danny Moeller, Wash	74	Frank Baker, Phila	58		
					Harry Hooper, Bos	58		
 <u>Stolen bases</u>			 <u>Caught Stealing</u>			 <u>Strikeouts</u>		
1	Ty Cobb, Det	81	Clyde Milan, Wash	t21	Danny Moeller, Wash	94		
2	Eddie Collins, Phi	73	Burt Shotton, StL	t21	Gus Williams,,StL	74		
3	Clyde Milan, Wash	63	Danny Moeller, Wash	20	Buck Weaver, Chi	62		
4	Tris Speaker, Bos	56	Donie Bush, Det	15	Ed Sweeney, NYY	62		
5	Danny Moeller, Wash	51	Ray Morgan, Wash	15	Rube Oldring, Phi	58		
6	Harry Lord, Chi	50	Eight tied with	12	Doc Johnston, Cleve	58		
7	Ray Chapman, Cleve	35			Shano Collins, Chi	56		
8	Buck Weaver, Chi	33			Harry Hooper, Bos	52		
9	Burt Shotton, StL	32			Ping Bodie, Chi	51		
10	Birdie Cree, NYY	31			Burt Shotton, StL	51		

<u>Sacrifice hits</u>			<u>Sacrifice flies</u>			<u>At bats</u>		
1	Steve Yerkes, Bos	20	Sam Crawford, Det	12	Donie Bush, Det	625		
2	Buck Weaver, Chi	14	Jack Barry, Phi	11	Harry Lord, Chi	620		
3	Ray Chapman, Cleve	12	Roy Hartzell, NYY	11	Harry Hooper, Bos	613		
4	Ray Morgan, Wash	12	Duffy Lewis, Bos	11	Chick Gandil, Wash	610		
5	Jimmy Austin, StL	11	Bobby Veach, Det	11	Clyde Milan, Wash	604		
6	Ray Schalk, Chi	11	Jimmy Austin, StL	10	Buck Weaver, Chi	602		
7	Harry Wolter, NYY	11	Chick Gandil, Wash	10	Danny Moeller, Wash	591		
8	Del Pratt, StL	10	Nap Lajoie, Cleve	10	Sam Crawford, Det	589		
9	Morrie Rath, Chi	10	Gus Williams, StL	10	Del Pratt, StL	589		
10	Six tied with	9	George McBride, Wash	8	Duffy Lewis, Bos	587		
			Stuffy McInnis, Phi	8				
<u>Games Appeared</u>			<u>Hit by pitch</u>			<u>Grounded into Double Plays</u>		
1	Donie Bush, Det	t154	Eddie Collins, Phi	9	Nap Lajoie, Cleve	16		
2	Sam Crawford, Det	t154	Jack Graney, Cleve	8	Ed Sweeney, NYY	15		
3	Clyde Milan, Wash	t154	Jack Barry, Phi	6	Clyde Engle, Bos	14		
4	Jimmy Austin, StL	152	Eddie Murphy, Phi	6	Harry Hooper, Bos	12		
5	Chick Gandil, Wash	152	Rube Oldring, Phi	6	Jimmy Austin, StL	11		
6	George McBride, Wash	152	Johnny Johnston, StL	5	Terry Turner, Cleve	11		
7	Del Pratt, StL	152	Nap Lajoie, Cleve	5	Joe Jackson, Cleve	10		
8	Harry Lord, Chi	151	Ray Schalk, Chi	5	Del Pratt, StL	10		
9	Danny Moeller, Wash	149	Four tied with	4	Bobby Veach, Det	10		
10	Eddie Collins, Phi	148			Gus Williams,,StL	10		
	Duffy Lewis, Bos	148						
<u>Total Bases</u>			<u>Slugging (Min. 477 PA)</u>			<u>Low Bat Average (Min 225 PA)</u>		
1	Joe Jackson, Cleve	299	Joe Jackson, Cleve	.546	Hal Janvrin, Bos	.138		
2	Tris Speaker, Cleve	297	Tris Speaker, Cleve	.514	Wally Mattick Chi	.148		
3	Sam Crawford, Det	282	Ty Cobb, Det	.506	Oscar Stanage, Det	.149		
4	Ty Cobb, Det	276	Sam Crawford, Det	.479	Bert Daniels, NYY	.153		
5	Frank Baker, Phi	242	Frank Baker, Phi	.419	Mike Balenti, StL	.154		
6	Chick Gandil, Wash	230	Eddie Collins, Phi	.391	Joe Berger, Chi	.156		
7	Stuffy McInnis, Phi	223	Stuffy McInnis, Phi	.386	Sam Agnew, StL	.164		
8	Eddie Collins, Phi	221	Chick Gandil, Wash	.377	Fred Carisch, Cleve	.165		
9	Harry Hooper, Bos	213	Clyde Engle, Bos	.374	Heinie Wagner Bos	.170		
10	Harry Lord, Chi	213	Nap Lajoie, Cleve	.371	Shano Collins, Chi	.171		
<u>Low OB Pct. (Min 225 PA)</u>								
1	Sam Agnew, StL	.184						
2	Bert Daniels, NYY	.189						
3	Hal Janvrin, Bos	.209						
4	Oscar Stanage, Det	.213						
5	Mike Balenti, StL	.214						
6	Wally Mattick Chi	.214						
7	Howard Shanks, Wash	.226						
8	Eddie Ainsmith, Wash	.229						
9	Shano Collins, Chi	.229						
10	Ossie Vitt, Det	.231						

### 1913 American League Pitching Leaders

<u>Earned Run Avg (Min. 154 IP)</u>		<u>Wins</u>	<u>Won-Lost Pct 10 or more decisions</u>	
1	Eddie Cicotte, Chi 0.90	Walter Johnson, Wash 25-9	Chief Bender, Phi 19-4	.826
2	Chief Bender, Phi 1.11	Joe Boehling, Wash 24-7	Joe Boehling, Wash 24-7	.774
3	Walter Johnson, Wash 1.14	Eddie Cicotte, Chi 22-9	Walter Johnson, Wash 25-9	.735
4	Joe Boehling, Wash 1.36	Boardwalk Brown, Phi 21-11	Eddie Cicotte, Chi 22-9	.710
5	Dutch Leonard, Bos 1.39	Chief Bender, Phi 19-4	Ray Collins, Bos 19-8	.704
6	Ray Collins, Bos 1.63	Ray Collins, Bos 19-8	Jean Dubuc, Det 19-9	.679
7	Reb Russell, Chi 1.65	Jean Dubuc, Det 19-9	Boardwalk Brown, Phi 11-6	.647
8	Hugh Bedient, Bos 1.77	Jim Scott, Chi 19-13	Bill Steen, Cleve 9-5	.643
9	Veau Gregg, Cleve 1.79	Four tied with 18	Charley Hall, Bos 15-9	.625
10	Jim Scott, Chi 1.81		Willie Mitchell, Cleve 15-9	.625
			Joe Bush 10-6	.625

<u>Shutouts</u>		<u>Strikeouts</u>	<u>Bases on balls</u>	
1	Walter Johnson, Wash 14	Walter Johnson, Wash 163	Boardwalk Brown, Phi 116	
2	Eddie Cicotte, Chi 9	Eddie Plank, Phi 146	Duke Houck, Phi 98	
3	Ray Collins, Bos 8	Cy Falkenberg, Cleve 138	Jim Scott, Chi 95	
4	Dutch Leonard, Bos 7	Veau Gregg, Cleve 133	Veau Gregg, Cleve 94	
5	Jim Scott, Chi 7	Dutch Leonard, Bos 114	Walter Johnson, Wash 92	
6	Geo. Baumgardner, StL 6	Willie Mitchell, Cleve 111	Jean Dubuc, Det 91	
7	Chief Bender, Phi 6	Bob Groom, Wash 108	Geo. Baumgardner, StL 88	
8	Boardwalk Brown, Phi 6	Ray Keating, NYY 105	Reb Russell, Chi 87	
9	Cy Falkenberg, Cleve 6	Reb Russell, Chi 102	Cy Falkenberg, Cleve 86	
10	Three tied with 5	Ray Collins, Bos 100	Tiny Leverenz, Chi 85	

<u>Innings Pitched</u>		<u>Hits allowed</u>	<u>Total runs allowed</u>	
1	Walter Johnson, Wash 354.7	Bob Groom, Wash 229	Duke Houck, Phi 106	
2	Reb Russell, Chi 328.0	Ray Fisher, NYY 224	Ray Fisher, NYY 101	
3	Jim Scott, Chi 328.0	Carl Weillman, StL 222	Bob Groom, Wash 96	
4	Eddie Cicotte, Chi 309.7	Hugh Bedient, Bos 218	Lefty Schulz, NYY 95	
5	Bob Groom, Wash 309.7	Lefty Schulz, NYY 207	Ed Willett, Det 94	
6	Geo. Baumgardner StL 296.3	Ed Willett, Det 203	Reb Russell, Chi 89	
7	Veau Gregg, Cleve 291.7	Hooks Dauss, Det 203	Roy Mitchell, StL 88	
8	Eddie Plank, Phi 287.0	Russ Ford, NYY 202	Tiny Leverenz, Chi 88	
9	Hugh Bedient, Bos 284.3	Roy Mitchell, StL 202	Hooks Dauss, Det 87	
10	Boardwalk Brown, Phi 283.0	Geo. Baumgardner StLs 201	Boardwalk Brown, Phi 85	

<u>Earned runs allowed</u>		<u>Games Appeared</u>	<u>Games Started</u>	
1	Duke Houck, Phi 95	Walter Johnson, Wash 48	Reb Russell, Chi 37	
2	Ray Fisher, NYY 86	Chief Bender, Phi 41	Walter Johnson, Wash 36	
3	Bob Groom, Wash 86	Eddie Plank, Phi 41	Jim Scott, Chi 36	
4	Lefty Schulz, NYY 82	Geo. Baumgardner, StL 39	Bob Groom, Wash 36	
5	Ed Willett, Det 79	Reb Russell, Chi 39	Cy Falkenberg, Cleve 35	
6	Roy Mitchell, StL 78	Ray Fisher, NYY 39	Boardwalk Brown, Phi 35	
7	Marc Hall, Det 74	Boardwalk Brown, Phi 38	Veau Gregg, Cleve 32	
8	Boardwalk Brown, Phi 69	Jim Scott, Chi 38	Four tied with 31	
9	Hooks Dauss, Det 69	Cy Falkenberg, Cleve 36		
10	Tiny Leverenz, Chi 69	Bob Groom, Wash 36		



<u>Complete Games</u>		<u>Saves</u>		<u>Home Runs Allowed</u>			
1	Eddie Cicotte, Chi	27	Walter Johnson, Wash	5	Frank Lange, Chi	8	
2	Walter Johnson, Wash	26	Joe Bush, Phi	4	Cy Falkenberg, Cleve	7	
3	Reb Russell, Chi	24	Charley Hall, Bos	4	Bob Groom, Wash	7	
4	Jim Scott, Chi	24	Mack Allison, StL	3	Dutch Klawitter, Det	7	
5	Bob Groom, Wash	22	Fritz Blanding, Cleve	3	Geo. Baumgardner StL	6	
6	Cy Falkenberg, Cleve	22	Willie Mitchell, Cleve	3	Boardwalk Brown, Phi	6	
7	Veau Gregg, Cleve	22	Carl Zamloch, Det	3	Duke Houck, Phi	6	
8	Jean Dubuc, Det	22	Six tied with	2	Ray Fisher, NYY	6	
9	Four tied with	21			Russ Ford, NYY	6	
10					Carl Weilmann, StL	6	
<u>Wild pitches</u>		<u>Hit batsmen</u>		<u>Balks</u>			
1	Boardwalk Brown, Phi	9	Hugh Bedient, Bos	t7	Dutch Leonard, Bos	2	
2	Marc Hall, Det	9	Reb Russell, Chi	7	Veau Gregg, Cleve	1	
3	Lefty Schulz, NYY	8	Boardwalk Brown, Phi	6	Doc White, Chi	1	
4	Rube Foster, Bos	7	Ray Fisher, NYY	6	Weldon Wyckoff, Phi	1	
5	Veau Gregg, Cleve	7	Veau Gregg, Cleve	6			
6	Earl Mosely, Bos	7	Bob Groom, Wash	6			
7	Carl Weilmann, StL	7	Walter Johnson, Wash	6			
8	Four tied with	6	Carl Weilmann, StL	6			
9			Eddie Cicotte, Chi	5			
10			Ed Willett, Det	5			
<u>Games Lost</u>		<u>Worst W-L Pct. (10 Dec)</u>		<u>W-L</u>	<u>Pct</u>	<u>High ERA (77 IP)</u>	
1	Reb Russell, Chi	18-20	Buck O'Brien, Bos-Chi	2-12	.143	Tom Hughes, Wash	5.95
2	Bob Groom, Wash	15-19	Tom Hughes, Wash	2-11	.154	George Mullin, Det-Wash	5.35
3	Carl Weilmann, StL	8-19	Carl Weilmann, StL	8-19	.296	Duke Houck, Phi	5.14
4	Geo. Baumgardner StL	16-17	Rube Foster, Bos	3-7	.300	Lefty Schulz, NYY	4.26
5	Ray Fisher, NYY	13-17	Doc White, Chi	3-7	.300	Charlie Hall, Bos	4.06
6	Duke Houck, Phi	7-16	Duke Houck, Phi	7-16	.304	Earl Mosely, Bos	4.03
7	George McConnell, NYY	7-16	George McConnell, NYY	7-16	.304	Marc Hall, Det	3.85
8	Ed Willett, Det	15-16	Joe Benz, Chi	4-9	.308	Ray Caldwell, NYY	3.53
9	Tiny Leverenz, StL	9-16	Marc Hall, Det	6-12	.333	Joe Lake, Det	3.43
10	Veau Gregg, Cleve	18-15	Ray Keating, NYY	6-12	.333	Bob Shawkey, Phila	3.41
<u>Unearned runs allowed</u>							
1	Reb Russell, Chi	29					
2	Ray Keating, NYY	21					
3	Tiny Leverenz, Chi	19					
4	Hooks Dauss, Det	19					
5	Russ Ford, NYY	18					
6	George Kahler, Cleve	18					
7	Eddie Plank, Phi	18					
8	Veau Gregg, Cleve	17					
9	Four tied with	16					

## 1913 AL Fielding Errors by Position

Regular players and players who logged significant time at a listed position are shown.

Errors listed show errors committed *only at listed position*. Italics indicate *estimated* games at a position (estimate based on number of appearances exclusive of PH, PR appearances). Players with only a few appearances are not listed.

<b>Catcher</b>	G	E	<b>Shortstop</b>	G	E
Bill Carrigan, Bos	80	5	Jack Barry, Phila	145	18
Oscar Stanage, Det	81	5	George McBride, Wash	152	22
Bunny Brief, StL	72	5	Rog. Peckinpaugh, Cle-NY	101	22
Doc Johnston, Cleve	122	6	Donie Bush, Det	154	26
Jack Lapp, Phila	65	7	Heinie Wagner, Bos	111	27
Steve O'Neill, Cleve	70	10	Ray Chapman, Cleve	134	30
Eddie Ainsmith, Wash	70	11	Buck Weaver, Chi	141	34
Wally Schang, Phila	67	12			
John Henry, Wash	85	14	Neal Ball, Bos	9	2
Ed Sweeney, NY	111	14	Dee Walsh, StL	22	3
Fred Carisch, Cleve	74	14	Joe Berger, Chi	11	4
Sam Agnew, StL	84	17	Bill Orr, Phila	31	5
Ray Schalk, Chi	115	19	Hal Janvrin, Bos	57	6
			Doc Lavan, StL	32	7
Hick Cady, Bos	36	0	Bobby Wallace, StL	45	11
Grover Land, Cleve	16	2	Mike Balenti, StL	61	12
Ira Thomas, Phila	34	2			
Walt Kuhn, Chi	20	3	<b>Third base</b>	G	E
Pinch Thomas	22	3	Ezra Midkiff, NY	70	8
Rip Williams, Wash	20	4	Terry Turner, Cleve	99	8
Henri Rondeau, Det	23	4	Jimmy Austin, StL	145	12
Dick Gossett, NY	40	4	Larry Gardner, Bos	130	13
Frank Gibson, Det	18	5	Geo. Moriarity, Det	91	14
Les Nunamaker, Bos	24	5	Harry Lord, Chi	151	17
Ted Easterly, Chi	30	6	Eddie Foster, Wash	101	19
Walt Alexander, StL	41	7	Frank Baker, Phila	142	22
Bill McAllester, StL	31	7			
Red McKee, Det	61	8	Fritz Maisel, NY	25	2
			Bill McKechnie, NY	21	3
<b>First base</b>	G	E	Ivy Olson, Cleve	65	4
Stuffy McInnis, Phila	145	2	Roy Hartzell, NY	20	4
Chick Gandil, Wash	152	6	Hal Janvrin, Bos	20	4
Del Gainer, Det	135	7	Rollie Zeider, NY	26	5
Hal Chase, NY-Chi	122	8	Frank LaPorte, Wash	45	7
Clyde Engle, Bos	129	13	Ossie Vitt, Det	43	9
Jacque Fornier, Chi	20	3			
Babe Barton, Chi-NY	41	4			
Ivy Olson, Cleve	24	4			
Geo. Stovall, StL	81	4			
John Knight, NY	45	5			
Harry Williams	29	5			
<b>Second base</b>	G	E			
Roy Hartzell, NY	80	9			
Steve Yerkes, Bos	139	13			
Joe Berger, Chi	68	14			
Morrie Rath, Chi	85	16			
Ray Morgan, Wash	132	17			
Nap Lajoie, Cleve	130	17			
Eddie Collins, Phila	148	20			
Del Pratt, StL	152	30			
Neal Ball, Bos	15	2			
Germany Schaefer, Wash	22	2			
Hal Janvrin, Bos	20	2			
Ossie Vitt, Det	51	4			
Rollie Zeider, NY	31	5			
Paddy Baumann, Det	56	6			
Baldy Louden, Det	51	7			

<b>Left field</b>	G	E	Johnny Beall, Chi	13	1
Howard Shanks, Wash	110	1	Bill Schaller, Chi	17	1
Duffy Lewis, Bos	148	4	Larry Chappell, Chi	48	1
Johnny Johnstone, StL	97	6			
Rube Oldring, Phila	132	7	Danny Moeller, Wash	6	2
Jack Graney, Cleve	140	8	Wally Mattick, Chi	60	3
Birdie Cree, NY	143	13	Pete Compton, StL	33	3
Baldy Louden, Det	51	7			
<b>Center field</b>	G	E	<b>Right field</b>		
Tris Speaker, Bos	136	3	Harry Hooper, Bos	146	1
Nemo Leibold, Cleve	79	3	Bert Daniels, NY	80	3
Amos Strunk, Phila	110	9	Sam Crawford, Det	149	6
Ping Bodie, Chi	125	10	Shano Collins, Chi	125	8
Burt Shotton, StL	145	11			
Harry Wolter, NY	115	11	Bobby Veach, Det	130	10
Ty Cobb, Det	138	12	Danny Moeller, Wash	140	10
Clyde Milan, Wash	154	13	Gus Williams, StL	147	12
			Joe Jackson, Cleve	146	16
Roy Bates, Cleve	17	2	Eddie Murphy, Phila	120	16
Hugh High, Det	29	3			
Buddy Ryan, Cleve	59	3	Jimmy Walsh, Phila	31	1
Tom Daley, Phila	37	4	Wally Rehg, Bos	22	2
Jimmy Walsh, Phila	45	5	Jacque Fournier, Chi	20	2
			Frank Gilhooley, NY	27	2
			Doc Cook, NY	22	3
<b>Pitchers</b>	G	E			
Jean Dubuc, Det	32	0	Ray Keating, NY	29	4
Cy Falkenberg, Cleve	36	1	George Kahler, Cleve	24	4
Marc Hall, Det	31	1	Al Schulz, NY	35	4
Mack Allison, StL	15	1	Joe Boehling, Wash	32	5
Weldon Wyckoff, PHlla	19	1	Walt Leverenz, StL	30	5
Joe Lake, Det	26	1	Joe Bush, Phila	31	5
Ray Caldwell, NY	27	1	Boardwalk Brown, Phila	38	5
Rube Foster, Bos	20	1	George McConnell, NY	35	5
Ed Walsh, Chi	20	1	Bill Steen, Cleve	22	6
Dwight Stone, StL	19	2	Ed Willett, Det	32	6
Hugh Bedient, Bos	35	2	Joe Engel, Wash	33	6
Eddie Cicotte, Chi	35	2	Russ Ford, NY	33	6
Ray Collins, Bos	32	2	Bob Groom, Wash	36	6
Roy Mitchell, StL	32	2	Dutch Leonard, Bos	34	6
Earl Mosely, Bos	19	2	Earl Hamilton, StL	28	7
Joe Wood, Bos	24	2	Willie Mitchell, Cleve	34	7
Chief Bender, Phila	41	3	Ray Fisher, NY	39	8
Geo. Baumgardner, StL	39	3	Jim Scott, Chi	38	8
Bob Shawkey, NY	15	3	Hooks Daus, Det	31	8
Joe Benz, Chi	26	3	Carl Weilman, StL	35	8
Duke Houck, Phila	32	3	Veau Gregg, Cleve	35	8
Charlie Hall, Bos	32	4	Walter Johnson, Wash	48	9
Fred Blanding, Cleve	32	4	Reb Russell, Chi	39	11
			Eddie Plank, Phila	41	12
<b>Passed balls</b>	G	PB			
Fred Carisch, Cleve	73	1	<b>Outfield assists</b> (leaders)	A	
Oscar Stanage, Det	81	3	Sam Crawford, Det	14	
John Henry, Wash	85	3	Joe Jackson, Cleve	13	
Ray Schalk, Chi	115	3	Bert Daniels, NY	11	
Steve O'Neill, Cleve	70	4	Ping Bodie, Chi	10	
Eddie Ainsmith, Wash	70	6	Harry Hooper, Bos	10	
Bill Carrigan, Bos	80	6	Birdie Cree, NY	8	
Wally Schang, Phila	67	7	Jack Graney, Cleve	8	
Ed Sweeney, NY	111	19	Duffy Lewis, Bos	7	
			Eddie Murphy, Phila	7	
Ted Easterly, Chi	30	1	Tris Speaker, Bos	6	
Rip Williams, Wash	20	1	Bobby Veach, Det	6	
Dick Gossett, NY	40	2	Jimmy Walsh, Phila	6	
Frank Gibson, Det	18	4	Danny Moeller, Wash	6	
Red McKee, Det	61	7	Howard Shanks, Wash	6	

**1913 Cleveland Naps**  
88-66, .571, first place , +1 game

Player	Avg	OBP	G	AB	R	H	2b	3b	HR	RBI	BB	K	SB-CS	Sac	SF	HBP	DP	E
Steve O'Neill c	.208	.236	70	250	9	52	12	5	0	19	10	21	0-1	7	3	0	7	10
Doc Johnston 1b	.235	.268	125	574	60	135	18	14	1	30	27	56	8-3	4	3	0	8	6
Napoleon Lajoie 2b	.301	.337	130	525	48	158	26	4	1	83	29	9	19-9	3	10	5	16	17
Ray Chapman ss	.217	.284	134	535	80	116	14	9	1	23	50	27	35-11	12	2	1	8	30
Terry Turner 3b	.231	.302	105	442	52	102	15	8	0	32	46	32	18-10	3	4	1	11	9
Jack Graney lf	.235	.285	140	493	33	116	23	8	1	52	29	38	19-1	5	7	8	6	9
Nemo Leibold cf	.208	.260	94	332	31	69	9	8	0	37	25	34	6-8	6	7	1	4	3
Joe Jackson rf	.356	.459	146	548	100	195	52	17	6	92	109	20	29-10	0	6	4	10	16
Larry Kopf 2b	.412	.412	4	17	2	7	4	0	1	3	0	0	0-0	0	0	0	0	1
Jack Lelivelt ph-a	.348	.348	24	23	0	8	4	0	0	1	0	6	0-0	0	0	0	0	0
Joe Birmingham cf	.271	.284	41	129	10	35	8	0	0	19	3	15	4-0	0	2	0	2	1
Bud Ryan cf-lf	.231	.249	67	186	12	43	6	1	0	18	6	7	5-4	2	5	0	1	4
Ivy Olson if	.228	.261	102	382	36	87	10	2	0	28	19	30	7-1	4	5	0	8	8
Johnny Beall of- t	.182	.182	10	11	0	2	0	0	0	0	0	1	0-0	0	0	0	1	0
Fred Carisch c	.165	.221	74	242	10	40	4	3	0	13	18	19	0-1	2	2	0	8	15
George Dunlop ss	.152	.152	7	33	4	5	1	0	0	1	0	13	0-0	3	0	0	0	2
Grover Land c	.140	.196	16	43	5	6	1	0	0	3	3	2	0-0	0	0	0	1	2
Ray Bates of	.100	.152	17	30	4	3	3	0	1	5	2	6	0-0	0	1	0	1	2
Ernie Krueger c	.100	.100	3	10	0	1	1	0	0	0	0	1	0-0	0	0	0	0	0
Rgr Peckinpugh pr-t	∞	∞	1	0	1	0	0	0	0	0	0	0	0-0	0	0	0	0	0
Pitchers	.110	.151	154	500	28	55	6	1	1	14	25	125	2-0	9	4	0	8	34
<b>Team</b>	<b>.233</b>	<b>.286</b>	<b>154</b>	<b>5305</b>	<b>525</b>	<b>1235</b>	<b>217</b>	<b>80</b>	<b>13</b>	<b>473</b>	<b>398</b>	<b>462</b>	<b>152-59</b>	<b>60</b>	<b>61</b>	<b>20</b>	<b>100</b>	<b>169</b>

PB Steve O'Neill 4, Fred Carisch 1.

OF assists Joe Jackson 13, Jack Graney 7, Buddy Ryan 2, Nemo Leibold 1.

Pitcher HR Vean Gregg.

<u>Player</u>	<u>W-L</u>	<u>ERA</u>	<u>G</u>	<u>GS</u>	<u>CG</u>	<u>Sh</u>	<u>Sv</u>	<u>IP</u>	<u>H</u>	<u>R-ER</u>	<u>HR</u>	<u>BB</u>	<u>SO</u>	<u>HB</u>	<u>WP</u>
Vean Gregg	18-15	1.79	35	32	22	5	0	291.7	163	75-58	3	94	133	6	7
Cy Falkenberg	18-12	2.31	36	35	22	6	0	245.7	198	73-63	7	86	138	2	3
Willie Mitchell	15-12	1.86	34	23	15	5	3	232.3	139	54-48	5	74	111	4	6
Fred Blanding	13-11	2.34	32	22	13	4	3	207.3	132	67-54	3	53	59	0	1
Bill Steen	11-6	2.24	22	13	10	1	0	140.3	97	45-35	4	59	41	0	2
George Kahler	6-6	2.85	24	15	6	2	1	129.3	130	59-41	0	25	38	5	0
Nick Cullop	3-4	2.86	18	9	1	1	0	85.0	84	32-27	2	18	39	0	1
Jim Baskette	2-1	3.75	6	1	0	0	0	12.0	10	6-5	0	5	5	0	0
Bill James	2-2	5.47	5	4	1	0	0	26.3	34	18-16	1	8	10	0	0
<b>Team</b>	<b>88-66</b>	<b>2.28</b>	<b>212</b>	<b>154</b>	<b>90</b>	<b>24</b>	<b>7</b>	<b>1370.0</b>	<b>987</b>	<b>429-347</b>	<b>25</b>	<b>422</b>	<b>574</b>	<b>17</b>	<b>20</b>

Balks Gregg.

No-hitters: Apr 26 Vean Gregg no-hitter through innings in 3-2 no-decision win v. StL; April 29 Willie Mitchell v Detroit 5-0.

Combined shutout: June 13 Nick Cullop (ND)-Willie Mitchell (W) v Chicago 1-0 (17 innings).

**1913 Philadelphia**  
87-67, .565, tied for second place, -1 game

Player	Avg	OBP	G	AB	R	H	2b	3b	HR	RBI	BB	K	SB-CS	Sac	SF	HBP	DP	E
Wally Schang c	.241	.313	67	220	27	53	22	2	3	35	24	33	4-1	3	2	0	4	12
Stuffey McInnis 1b	.307	.345	145	577	68	177	22	3	6	90	35	27	18-6	8	8	3	9	2
Eddie Collins 2b	.308	.415	148	565	95	174	17	12	2	55	99	17	73-12	2	7	9	7	20
Jack Barry ss	.205	.263	145	484	42	99	18	7	5	52	36	31	14-10	7	11	6	6	18
Frank Baker 3b	.292	.356	142	578	70	169	30	8	9	97	58	32	21-12	0	6	2	4	22
Rube Oldring lf	.197	.245	132	527	50	104	22	13	6	32	29	58	22-7	9	6	6	7	8
Amos Strunk cf	.216	.269	110	333	34	72	8	11	0	29	25	26	2-6	3	5	1	3	9
Eddie Murphy rf	.252	.336	123	476	62	120	11	8	1	28	55	33	14-7	4	2	6	2	16
George Brickley of	1.000	1.000	2	1	1	1	0	0	0	0	0	0	0-0	0	0	0	0	0
Ira Thomas c	.312	.346	34	77	4	24	4	0	0	7	4	8	0-0	2	0	0	3	2
Harry Davis 1b	.250	.368	14	16	4	4	1	0	0	1	3	3	0-1	0	0	0	0	0
Danny Murphy of-ph	.232	.259	41	56	3	13	6	1	0	6	2	5	0-0	0	0	0	2	0
Jimmy Walsh of	.211	.266	104	331	34	70	14	9	0	27	23	41	8-7	4	1	2	6	6
Jack Lapp c	.191	.269	65	209	21	40	6	4	1	24	24	21	0-0	5	5	0	3	7
Tom Daley of	.187	.265	52	150	14	28	2	1	0	10	16	30	6-4	1	3	1	5	4
Wickey McAvoy c	.000	.000	1	1	1	0	0	0	0	0	0	0	0-0	0	0	0	0	0
Harry Fritz pr	∞	∞	2	0	0	0	0	0	0	0	0	0	0-0	0	0	0	0	0
Pitchers	.108	.151	154	461	28	50	11	3	1	22	23	124	0-0	11	4	1	5	32
<b>Team</b>	<b>.235</b>	<b>.299</b>	<b>154</b>	<b>5125</b>	<b>562</b>	<b>1204</b>	<b>195</b>	<b>83</b>	<b>34</b>	<b>518</b>	<b>457</b>	<b>498</b>	<b>183-73</b>	<b>60</b>	<b>63</b>	<b>37</b>	<b>67</b>	<b>163</b>

PB Wally Schang 7.

OF assists Eddie Murphy 7, Jimmy Walsh 6, Rube Oldring 4, Amos Strunk 2, Tom Daley 1.

Pitcher HR Boardwalk Brown.

Player	W-L	ERA	G	GS	CG	Sh	Sv	IP	H	R-ER	HR	BB	SO	HB	WP
Boardwalk Brown	21-11	2.19	38	35	21	6	2	283.0	186	85-69	6	116	85	6	9
Chief Bender	19-4	1.11	41	21	17	6	2	227.3	107	35-28	5	50	65	5	2
Eddie Plank	18-13	1.98	41	31	20	4	1	287.0	186	81-63	2	70	146	5	2
Joe Bush	10-6	2.53	31	17	10	0	4	170.7	106	58-48	1	40	48	3	4
Duke Houck	7-16	5.14	32	22	1	1	0	166.3	163	106-95	6	98	77	2	3
Bob Shawkey	5-5	3.41	15	12	4	3	0	95.0	81	47-36	2	52	31	1	3
Weldon Wyckoff	2-6	5.06	19	7	3	0	0	74.7	86	51-42	3	40	24	1	6
Charlie Boardman	1-1	1.80	2	2	0	1	0	15.0	9	3-3	0	11	9	0	0
John Taff	1-2	7.71	7	1	0	0	0	11.7	17	11-10	3	3	7	0	0
Herb Pennock	1-3	6.49	15	4	1	1	0	34.7	47	31-25	3	14	16	1	4
Pat Boehn	1-0	0.00	1	1	0	1	0	7.0	5	0-0	0	4	5	0	0
Ensign Cottrell	1-0	2.00	3	1	0	0	0	9.0	11	3-2	0	1	1	0	0
Jack Coombs	0-0	0.00	2	0	0	0	1	3.0	0	0-0	0	0	0	0	0
<b>Team</b>	<b>87-67</b>	<b>2.74</b>	<b>247</b>	<b>154</b>	<b>77</b>	<b>23</b>	<b>10</b>	<b>1384.3</b>	<b>1004</b>	<b>511-421</b>	<b>31</b>	<b>499</b>	<b>514</b>	<b>24</b>	<b>33</b>

Balk Weldon Wyckoff

No-hitter: June 5 Chief Bender v Boston 2-1.

Combined shutout: Boehn-Plank

**1913 Washington Senators**  
87-67, .565, tied for second place, -1 game

Player	Avg	OBP	G	AB	R	H	2b	3b	HR	RBI	BB	K	SB-CS	Sac	SF	HBP	DP	E
John Henry c	.184	.273	85	272	20	50	6	2	0	14	34	40	0-2	2	2	0	6	14
Chick Gandil 1b	.303	.333	152	610	56	185	24	6	3	78	32	25	10-8	8	10	0	8	6
Ray Morgan 2b	.245	.304	141	514	50	126	22	8	1	54	45	18	18-15	12	6	1	7	17
George McBride ss	.213	.236	152	545	42	116	21	6	5	48	18	34	4-5	7	8	1	8	22
Eddie Foster 3b	.198	.255	112	435	43	86	11	3	2	29	33	23	16-12	8	2	1	4	19
Howard Shanks lf	.193	.226	112	311	13	60	9	6	1	26	13	12	19-2	9	3	1	5	1
Clyde Milan cf	.227	.288	154	604	63	137	18	10	5	51	52	24	63-21	3	5	2	6	13
Danny Moeller rf	.193	.290	149	591	74	114	15	10	8	36	80	94	51-20	5	1	1	3	12
Rip Williams c-ph	.321	.387	41	84	13	27	9	2	2	14	5	11	0-0	0	0	4	1	4
Jack Calvo lf	.316	.349	17	38	5	12	1	0	3	12	3	6	0-0	0	2	0	0	6
German Schaefer if	.298	.370	44	84	7	25	0	2	0	10	12	9	2-1	4	4	0	1	2
Merito Acosta of	.227	.280	12	22	2	5	0	2	0	2	2	2	3-1	0	1	0	0	0
Franke LaPorte 3b-rf	.198	.248	85	262	18	52	1	2	0	19	18	8	8-1	5	2	0	8	7
Eddie Ainsmith c	.177	.229	71	220	17	39	5	2	3	17	14	43	3-0	2	1	1	3	11
Joe Gedeon 2b-of	.167	.247	31	72	8	12	3	3	0	10	8	2	5-3	3	1	0	2	3
Ben Spencer of	.158	.407	8	19	0	3	0	0	0	0	8	5	0-0	1	0	0	0	0
Pitchers	.132	.165	154	453	21	60	8	7	1	16	17	107	0-0	26	3	1	7	34
<b>Team</b>	<b>.216</b>	<b>.271</b>	<b>154</b>	<b>5136</b>	<b>452</b>	<b>1109</b>	<b>153</b>	<b>71</b>	<b>34</b>	<b>436</b>	<b>394</b>	<b>460</b>	<b>202-91</b>	<b>95</b>	<b>51</b>	<b>13</b>	<b>69</b>	<b>167</b>

PB Eddie Ainsmith 6, John Henry 3, Rip Williams 1.

OF assists Danny Moeller 6, Howard Shanks 6, Clyde Milan 2, Frank LaPorte 2, Rip Williams 2, Merito Acosta 1, Eddie Foster 1, Jack Calvo 1.

Pitcher HR Walter Johnson.

Player	W-L	ERA	G	GS	CG	Sh	Sv	IP	H	R-ER	HR	BB	SO	HB	WP
Walter Johnson	25-9	1.14	48	36	26	14	5	354.7	181	60-45	1	92	163	6	1
Joe Boehling	24-7	1.36	32	25	21	4	1	241.0	120	46-37	1	70	71	4	5
Bob Groom	15-19	2.50	36	36	22	5	0	309.7	229	96-86	7	76	108	6	5
Joe Engle	8-9	2.55	33	24	5	2	1	212.0	185	73-60	2	79	67	3	3
Doc Ayres	4-0	1.64	4	2	2	1	0	22.0	15	8-4	0	4	15	0	0
George Mullin-a	4-5	4.34	12	8	2	1	0	58.0	73	28-28	0	12	17	0	1
Bert Gallia	3-2	4.62	25	4	2	1	1	76.0	76	42-39	1	32	24	1	3
Tom Hughes	2-11	5.95	24	12	0	0	0	95.3	126	67-63	2	50	33	1	6
Jack Bentley	1-0	0.82	2	1	1	0	0	11.0	5	2-1	0	2	0	0	1
Nick Altrock	1-0	2.25	4	0	0	0	0	4.0	3	2-1	0	1	2	0	0
Harry Hooper	0-0	2.70	4	0	0	0	0	3.3	5	1-1	0	1	2	0	0
John Wilson	0-0	0.00	1	0	0	0	0	2.3	4	3-0	0	2	3	0	0
Jim Shaw	0-1	4.91	2	1	0	0	0	7.3	6	4-4	0	5	3	0	0
Mutt Williams	0-1	7.20	1	1	0	0	0	5.0	9	5-4	6	6	2	0	0
Slim Love	0-1	10.81	3	1	0	0	0	3.3	5	5-4	0	2	1	0	0
Carl Cashion	0-2	5.03	4	3	0	0	0	19.7	29	11-11	0	9	6	0	0
<b>Team</b>	<b>87-67</b>	<b>2.44</b>	<b>235</b>	<b>154</b>	<b>81</b>	<b>28</b>	<b>8</b>	<b>1428.7</b>	<b>1071</b>	<b>453-388</b>	<b>14</b>	<b>443</b>	<b>517</b>	<b>21</b>	<b>25</b>

Balks none

No-hitters: July 4#1, Walter Johnson 1-0 v St. Louis; Sept. 9, Walter Johnson 5-0 v .Chicago

**1913 Boston Red Sox**  
79-75, .513, fourth place, -9 games

Player	Avg	OBP	G	AB	R	H	2b	3b	HR	RBI	BB	K	SB-CS	Sac	SF	HBP	DP	E
Bill Carrigan c	.219	.266	80	269	23	59	14	4	0	31	18	18	1-0	6	3	0	7	5
Clyde Engle 1b	.267	.317	134	516	51	138	16	12	5	51	37	36	19-11	6	2	1	14	13
Steve Yerkes 2b	.201	.271	141	541	60	109	24	9	1	41	53	42	5-7	20	3	0	9	13
Heinie Wagner ss	.170	.262	117	394	43	67	15	10	2	32	49	27	3-2	9	5	2	5	27
Larry Gardner 3b	.226	.279	131	557	57	126	20	10	2	53	41	30	9-4	4	4	1	9	13
Duffy Lewis lf	.252	.285	148	587	39	148	24	11	0	75	27	38	4-7	6	11	4	7	4
Tris Speaker cf	.334	.395	136	578	84	193	45	16	9	69	57	25	56-12	0	3	3	4	3
Harry Hooper rf	.233	.299	146	613	65	143	26	16	4	50	58	51	20-11	7	6	2	12	1
Olaf Henriksen of	.378	.462	43	45	2	17	0	0	0	8	7	2	2-0	0	0	0	1	0
Pinch Thomas c	.276	.292	36	87	4	24	2	3	0	4	2	7	0-0	0	0	0	1	3
Les Nunamaker c	.203	.273	26	79	4	16	10	0	0	9	8	7	0-0	0	1	0	0	5
Wally Snell c	.192	.185	7	26	0	5	0	0	0	0	0	0	0-0	0	1	0	0	1
Hick Cady c	.186	.218	36	97	6	18	7	6	0	11	4	9	0-0	0	0	0	4	1
Bill Mundy 1b	.175	.267	16	40	1	7	0	0	0	5	5	10	0-0	1	0	0	0	1
Wally Rehg of	.159	.250	25	88	12	14	2	1	0	4	11	4	0-1	0	1	0	2	3
Neal Ball if	.145	.264	24	62	6	9	2	0	0	1	10	11	5-4	0	0	0	1	4
Hal Janvrin if	.138	.209	83	240	20	33	4	1	4	10	21	16	7-5	3	1	1	3	12
Jake Stahl ph	.000	.143	6	6	0	0	0	0	0	0	1	0	0-0	0	0	0	0	0
Pitchers	.117	.202	154	469	35	55	10	4	1	16	50	124	0-0	12	2	0	7	19
<b>Team</b>	<b>.223</b>	<b>.285</b>	<b>154</b>	<b>5294</b>	<b>512</b>	<b>1181</b>	<b>221</b>	<b>103</b>	<b>28</b>	<b>470</b>	<b>459</b>	<b>457</b>	<b>131-64</b>	<b>74</b>	<b>73</b>	<b>14</b>	<b>86</b>	<b>127</b>

PB Bill Carrigan 6, Les Nunamaker 1, Pinch Thomas 1.  
OF assists Harry Hooper 15, Duffy Lewis 7, Tris Speaker 6, Wally Rehg 1.  
Pitcher HR Ray Collins.

Player	W-L	ERA	G	GS	CG	Sh	Sv	IP	H	R-ER	HR	BB	SO	HB	WP
Ray Collins	19-8	1.63	32	31	21	8	0	282.3	169	55-4	3	58	100	2	0
Dutch Leonard	17-11	1.39	34	28	19	7	1	259.3	145	56-40	5	75	114	1	4
Hugh Bedient	13-14	1.77	35	30	17	3	1	284.3	218	70-56	5	70	88	7	3
Joe Wood	11-7	2.29	24	18	10	3	0	173.0	135	49-44	1	53	99	2	5
Charley Hall	9-5	4.06	32	5	2	0	4	88.7	100	48-40	2	29	29	4	3
Earl Mosely	4-7	4.03	19	14	3	0	0	111.7	111	58-50	3	60	28	2	7
Rube Foster	3-7	5.23	20	8	3	0	0	72.3	99	51-42	1	30	28	0	7
Buck O'Brien -t	2-9	3.89	12	12	3	0	0	85.7	93	45-37	1	34	35	1	2
Fred Anderson	1-7	4.17	10	8	1	0	0	54.0	80	27-5	3	26	32	0	0
<b>Team</b>	<b>79-75</b>	<b>2.46</b>	<b>218</b>	<b>154</b>	<b>79</b>	<b>20</b>	<b>6</b>	<b>1411.3</b>	<b>1150</b>	<b>459-385</b>	<b>24</b>	<b>435</b>	<b>553</b>	<b>19</b>	<b>31</b>

Balks Dutch Leonard 2  
No-hitter: May 3, Dutch Leonard v. Chicago 2-0, 5 BB, 5 K.



**1913 Chicago White Sox**  
77-77, .500, seventh place, -11 games

Player	Avg	OBP	G	AB	R	H	2b	3b	HR	RBI	BB	K	SB-CS	Sac	SF	HBP	DP	E
Ray Schalk c	.192	.257	115	385	23	74	15	6	1	27	29	28	6-2	11	1	5	8	19
Hal Chase 1b-a	.229	.269	102	436	34	100	12	9	2	39	23	30	14-10	4	3	2	5	7
Morrie Rath 2b	.190	.269	91	327	29	62	6	0	0	23	35	20	29-6	10	4	2	2	16
Buck Weaver ss	.218	.242	141	602	60	131	16	9	5	37	19	62	33-12	14	2	1	3	34
Harry Lord 3b	.244	.298	151	620	61	151	25	14	3	54	48	30	50-12	7	2	1	6	17
Wally Mattick lf	.148	.214	77	210	13	31	9	0	0	10	19	21	6-0	7	5	0	4	3
Ping Bodie cf	.227	.285	125	458	36	104	13	8	9	48	35	45	6-2	3	3	3	1	11
Shano Collins rf	.171	.229	126	496	31	85	19	5	1	28	34	52	17-11	3	3	4	8	8
Jacque Fornier of-ph	.259	.335	66	166	17	43	13	7	1	28	20	19	2-2	0	4	1	1	6
Davy Jones of	.250	.382	12	28	2	7	0	0	0	1	6	2	1-0	0	0	0	0	0
Johnny Beall of-a	.216	.271	26	88	7	19	0	0	2	12	7	16	0-0	0	1	0	1	1
Bill Schaller of	.208	.336	37	96	8	20	7	0	0	4	17	9	2-0	0	1	2	1	1
Rollie Zeider if-t	.192	.323	9	26	1	5	0	0	0	1	5	1	1-0	1	0	0	1	1
Ted Easterly c	.191	.207	50	110	8	21	1	0	0	9	3	7	2-0	0	3	0	2	6
Edd Roush of	.190	.190	7	21	4	0	0	0	1	0	0	0	0-0	0	0	0	0	0
Larry Chappell lf-cf	.163	.230	47	196	14	32	8	0	0	11	17	18	3-1	3	0	0	0	1
Joe Berger 2b	.156	.278	81	270	33	42	9	0	1	14	46	24	9-4	7	0	0	2	17
Jim Bretton ss	.147	.147	13	34	2	5	1	1	0	2	0	16	0-0	2	0	0	0	4
Babe Borton 1b-t	.128	.217	29	94	5	12	3	0	2	5	11	12	0-1	1	1	0	0	2
Walt Kuhn c	.115	.313	20	52	6	6	0	0	0	1	15	10	1-0	0	0	0	0	3
Nixey Callahan	.077	.077	6	13	0	1	0	0	0	0	0	0	0-0	0	0	0	0	0
Pitchers	.097	.150	154	476	22	46	11	0	3	18	9	90	0-0	16	2	21	9	27
<b>Team</b>	<b>.192</b>	<b>.254</b>	<b>154</b>	<b>5204</b>	<b>413</b>	<b>1001</b>	<b>168</b>	<b>59</b>	<b>30</b>	<b>373</b>	<b>398</b>	<b>512</b>	<b>182-63</b>	<b>89</b>	<b>35</b>	<b>42</b>	<b>55</b>	<b>184</b>

PB Ray Schalk 3, Walt Kuhn 3, Ted Easterly 1.

OF assists Ping Bodie 10, Shano Collins 5, Wally Mattick 3, Jacque Fornier 2, Larry Chappell 1, Bill Schaller 1, Johnny Beall 1, Davy Jones 1.

Pitcher home runs Reb Russell, Jim Scott, Eddie Cicotte.

Player	W-L	ERA	G	GS	CG	Sh	Sv	IP	H	R-ER	HR	BB	SO	HB	WP
Eddie Cicotte	22-9	0.90	35	30	27	9	1	309.7	132	44-31	1	71	81	5	2
Jim Scott	19-13	1.81	38	36	24	7	0	328.0	188	82-66	3	95	93	3	1
Reb Russell	18-20	1.65	39	37	24	5	0	328.0	179	89-60	3	87	102	7	5
Ed Walsh	7-7	2.12	20	14	5	1	0	127.3	105	35-30	2	34	56	1	1
Joe Benz	4-9	3.32	26	17	3	1	1	146.3	135	69-54	2	55	51	0	1
Doc White	3-7	2.98	21	8	2	1	1	81.7	85	31-27	1	24	32	1	2
Pop Boy Smith	3-1	4.29	13	3	1	1	0	42.0	48	21-20	0	9	17	0	0
Frank Lange	1-5	5.05	12	3	1	0	0	41.0	52	29-23	8	16	17	0	0
Buck O'Brien-a	0-3	1.23	8	3	0	0	0	29.3	32	5-4	0	10	10	0	0
Bill Lathrop	0-1	1.59	6	1	0	0	0	5.7	6	1-1	0	4	2	0	1
Frank Miller	0-1	4.16	1	1	0	0	0	4.3	8	3-2	0	4	2	0	0
Jim Scoggins	0-1	4.50	1	1	0	0	0	6.0	6	3-3	0	4	0	0	0
<b>Team</b>	<b>77-77</b>	<b>1.99</b>	<b>220</b>	<b>154</b>	<b>87</b>	<b>25</b>	<b>3</b>	<b>1449.3</b>	<b>976</b>	<b>417-321</b>	<b>20</b>	<b>413</b>	<b>463</b>	<b>17</b>	<b>13</b>

Balk Doc White

No-hitter: June 13 Reb Russell no-hitter for first 9 1/3 inning v. Cleveland in 17-inning 1-0 loss.

**1913 Detroit Tigers**  
73-81, .474, sixth place, -15 games

Player	Avg	OBP	G	AB	R	H	2b	3b	HR	RBI	BB	K	SB-CS	Sac	SF	HBP	DP	E
Oscar Stanage c	.148	.213	83	263	15	39	11	0	1	23	21	28	3-2	6	2	1	8	5
Del Gainer 1b	.197	.253	93	325	22	64	14	5	2	24	26	32	6-4	4	5	0	6	7
Ossie Vitt 2b-3b	.172	.231	93	344	23	59	12	2	2	29	27	14	1-3	9	2	0	6	13
Donie Bush ss	.197	.289	154	625	84	123	20	7	0	38	83	28	24-15	9	5	0	5	26
Geo. Moriarity 3b	.190	.231	103	364	34	69	7	2	0	27	20	28	3-7	3	2	0	3	15
Bobby Veach lf	.229	.277	130	476	49	109	24	9	1	59	32	19	9-6	1	11	4	10	10
Ty Cobb cf	<b>.360</b>	<b>.409</b>	138	545	89	196	23	18	7	68	49	32	<b>81-12</b>	3	7	1	4	16
Sam Crawford rf	.285	.360	154	589	75	168	30	24	12	115	75	27	17-10	1	12		17	9
Joseph Burns of	.529	.579	6	17	3	9	1	0	1	4	1	1	1-0	0	0	1	1	0
Paddy Baumann 2b	.311	.372	56	222	45	69	8	8	2	20	22	22	3-4	3	2	1	6	6
Eddie Onslow 1b	.289	.360	14	45	3	13	2	0	0	4	5	9	1-0	0	0	0	0	0
Red McKee c	.258	.321	61	198	14	51	0	2	2	19	19	22	6-1	2	3	1	6	8
Charlie Deal if	.250	.250	15	56	9	14	0	2	0	4	0	2	1-0	0	0	0	1	1
Baldy Louden if	.220	.318	57	200	24	44	6	5	0	16	29	25	11-4	5	3	1	5	8
Guy Tutweiler 1b	.217	.308	15	46	2	10	0	1	0	9	6	7	0-0	0	0	0	0	0
Wally Pipp 1b	.216	.293	11	37	6	8	0	2	0	4	3	6	0-0	0	0	1	1	1
Bunny High of-1b	.196	.279	69	204	14	40	9	0	0	9	24	21	0-1	0	1	0	4	4
Al Platte lf	.167	.214	9	24	1	4	2	1	0	5	2	7	0-0	0	2	0	0	0
Henri Rondeau c-ph	.153	.279	40	72	8	11	2	1	0	10	13	13	0-0	0	1	0	4	5
Frank Gibson c	.089	.117	24	58	2	5	1	0	0	3	2	5	2-0	0	0	0	0	5
Les Hennessey 2b	.045	.222	12	22	2	1	0	0	0	0	5	5	3-1	1	0	0	0	0
Pitchers	.220	.252	154	482	44	106	25	5	3	31	20	87	0-2	17	1	1	9	17
<b>Team</b>	<b>.232</b>	<b>.296</b>	<b>154</b>	<b>5214</b>	<b>568</b>	<b>1212</b>	<b>197</b>	<b>94</b>	<b>33</b>	<b>521</b>	<b>484</b>	<b>440</b>	<b>172-72</b>	<b>64</b>	<b>59</b>	<b>13</b>	<b>86</b>	<b>156</b>

PB Red McKee 7, Frank Gibson 4, Oscar Stanage 3.

OF assists Sam Crawford 13, Bobby Veach 6, Bunny High 3, Ty Cobb 2, Baldy Louden 1.

Pitcher home runs Jean Dubuc 2, Joe Lake 1.

Player	W-L	ERA	G	GS	CG	Sh	Sv	IP	H	R-ER	HR	BB	SO	HB	WP
Jean Dubuc	19-9	2.23	32	28	22	3	0	266.7	174	81-66	3	91	85	3	5
Hooks Dauss	16-12	2.38	31	29	17	1	1	257.3	203	87-68	2	80	79	1	4
Ed Willett	15-16	2.66	32	31	18	4	0	267.3	203	94-79	2	74	91	5	4
Marc Hall	6-12	.395	29	20	9	1	2	173.0	167	83-74	4	71	56	3	9
Joe Lake	6-7	3.43	26	13	6	1	2	134.0	132	57-51	2	31	49	1	4
Carl Zamloch	3-5	3.05	15	5	1	0	3	62.0	61	22-21	0	18	28	0	2
Ralph Comstock	2-2	5.45	7	7	2	0	0	38.0	57	24-23	1	13	17	0	0
Lefty Williams	2-2	5.68	5	4	1	0	0	25.3	34	17-16	1	7	0	2	0
Charlie Grover	1-0	0.93	2	1	1	0	0	9.7	6	1-1	1	2	0	1	0
Dutch Klawitter	1-4	4.87	13	3	1	0	0	40.7	53	23-22	7	12	12	0	2
Will House	1-5	6.47	16	2	0	0	1	40.3	56	31-29	2	14	14	1	2
Al Clauss	0-0	0.00	6	1	0	0	2	5.3	1	0-0	0	3	1	0	0
George Boehler	0-0	4.50	1	1	0	0	0	8.0	11	4-4	0	5	1	0	0
Erwin Renfer	0-0	43.11	1	1	0	0	0	1.7	9	8-8	0	0	0	0	0
George Mullin-t	0-7	6.65	7	7	0	0	0	44.7	71	42-33	1	21	15	0	1
<b>Team</b>	<b>73-81</b>	<b>3.26</b>	<b>225</b>	<b>154</b>	<b>78</b>	<b>10</b>	<b>12</b>	<b>13897.7</b>	<b>1257</b>	<b>583-503</b>	<b>28</b>	<b>378</b>	<b>447</b>	<b>17</b>	<b>33</b>

Balks none.

**1913 St. Louis Browns**  
65-89, .422, seventh place, -23 games

Player	Avg	OBP	G	AB	R	H	2b	3b	HR	RBI	BB	K	SB-CS	Sac	SF	HBP	DP	E
Sam Agnew c	.164	.182	86	317	14	52	10	3	0	20	7	46	1-0	1	0	0	11	17
George Stovall 1b	.231	.255	84	308	25	71	17	3	3	33	10	20	0-1	5	3	1	5	4
Del Pratt 2b	.238	.288	152	589	54	140	25	9	1	46	42	44	18-10	10	4	1	40	30
Mike Balenti ss-of	.154	.170	74	240	15	37	3	3	0	17	5	29	6-1	4	2	0	6	12
Jimmy Austin 3b	.226	.272	152	536	32	121	18	8	3	55	35	42	29-10	11	10	3	11	13
Johnny Johnston lf	.225	.282	104	395	43	89	13	8	2	29	26	42	7-8	5	0	5	2	6
Burt Shotton cf	.250	.348	145	568	87	142	20	4	1	22	84	51	32-21	2	1	2	7	11
Gus Williams rf	.241	.320	147	555	55	134	20	15	4	81	68	74	16-12	1	10	1	10	13
Buzzy Wares 2b	.378	.429	12	45	5	17	5	0	0	5	2	3	3-0	0	0	2	1	0
Ted Sloan of	.286	.286	5	14	1	4	0	0	0	1	0	0	1-0	0	0	0	0	0
Rivington Bisland ss	.205	.244	12	39	0	8	0	0	0	2	2	5	0-0	0	0	0	0	0
Tex Covington 1b	.197	.250	24	66	4	13	0	1	0	7	5	6	2-1	2	1	0	0	2
Bunny Brief 1b-of	.176	.269	85	239	12	42	10	7	0	21	31	37	1-0	5	4	1	4	6
Walt Meinert lf	.176	.176	6	17	0	3	0	0	0	1	0	2	2-0	0	0	0	0	0
Tilly Walker of	.173	.221	24	81	4	14	2	0	0	4	5	8	4-4	1	0	0	2	2
Bobby Wallace ss-3b	.165	.243	50	158	4	26	6	0	0	7	14	14	1-0	4	2	3	3	12
Fred Graf 3b	.154	.214	4	13	1	2	0	0	0	0	1	1	0-0	0	0	0	0	2
Ernie Walker c	.143	.143	9	14	2	2	0	0	0	0	0	2	0-0	0	0	0	0	0
Dee Walsh if	.140	.197	22	57	2	8	0	0	0	1	4	9	0-1	0	0	0	0	3
George Maisel of	.136	.240	9	22	0	3	2	0	0	0	1	13	0-0	0	0	2	0	0
Bill McAllester c	.118	.198	36	110	3	13	6	0	0	5	11	12	0-1	5	0	0	1	7
Pete Compton lf-ph	.111	.216	44	108	8	12	2	2	3	11	15	11	0-0	0	2	0	0	3
Walt Alexander c	.086	.109	41	116	7	10	3	2	0	5	3	29	0-0	3	0	0	2	7
Doc Lavan ss	.078	.131	32	101	6	8	0	1	0	4	6	19	3-0	1	0	0	3	7
Pitchers	.112	.165	154	465	30	52	5	1	0	12	30	116	1-0	7	2	0	7	29
<b>Team</b>	<b>.198</b>	<b>.257</b>	<b>154</b>	<b>5173</b>	<b>414</b>	<b>1023</b>	<b>167</b>	<b>67</b>	<b>17</b>	<b>389</b>	<b>407</b>	<b>635</b>	<b>127-70</b>	<b>67</b>	<b>41</b>	<b>21</b>	<b>85</b>	<b>186</b>

PB Bill McAllester 8, Sam Agnew 7, Walt Alexander 4.

OF assists Gus Williams 20, Johnny Johnston 3 5, Burt Shotton 5, Tilly Walker 2, Pete Compton 1, Walt Meinert 1.

Player	W-L	ERA	G	GS	CG	Sh	Sv	IP	H	R-ER	HR	BB	SO	HB	WP
Geo. Baumgardner	16-17	1.82	39	31	21	6	1	296.3	201	73-60	6	88	91	2	1
Roy Mitchell	13-12	2.86	32	27	13	2	0	245.3	202	88-78	3	66	80	3	6
Earl Hamilton	10-12	2.26	28	24	14	3	0	211.0	153	63-53	4	66	74	2	3
Tiny Leverenz	9-16	2.67	30	27	13	0	1	232.7	176	88-69	1	85	84	2	3
Ray Keating	6-12	2.84	29	23	8	1	0	187.0	198	80-59	2	46	105	2	6
Carl Weilman	8-19	2.29	35	28	12	2	0	263.0	222	83-67	6	68	81	6	7
Dwight Stone	3-6	4.13	19	7	2	0	0	72.0	80	38-33	1	26	29	0	3
Mack Allison	2-5	3.52	5	4	2	1	3	46.0	51	23-18	1	7	16	0	0
Curly Brown	1-0	1.93	2	1	1	1	0	9.3	6	2-2	0	5	4	0	1
Hal Schwenk	1-0	7.50	1	1	0	0	0	6.0	10	5-5	0	4	1	0	0
Jack Powell	1-0	13.50	2	0	0	0	0	2.0	6	3-3	0	0	0	1	0
Wiley Taylor	1-1	1.96	5	4	2	0	0	36.7	31	10-8	0	14	14	0	2
Willie Adams	0-1	12.00	5	0	0	0	0	6.0	11	8-8	1	2	8	0	0
<b>Team</b>	<b>56-89</b>	<b>2.55</b>	<b>203</b>	<b>154</b>	<b>80</b>	<b>15</b>	<b>5</b>	<b>1426.3</b>	<b>1149</b>	<b>483-404</b>	<b>23</b>	<b>431</b>	<b>449</b>	<b>16</b>	<b>26</b>

Balks none

No-hitter: June 9, Carl Weilman v Cleveland, 5-0.

**1913 New York Yankees**  
60-94, .390, eighth place, -28 games

Player	Avg	OBP	G	AB	R	H	2b	3b	HR	RBI	BB	K	SB-CS	Sac	SF	HBP	DP	E
Ed Sweeney c	.231	.301	113	376	27	87	10	4	2	43	37	58	6-2	4	3	2	15	14
John Knight 1b	.192	.252	64	239	19	46	10	0	0	17	19	13	6-0	0	3	1	3	7
Roy Hartzell 2b-of	.189	.282	140	518	44	98	13	3	0	46	70	40	15-10	1	11	1	4	15
Rg Peckinpough ss-a	.233	.290	101	369	47	86	16	6	1	27	30	29	21-11	9	1	0	5	22
Ezra Midkiff 3b	.182	.202	74	286	17	52	7	1	1	19	8	20	5-4	3	3	0	2	8
Birdie Cree lf	.268	.308	143	570	54	153	33	9	1	58	34	30	31-5	1	7	2	8	13
Harry Wolter cf	.218	.346	124	444	94	97	19	8	3	34	88	32	22-5	11	2	0	4	12
Bert Daniels rf	.153	.189	87	334	21	51	12	5	0	17	16	27	9-5	4	4	0	5	3
Luke Boone if	.370	.393	8	27	0	10	0	0	0	2	1	2	0-0	0	0	0	0	0
Jack Lelivelt of-t	.344	.344	14	32	5	11	3	1	0	2	0	2	0-0	2	0	0	0	1
Claud Derrick ss	.342	.392	23	73	8	25	1	0	0	6	6	4	9-1	3	0	0	0	1
Frank Gilhooley rf	.342	.371	28	117	16	40	3	2	0	15	6	7	14-1	0	1	0	2	2
Geo. Whiteman of	.333	.396	17	48	5	16	0	4	3	9	5	2	0-0	1	0	0	1	0
Bill Holden cf	.305	.414	19	59	7	18	5	1	1	3	11	6	0-0	1	0	0	0	2
Dan Cook rf	.247	.380	22	77	8	19	3	0	1	10	4	3	0-0	0	1	0	1	3
Joe Smith c	.226	.294	11	31	4	7	0	0	0	3	3	7	0-0	3	0	0	0	1
Bob Williams c	.222	.300	6	18	2	4	0	0	0	1	2	4	0-0	1	0	0	0	1
Harry Williams 1b	.221	.324	31	86	12	19	2	1	2	12	13	8	1-2	0	2	1	0	5
Dutch Sterret 1b-of	.220	.214	17	41	0	9	0	0	0	5	0	3	0-0	0	1	0	0	0
Fritz Maisel 3b	.207	.364	25	82	12	17	3	4	0	11	22	3	9-2	0	3	0	3	3
Rollie Zieder if-a	.200	.282	64	195	22	39	3	1	0	16	22	9	1-5	5	2	1	2	10
Frank Chance 1b-ph	.185	.290	19	27	1	5	0	0	0	2	4	1	1-1	0	0	0	0	0
Hal Chase 1b-t	.197	.219	40	144	9	24	2	1	0	9	9	13	6-1	1	1	1	2	1
Babe Borton 1b-a	.167	.272	31	108	7	18	5	0	1	8	15	7	0-0	1	1	1	2	1
Dick Gossett c	.140	.198	43	121	1	17	4	0	0	7	9	17	0-1	3	1	0	4	4
Bill McKechnie if	.129	.188	37	124	4	16	1	0	0	4	9	15	1-0	4	0	0	1	4
Bill Stumpf ss	.129	.229	13	31	2	4	0	0	0	0	4	0	0-0	0	0	0	0	3
Ralph Young 2b	.000	.211	7	15	0	0	0	0	0	0	4	3	0-0	0	0	0	0	0
Pitchers	.179	.219	154	463	33	83	20	4	1	29	23	97	1-2	15	2	1	5	30
<b>Team</b>	<b>.212</b>	<b>.278</b>	<b>154</b>	<b>5055</b>	<b>481</b>	<b>1071</b>	<b>176</b>	<b>54</b>	<b>14</b>	<b>415</b>	<b>474</b>	<b>462</b>	<b>158-58</b>	<b>73</b>	<b>49</b>	<b>11</b>	<b>69</b>	<b>171</b>

PB Ed Sweeney 19, Rick Gossett 2.

OF assists Bert Daniels 11, Birdie Cree 8, Harry Wolter 3, Doc Cook 3, Bill Holden 1. Pitcher HR George McConnell.

Player	W-L	ERA	G	GS	CG	Sh	Sv	IP	H	R-ER	HR	BB	SO	HB	WP
Ray Fisher	13-17	2.91	39	30	15	3	1	266.0	224	101-86	6	83	74	6	3
Russ Ford	12-14	2.04	33	28	15	3	1	252.0	202	75-57	6	51	93	2	2
Lefty Schulz	9-14	4.26	35	22	5	2	2	173.3	207	95-82	3	63	64	4	8
George McConnell	7-16	2.40	35	20	8	4	2	206.0	173	71-55	2	66	63	5	2
Ray Caldwell	6-10	3.53	27	16	8	2	1	148.0	130	67-58	2	48	43	2	2
Ray Keating	6-12	2.84	29	23	8	2	0	187.0	198	80-59	2	46	105	2	6
Jack Warhop	4-6	4.91	17	7	2	1	1	66.0	86	40-36	0	12	32	0	2
Ed Kelpfer	1-0	5.04	8	1	0	0	0	25.0	36	14-14	0	12	1	1	0
Red Hoff	1-1	1.04	2	0	0	0	0	8.7	6	1-1	0	0	3	0	0
Marty McHale	1-3	2.95	7	6	1	0	0	36.7	44	13-12	2	15	12	0	1
George Clark	0-1	18.00	14	1	0	0	0	16.0	30	33-32	3	19	10	0	1
Jim Hanley	0-0	5.41	2	0	0	0	0	3.3	7	2-2	0	0	0	0	0
Cy Pieh	0-0	21.95	4	0	0	0	0	5.3	14	13-13	0	5	1	0	0
<b>Team</b>	<b>60-94</b>	<b>3.27</b>	<b>252</b>	<b>154</b>	<b>62</b>	<b>17</b>	<b>8</b>	<b>1393.3</b>	<b>1357</b>	<b>605-507</b>	<b>26</b>	<b>420</b>	<b>501</b>	<b>22</b>	<b>27</b>

Balks none

**Players with multiple teams 1913 AL**

	Avg	OBP	G	AB	R	H	2B	3B	HR	RBI	BB	K	SB-CS	Sac	SF	HBP	DP	E
<b>Johnny Beall</b>																		
Cleveland	.182	.182	10	11	0	2	0	0	0	0	0	1	0-0	0	0	0	1	0
Chicago AL	.216	.271	26	88	7	19	0	0	2	12	7	16	0-0	0	1	0	1	1
Combined total	.212	.262	36	99	7	21	0	0	2	12	7	17	0-0	0	1	0	1	1
<b>Babe Borton</b>																		
Chicago AL	.247	.270	28	97	8	24	1	0	1	9	3	16	0-0	0	0	0	0	1
New York AL	.167	.272	31	108	7	18	5	0	1	5	15	7	0-0	1	1	1	2	1
Combined total	.205	.271	59	205	15	42	6	0	2	17	18	23	0-0	1	1	1	2	2
<b>Hal Chase</b>																		
New York AL	.167	.219	40	144	9	24	2	1	0	9	9	13	6-1	1	1	1	2	1
Chicago AL	.229	.269	102	436	34	100	12	9	2	39	23	30	14-10	4	3	2	5	7
Combined total	.214	.257	142	580	43	124	14	0	2	48	32	43	20-11	5	4	3	7	8
<b>Jack Lelivelt</b>																		
New York AL	.344	.344	14	32	5	11	3	1	0	2	0	2	0-0	2	0	0	0	1
Cleveland	.348	.348	24	23	0	8	4	0	0	1	0	6	0-0	0	0	0	0	0
Combined total	.345	.345	38	55	5	19	7	1	0	3	0	8	0-0	2	0	0	0	1
<b>Roger Peckinpaugh</b>																		
Cleveland	∞	∞	1	0	1	0	0	0	0	0	0	0	0-0	0	0	0	0	1
New York AL	.233	.290	101	369	47	86	16	6	1	27	30	29	21-11	9	1	0	5	22
Combined total	.233	.290	101	369	48	86	16	6	1	27	30	29	21-11	9	1	0	5	22
<b>Rollie Zeider</b>																		
Chicago AL	.192	.323	9	26	1	5	0	0	0	1	5	1	1-0	1	0	0	1	1
New York AL	.200	.282	64	195	22	39	3	1	0	16	22	9	1-5	5	2	1	2	10
Combined total	.199	.287	73	221	23	44	3	1	0	17	27	10	2-5	6	2	1	3	11

**Pitchers with multiple teams 1913 AL**

	W-L	ERA	G	GS	CG	Sh	Sv	IP	H	R-ER	HR	BB	SO	HB	WP
<b>Buck O'Brien</b>															
Boston AL	2-9	3.89	12	12	3	0	0	85.7	93	45-38	1	34	35	1	2
Chicago AL	0-3	1.23	8	3	0	0	0	29.3	32	5-4	0	10	10	0	0
Combined total	2-12	3.21	20	15	3	0	0	115.0	125	54-41	1	44	45	1	2
<b>George Mullin</b>															
Detroit	0-7	6.65	7	7	0	0	0	44.7	71	42-33	1	21	15	0	1
Washington	4-5	4.34	12	8	2	1	0	58.0	73	28-28	0	12	17	0	1
Combined total	4-12	5.35	19	15	2	1	0	102.7	144	40-61	1	33	32	0	2

### 1913 American League Pinch Hitting

Boston Red Sox pinch-hitters, led by Norwegian-born Olaf Henriksen, let the AL with a remarkable .321 batting average and an equally remarkable .418 on-base average. The Red Sox totaled 22 pinch-hits with Henriksen accounting for half of the Boston total. Henriksen also walked eight times, three of the walks intentional, tops for the season by any pinch-hitter.

Germany Schaefer of Washington hit an astounding .647 (11-17) and had an on-base percentage of .700.

The pennant-winning Cleveland Naps pinch-batters hit .294 with 20 pinch hits including five doubles, a triple and the only pinch-hit HR in the replay, by Ray Bates, a three-run shot off Washington's Joe Boehling on August 8.

The last place New York Yankees called on pinch-hitters 90 times (86 at bats, four BB) with Yankee batters driving in 11 runs, tops in the league.

Team	Avg	OBP	AB	H	2B	3B	HR	RBI	BB	Sac	SF	HE	DP
Boston	<b>.324</b>	<b>.418</b>	68	22	3	1	0	11	11	0	0	0	1
Cleveland	.294	.304	68	20	5	1	1	10	1	1	0	0	0
Washington	.247	.298	73	18	2	2	0	6	5	0	1	0	0
Detroit	.237	.366	59	14	1	2	0	7	12	0	0	0	2
New York	.209	.239	<b>86</b>	18	3	2	1	11	4	0	2	0	0
Philadelphia	.167	.209	78	13	3	0	0	7	5	0	3	0	1
Chicago	.164	.276	73	12	5	0	0	4	12	0	2	0	0
St. Louis	.141	.212	78	11	0	0	0	6	7	0	0	0	1
<b>League</b>	<b>.220</b>	<b>.285</b>	<b>583</b>	<b>128</b>	<b>19</b>	<b>8</b>	<b>2</b>	<b>62</b>	<b>57</b>	<b>1</b>	<b>8</b>	<b>0</b>	<b>5</b>
<i>AL Average</i>	<i>.220</i>	<i>.285</i>	<i>73</i>	<i>16</i>	<i>2</i>	<i>1</i>	<i>0</i>	<i>8</i>	<i>7</i>	<i>0</i>	<i>1</i>	<i>0</i>	<i>1</i>

#### Pinch hit leaders

Batting Avg. (Min 10 AB)	H/AB	Avg.	On base pct. (Min 10 PA)	OBP	Pinch hits	Hits
Germany Schaefer, Wash	11-17	.647	Germany Schaefer, Wash	.700	Germany Schaefer, Wash	11
Olaf Henriksen, Bos	11-31	.355	Olaf Henriksen, Bos	.487	Olaf Henriksen, Bos	11
Henri Rondeau, Det	6-17	.353	Henri Rondeau, Det	.450	Jack Lelivelt, NYY-Cleve	9
Jack Lelivelt, NYY-Cleve	9-31	.290	Jacque Fournier, CWS	.400	Mike Donlin, Pitt	5
Jacque Fournier, CWS	6-21	.286	Two with	.313	Three with	4

Runs batted in	RBI	Bases on balls	BB	Pinch hit at bats	AB
Henri Rondeau, Det	7	Olaf Henriksen, Bos	8	Danny Murphy, Phila	32
Olaf Henriksen, Bos	6	Hugh High, Det	5	Olaf Henriksen, Bos	31
				Jack Lelivelt, NYY-Cleve	31

Doubles: Jack Lelivelt, NYY-Cleve 4, Jacque Fournier, CWS 4

Triples: five with 1

Home runs: Ray Bates, Cleve 1

<u>Cleveland Naps</u>	<u>Avg</u>	<u>OBP</u>	<u>AB</u>	<u>H</u>	<u>2B</u>	<u>3B</u>	<u>HR</u>	<u>RBI</u>	<u>BB</u>	<u>Sac</u>	<u>SF</u>	<u>HB</u>	<u>DP</u>
Nap Lajoie	.667	.667	3	2	0	0	0	1	0	0	0	0	0
Nemo Leibold	.500	.667	2	1	0	1	0	0	0	0	0	0	0
Ray Bates	.500	.500	4	2	0	0	1	3	0	0	0	0	0
Doc Johnston	.500	.500	2	1	0	0	0	0	0	0	0	0	0
Jack Lelivelt-a	.348	.348	23	8	4	0	0	1	0	0	0	0	0
Johnny Beall-a	.286	.286	7	2	0	0	0	1	0	0	0	0	0
Bud Ryan	.286	.286	7	2	0	0	0	1	0	1	0	0	0
Joe Birmingham	.167	.167	6	1	1	0	0	2	0	0	0	0	0
Ivy Olson	.167	.167	6	1	0	0	0	0	0	0	0	0	0
Terry Turner	.000	.000	1	0	0	0	0	0	0	0	0	0	0
Jack Graney	.000	.000	3	0	0	0	0	0	0	0	0	0	0
Grover Land	.000	.000	4	0	0	0	0	0	0	0	0	0	0
Total	.294	.304	68	20	5	1	1	10	1	1	0	0	0
<u>Philadelphia A's</u>	<u>Avg</u>	<u>OBP</u>	<u>AB</u>	<u>H</u>	<u>2B</u>	<u>3B</u>	<u>HR</u>	<u>RBI</u>	<u>BB</u>	<u>Sac</u>	<u>SF</u>	<u>HB</u>	<u>DP</u>
Ira Thomas	1.000	1.000	2	2	0	0	0	0	0	0	0	0	0
Rube Oldring	1.000	1.000	1	1	0	0	0	0	0	0	0	0	0
Amos Strunk	.333	.286	6	2	0	0	0	1	0	0	1	0	0
Danny Murphy	.219	.265	32	7	3	0	0	3	2	0	0	0	0
Harry Davis	.111	.273	9	1	0	0	0	0	2	0	0	0	0
Tom Daley	.000	.111	8	0	0	0	0	0	1	0	0	0	1
Eddie Murphy	.000	.000	3	0	0	0	0	0	0	0	0	0	0
Jack Lapp	.000	.000	3	0	0	0	0	0	0	0	0	0	0
Billy Orr	.000	.000	6	0	0	0	0	2	0	0	2	0	0
Jimmy Walsh	.000	.000	7	0	0	0	0	0	0	0	0	0	0
Total	.167	.209	81	13	0	0	0	7	5	0	3	0	1
<u>Washington Senators</u>	<u>Avg</u>	<u>OBP</u>	<u>AB</u>	<u>H</u>	<u>2B</u>	<u>3B</u>	<u>HR</u>	<u>RBI</u>	<u>BB</u>	<u>Sac</u>	<u>SF</u>	<u>HB</u>	<u>DP</u>
Germany Schaefer	.647	.700	17	11	0	1	0	1	3	0	0	0	0
Frank LaPorte	.375	.375	8	3	0	0	0	1	0	0	0	0	0
Eddie Foster	.333	.333	6	2	2	0	0	0	0	0	0	0	0
Joe Gedeon	.200	.333	5	1	0	1	0	2	1	0	0	0	0
Rip Williams	.048	.091	21	1	0	0	0	1	1	0	0	0	0
Eddie Ainsmith	.000	.000	1	0	0	0	0	0	0	0	0	0	0
Ben Spencer	.000	.000	1	0	0	0	0	0	0	0	0	0	0
Howard Shanks	.000	.000	3	0	0	0	0	0	0	0	0	0	0
Merito Acosta	.000	.000	5	0	0	0	0	0	0	0	0	0	0
Jack Calvo	.000	.000	6	0	0	0	0	1	0	0	1	0	0
Total	.247	.298	73	18	2	2	0	6	5	0	1	0	0
<u>Boston Red Sox</u>	<u>Avg</u>	<u>OBP</u>	<u>AB</u>	<u>H</u>	<u>2B</u>	<u>3B</u>	<u>HR</u>	<u>RBI</u>	<u>BB</u>	<u>Sac</u>	<u>SF</u>	<u>HB</u>	<u>DP</u>
Harry Hooper	1.000	1.000	1	1	0	1	0	0	1	0	0	0	0
Larry Gardner	1.000	1.000	1	1	0	0	0	0	1	0	0	0	0
Hick Cady	1.000	1.000	1	1	0	0	0	1	0	0	0	0	0
Clyde Engle	.500	.500	2	1	0	0	0	1	0	0	0	0	0
Duffy Lewis	.500	.500	2	1	0	0	0	0	0	0	0	0	0
Les Nunamaker	.500	.500	2	1	1	0	0	0	0	0	0	0	0
Tris Speaker	.400	.400	5	2	1	0	0	2	0	0	0	0	0
Olaf Henriksen	.355	.487	31	11	0	0	0	6	8	0	0	0	1
Bill Mundy	.333	.333	3	1	0	0	0	0	0	0	0	0	0
Heinie Wagner	.333	.333	3	1	0	0	0	0	0	0	0	0	0
Neal Ball	.200	.333	5	1	0	0	0	0	1	0	0	0	0
Wally Snell	.000	.000	1	0	0	0	0	0	0	0	0	0	0
Steve Yerkes	.000	.000	2	0	0	0	0	0	0	0	0	0	0
Hal Janvrin	.000	.000	4	0	0	0	0	0	0	0	0	0	0
Jake Stahl	.000	.000	5	0	0	0	0	0	0	0	0	0	0
Total	.324	.418	68	22	3	1	0	11	11	0	0	0	1



<b>Chicago</b>	<u>Avg</u>	<u>OBP</u>	<u>AB</u>	<u>H</u>	<u>2B</u>	<u>3B</u>	<u>HR</u>	<u>RBI</u>	<u>BB</u>	<u>Sac</u>	<u>SF</u>	<u>HB</u>	<u>DP</u>
Shano Collins	.500	.500	2	1	0	0	0	0	0	0	0	0	0
Morrie Rath	.333	.333	3	1	1	0	0	0	0	0	0	0	0
Jacque Fournier	.286	.400	21	6	4	0	0	2	4	0	0	0	0
Bill Schaller	.250	.500	8	2	0	0	0	0	4	0	0	0	0
Ted Easterly	.095	.167	21	2	0	0	0	1	2	0	1	0	0
Babe Barton-t	.000	.000	1	0	0	0	0	1	0	0	1	0	0
Walt Kuhn	.000	.000	1	0	0	0	0	0	0	0	0	0	0
Larry Chappell	.000	.000	1	0	0	0	0	0	1	0	0	0	0
Jim Breton	.000	.000	1	0	0	0	0	0	0	0	0	0	0
Hal Chase	.000	.000	1	0	0	0	0	0	0	0	0	0	0
Edd Roush	.000	.000	1	0	0	0	0	0	0	0	0	0	0
Rollie Zeider-t	.000	.000	1	0	0	0	0	0	0	0	0	0	0
Joe Berger	.000	.000	2	0	0	0	0	0	1	0	0	0	0
Davy Jones	.000	.000	2	0	0	0	0	0	0	0	0	0	0
Wally Mattick	.000	.000	2	0	0	0	0	0	0	0	0	0	0
Nixey Callahan	.000	.000	4	0	0	0	0	0	0	0	0	0	0
Total	.164	.276	73	12	5	0	0	4	12	0	2	0	0

<b>Detroit Tigers</b>	<u>Avg</u>	<u>OBP</u>	<u>AB</u>	<u>H</u>	<u>2B</u>	<u>3B</u>	<u>HR</u>	<u>RBI</u>	<u>BB</u>	<u>Sac</u>	<u>SF</u>	<u>HB</u>	<u>DP</u>
Ed Onslow	.500	.500	2	1	0	0	0	0	0	0	0	0	0
George Moriarity	.400	.400	5	2	0	0	0	0	0	0	0	0	1
Henri Rondeau	.353	.450	17	6	1	1	0	7	3	0	0	0	1
Hugh High	.250	.538	8	2	0	0	0	0	5	0	0	0	0
Del Gainer	.250	.250	4	1	0	0	0	0	0	0	0	0	0
Baldy Louden	.250	.250	4	1	0	0	0	0	0	0	0	0	0
Frank Gibson	.167	.167	6	1	0	0	0	0	0	0	0	0	0
Red McKee	.000	.500	1	0	0	0	0	0	1	0	0	0	0
Les Hennessey	.000	.500	1	0	0	0	0	0	1	0	0	0	0
Joseph Burns	.000	.000	1	0	0	0	0	0	0	0	0	0	0
Wally Pipp	.000	.000	1	0	0	0	0	0	0	0	0	0	0
Bobby Veach	.000	.500	2	0	0	0	0	0	2	0	0	0	0
Al Platte	.000	.000	2	0	0	0	0	0	0	0	0	0	0
Guy Tutweiler	.000	.000	5	0	0	0	0	0	0	0	0	0	0
Total	.237	.366	59	14	1	2	0	7	12	0	0	0	2

<b>St. Louis Browns</b>	<u>Avg</u>	<u>OBP</u>	<u>AB</u>	<u>H</u>	<u>2B</u>	<u>3B</u>	<u>HR</u>	<u>RBI</u>	<u>BB</u>	<u>Sac</u>	<u>SF</u>	<u>HB</u>	<u>DP</u>
Johnny Johnstone	.333	.333	9	3	0	0	0	1	0	0	0	0	0
Del Pratt	.333	.333	3	1	0	0	0	0	0	0	0	0	0
George Stovall	.333	.333	3	1	0	0	0	0	0	0	0	0	0
Ernie Walker	.200	.200	5	1	0	0	0	0	0	0	0	0	0
Pete Compton	.154	.313	13	2	0	0	0	0	3	0	0	0	0
Bunny Brief	.154	.313	13	2	0	0	0	1	3	0	0	0	0
Tex Covington	.143	.143	7	1	0	0	0	2	0	0	0	0	0
Walt Meinert	.000	.000	1	0	0	0	0	0	0	0	0	0	0
Burt Shotton	.000	.000	1	0	0	0	0	0	0	0	0	0	0
Tod Sloan	.000	.000	1	0	0	0	0	0	0	0	0	0	0
Jimmy Austin	.000	.000	2	0	0	0	0	0	0	0	0	0	0
Doc Lavan	.000	.000	2	0	0	0	0	0	0	0	0	0	0
Bobby Wallace	.000	.000	2	0	0	0	0	0	0	0	0	0	0
Buzzy Wares	.000	.000	2	0	0	0	0	0	0	0	0	0	0
Dee Walsh	.000	.200	4	0	0	0	0	0	1	0	0	0	0
Mike Balenti	.000	.000	4	0	0	0	0	1	0	0	0	0	0
Tilly Walker	.000	.000	6	0	0	0	0	1	0	0	0	0	1
Total	.141	.212	78	11	0	0	0	6	7	0	0	0	1

<b><u>New York Yankees</u></b>	<b><u>Avg</u></b>	<b><u>OBP</u></b>	<b><u>AB</u></b>	<b><u>H</u></b>	<b><u>2B</u></b>	<b><u>3B</u></b>	<b><u>HR</u></b>	<b><u>RBI</u></b>	<b><u>BB</u></b>	<b><u>Sac</u></b>	<b><u>SF</u></b>	<b><u>HB</u></b>	<b><u>DP</u></b>
Doc Cook	1.000	1.000	3	3	0	0	0	2	0	0	0	0	0
Bert Daniels	.600	.600	5	3	1	1	0	2	0	0	0	0	0
Birdie Cree	.333	.333	3	1	1	0	0	0	0	0	0	0	0
Harry Williams	.222	.222	9	2	0	0	1	1	0	0	0	0	0
Rollie Zeider -a	.222	.300	9	2	1	0	0	2	1	0	0	0	0
Dutch Sterrett	.167	.167	6	1	0	0	0	0	0	0	0	0	0
Frank Chance	.133	.133	15	2	0	0	0	2	0	0	0	0	0
Jack Lelivelt -t	.125	.125	8	1	0	1	0	0	0	0	0	0	0
Bill McKechnie	.000	.333	2	0	0	0	0	0	1	0	0	0	0
Ed Sweeney	.000	.333	1	0	0	0	0	1	1	0	1	0	0
Roy Hartzell	.000	.000	3	0	0	0	0	0	0	0	0	0	0
Babe Barton-a	.000	.000	2	0	0	0	0	0	0	0	0	0	0
Dick Gossett	.000	.000	3	0	0	0	0	0	0	0	0	0	0
Ezra Midkiff	.000	.000	1	0	0	0	0	0	0	0	0	0	0
Ralph Young	.000	.000	1	0	0	0	0	0	0	0	0	0	0
Bill Stumpf	.000	.000	1	0	0	0	0	0	0	0	0	0	0
Hal Chase-t	.000	.000	1	0	0	0	0	0	0	0	0	0	0
Frank Gilhooley	.000	.000	1	0	0	0	0	0	0	0	0	0	0
Jack Knight	.000	1.000	0	0	0	0	0	0	1	0	0	0	0
Total	.209	.239	86	18	3	2	1	11	4	0	2	0	0
<b><u>Two or more teams</u></b>	<b><u>Avg</u></b>	<b><u>OBP</u></b>	<b><u>AB</u></b>	<b><u>H</u></b>	<b><u>2B</u></b>	<b><u>3B</u></b>	<b><u>HR</u></b>	<b><u>RBI</u></b>	<b><u>BB</u></b>	<b><u>Sac</u></b>	<b><u>SF</u></b>	<b><u>HB</u></b>	<b><u>DP</u></b>
Jack Lelivelt, NYY-Cle	.290	.290	31	9	0	1	0	1	0	0	0	0	0
Rol. Zeider CWS-NYY	.200	.273	10	2	1	0	0	2	1	0	0	0	0

## 1913 American League Batting Highlights

### Cycle

<u>Date</u>	<u>Batter</u>	<u>Opp</u>	<u>Description</u>
June 25	Sam Crawford, Det	NY	4-7, solo HR, RBI triple, double, single in 6-5, 15 inning loss

### Two home runs in one game

Apr 23	Frank Baker, Phila	NY	3R HR, solo HR, 4 RBI in 8-5 win
Apr 18	Ed McDonald, Bos	Bklyn	2R HR, solo HR, 5-6, three singles, 3 RBI in 8-5 loss
June 9	Geo. McBride, Wash	Phila	Two solo HRs in 7-3 win
Sept 4	Joe Jackson, Cleve	NY	2R HR in 10 <sup>th</sup> to beat NY 9-7, solo HR in 3 <sup>rd</sup> inning

### Five or more RBI in one game (*pitchers in italics*)

<u>Date</u>	<u>Batter</u>	<u>Opp</u>	<u>RBI</u>	<u>Description</u>
Apr 11	Jimmy Austin, StL	Det	5	2R double, 2R single, RBI single, 3-4 in 9-3 win
Apr 13	Clyde Engle, Bos	Wash	5	3R HR, squeeze RBI, SF in 10-0 win
May 2	Clyde Engle, Bos	Chi	5	3R HR, two RBI singles in 13-2 blowout victory
May 14	Bobby Veach, Det	Phila	7	5-5, 2R 2b, two 2R singles, RBI single, 3 runs in 20-6 win
May 14	Oscar Stanage, Det	Phila	5	2-6, 3R HR, 2R single in 20-6 win
May 20	Sam Crawford, Det	Wash	5	3-5, 2R single, two RBI singles, SF in 14-7 win
May 26	Gus Williams, StL	NY	7	3-5, 3R HR, 3R double, 2R double in 12-0 win
June 3	Nemo Leibold, Cleve	Det	5	1-2, 3R double, 2 SF in 13-3 win
June 12	Frank Baker, Phila	NY	6	3-6, 3R HR, 2R double, RBI single in 20-6 rout
June 12	Jack Barry, Phila	NY	5	3-5, 3R HR, RBI double, RBI single in 20-6 win
June 16	Stuffy McInnis, Phila	NY	6	5-6, 3R HR, 2R single, two RBI singles in 11-4 win
July 20	Jimmy Walsh, Phila	Cleve	5	4-6, 2R triple, 2R double, RBI double in 15-4 win
Aug 18	Ed Sweeney, NY	Cleve	6	3-4, Grand Slam HR, 2R triple, 2b, BB, 4 runs in 18-9 win
Aug 18	Jacque Fournier, Chi	Phila	6	3-4, Grand Slam HR, RBI triple, SF in 19-4 win
Aug 26	Frank Baker, Phila	Det	6	2-6, Grand Slam HR, 2R 2b in 14-13 win
Aug 29	Ty Cobb, Det	NY	5	3-5, 2R HR, RBI double, 2R single in 10-2 win
Sept 14	Frank Baker, Phila	NY	5	3-5, 3R double, 2R single in 14-0 win
Sept 14	Stuffy McInnis, Phila	NY	5	4-5, 2R double, 2R single, RBI single in 14-0 win
Sept 20	Geo. Whiteman, NY	Bos	5	4-5, 3R triple, two RBI singles in 8-6 win

### Grand slam home runs

<u>Date</u>	<u>Batter</u>	<u>Opp pitcher</u>
Aug 18	Ed Sweeney, NY	Bill James, Cleve
Aug 18	Jacque Fournier, Chi	Duke Houck, Phila
Aug 26	Frank Baker, Phila	Ralph Comstock, Det
Aug 27	Buck Weaver, Chi	Joe Engel, Wash

### Back-to-back home runs

<u>Date</u>	<u>Batters</u>	<u>Opp pitcher</u>	<u>Description</u>
Aug 29	Ty Cobb, Sam Crawford, Det	Ray Caldwell, NY	Cobb 2R HR, Crawford solo HR
Sept 21	Ty Cobb, Sam Crawford, Det	Frank Lange, Chi	Both solo HRs

### Leadoff home runs

<u>Date</u>	<u>Batter</u>	<u>Opp pitcher</u>
Apr 17	Danny Moeller, Wash	Russ Ford, NY
May 2	Eddie Murphy, Phila	George Baumgardner, StL
July 16	Danny Moeller, Wash	Jean Dubuc, Det
July 31	Danny Moeller, Wash	Hugh Bedient, Bos
Aug 18	Buck Weaver, Chi	Duke Houck, Phila

### Pinch hit home runs

<u>Date</u>	<u>Batter</u>	<u>Opp pitcher</u>
July 17	Harry Williams, NY	Fred Blanding, Cleve

**Notable performances, team**

<u>Date</u>	<u>Team</u>	<u>Opponent</u>	<u>Description</u>
May 14	Det	Phila	20-6 win; <b>11 runs, 10 hits, 3 BB in second inning</b>
May 20	StL	Bos	<b>Seven extra base hits</b> (6 doubles, triple) in 7-0 win
May 21	Wash	Det	Three home runs in 6-1 win; Jack Calvo, Chick Gandil, George McBride
May 23	Det	Bos	16-7 win, <b>21 hits</b> , six extra-base hits (all doubles)
May 31#2	Chi	Cleve	<b>9 SB</b> , four in first inning in 7-6 loss (all SB off Fred Carisch, Cleve)
June 9	Wash	Phila	Four homers in 7-3 win v. Phila; Geo. McBride 2 HR, Danny Moeller, Ray Morgan)
June 12	Phila	NY	20-6 win; <b>12 runs in 8<sup>th</sup> inning</b> ; team had game total of 17 hits
July 4#2	Bos	Det	Six extra base hits in 10-3 win
July 15	Bos	StL	Six extra base hits, including <b>four triples</b> in 5-1 win
July 20	Phila	Cleve	15-4 win, <b>10 runs in fourth inning, 20 hits</b>
July 24	Det	Phila	<b>19 bases on balls, 17 left on base</b> in 4-3 win
July 27	StL	NY	<b>Six consecutive hits</b> for five runs in 6 <sup>th</sup> inning in 9-7 loss
Aug 18	Cleve	NY	<b>Four sacrifice flies</b> in 18-9 loss
Aug 18	Chi	Phila	19-4 win, <b>22 hits</b> , six extra base hits inc. leadoff HR, Grand Slam HR
Aug 22	Bos	Det	12-1 win; <b>eight straight hits</b> in first inning for six runs
Aug 26	Phila	Det	14-13 win, <b>20 hits</b> including Grand Slam HR by Baker, 2R HR by McInnis

**Five or more hits in one game**

<u>Date</u>	<u>Batter</u>	<u>Opp</u>	<u>Description</u>
May 14	Ty Cobb, Det	Phila	5-5, 2b, four singles, 4 runs in 20-6 win
May 14	Bobby Veach, Det	Phila	5-5, 2R double, four singles, <b>7 RBI</b> , 3 runs in 20-6 win
May 23	Donie Bush, Det	Bos	5-6, double, 5 singles, 3 runs, RBI in 16-7 win
June 3	Birdie Cree, NY	Wash	5-6, five singles, RBI, run, SB in 9-2 win
June 18	Eddie Murphy, Phila	Wash	5-6, five singles, 2 runs in 11-4 win
June 18	Stuffy McInnis, Phila	Wash	5-6 2R HR 2R single, two RBI singles, 6 RBI in 11-4 win
June 25	Birdie Cree, NY	Det	5-7, triple, RBI double, three singles, IBB in 6-5, 15-inning win
Aug 2	Eddie Collins, Phila	Bos	5-6, five singles, <b>five stolen bases</b> in 4-3, 11-inning win
Aug 15	Clyde Milan, Wash	Det	5-6, triple, four singles, 3 RBIs, run, SB in 12-1 win
Aug 18	Buck Weaver, Chi	Phila	5-6, leadoff HR, three singles, triple, 4 RBI in 19-4 win
Sept 6	Joseph Burns, Det	Bos	5-5, 2R HR, double, 3 runs, HBP in 12-8 win
Sept 7	Ted Easterly, Chi	NY	5-5, 2b, four singles, 3 RBIs, run in 10-0 win

**Notable individual batter performances** (*pitchers noted in italics*)

<u>Date</u>	<u>Batter</u>	<u>Opp</u>	<u>Description</u>
Apr 12	Tris Speaker, Bos	Wash	4-5, 4 runs, 2 RBI, BB, in 15-1 win
Apr 12	Eddie Collins, Phila	NY	4-6, double, triple, 2 RBIs in 9-1 win
Apr 15	Joe Birmingham, Cleve	Det	4-5, four singles, RBI, run in 6-5 come-from-behind win
Apr 19	Chick Gandil, Wash	Phila	4-5, 4 RBI, bases-clearing double, three singles, run in 10-8 win
Apr 20	Harry Hooper, Bos	NY	4-5, RBI triple, three singles, 3 runs, SB in 6-2 win
Apr 27	Tris Speaker, Bos	NY	4-5, four singles, 2 RBI, 2 runs in 7-1 win
Apr 29	Eddie Foster, Wash	NY	4-6, 3 RBI, four singles, 2 runs in 11-2 win
May 3	<i>Ed Willett, Det</i>	NY	4-4, four singles, 3 runs in 11-run win
May 13	Frank Baker, Phila	Det	4-4, four singles, BB, RBI, SB in 4-3 win
May 17	Rube Oldring, Phila	StL	4-5, double, triple, two singles, run, SB in 2-1, 11-inning win
May 20	Donie Bush, Det	Wash	4-5, RBI triple, 3 singles, 4 runs in 14-7 win
May 23	Ty Cobb, Det	Bos	4-6, double, three singles, 3 RBI, 2 runs, SB in 16-7 win
May 24	Gus Williams, StL	Wash	4-5, four singles, 3 RBI, SB in 7-5 win
May 25	Burt Shotton, StL	Wash	4-4, four singles, 3 runs, 2 SB in 3-1 win
June 6	Clyde Milan, Wash	NY	4-4, triple, three singles in 4-1 win
June 15	Chick Gandil, Wash	Bos	4-5, HR, three singles in 5-4, 14-inning loss
June 13	Doc Johnston, Cleve	StL	4-5, 2R triple, double, RBI single in 8-2 win
June 16	Buck Weaver, Chi	Det	4-5, four singles in 7-2 win
June 18	George McBride, Wash	Phila	4-4, 2 doubles, run, RBI in 11-4 loss to Philadelphia
July 4#2	Harry Hooper, Bos	Det	4-6, HR, triple, two singles, 3 runs in 10-3 win
July 4#2	Duffy Lewis, Bos	Det	4-5, 4 RBIs, triple, three singles in 10-3 win
July 5	Buddy Ryan, Cleve	Phila	4-8, double, three singles, run, RBI, SB in 4-2, 19-inning loss
July 7	Joe Jackson, Cleve	Bos	4-4, double, triple, pair of singles, RBI, run in 3-0 win
July 7	Del Pratt, StL	NY	4-4, four singles, RBI in 3-1 win

**Notable individual batter performances cont'd** (pitchers noted in italics)

<u>Date</u>	<u>Batter</u>	<u>Opp</u>	<u>Description</u>
July 12	Tris Speaker, Bos	Chi	4-5, 2b, three singles, 2 runs in 6-5, 10-inning win
July 13	Clyde Milan, Wash	Cleve	4-5, four singles, 2 SB, run in 9-0 win
July 14	Birdie Cree, NY	Det	4-5, 2b, three singles, RBI in 10-4 loss
July 14	Napoleon Lajoie, Cleve	Wash	4-7, four singles, RBI in 4-3, 17-inning win
July 18	Napoleon Lajoie, Cleve	NY	4-5, four singles, run, RBI in 6-0 win
July 18	Doc Johnston, Cleve	NY	4-5, 2b, three singles, run, SB in 6-0 win
July 18	<i>Cy Falkenberg, Cleve</i>	Phila	4-5, four singles in 5-4, 10-inning win
July 20	<i>Joe Lake, Det</i>	Bos	4-5, 2b, 3b, two singles, 1 runs, RBI in 8-3 win
July 20	Jimmy Walsh, Phila	Cleve	4-6, triple, two doubles, single, <b>5 RBIs</b> in 15-4 win
July 21	Donie Bush, Det	Bos	4-6, four singles, RBI in 4-3, 12-inning loss
July 22	Hal Chase, NY	Chi	4-6, 2b, three singles, 2 RBIs, 2 runs in 15-1 win
July 25	Ty Cobb, Det	Phila	4-5, 2b, three singles, RBI, run, SB in 7-5 loss
July 27	Harry Hooper, Bos	Cleve	4-5, run, game winning RBI with two out in 9th in 3-2 win
July 27	Burt Shotton, StL	NY	4-5, four singles, RBI in 9-7 loss
July 27	Harry Williams, NY	StL	4-5, four singles, 2 RBIs, run in 9-7 win
July 29	Steve O'Neill, Cleve	Chi	4-4, 2b, three singles, 2 RBIs, run in 5-4 win
July 29	Wally Schang, Phila	NY	4-4, three doubles, 2 RBIs, run, BB in 7-6 win
Aug 1	Mike Balenti, StL	Det	4-5, four singles, 3 RBIs, SB in 6-0 win
Aug 6	Sam Crawford, Det	Chi	4-5, two doubles, 3 RBIs, 2 runs in 13-2 win
Aug 6	George Stovall, StL	Cleve	4-7, two doubles, two singles, RBI, run in 3-2, 16-inning win
Aug 7	Doc Cook, NY	Bos	4-4, four singles, run, RBI in 7-3 win
Aug 12	Les Nunamaker, Bos	Cleve	4-4, two doubles, two singles, SF, 4 RBIs in 9-2 win
Aug 14	Chick Gandil, Wash	Cleve	4-4, four singles, 3 runs, SB in 7-6 win
Aug 15	Chick Gandil, Wash	Det	4-6, triple, 3 RBIs, run; <b>eight straight hits Aug 14-Aug 15</b>
Aug 21	Steve Yerkes, Bos	Det	4-5, triple, three singles, 2 RBIs, 2 runs in 7-3 win
Aug 22	Clyde Engle, Bos	Det	4-5, four singles, RBI, 2 runs in 12-1 win
Aug 22	Ray Morgan, Wash	StL	4-5, four singles in 3-2, 12-inning loss
Aug 24	Jimmy Austin, StL	NY	4-5, RBI double, three singles in 3-2, 13-inning win
Aug 27	Ty Cobb, Det	Phila	4-5, four singles, RBI, 2 runs, 2 RBI in 9-8 loss
Aug 30	Joe Jackson, Cleve	Wash	4-4, triple, three singles, 3 runs, RBI, BB, SB in 6-0 win
Sept 2	Burt Shotton, StL	Bos	4-5, triple, three singles, 3 RBIs, run in 7-3 win
Sept 4	Joe Jackson, Cleve	NY	4-5, 2R HR in 10 <sup>th</sup> to win game, 9-7 solo HR, 4 RBIs
Sept 4	Johnny Johnston, StL	Bos	4-6, triple, three singles in 4-3, 11-inning loss
Sept 15	Rip Williams, Wash	Bos	4-5, 2R double, triple, two singles, run in 6-3, 10-inning win
Sept 18	Chick Gandil, Wash	Phila	4-4, 2b, three singles, RBI, run in 6-0 win
Sept 18	Frank Gilhooley, NY	Bos	4-5, four singles, 2 runs, RBI in 11-4 win
Sept 18	George Whiteman, NY	Bos	4-5, <b>three doubles, triple</b> , 2 runs, BB in 11-4 win
Sept 20	George Whiteman, NY	Bos	4-5, 3R triple, two RBI singles, <b>5 RBIs</b> in 8-6 win
Sept 21	Frank Gilhooley, NY	Bos	4-6, 2b, three singles, RBI, run in 6-4, 11-inning win
Sept 21	John Knight, NY	Bos	4-5, 2b, three singles, RBI, run, BB in 11-4 win
Sept 21	Buddy Ryan, Cleve	StL	4-4, 3b, three singles, run, RBI in 4-3 win
Sept 21	Harry Lord, Chi	Det	4-5, four singles 2 RBIs, 2 runs, 2 SB in 9-8 loss
Sept 26	Danny Moeller, Wash	NY	4-5, four singles, run, SB in 4-3, 11-inning wins

**Steals of home**

<u>Date</u>	<u>Runner</u>	<u>Opp</u>	<u>Description</u>
Apr 22	Rollie Zeider, Chi	Cleve	Stole home via botched squeeze by Davy Jones in 4-1 win
Apr 26	Joe Jackson, Cleve	StL	Stole home in bottom of 12th to tie game in 3-2, 13 inning win
May 6	Danny Moeller, Wash	Det	Doubled and stole third and home to open the game in 2-1 win
May 26	Ty Cobb, Det	Phila	Stole second, third and home in 3rd inning in 3-2 loss
May 31#1	Morrie Rath, Chi	Cleve	Stole home, front end of double steal in 4-2 win
May 31#2	Harry Lord, Chi	Cleve	Stole second, third and home in 1st inning in 7-6 loss
June 26	Shano Collins, Chi	Bos	Stole home on botched squeeze play by Ted Easterly in 7-3 win
Sept 3#2	Ty Cobb, Det	Wash	Stole second, third and home in 7 <sup>th</sup> ; <b>stole six bases in 6-1 win</b>
Sept 8	Fritz Maisel, NY	Chi	Straight steal of home in 3 <sup>rd</sup> inning in 5-1 win
Sept 23	Burt Shotton, StL	Chi	Stole second, third and home in 5 <sup>th</sup> inning; 4 steals in 5-4 win.

## 1913 American League Batting Notes

### Season Ty Cobb edges Joe Jackson for batting title; passes Jackson in final two weeks of season

Detroit's Ty Cobb, who lost the 1912 AL replay batting title to Cleveland's Joe Jackson by only two-hundredths of a point (.401 to .399) gained a measure of revenge in the 1913 replay, catching and surpassing Jackson over the final 12 days of the season.



Jackson got off to a sizzling start, hitting .478 in April to lead the league, with 1912 AL MVP Tris Speaker of Boston close behind at .425. Cobb, meanwhile, staged a holdout until April 29, getting a late start on the season.

By the end of May, Speaker had moved to the front of the batting race, where he remained until early August. Cobb swung into high gear in mid-May, hitting .375 by May 31, second to Speaker. Jackson was third in the race at Memorial Day, but slumped in June and saw his average plummet to .325, fourth in the league by June 30.

By July 31, the batting was narrowed to three hitters: Speaker (.362), Cobb (.360) and Jackson (.350) with Philadelphia's Eddie Collins in fourth place at .305.

Cobb moved ahead in the batting race by the end of August with a .358 average with Jackson only four points behind. Speaker continued to hit well, but fell to .342.

Jackson took over the league lead on September 4 (.360), two points ahead of Cobb, but four days later, Jackson caught Cobb and they were tied at .360. Cobb hit .359 the rest of the way (23-64) while Jackson hit .306 (19-63) down the stretch, giving the batting title to Cobb.

Cobb finished with a .360 batting average to emerge as the league's top hitter. Jackson finished seven points behind Cobb at .353. Speaker who had led the batting race through the first four months of the season, finished third at .334 and Eddie Collins wound up in fourth at .308.

Date	Cobb	BA	J. Jackson	BA	Speaker	BA	E. Collins	BA
Sept 4	166-464	.358	171-545	.360	179-522	.343	153-494	.310
Sept 8	173-481	.360	176-489	.360	182-537	.339	158-507	.317
Sept 12	178-495	.360	180-503	.358	182-545	.334	162-521	.311
Sept 17	187-514	.364	189-522	.362	185-557	.332	166-536	.310
Sept 21	192-530	.362	192-536	.358	190-567	.335	169-551	.307
Sept 26	196-545	<b>.360</b>	195-552	.353	193-578	.334	174-565	.308

### Season Joe Jackson overall top hitter in the American League



Although Jackson fell an eyelash short in the batting title race, he was overwhelmingly the top hitter in the American League replay.

Jackson led the league in on-base percentage (.359), tied for second in RBIs with 81 to Sam Crawford (93 RBIs), hit a league-leading 52 doubles, third in triples with 17, tied for seventh with six home runs, was second in base hits to Cobb with 195 hits and led the league in bases on balls (106) and slugging (.546)

Jackson's defense also was a factor in his selection. A 1-rated outfielder, Jackson committed 16 errors, but he threw out 13 baserunners. Equally as important, opposing teams featured Jackson's arm, which often held baserunners at second base following hits to right field.

Some of Jackson's MVP season highlights:

May 3	Game-winning single in the bottom of the 10 <sup>th</sup> in a 1-0 win against Washington.
May 9	3R HR and five RBIs in 8-2 win over Philadelphia
May 31#2	Hit a two-run single in the bottom of the ninth to beat Chicago 7-6
July 31	Hit 2R HR, two triples, 2 RBIs to beat Chicago's Eddie Cicotte 2-0
Aug 18	3-3, triple, scored four runs, walked twice and drove in a run in 18-9 loss to NY
Aug 22	Threw out Tom Daley at home to end game in 2-1 win at Philadelphia
Aug 30	4-4, triple, 3 runs in 6-0 win over Washington
Aug 31	Three RBIs v Washington in 7-3 win
Sept 4	4-5, two HRs, including game-winning HR in 10 <sup>th</sup> to beat NY 9-7
Sept 17	4-5, double, triple, four runs, threw out two baserunners at home in 4-3, 15-inning win v. Chicago.

### ***AL batting notes***

Cleveland's **Joe Jackson** got the season off to a fast start going 6-10 with four doubles and 6 RBIs as the Naps won two of three from Chicago Apr 11-13 to open the season. Jackson knocked in four runs in the season opener as Cleveland overpowered the White Sox 8-0 behind Vean Gregg's two-hitter.

Browns LF **Johnny Johnston** went 8-14, .571 against Detroit Apr 22-24, but the Browns only won one of the three games. Johnston had two doubles and a triple among his eight hits.

Washington C **Eddie Ainsmith** delivered two dramatic game-winning home runs:

- April 23: homered in 8<sup>th</sup> inning ending season-opening 25 ½ scoreless innng. streak by Boston's Ray Collins
- Sept 26: homered in top of 11<sup>th</sup> inning to beat New York 4-3

Tigers CF **Ty Cobb** had some standout moments in the replay, including

- 8-15, .533 in three-game series v. Phila May 13-15, incl. a 5-5 game to lead the Tigers to 20-6 win May 14.
- 12-17, .632 in a five-game stretch v Boston and Philadelphia.
- 8-15, .533, led Tigers to a 4-game sweep at Cleveland Aug 2-5. Cobb hit 2 homers in the opener, a 3-2 win.
- Stole six bases, including 2b, 3b, and home in the 7th, in a 6-1 win over Washington Sept. 2 (second game)

Cobb's teammate, LF **Bobby Veach**, was 8-13, .565 in a three-game series against NY May 2-4 followed by an 11-22, .500 six-game stretch May 8-14 v. Washington and Boston.

Washington SS George McBride had a penchant for game-winning hits. McBride hit four game-winners during the 1913 campaign:

- April 11: Homered off Boston's Joe Wood in the bottom of the 10th to beat Boston 1-0 on Opening Day.
- May 27-28: McBride singled home the game-winner in the bottom of the 19th to beat Chicago 3-2. The next day, he again drove in the game-winner in another 3-2 win against the White Sox, in 10 innings.
- June 26: Hit 2R double in bottom of 9th inning to beat Cleveland 3-1



Birdie Cree, NY

Detroit backup C **Henri Rondeau** excelled as a pinch-hitter, twice driving in game-winning RBIs with pinch hits that won ball games. On May 31, he hit an RBI single in the 10<sup>th</sup> inning to beat St. Louis. Less than a month later, Rondeau's pinch-hit single in the bottom of the 12<sup>th</sup> beat NY 3-2.

Yankee LF **Birdie Cree** had a terrific series against Washington June 3-5, going 10-18, .555, including a five-hit game in the opener, a 9-2 New York victory. Cree only had one extra base hit in the series, but drove in three runs and scored twice with one stolen base as the Yanks took three of four from the Senators.

**White Sox batters stole home in in both ends of a double-header** split with Cleveland May 31. In the opener, the White Sox prevailed 4-2 as Morrie Rath stole home and Harry Lord stole second on a botched squeeze by Shano Collins. In the nightcap, Lord stole home as Collins once again missed a squeeze attempt, but Cleveland went on to win 7-6, despite a total of **nine White Sox stolen bases**, all off Naps C Fred Carisch. The Naps rallied for six runs in the final three innings for the win.β

Boston's **Clyde Engle** and **Hick Cady** hit **back-to-back pinch-hit RBI singles in the bottom of the ninth** to beat Detroit 4-3.

Washington CF **Clyde Milan** hit 10-19, .526 as the Senators swept the Tigers in four games Aug 15-18. Milan was 5-6 with three RBIs in the opener, a 12-2 Washington win and drove in one of two Senators runs in a tight 2-1 win on Aug. 18.

Detroit's **Donie Bush** was 0-13 in a four-game series v. Philadelphia Aug.24-27, but still managed to contribute, walking four times, scoring four runs, and driving in three runs with three sacrifice flies.

Cleveland's leadoff man **Doc Johnston** was 9-19, .473 as the Naps swept four games against NY Sept 2-4. Johnston scored seven runs, walked 3 times and had 3 RBIs.

Tigers RF **Sam Crawford** was 8-15, .533 with a home run, 4 RBIs and 5 BB as the Tigers swept Boston in a four-game series Sept. 5-8.

New York call-up **George Whiteman was 11-19, .579** against Boston Sept 18-21, including two four-hit games. Whiteman had two doubles, two triples and drove in six runs in the four-game series. doubles, a home run and seven RBI.

#### **Unusual batting lines**

<u>Date</u>	<u>Batter</u>	<u>AB</u>	<u>R</u>	<u>H</u>	<u>2</u>	<u>3</u>	<u>HR</u>	<u>RBI</u>	<u>BB</u>	<u>K</u>	<u>SB-CS</u>	<u>Notes</u>
May 27	Jack Lapp, Phila	1	3	1	0	0	0	1	2	0	0-0	A's defeated Detroit 7-0
June 3	Nemo Leibold, Cleve	2	1	2	2	0	0	4	1	0	0-0	2 SF as Naps beat Detroit 13-3
July 1	Harry Wolter, NY	4	2	3	1	1	1	1	0	0	0-0	Just missed cycle; needed 1b in 5-2 win v. Naps
July 14	Cy Falkenberg, Cleve	5	0	0	0	0	0	0	0	5	0-0	5 Ks in 4-3, 18-inning win over Senators
Aug 18	Ed Sweeney, NY	4	4	3	1	1	1	6	1	0	0-0	Lacked only a single to reach cycle
Sept 18	George Whiteman, NY	5	2	4	3	1	0	0	1	0	0-0	Four extra base hits, but no RBIs
Sept 24	Fritz Maisel, NY	1	3	1	0	0	0	1	3	0	1-0	One hit, three runs and an RBI

#### **Team notes**

Washington **lost five in a row, all via extra innings**, May 11-17

- Lost 3-2 to St. Louis in 10 innings, despite Browns committing five errors
- Lost 1-0 to Chicago in 11 innings with Buck Weaver singling home game's only run in the 11<sup>th</sup> inning
- Lost 2-1 to Chicago in 11 innings with Babe Barton singling home Rollie Zeider in the 11<sup>th</sup> inning
- Lost 3-2 in 19 innings to Chicago on Jacque Fournier RBI single in bottom of the 19<sup>th</sup> inning
- Lost 3-2 at Cleveland after Naps Ray Chapman tripled and was squeezed home in to of 11<sup>th</sup> inning

The **Senators hit four home runs** in a 7-3 win over Philadelphia on June 9. SS **George McBride** hit a pair of solo shots, one off A's starter Weldon Wyckoff and the other off reliever John Taff. 2b **Ray Morgan** hit a two-run HR off Taff and RF **Danny Moeller** hit a 3R HR off Wyckoff in the 7<sup>th</sup> inning.

The A's trio of **Frank Baker** (6 RBIs), **Stuffy McGinnis** (4 RBIs) and **Jack Barry** (5 RBIs) collectively drove in 15 of Philadelphia's 20 runs in a 20-6 pounding of New York on June 12

**Boston** pounded out **four triples** and had six extra base hits in a 5-1 win over St. Louis on July 15.

**Detroit** defeated Philadelphia 4-3 on July 24, **despite leaving 17 men on base**. Three A's pitchers walked an astounding 19 Tiger batters.

Washington's **Danny Moeller** homered off Boston's Hugh Bedient to start the game against the Red Sox on July 31, but **the Senators failed to score in the next 21 innings** as the Red Sox emerged with a 2-1, 22-inning win.

Cleveland hit **four sacrifice flies**, two by **Nap Lajoie** and two by **Nemo Leibold**, in an 18-9 loss to New York on Aug. 18.



**Boston started the game with eight straight hits in the top of the first in a 12-1 romp** over Detroit on Aug. 22. After Harry Hooper flied to RF to start the game, the next eight hitters singled, resulting in six runs, all off Detroit rook Lefty Williams.

**The Naps left 14 baserunners stranded**, but still beat New York 6-0 while winning the second game of a Labor Day doubleheader on Sept. 3.

#### ***Pitcher batting and pitcher home runs***



AL pitchers totaled 12 home runs for the replay, two more than 1912. Ten different pitchers hit home runs; Detroit righthander **Jean Dubuc** and **Walter Johnson** both hit two home runs for the year.

Dubuc hit both of his home runs in a 12-day span in June. On June 1, Dubuc homered off Dwight Stone, St. Louis, in a 9-1 romp. June 12, Dubuc hit a game-winning solo homer off Cleveland's Roy Mitchell in a 17-inning 6-5 victory. Earlier in June, The Tigers righthander was an effective hitter throughout the season, hitting .231 (26-113), with 12 RBIs, five doubles and a triple, along with two BB. He ran off a six-game hit streak from May 26-June 25, before going 0-2 in a relief appearance against the Senators on June 2.

**Jean Dubuc**, Detroit, hit two home runs in a 12-day span.

Walter Johnson's two homers came off **Willie Adams**, St. Louis, on May 7 and, on June 13, Boston's **Charlie Hall**.

Cleveland's **Bill Steen** and Detroit reliever **Dutch Klawitter** each gave up two home runs to opposing pitchers.

<u>Date</u>	<u>Batter</u>	<u>Opposing pitcher</u>	<u>Details</u>
May 7	Ray Collins, Bos	Earl Hamilton, StL	2R HR in 5th inning in 4-1 win
May 10	Walter Johnson, Wash	Willie Adams, StL	2R HR in 9th inning in 6-1 win
June 1	Jean Dubuc, Det	Dwight Stone, StL	Solo HR in 8th inning in 9-1 win
June 2	Jim Scott, Chi	Bill Steen, Cleve	Solo HR in 3rd inning in 3-2 win
June 9	Reb Russell, Chi	Dutch Klawitter, Det	3R HR in 2nd inning in 4-3 win
June 12	Jean Dubuc, Det	Roy Mitchell, Cleve	Solo HR in bottom of 17th won 6-5 battle
June 13	Walter Johnson, Wash	Charlie Hall, Bos	Solo HR in 7th inning in 4-2 loss
June 16	Eddie Cicotte, Chi	Dutch Klawitter, Det	2R HR 8th inning in 7-2 win
July 4#2	Joe Lake, Det	Rube Foster, Bos	Solo HR in 3rd inning in 10-3 loss
July 20	Boardwalk Brown, Phila	Bill Steen, Cleve	2R HR in 10-run fourth inning in 15-4 win
July 29	George McConnell, NY	Chief Bender, Phila	3R HR in 4th inning in 7-6 loss
Sept 9	Vean Gregg, Cleve	Fred Anderson, Bos	Solo HR in 2nd inning in a 5-3 win


The best season-long hitting performance by a pitcher was New York's **Ray Fisher**, who hit .311 (28-90), recorded 6 BB, and drove in 11 runs, more than any other pitcher in the league. Fisher had seven multi-hit games.

Dubuc's teammate **Ed Willett** hit .245 (31-108), had 10 RBIs and hit 6 doubles.

**Boston's Joe Wood** hit .245 (15-61), scored 11 runs, and hit 8 doubles, including three two-baggers in one game. St. Louis'

**George Baumgardner** led all pitchers with 14 bases on balls. Boston's **Dutch Leonard** and **Ray Collins** each walked 13 times.

**Walter Johnson** hit .233 (28-120) with three doubles, four triples, and two home runs. Johnson drove in six runs.



## 1913 American League Pitching Highlights

## No hit games

<u>Date</u>	<u>Pitcher</u>	<u>Opponent</u>	<u>Score</u>	<u>Description</u>
Apr 29	Willie Mitchell, Cleve	Det	5-0	4 strikeouts, 4 BB, hit batter
May 3	Dutch Leonard, Bos	Chi	2-0	5 K, 5 BB; defeated Cicotte, who allowed only five hits
June 5	Chief Bender, Phila	Bos	2-1	11-inning no-hitter; run scored on BB, error
June 9	Carl Weilman, StL	Cleve	5-0	3 K, 4 BB; Weilman improved to 3-8 on season
July 4#1	Walter Johnson, Wash	StL	1-0	5 K, 4 BB; beat Geo. Baumgardner, who threw three-hitter
Sept 9	Walter Johnson, Wash	Chi	5-0	2 K, 4 BB; won 22 <sup>nd</sup> game beating Reb Russell

## One hit games

<u>Date</u>	<u>Pitcher</u>	<u>Opponent</u>	<u>Score</u>	<u>Description</u>
Apr 15	Ray Fisher, NY	Wash	3-0	Eddie Ainsmith single to LF with no out in 9 <sup>th</sup>
Apr 24	Dutch Leonard, Bos	Wash	6-0	Howard Shanks single in second inning
Apr 25	Reb Russell, Chi	Det	2-0	Baldy Louden single in seventh inning; Russell drove in both Chicago runs
May 18	Joe Boehling, Wash	Cleve	1-0	11 innings; Steve O'Neill 2b in 3 <sup>rd</sup> ; allowed no hits over final eight innings
May 18	Dutch Leonard, Bos	Cleve	5-0	Ping Bodie single in 2nd
May 18	Jean Dubuc, Det	NY	4-0	Ike Boone single in 2nd
May 20	Roy Mitchell, StL	Bos	7-0	Larry Gardner single in fourth
May 26	George Baumgardner, StL	NY	12-0	Birdie Cree single in first in blowout win
May 31#2	Joe Boehling, Wash	Bos	6-0	Larry Gardener 2b in second
June 1	Reb Russell, Chi	Cleve	4-1	Roy Chapman single in 4 <sup>th</sup> , only run scored via 2BB, WP, SF
June 17	Joe Bush, Phila	Wash	7-0	Danny Moeller 3b in 5 <sup>th</sup> ; beat Walter Johnson
June 19	George McConnell, NY	Bos	1=0	Neal Ball scratch single (on RP roll) in 6 <sup>th</sup> inning
June 28	Ray Collins, Bos	Chi	2-0	Opposing pitcher Joe Benz 3b in third only Chicago hit
June 26	Ed Willett, Det	NY	0-3	<i>Cree RBI triple; other runs scored on SF and error; lost to Ray Keating</i>
July 7	Willie Mitchell, Cleve	Bos	3-0	Opposing pitcher Ray Collins singled in third
July 21	Jack Warhop, NY	Chi	5-0	Hal Chase leadoff single in 2nd inning
Aug 7	Reb Russell, Chi	Det	1-0	Retired 22 straight before Bobby Veach singled in 8 <sup>th</sup> inning
Aug 14	Ed Willett, Det	NY	4-0	Ed Sweeney single in 6 <sup>th</sup> inning
Aug 16	Eddie Plank, Phila	Chi	2-0	Joe Berger single in first inning
Aug 31	Eddie Cicotte, Chi	Bos	2-0	Tris Speaker 2b in 4 <sup>th</sup> inning; Cicotte 22 <sup>nd</sup> win (22-7)
Sept 5	Walter Johnson, Wash	StL	1-0	Bill McAllester single in 6 <sup>th</sup> inning
Sept 10	Bob Groom, Wash	Chi	1-0	Followed Walter Johnson no-hitter day before; Harry Lord 1b in 7 <sup>th</sup> inning
Sept 19	Jim Scott, Chi	Det	3-2	12 innings; Bush hit & run in bottom of 9 <sup>th</sup> led to two runs for Tigers

## Two hit games

<u>Date</u>	<u>Pitcher</u>	<u>Opponent</u>	<u>Score</u>	<u>Description</u>
Apr 11	Vean Gregg, Cleve	Chi	8-0	Buck Weaver triple in 8 <sup>th</sup> , Bodie single
Apr 13	Boardwalk Brown, Phila	NY	2-1	Birdie Cree two singles, RBI; win completed three-game sweep of NY
Apr 15	Eddie Cicotte, Chi	StL	3-0	Back-to-back singles by Jimmy Austin and Dee Walsh in 5th
Apr 22	Eddie Cicotte, Chi	Det	2-0	Veach 2b, Sam Crawford single; second straight shutout for Cicotte
Apr 24	Jim Scott, Chi	Cleve	1-0	Bud Ryan, Cy Falkenberg singles
Apr 22	Chief Bender, Phila	NY	4-0	Third straight shutout for Bender; Cree 2b, Claud Derrick single
Apr 26	Eddie Cicotte, Chi	Det	7-0	Bunny High 2b, Del Gainer single; third two-hit shutout for Cicotte
Apr 27	Jean Dubuc, Det	Chi	4-1	Babe Barton RBI double, Harry Lord single
Apr 30	Ray Fisher, NY	Wash	3-0	Ray Morgan triple, Joe Engel single
May 14	Walt Leverenz, StL	NY	4-1	Back-to-back singles by Claud Derrick, Bill McKechnie
May 19	Walter Johnson, Wash	Cleve	2-0	Beat Vean Gregg, who only allowed 3 hits
June 1	Ray Collins, Bos	Wash	2-0	Singles by Clyde Milan, Eddie Foster
June 14	Hooks Dauss, Det	StL	3-2	Johnny Johnstone single in first, Gus Williams 2R single in first
June 18	Ray Caldwell, NY	Bos	6-0	Clyde Engle, Duffy Lewis both with singles
June 22	Jim Scott, Chicago	StL	2-0	Bobby Wallace, Roy Mitchell singles in fifth
June 25	Eddie Cicotte, Chi	Bos	3-1	Larry Gardner RBI single, Speaker double, scored only run
July 9	Reb Russell, Chi	Wash	3-0	Ray Morgan 3b, Eddie Foster 2b
July 11	Willie Mitchell, Cleve	Wash	6-0	Eddie Foster 2b, Clyde Milan single
July 14	George Baumgardner, StL	Phila	2-0	Gave up two singles to edge Chief Bender, who only allowed three hits
July 16	Boardwalk Brown, Phila	Chi	5-0	Buck Weaver 2b, Morrie Rath single
July 21	Joe Engel, Wash	StL	5-0	Burt Shotton leadoff single, Gus Williams single
July 26	Bert Gallia, Wash	Chi	7-0	Rare start for Gallia; singles by Jacque Fournier, Shano Collins
July 27	THughes-JBoehling, Wash	Chi	4-1	Hughes gave up two doubles; Boehling pitched final two innings
July 30	Vean Gregg, Cleve	Chi	6-2	Joe Berger HR, Bodie single; only run scored on error and sacrifice
Aug 14	Carl Weilman, StL	Phila	8-1	Frank Baker single, nint-inning RBI 2b
Aug 14	Ray Collins, Bos	Chi	1-0	Buck Weaver leadoff single, Ping Bodie single in duel with Eddie Cicotte
Aug 14	Eddie Cicotte, Chi	Bos	0-1	<i>Lost matchup with Ray Collins on Larry Gardner RBI single in 7<sup>th</sup> inning</i>
Aug 20	Russ Ford, NY	Chi	3-2	Jacque Fournier 3b, run, Ping Bodie single; beat Reb Russell in tight game
Aug 21	Jim Scott, Chi	NY	2-0	Ed Sweeney and Ray Caldwell with singles
Aug 27	Ray Collins, Bos	Cleve	2-0	Nap Lajoie, Jack Graney singles

*Two hit games (cont'd)*

<u>Date</u>	<u>Pitcher</u>	<u>Opponent</u>	<u>Score</u>	<u>Description</u>
Aug 29	Boardwalk Brown, Phila	StL	2-1	Carried no-hitter into 9 <sup>th</sup> ; Tilly Walker 2b, Del Pratt RBI 3b
Aug 30	Jim Scott, Chi	Bos	2-1	Duffy Lewis RBI triple, Larry Gardner double
Aug 30	Cy Falkenberg, Cleve	Wash	6-0	Ray Morgan 2b, Chick Gandil single
Sept 1	Walter Johnson, Wash	Cleve	1-0	Doc Johnston Bud Ryan singles; edged George Kahler ; won 20 <sup>th</sup> game
Sept 7	Eddie Cicotte, Chi	NY	10-0	Frank Gilhooley 1b in second, Dick Gossell 1b in 8 <sup>th</sup> inning
Sept 11	Joe Boehling, Wash	Chi	5-1	Only run scored on dropped pop fly by Buck Weaver
Sept 19	Boardwalk Brown, Phila	Wash	3-1	Two-hitter put A's back in lead; Danny Moeller leadoff 1b, Eddie Foster 1b
Sept 23	Walter Johnson, Wash	NY	1-0	Only two Yankee hits by opposing pitcher Ray Fisher
Sept 25	Duke Houck, Phila	Bos	2-0	Best start of season by Houck, helped by triple play in sixth inning

**Three hit games**

<u>Date</u>	<u>Pitcher</u>	<u>Opponent</u>	<u>Score</u>	<u>Description</u>
Apr 11	Walter Johnson, Wash	Bos	1-0	Speaker double, Hooper, Janvrin singles
Apr 12	Chief Bender, Phila	NY	9-1	Three singles, two by Birdie Cree, who drove in only Yankee run
Apr 17	Chief Bender, Phila	Bos	3-0	Second straight three-hit shutout for Bender
Apr 17	Bob Groom, Wash	NY	3-0	Roy Hartzell 3b, Birdie Cree single, Russ Ford single
Apr 18	Ray Collins, Bos	NY	1-0	Ike Boone two singles, Bill McKechnie single
Apr 19	Reb Russell, Chi	Det	5-2	Veach 2R double scored two unearned runs, Stanage 2b, Vitt single
Apr 20	Eddie Plank, Phila	Wash	1-0	Scattered singles by Ray Morgan, Danny Moeller, Frank LaPorte
Apr 25	Walt Leverenz, StL	Cleve	2-1	Joe Birmingham RBI single in 1 <sup>st</sup> , beat Willie Mitchell three-hitter
Apr 25	Willie Mitchell, Cleve	StL	1-2	Lost to Walt Leverenz 3-hitter, three singles in 1 <sup>st</sup> scored two runs
Apr 27	Ray Collins, Bos	NY	7-1	Three scattered singles, only run scored on PB by Bill Carrigan
Apr 29	Jim Scott, Chi	StL	2-1	Gus Williams RBI 2b, single, George Stovall single
Apr 29	Eddie Plank, Duke Houck	Bos	3-2	10-inning win; Hooper 2R double off Plank in 8 <sup>th</sup>
May 4	Roy Mitchell, StL	Phila	2-0	Snapped 7game A's win streak, 7 game Browns losing streak
May 4	Walter Johnson, Wash	Cleve	2-1	16-innings, 9 Ks, lost in 16 <sup>th</sup> on Lajoie SF
May 8	Eddie Cicotte, Chi	Phila	4-1	Eddie Murphy, Rube Oldring both doubled in first for Phila run
May 13	Bill Steen, Cleve	Bos	4-3	Speaker HR, Lewis 2b, Engle single; two runs were unearned
May 18	George Baumgardner, StL	Phila	6-2	Eddie Murphy RBI 2b, Baker 2b, McGinnis single
May 21	Eddie Plank, Phila	Chi	4-0	Ping Bodie 2b, single, Ted Easterly single
May 28	Boardwalk Brown, Phila	Det	7-0	Donie Bush 2b, Sam Crawford 2b, Loudon single
May 31#1	Walter Johnson, Wash	Bos	3-0	Clyde Milan 2b, Gandil 2 singles inc. RBI that scored Milan
June 2	Dutch Leonard, Bos	Wash	5-0	Danny Moeller 2b, Ray Morgan, Joe Gedeon singles
June 10	Vean Gregg, Cleve	StL	7-2	Both runs scored via 2BB, 2 errors
June 20	Boardwalk Brown, Phila	Bos	1-0	Three scattered singles; third straight loss for Red Sox
June 21	Vean Gregg, Cleve	Det	2-0	Oscar Stanage two singles, Bobby Veach single
June 25	Joe Boehling, Wash	Cleve	2-0	Joe Jackson 2b, Terry Turner, Steve O'Neill singles
June 28	Bill Steen, Cleve	Wash	2-1	Clyde Milan 2b and single, Danny Moeller single
June 29	Joe Boehling, Wash	Det	9-2	Wally Pipp 3b, Geo. Moriarity RBI single, Ty Cobb single
June 29	Russ Ford, NY	Cleve	2-0	Joe Jackson, Nap Lajoie, Nemo Leibold with singles
June 29	Vean Gregg, Cleve	NY	0-2	Lost to Russ Ford three-hitter; Bert Daniels RBI 3b, two scattered singles
July 1	Jim Scott, Chi	Phila	4-1	Jack Lapp 2b, Frank Baker RBI single, Stuffey McInnis single
July 2	Ray Collins, Bos	StL	5-0	Burt Shotton, Bill McAllester, Gus Williams all with singles
July 4#1	Geo. Baumgardner, StL	Wash	0-1	Lost to Walter Johnson no-hitter; only run scored on Bunny Brief error
July 7	Roy Mitchell, StL	NY	3-1	Birdie Cree 2 singles, C Joe Smith single
July 8	Fred Blanding, Cleve	Bos	1-0	Beat Dutch Leonard in 17 inning classic
July 14	Chief Bender, Phila	StL	0-2	Lost to George Baumgardner, who blanked A's on two hits
July 15	Eddie Cicotte, Chi	Phila	4-1	Jimmy Walsh 3b, Eddie Murphy 3b, Stuffey McInnis single
July 16	Ray Collins, Bos	StL	2-0	Sam Agnew 2b, Burt Shotton and Del Pratt singles
July 18	Vean Gregg, Cleve	NY	6-0	Scattered singles by Roger Peckinpaugh, Horry Wolter, Birdie Cree
July 18	Walter Johnson, Wash	Det	4-0	Johnson extended consec. scoreless innings to 42 1/3
July 19	Ray Fisher, NY	Chi	3-2	Buck Weaver 2 triples, 2 runs, Hal Chase single
July 22	Reb Russell, Chi	NY	15-1	Three scattered singles in blowout win
July 31	Cy Falkenberg, Cleve	Chi	2-0	Harry Lord 2b, Eddie Cicotte 2b, Shano Collins single
Aug 5	Carl Weisman, StL	Chi	1-2	Hal Chase 2b, run, Weaver single, Mattick single; second run scored off BB
Aug 7	Bill Steen, Cleve	StL	1-0	Beat Walt Leverenz, who also threw 3-hitter
Aug 7	Walt Leverenz, StL	Cleve	0-1	Only run scored via BB, sac, SF; lost to Bill Steen 3-hit shutout
Aug 12	Eddie Plank, Phil	StL	7-0	Mike Balenti 3b, Gus Williams and Jimmy Austin with singles
Aug 16	Earl Mosely, Bos	StL	2-4	Pete Compton 3R HR in 3 <sup>rd</sup> inning, Sam Agnew RBI 1b Gus Williams single
Aug 16	Walter Johnson, Wash	Det	4-1	Red McKee RBI single in 8 <sup>th</sup> , Bobby Veach, Ossie Vitt with singles
Aug 21	Eddie Cicotte, Chi	NY	1-0	Ed Sweeney, Doc Cook, Rollie Zeider singles; beat Marty McHale
Aug 26	Bob Groom, Wash	Chi	5-2	Buck Weaver 2R HR, Harry Lord and Shano Collins with singles
Aug 29	Reb Russell, Chi	Bos	2-0	Larry Gardner 3b, Heinie Wagner 2b, Duffy Lewis single
Aug 29	Jean Dubuc, Det	NY	7-0	Singles by John Knight, Roy Hartzell, Ed Sweeney
Sept 5	Reb Russell, Chi	NY	0-1	Bill McKechnie RBI single in 3 <sup>rd</sup> ; tough loss to NY's Russ Ford
Sept 10	Jim Scott, Chi	Wash	0-1	Lost to Bob Groom 1-hitter; only run scored on error
Sept 16	Bill Steen, Cleve	Chi	3-2	Steen choked off rally in 9 <sup>th</sup> to edge Eddie Cicotte, who three 3-hitter

*Three hit games (cont'd)*

Sept 16	Eddie Cicotte, Chi	Cleve	2-3	Gave up all three hits in 3-run seventh inning rally by Naps
Sept 15	Jean Dubuc, Det	StL	4-0	Scattered three singles, won 18 <sup>th</sup> game of season
Sept 18	Walter Johnson, Wash	Phila	6-0	Shutout moved Senators into tie for lead with Athletics
Sept 18	Cy Falkenberg, Cleve	StL	2-0	Falkenberg's fifth shutout in last six starts

**Nine or more strikeouts in one game** (*losing pitcher in italics*)

<u>Date</u>	<u>Pitcher</u>	<u>Opp.</u>	<u>Score</u>	<u>K</u>	<u>Description</u>
May 4	Walter Johnson, Wash	Cleve	1-2 (16)	9	Lost duel with Bill Steen on Lajoie SF in bottom of 16 <sup>th</sup>
May 10	Walter Johnson, Wash	StL	6-1	12	Allowed 8 hits, hit 2R HR off Roy Mitchell
May 15	Walter Johnson, Wash	Chi	2-3 (19)	11	Lost in bottom of 19 <sup>th</sup> on Jacque Fournier RBI single
May 5	Bob Groom, Wash	NY	1-4 (12)	9	12-inning loss to Russ Ford
June 8	Hooks Dauss, Det	Chi	0-1 (17)	11	Lost in bottom of 17 <sup>th</sup> on Hal Chase RBI single
July 14	Bob Groom, Wash	Cleve	3-4 (18)	9	Only allowed two runs in 14 innings, no decision
July 26	Ray Fisher, NY	StL	2-3 (11)	9	11-inning loss to George Baumgardner
Aug 6	Fred Blanding, Cleve	StL	2-3 (16)	10	Naps lost fifth straight; lost duel with George Baumgardner
Aug 30	Eddie Plank, Phila	StL	1-2 (14)	12	Lost in 14 <sup>th</sup> on Del Pratt 2b, Bunny Brief SF

**1-0 games**

<u>Date</u>	<u>Winner</u>	<u>Loser</u>	<u>Description</u>
Apr 11	Walter Johnson, Wash	Joe Wood, Bos	Senators George McBride won with 2-out HR in bottom of 10 <sup>th</sup>
Apr 18	Ray Collins, Bos	Lefty Schulz, NY	Tris Speaker HR in first inning was game only run
Apr 20	Eddie Plank, Phila	Wltr Johnson, Wash	Jack Barry 2b, run in fifth inning
Apr 24	Jim Scott, Chi	Cy Falkenberg, Cleve	Falkenberg gave up 5 hits in loss; Chi won on squeeze by Harry Lord
May 13	Reb Russell, Chi	Bob Groom, Wash	11 innings; Buck Weaver RBI single bottom of 11 <sup>th</sup> scored Wally Mattick
May 18	Joe Boehling, Wash	Cy Falkenberg, Cleve	11 innings; Boehling threw one-hitter; Moeller RBI 2b in 11 <sup>th</sup> won game
May 22	Hugh Bedient, Bos	Geo. Baumgrdnr, StL	Clyde Engle RBI single was one of only two hits by Boston
June 8	Eddie Cicotte, Chi	Hooks Dauss, Det	17 innings; Hal Chase RBI in bottom of 17 <sup>th</sup> beat Dauss
June 13	Willie Mitchell, Cleve	Reb Russell, Chi	17 innings; Russell threw 9 1/3 hitless innings, lost no-hitter in 10th
June 15	Chief Bender, Phila	Geo. McConnell, NY	18 innings; run scored on Schang double after error by Ezra Midkiff
June 15	Joe Benz, Chi	Cy Falkenberg, Cleve	11 innings; Hal Chase SF in 11 <sup>th</sup> scored game's only run
June 19	George McConnell, NY	Hugh Bedient, Bos	Neal Ball single in 6 <sup>th</sup> ; Babe Barton HR won for Yankees
July 3	Ed Walsh, Chi	Geo. McConnell, NY	White Sox Ray Schalk tripled, scored on error in bottom of 8th
July 4#1	Walter Johnson, Wash	Geo. Baumgrdnr, StL	Johnson threw no-hitter; only Senators run scored on error
July 8	Fred Blanding, Cleve	Dutch Leonard, Bos	Threw three-hitter over 17 innings to edge Dutch Leonard
July 9	Hugh Bedient, Bos	Vean Gregg, Cleve	Tris Speaker RBI single in first; threw four-hitter
July 15	Joe Boehling, Wash	Marc Hall, Det	Chick Gandil SF scored Frank LaPorte in bottom of ninth
Aug 7	Bill Steen, Cleve	Walt Leverenz, StL	Threw three-hitter to beat Leverenz, who also allowed only three hits
Aug 15	Curly Brown, StL	John Anderson, Bos	Brown debuted with 5-hit shutout; run on Jimmy Austin RBI 1b in 7 <sup>th</sup>
Aug 22	Eddie Cicotte, Chi	Marty McHale, NY	Only run scored in third on Ray Schalk RBI single; Cicotte threw 3-hitter
Aug 24	Doc Ayres, Wash	Ed Walsh, Chi	Ayres edged Ed Walsh; allowed only 4 hits; Chick Gandil RBI single
Sept 1	Walter Johnson, Wash	George Kahler, Cleve	Johnson won 20 <sup>th</sup> game; won his own game with RBI triple in fifth inning
Sept 2	Bob Shawkey, Phila	Reb Russell, Chi	Athletics scored on Frank Baker RBI single in bottom of 8 <sup>th</sup> inning
Sept 5	Hooks Dauss, Det	Ray Collins, Bos	Dauss thwarted Collins bid for 20 <sup>th</sup> win; Cobb RBI single in 8 <sup>th</sup> won game
Sept 6	Vean Gregg, Cleve	Bdwbk. Brown, Phila	Terry Turner RBI single in 3 <sup>rd</sup> scored Gregg, who had singled earlier
Sept 7	Walter Johnson, Wash	Geo. Baumgrdnr, StL	Eddie Ainsmith RBI 2b scored Ray Morgan with game's only run
Sept 5	Russ Ford, NY	Reb Russell, Chi	Bill McKechnie RBI single in 3 <sup>rd</sup> ; snapped 10g Yankee losing streak
Sept 10	Bob Groom, Wash	Jim Scott, Chi	Only run scored on error; Groom allowed 1 hit, Scott allowed only 3 hits
Sept 10	Ray Fisher, NY	Carl Weilman, StL	10 innings; John Knight RBI single scored Bill Holden with winning run
Sept 15	E. Plank-Bush-Brown	Russ Ford, NY	Combined win; SF by A's Rube Oldring in 8 <sup>th</sup> inning scored game winner
Sept 20	Joe Lake, Det	Doc White, Chi	Bunny High RBI single in 9 <sup>th</sup> scored Paddy Baumann with only run
Sept 23	Walter Johnson, Wash	Ray Fisher, NY	George McBride SF in 9 <sup>th</sup> ; Johnson allowed only two hits, both by Fisher

**Exceptional performances**

<u>Date</u>	<u>Pitcher</u>	<u>Opponent</u>	<u>Score</u>	<u>Description</u>
Apr 26	Vean Gregg, Cleve	St. L	2-3	No-hit Browns for 10 inn, gave up 3b to Stovall, <i>lost in 13 innings</i>
May 20	Tom Hughes, Wash	Det	7-14	Three wild pitches; Senators totaled 4 WP in lopsided loss
June 13	Reb Russell, Chi	Cleve	0-1	Threw 9 1/3 hitless innings, lost no-hitter in 10 <sup>th</sup> , <i>lost game in 17<sup>th</sup></i>
Aug 24	Geo. Baumgardner, StL	NY	0-3	Allowed 3 singles in 1 <sup>st</sup> , no hits for next 15 1/3 innings; <i>lost in 17<sup>th</sup></i>

**Scoreless inning streaks**

Apr 13-Apr 23	Ray Collins, Bos	25 1/3 consecutive scoreless innings; ended v. Washington on Ainsmith HR in 4-1 win
June 30-July 22	Walter Johnson, Wash	43 1/3 consecutive scoreless innings; ended v. StL on George Stovall 2R 2b in 1 <sup>st</sup> in 5-3 win
Aug 25-Sept 14	Walter Johnson, Wash	31 1/3 consecutive scoreless inning; ended v. Boston on SF by Clyde Engle in 3-2 loss

**Out of control** (*losing pitcher and no decision shown in italics*)

<u>Date</u>	<u>Pitcher</u>	<u>Opponent</u>	<u>Score</u>	<u>BE</u>	<u>Description</u>
May 20	<i>Weldon Wyckoff, Phila</i>	Chi	1-3 (13)	7	Pitched 13 innings, lost on Shano Collins 2R HR
June 12	Boardwalk Brown, Phila	NY	20-6	7	Huge offensive output offset wildness
June 15	<i>George McConnell, NY</i>	<i>Phila</i>	0-1 (18)	7	18-inning loss to Chief Bender
July 4#2	<i>Walt Leverenz, Chi</i>	Wash	1-2 (10)	7	Lost in 10 innings to Bob Groom
July 5	Duke Houck, Phila	Cleve	5-3	7	Lasted only 5 innings, but gained win
July 14	Earl Mosely, Bos	Chi	4-8	7	Struggled with control, lasted six innings in loss
July 24	<i>Bob Shawkey, Phila</i>	Det	3-4	12	Lasted 5 1/3 innings <b>A's had 19 BB in loss</b> , <i>no decision</i>
July 30	Bob Shawkey, Phila	NY	3-2 (10)	9	A's managed to overcome Shawkey wildness, <i>no decision</i>
July 31	Boardwalk Brown, Phila	NY	6-4	8	Allowed all four runs in first inning, but still won
Sept 10	Earl Mosely, Bos	Cleve	2-1	7	Six innings, but only gave up one run in win

### 1913 American League Pitching Notes

#### After slow start, Washington's Walter Johnson almost single-handedly lifted Senators into contention

Cy Young winner Walter Johnson of Washington (25-9) experienced a season of opposites.

From Opening Day through June 17, Johnson went 6-8, 1.73, and was seemingly unable to catch a break as the Senators failed, time after time, to provide him with any offensive support. Although Johnson threw three shutouts, he simply could not build any momentum, losing a number of close games.

For the rest of the season, starting June 21, however, Johnson was spectacular, going 19-1 with an 0.60, lifting Washington into the pennant race, falling only one game shy of Cleveland.

From June 21-Sept. 9, Johnson won 16 games in a row, including two no-hitters and nine shutouts in the win streak. The streak ended on Sept. 14, in a tough 3-2 loss to Boston's Earl Mosely, but Johnson went on to throw two more shutouts for a total of 14 shutouts on the season.

He also relieved in a total of 12 games with five saves, tops in the league.

In the first half, Johnson was dogged by lack of offense. Illustrative of Johnson's luck in the first half, he either lost or failed to get a decision in three extra-inning heartbreakers

- May 4: Lost to Cleveland 2-1, going 15 2/3 innings and striking out nine.
- May 15: Lost to Chicago 3-2, going 18 2/3 innings, fanning 11
- May 27: No decision in a 3-2 Senators win over Chicago, going 16 innings, allowing only two runs.

After getting shelled for six runs by Philadelphia in a 7-0 loss on June 17, Johnson turned it around and was virtually unstoppable for the rest of 1913.

After retiring the final batter to earn his third save of the season on June 19, preserving a 3-2 Washington win, Johnson began a remarkable 16-game win streak on June 21 with a 2-0 one-hitter over the hapless New York Yankees. From that point forward, Johnson was virtually unstoppable and, in two instances, unhittable. The details of Johnson's remarkable win streak:

Date	Opponent	Score	IP	H	R-ER	HR	BB	K	Notes
June 21	at New York	2-0	9.0	1	0-0	0	3	5	Peckinpugh single in 3rd
June 26	at Cleveland	3-1	9.0	4	1-0	0	0	1	Improved record to 8-8; tough win v. Kahler
June 30	at Detroit	6-5	11.0	8	5-3	0	4	7	Gritty win in extra innings
<b>July 4#1</b>	<b>at St. Louis</b>	<b>1-0</b>	<b>9.0</b>	<b>0</b>	<b>0-0</b>	<b>0</b>	<b>4</b>	<b>5</b>	<b>No-hitter v George Baumgardner</b>
July 8	at Chicago	2-0	9.0	4	0-0	0	2	4	Dominated. Record 11-8.
July 13	Cleveland	9-0	9.0	4	0-0	0	2	1	Third straight shutout
July 18	Detroit	4-3	0.1	1	0-0	0	0	0	Save #4. <i>No decision (relief appr)</i>
July 19	Detroit	4-0	9.0	3	0-0	0	1	3	Fourth shutout in a row
July 22	St. Louis	5-3	9.0	3	3-3	0	4	6	Scoreless streak ended at 42 1/3 innings
July 29	Boston	6-2	9.0	8	2-2	0	3	5	Record 15-8; 9 <sup>th</sup> straight win
Aug 3	New York	5-0	9.0	3	0-0	0	1	2	Allowed three singles
Aug 7	at Philadelphia	4-3	9.0	6	3-1	0	4	2	Held off A's at end of game
Aug 12	at Cleveland	5-2	8.0	5	2-1	0	2	2	10 innings, <i>no decision</i>
Aug 14	at Cleveland	7-6	2.1	3	0-0	0	0	2	Save #5. <i>No decision (relief appr)</i>
Aug 16	Detroit	4-1	9.0	3	1-0	0	4	4	Unearned run in 8 <sup>th</sup> . Record 18-8.
Aug 22	at St. Louis	2-3	6.0	1	0-0	0	1	5	12 innings. <i>No decision (relief appr)</i>
Aug 25	at Chicago	3-2	10.0	4	2-1	0	2	2	Tough win over Reb Russell
Sept 1	Cleveland	1-0	9.0	2	0-0	0	3	4	Allowed two singles. <b>Record 20-8</b>
Sept 5	St. Louis	1-0	9.0	1	0-0	0	1	2	McAllester single in 6 <sup>th</sup> inning
<b>Sept 9</b>	<b>Chicago</b>	<b>5-0</b>	<b>9.0</b>	<b>0</b>	<b>0-0</b>	<b>0</b>	<b>4</b>	<b>2</b>	<b>No-hitter v Reb Russell</b>
Total	16-0		163.7	63	19-11	0	45	64	<b>0.61 ERA during streak</b>

• Walter Johnson's wingman on the Senators was lefty **Joe Boehling** (24-7). Unlike Johnson, however, Boehling got off to a terrific start and, despite losing three in a row in mid-July, kept the success going all season long.

After starting 3-3, with the Senators only managing one run in each of the three losses, Boehling won his next six consecutive starts in a row starting May 18. After retiring the first 20 batters in a row on June 16, the A's looked like they would be victim number seven, but Boehling gave up an RBI triple in the 8th to Stuffey McInnis to fall behind 1-0. After Boehling was pulled for a pinch-hitter, the A's poured over four runs in the top of the ninth off reliever Tom Hughes to win 5-1, snapping Boehling's streak at six in a row.

Boehling won his next two decisions, one a 2-0 shutout of Cleveland, but then lost his next three in a row, including a 6-0 loss to Cleveland June 25, carrying a no-hitter into the 9<sup>th</sup>, only to fall apart and give up six runs. Three days later, on July 14, Boehling once again lost to the Naps, in relief, giving up an RBI double in the 18<sup>th</sup> inning as Cleveland won 4-3.

From July 14 to the end of the season, Boehling did not lose another game in the 1913 season, **winning his last 13 in a row**. The details of Boehling's streak:

Date	Opponent	Score	IP	H	R-ER	HR	BB	K	Notes
July 15	Detroit	1-0	9.0	5	0-0	0	2	1	Senators scored in 9th off loser Marc Hall
July 20	St. Louis	2-1	9.0	4	1-1	0	3	4	Outlasted Browns Walt Leverenz
July 27	Chicago	4-1	2.0	0	0-0	0	0	1	Save #1. <i>No decision (relief appr)</i>
July 31	Boston	2-1	4.0	1	0-0	0	1	0	<b>Relief win in 22-inning battle</b>
Aug 2	New York	3-1	9.0	6	1-1	0	1	3	Allowed six singles to improved to 15-7
Aug 6	at Philadelphia	6-2	9.0	5	2-1	0	1	1	Both A's runs scored late in game
Aug 11	at Cleveland	5-3	7.0	3	3-3	1	5	3	Rain-shortened game
Aug 20	at St. Louis	4-3	3.0	2	2-2	0	0	2	<b>Vulture win in relief appearance</b>
Aug 31	Cleveland	3-7	2.0	2	0-0	0	0	0	Ineffective. <i>No decision, relief appearance</i>
Sept 3#1	Detroit	3-1	9.0	5	1-0	0	2	4	Won despite five Washington errors
Sept 7	St. Louis	2-1	9.0	5	1-1	0	2	2	Tough win against Walt Leverenz
Sept 11	Chicago	5-1	9.0	2	1-0	0	1	2	Only run scored on dropped pop fly
Sept 16	Boston	3-2	9.0	6	2-2	0	4	2	Won battle v. Dutch Leonard
Sept 20	Philadelphia	6-4	9.0	8	4-4	0	3	1	Outlasted reeling Athletics
Sept 25	at New York	3-2	3.7	3	1-1	0	1	1	<b>Relief win in must win-game</b>
Total	13-0		102.7	57	19-17	1	26	27	1.49 ERA; inc. save and three relief wins



• Cleveland's **Cy Falkenberg** (19-12) was a mainstay for Cleveland down the stretch, winning eight of his last nine starts in the Naps drive to the pennant. After beating Boston 2-1 on Aug. 24, Falkenberg was almost untouchable for the 10 days, throwing three shutouts in a row. After a 2-1 setback on Sept. 10, when Boston's Harry Hooper hit an RBI double in the 8<sup>th</sup> inning, Falkenberg followed with two shutouts in a row, giving him **five shutouts in six starts**. Falkenberg went on to win his final two games, including his most important win, a 9-3 victory over Detroit, clinching the pennant for the Naps. The details of Falkenberg's great stretch run:

Date	Opponent	Score	IP	H	R-ER	HR	BB	K	Notes
Aug 24	Boston	2-1	9.0	10	1-1	0	5	7	
Aug 30	at Washington	6-0	9.0	2	0-0	0	1	2	Allowed Ray Morgan 2b, Chick Gandil single
Sept 3 #1	at New York	6-0	9.0	4	0-0	0	2	6	
Sept 5	at Philadelphia	5-0	9.0	4	0-0	0	4	2	Only allowed four singles
Sept 10	at Boston	1-2	8.0	6	2-2	0	3	4	<i>Lost on Duffy Lewis RBI 2b in bottom of 8<sup>th</sup></i>
Sept 14	at Chicago	4-0	9.0	4	0-0	0	0	4	
Sept 18	St. Louis	2-0	9.0	3	0-0	0	2	4	
Sept 21	St. Louis	4-3	9.0	5	3-2	0	1	4	Held off late Browns rally to win
Sept 26	at Detroit	9-3	9.0	4	3-2	1	6	6	Clinched pennant for Naps; Red McKee HR
Total	8-1		80.0	42	9-7	1	24	39	<b>0.79 ERA</b> during nine-game stretch run

• Cleveland lefty **Veon Gregg** (18-15) was consistent all season long. On Apr 26, he **threw 11 no-hit innings against St. Louis**, but was pulled for a pinch-hitter in the bottom of the 11<sup>th</sup> **and did not figure in the decision**. The Naps went on to win the game 3-2 after Ray Chapman squeezed a run home in the bottom of the 13<sup>th</sup>.



• Cleveland's **Willie Mitchell** (*left*) (15-9) threw **five shutouts** in the 1913 replay and had a **seven-game win streak** from June 5-July 16. Mitchell's high point of the season came on **April 29, when he fired a no-hitter at Detroit**, winning 5-0.

• Naps spot starter **Bill Steen** (11-6) won three important games down the stretch, beating Philadelphia 7-1 on Sept 7, Chicago 3-2 on Sept 16 and St. Louis 4-1 on Sept 20. All three wins were instrumental in Cleveland catching and passing Philadelphia to win the pennant.

• Philadelphia's **Eddie Plank** was instrumental in the A's seizing the lead in mid-May and holding onto the top spot for most of the season. From May 10-June 28, Plank ran off 11 wins in a row. After his streak ended, Plank tailed off, losing his next four decisions and compiling a disappointing 5-8 record from July 2 through the end of the season, including two losses down the stretch when the A's needed Plank to win. The details of Plank's 11 game win streak:

Date	Opponent	Score	IP	H	R-ER	HR	BB	K	Notes
May 11	at Cleveland	3-2	9.0	4	2-0	0	3	3	Beat Willie Mitchell to improve to 3-3
May 17	St. Louis	2-1	11.0	5	1-1	1	2	4	Tough win; gave up HR to Johnny Johnstone
May 21	Chicago	4-0	9.0	3	0-0	0	2	7	Scattered two singles and Ping Bodie 2b
May 26	Detroit	3-2	9.0	7	2-2	0	2	5	Tough battle with Jean Dubuc
May 31#1	at New York	2-1	9.0	4	1-0	0	1	5	Held off Yankees, who scored in 9 <sup>th</sup>
June 4	Boston	6-2	9.0	5	2-1	0	3	4	Gave up three singles, Harry Hooper 2b
June 8	Washington	4-3	9.0	7	3-3	0	5	5	Won battle with Walter Johnson
June 14	New York	6-2	9.0	6	2-2	0	2	5	Duel with Yanks Ray Caldwell
June 18	at Washington	11-4	8.0	11	4-4	0	1	3	Tired late; relief help from John Taff
June 22	at Boston	5-4	9.0	10	4-2	0	2	4	A's scored three in 8 <sup>th</sup> to beat Joe Wood
June 28	at St. Louis	7-1	9.0	4	1-0	0	1	3	Allowed three singles, Johnny Johnston 3b
<b>Total</b>	<b>11-0</b>		<b>100.0</b>	<b>59</b>	<b>22-15</b>	<b>1</b>	<b>24</b>	<b>48</b>	<b>1.35 ERA</b>

• Veteran A's righthander **Chief Bender** (19-4) was untouchable for the first two-and-a-half months of the season, running off a 10-game win streak April 12-June 25. Bender's win streak included an 11-inning no-hitter against the Red Sox and five shutouts. During the streak, Bender only allowed a total of six runs, only four earned runs in 105 innings. The streak included a relief win on May 13 against Detroit and a pair of saves. His ERA for the streak was an unbelievable 0.34.

Later in the year, Bender reeled off an eight-game win streak, four of them as six as a starter and two in relief. The details of Bender's 10-game win streak at the season's beginning:

Date	Opponent	Score	IP	H	R-ER	HR	BB	K	Notes
Apr 12	New York	9-1	9.0	3	1-1	0	2	3	Carried no-hitter into 7 <sup>th</sup> , gave up 3 singles
Apr 17	Boston	3-0	9.0	3	0-0	0	2	0	Scattered two singles and Hugh Bedient 2b
Apr 19	Washington	3-10	2.0	3	1-1	0	0	0	<i>No decision, relief appearance</i>
Apr 22	at New York	4-0	9.0	2	0-0	0	2	3	Cruised. Birdie Cree 2b, Claud Derrick single
Apr 26	at Washington	2-1	9.0	6	1-1	1	0	1	Milan HR in 8 <sup>th</sup> ; tough win vs Joe Boehling
Apr 30	at Boston	5-0	9.0	7	0-0	0	1	2	Beat Bedient for second time in April
May 6	Chicago	3-2	9.0	5	2-1	0	2	4	Went 2-4, two-run 2b to beat Reb Russell
May 11	at Cleveland	2-3	2.0	1	0-0	0	0	1	<i>No decision, relief appearance</i>
May 13	at Detroit	4-3	2.0	1	0-0	0	1	2	<i>Relief win</i> . A's scored in top of 8 <sup>th</sup> for win.
May 15	at Detroit	5-3	2.7	1	0-0	0	1	2	Save #1. Snuffed Detroit rally, held lead
May 22	Chicago	2-0	9.0	5	0-0	0	3	2	A's scored two unearned runs on only 2 hits
May 23	Cleveland	1-4	0.7	0	0-0	0	0	0	Finished game, retiring two batters.
May 25	Cleveland	4-2	2.0	1	0-0	0	0	0	Save #2. Held on to 4-2 lead.
May 27	Detroit	4-6	1.7	1	0-0	0	0	0	Finished game; allowed no runs, Willett 3b
June 8	Boston	2-1	11.0	0	1-0	0	4	4	11-inning no-hitter to beat Ray Collins
June 15	at New York	1-0	18.0	4	0-0	0	4	3	Great duel with Yankee George McConnell
<b>Total</b>	<b>10-0</b>		<b>105.0</b>	<b>43</b>	<b>6-4</b>	<b>1</b>	<b>22</b>	<b>27</b>	<b>ERA 0.34, one relief win, two saves</b>



- **Boardwalk Brown** (21-11) **won five of six to start the season**, including three shutouts in four games from Apr 18-May 2. Later, Brown won six of seven games from May 28-June 20 and ran off a five-game win streak July 6-July 31.

Like the other A's starters, **Brown ran out of gas down the stretch, losing six of eight games from Aug 11-Sept 11**. He won his final start of the season to lift the A's into a tie for the lead on Sept 19. On Sept 23, with only three games left in the season, Brown was called on for a relief appearance in a classic extra-inning battle with Boston. He gave up four runs in the top of the 12<sup>th</sup>, giving the Red Sox an 11-8 win that enabled Cleveland to take over first place with only three games left in the season.



- Washington veteran righthander **Tom Hughes** (2-11) (*left*) counted on as the Senators fourth starter as the season began, got off to a horrible start, which may have wound up costing the Senators the pennant. **Hughes lost his first 11 in a role**, three of them in relief before ending the losing streak with a 4-1 win over the White Sox 4-1 on July 27.

Hughes gave early notice that he would have a rough year, giving up nine runs on April 13, while losing to Boston 10-0. In his next start, at Philadelphia, the A's pummeled Hughes for 11 runs, while Hughes walked seven batters. After starting 0-4, Hughes just missed a win on May 3, losing to Cleveland 1-0 in the 10<sup>th</sup> on an RBI single by Doc Johnston. After dropping his next two starts to fall to 0-7, Hughes was shifted to the bullpen, where he lost three more games before returning to a starting role on July 3, losing to St. Louis 5-3 while pitching well, but giving up a two-run HR to Browns CF Burt Shotton.

Hughes finally ended his 11-game losing streak on with his late July victory over weak-hitting Chicago.

- Senators late season call-up **Doc Ayres** (4-0) was victorious in four key games down the stretch. After edging Ed Walsh and the White Sox 1-0 in his debut on Aug. 24, Ayres beat Detroit 5-3 on Sept. 4. He followed by emerging with two relief wins, going two innings each in extra-inning victories over Chicago 5-4 in 11 innings on Sept 12 and, three days, later over Boston 6-3 in 10 innings.

- Boston's **Ray Collins** (19-8), a 1913 All-Star, won nine in a row to begin the year, shutting out Washington 10-0 on Apr 13 and New York 1-0 five days later to get the season underway. He threw another set of back-to-back shutouts just before the win streak ended, blanking Cleveland 2-0 on May 26 and Washington 2-0 on June 1. Collins streak ended with a 2-1 loss to the A's on June 5.

Collins delivered yet a third set of back-to-back shutouts, whitewashing Chicago 2-0 with a one-hitter on June 28, followed by a 6-0 three-hitter at St. Louis on July 2. Collins ended with nine shutouts on the season.

- **Dutch Leonard** (17-11) threw eight shutouts for Boston, including a no-hitter against Chicago on May 3. Leonard won eight in a row from May 27-July 3, starting with a relief win in a 10-inning 4-3 triumph over Cleveland. The win streak included four of Leonard's eight shutout victories. As the season wound down, Leonard lost three of his last four starts, but ended with an 8-2 win over the A's on Sept. 24.

- **Hugh Bedient** (13-14), who had a sparkling 23-2 record with Boston in the 1912 replay, returned to Earth with a thud in 1913. After an easy 9-1 win over Washington in his first start on Apr 12, Bedient lost his next five in a row before rebounding to shut out St. Louis 1-0 on May 22. Later in the season Bedient regained form and won seven in a row from June 23-August 8, but he once again slumped as the season progressed, losing five in a row for a second time, Aug. 26-Sept 15, as the Red Sox dropped out of the pennant chase.

- **Joe Wood**, Boston (11-7), who was the 1912 Cy Young winner in the 1912 AL replay, started off winning eight of his first 12 decision but his performance declined as he suffered an arm injury in mid-season, splitting his final three starts. Wood threw three shutouts, but was not nearly as effective as he was in 1912, when he was at his peak. Wood's loss was a major blow to Boston, who slid down the standings after Wood's departure.

- Boston tried to replace Wood with three different pitchers, but none of them were able to reproduce Wood's slot in the Red Sox rotation.

Mid-season call-up **Fred Anderson** (1-7), was unable to produce. After winning his second start to Chicago on Aug 11, Anderson lost his last six games in a row.

**Earl Mosely** (4-7) was the other starter Boston called up to try and fill in for Wood. After winning his first start 7-5, on July 4, in the first game of a doubleheader at Detroit, Mosley lost his next six in a row. He ended with a flourish in September, however, beating Washington twice and Philadelphia once, down the stretch, winning three of four to finish the season.

**Buck O'Brien** (2-9 with Boston, 0-3 with Chicago) won his first start of the season for Boston, defeating St. Louis 6-4 on May 6, but that point on, it was all downhill. O'Brien lost his next nine starts in a row, snapping the streak on July 1 against the last team he had beaten, St. Louis, by a score of 4-1, which turned out to be his best outing of the season. O'Brien was dealt to Chicago the next day, where he went 0-3 for the rest of 1913, losing his only three starts with the White Sox.



- Chicago newcomer **Reb Russell** (18-20) (*left*) led the league with 20 losses (18-20 on the season). Nine of Russell's losses occurred in game during which the White Sox failed to score. Russell won two games by 1-0 scores. He lost a total of three games by a 1-0 score, one of them during which he held Cleveland hitless for 9.7 innings, only to lose in the 17<sup>th</sup> innings. He lost back-to-back 1-0 games at Philadelphia and New York Aug. 29 and Sept. 2, kicking off a seven-game losing streak that ended on the final day of the season, when edged St. Louis 3-2.

- White Sox ace **Eddie Cicotte** (22-9) threw **three consecutive shutouts to start the season**, blanking Detroit twice and St. Louis once, all them two-hitters.

After losing to Boston 2-0 on May 3, **Cicotte reeled off 10 straight wins**, including a 1-0 shutout of Detroit on June 8 and 2-0 shutout win over St. Louis on June 20. Two of his wins came in extra innings; a 3-1 victory at Philadelphia in 13 innings on May 20 and, in his next start, a 12-inning 3-1 win at New York on May 24. On May 15, Cicotte threw 17 innings of a 19-inning of a 3-2 win over Washington, allowing only two unearned runs, but did not figure in the decision.

- Tigers righty **Hooks Dauss** (16-12) was the driving force behind the Tigers late season surge. Dauss **won eight in a row down the stretch** from Aug 18-Sept 28. The highlight was a 1-0 win at Boston on Sept 5 against Ray Collins.

- Detroit call up **Lefty Williams** (2-2) was able to retire the leadoff man in the first inning in a 12-1 loss to Boston on Aug. 22. He then **gave up eight straight hits, yielding six runs**, before he could be pulled.

- Righthander **Ed Willett** (15-16), Detroit, was undefeated in May, **winning five straight games**. In June, however, Willett reserved course, **losing five in a row**.

- St. Louis's **George Baumgardner** (16-17) had some standout games. He **threw six shutouts and threw 15 2/3 innings of no-hit baseball in a 17-inning, 3-0 loss to New York on Aug 25**. After beating Boston 6-2 on Sept 2, Baumgardner had an outside shot of winning 20 games, but he lost his last four starts, including a tough 2-0 loss to Cleveland on Sept 18 when Larry Kopf hit a walk-off two-run HR with two out in the bottom of the ninth.

- Browns southpaw **Carl Weiland** (8-19) started the year by losing eight of 10 decisions. Unlikely as it seemed, Weiland then threw a **no-hitter over the Cleveland Naps** on June 9. Weiland quickly reverted to form, dropping his next three starts. Weiland was winless in September, losing five straight to end the year.

- Lefty **Walt Leverenz**, St. Louis (9-16), started the year 6-4, but suffered through a **six-game losing streak** and ended the year losing four of his last five starts.

- New York's **George McConnell** excelled in spurts. After losing a brutal 1-0 decision, 18-inning decision to Philadelphia on June 15, McConnell followed up with a 1-0 one-hitter win over Boston on June 19, the only hit a single by Neal Ball in the 6<sup>th</sup> inning.

In August, McConnell threw back-to-back shutouts, blanking Boston 1-0 for a second time on Aug. 9, followed by a 2-0 seven hitter at Cleveland on Aug 18. After a relief appearance on Aug 22 at Chicago (no decision), McConnell made it **three shutouts in a row** grinding through 17 innings to blank the Browns 3-0 on Aug. 25



• Yankee **Ray Caldwell** (6-10) (*left*) **surrendered his only two homers of the season in a 10-2 loss to Detroit on Aug. 29.** Ty Cobb and Sam Crawford went back-to-back off Caldwell, who gave up nine runs in the loss.

• Mirroring his teammate, New York's **Ray Keating** (5-12) **allowed his only two homers of the season on Aug 31, to Detroit** in a no-decision start on Aug 31. Ossie Vitt and Red McKee both homered off Keating.

#### Winning streaks

	Streak	Dates
Walter Johnson, Washington	16	June 21-Sept 9
Joe Boehling, Washington	13	July 15-Sept 25
Eddie Plank, Philadelphia	11	May 10-June 28
Chief Bender, Philadelphia	10	Apr 12-June 15

#### Winning streaks (*continued*)

	Streak	Dates
Eddie Cicotte, Chicago	10	May 8-June 25
Ray Collins, Boston	9	Apr 13-June 1
Dutch Leonard, Boston	8	May 27-July 3
Hooks Dauss, Detroit	8	Aug 19-Sept 18
Willie Mitchell, Cleve	7	June 5-July 16
Jim Scott, Chicago	7	June 10-July 4 #2
Reb Russell, Chicago	7	June 30-July 20
Ed Willett, Detroit	6	May 3-May 22
Joe Busy, Philadelphia	6	June 13-Aug 2
Eddie Cicotte, Chicago	6	Aug 18-Sept 7
Boardwalk Brown, Phila	5	July 6-July 21

#### Losing streaks

	Streak	Dates
Tom Hughes, Washington	11	Apr 13-July 27
Buck O'Brien, Boston	9	May 11-June 27
George Mullin, Detroit	7	Apr 11-May 21
Reb Russell, Chicago	7	Sept 2-Sept 21
Dwight Stone, St. Louis	6	Apr 30-Aug 20
Walt Leverenz, St. Louis	6	June 29-July 27
Earl Mosely, Boston	6	July 14-Sept 7
Duke Houck, Philadelphia	6	Aug 14-Sept 23
Fred Anderson, Boston	6	Aug 15-Sept 21
George McConnell, New York	5	Apr 11-May 8
Al Schulz, New York	5	Apr 13-May 3
Hugh Bedient, Boston	5	Apr 17-May 14
Carl Wielman, St. Louis	5	May 15-June 4
Ed Willett, Detroit	5	June 2-June 26
Will House, Detoit	5	June 10-July 29
Joe Benz, Chicago	5	June 19-Aug 11
Earl Hamilton, St. Louis	5	July 2-July 17
Ray Keating, New York	5	July 18-Sept 3 #1
Hugh Bedient, Boston	5	Aug 26-Sept 15
Carl Weilman, St. Louis	5	Sept 3-Sept 19

### 1913 American League individual pitching records against opponents

Washington's **Walter Johnson** was the only pitcher to win six games against a single opponent, going 6-1 against the last place New York Yankees.

Three pitchers to win five games against an individual opponent : Washington's **Joe Boehling**, 5-0 vs Detroit and Chicago's **Eddie Cicotte** and Boston's **Dutch Leonard**, both of whom were 5-1 against the Athletics.

Only two pitchers, and Chicago's **Jim Scott** were able to win four games against the league-leading Naps. Both went 4-1.

Against the league's two worst teams, St. Louis and New York, Detroit's **Jean Dubuc** was 8-0 and Cicotte was 7-0.

<b>Cleveland Naps</b>	<u>Phila</u>	<u>Wash</u>	<u>Bos</u>	<u>Chi</u>	<u>Det</u>	<u>StL</u>	<u>NY</u>	<u>Total</u>
Cy Falkenberg 19R	3-1	2-2	2-1	3-3	2-1	4-2	2-2	18-12
Veau Gregg 19L	3-3	1-2	3-3	2-2	4-2	3-1	2-2	18-15
Willie Mitchell 20L	2-3	2-1	1-1	1-1	4-2	1-1	4-0	15-9
Fred Blanding 15R	2-1	1-2	3-1	1-2	2-1	2-3	2-1	13-11
Bill Steen 14R	1-1	3-0	1-1	1-1	0-2	3-0	2-1	11-6
George Kahler 9R	0-1	0-3	1-1	1-1	2-0	0-0	2-0	6-6
Nick Cullop 2L	0-0	0-2	0-1	1-0	0-0	2-0	0-1	3-4
Jim Baskette 1R	0-0	0-0	1-0	1-1	0-0	0-0	0-0	2-1
Bill James 5L	0-1	1-0	1-0	0-0	0-0	0-0	0-1	2-2
<b>Team</b>	<b>11-11</b>	<b>10-12</b>	<b>13-9</b>	<b>11-11</b>	<b>14-8</b>	<b>15-7</b>	<b>14-8</b>	<b>88-66</b>

<b>Philadelphia A's</b>	<u>Cleve</u>	<u>Wash</u>	<u>Bos</u>	<u>Chi</u>	<u>Det</u>	<u>StL</u>	<u>NY</u>	<u>Total</u>
Boardwalk Brown 15R	3-3	4-0	1-1	3-2	4-2	2-2	4-1	21-11
Chief Bender 16R	2-0	2-0	3-1	3-1	3-1	2-1	4-0	19-4
Eddie Plank 16L	3-1	4-3	2-2	2-2	1-2	3-2	4-1	18-13
Joe Bush 9R	2-1	1-2	1-1	0-2	1-0	2-0	3-0	10-6
Duke Houck 5R	1-4	1-1	4-3	0-4	0-2	1-2	0-0	7-16
Bob Shawkey 12R	0-1	1-1	0-2	1-0	2-1	0-0	1-0	5-5
Weldon Wyckoff 3R	0-0	0-2	0-1	0-2	0-0	1-1	1-0	2-6
Pat Bohem 18R	0-0	0-0	0-0	0-0	1-0	0-0	0-0	1-0
Charlie Boardman 13R	0-0	0-0	0-0	0-0	0-0	0-1	1-0	1-1
Ensign Cottrell 2L	0-0	0-0	0-0	0-0	0-0	0-0	1-0	1-0
John Taff 1R	0-1	0-0	0-0	0-0	0-0	1-0	0-1	1-2
Herb Pennock 1L	0-0	0-1	0-0	0-0	0-2	1-0	0-0	1-3
<b>Team</b>	<b>11-11</b>	<b>12-10</b>	<b>11-11</b>	<b>9-13</b>	<b>12-10</b>	<b>13-9</b>	<b>19-3</b>	<b>87-67</b>

<b>Washington Senators</b>	<u>Cleve</u>	<u>Phila</u>	<u>Bos</u>	<u>Chi</u>	<u>Det</u>	<u>StL</u>	<u>NY</u>	<u>Total</u>
Walter Johnson 27R	4-1	2-3	4-1	3-1	2-1	4-1	6-1	25-9
Joe Boehling 19L	3-2	4-2	4-0	2-1	5-0	4-1	2-1	24-7
Bob Groom 14R	1-4	1-4	2-3	2-4	3-2	3-1	3-1	15-19
Joe Engel 10R	0-0	3-1	0-1	2-1	1-3	1-2	1-1	8-9
Doc Ayres 10R	0-0	0-0	1-0	2-0	1-0	0-0	0-0	4-0
George Mullin 3R-a	2-0	0-0	1-2	0-1	1-0	0-2	0-0	4-5
Bert Gallia 4/6*R	0-0	0-0	0-0	1-0	1-0	0-1	1-1	3-2
Tom Hughes 4R	1-2	0-1	0-3	1-0	0-0	0-2	0-3	2-11
Nick Altrock 2R	0-0	0-0	0-0	1-0	0-0	0-0	0-0	1-0
Jack Bentley 20L	1-0	0-0	0-0	0-0	0-0	0-0	0-0	1-0
Slim Love 5L	0-0	0-0	0-0	0-0	0-0	0-0	0-1	0-1
Jim Shaw 12R	0-0	0-1	0-0	0-0	0-0	0-0	0-0	0-1
Mutt Williams 6R	0-1	0-0	0-0	0-0	0-0	0-0	0-0	0-1
Carl Cashion 2R	0-0	0-0	0-0	0-0	0-2	0-0	0-0	0-2
<b>Team</b>	<b>12-10</b>	<b>10-12</b>	<b>12-10</b>	<b>14-8</b>	<b>14-8</b>	<b>12-10</b>	<b>13-9</b>	<b>87-67</b>

<b>Boston Red Sox</b>	<u>Cleve</u>	<u>Phila</u>	<u>Wash</u>	<u>Chi</u>	<u>Det</u>	<u>StL</u>	<u>NY</u>	<u>Total</u>
Ray Collins 15L	3-1	1-2	3-1	4-0	2-2	3-1	3-1	19-8
Dutch Leonard 19L	1-3	5-1	2-2	3-0	2-2	2-2	2-1	17-11
Hugh Bedient 15R	2-2	2-3	1-3	0-2	2-1	3-1	3-2	13-14
Joe Wood 14R	1-1	1-3	1-1	2-0	1-2	2-0	3-0	11-7
Charlie Hall 5/10R	1-1	1-1	2-1	3-2	1-0	1-0	1-0	10-5
Earl Mosely 9R	0-1	1-1	2-1	0-1	1-1	0-2	0-1	4-7
Rube Foster 4/6R	1-1	0-0	0-1	1-2	1-1	0-1	0-1	3-7
Buck O'Brien 5R-t	0-1	0-1	0-1	0-1	0-2	2-1	0-2	2-9
Fred Anderson 1R	0-2	0-0	0-0	1-0	0-1	0-1	0-3	1-7
<b>Team</b>	<b>9-13</b>	<b>11-11</b>	<b>11-11</b>	<b>14-8</b>	<b>10-12</b>	<b>13-9</b>	<b>11-11</b>	<b>79-75</b>

<b>Chicago White Sox</b>	<u>Cleve</u>	<u>Phila</u>	<u>Wash</u>	<u>Bos</u>	<u>Det</u>	<u>StL</u>	<u>NY</u>	<u>Total</u>
Eddie Cicotte 23R	2-2	5-1	2-1	2-4	4-1	4-0	3-0	22-9
Jim Scott 20R	4-1	2-3	1-5	2-0	3-2	3-1	4-1	19-13
Reb Russell 20L	1-5	2-4	2-2	3-2	5-2	3-2	2-3	18-20
Ed Walsh 9R	0-2	3-0	0-3	1-0	0-0	2-0	1-2	7-7
Joe Benz 10R	2-0	0-1	2-0	0-5	0-1	0-1	0-1	4-9
Pop Boy Smith 4R	1-0	0-0	1-0	0-0	0-0	1-1	0-0	3-1
Doc White 7L	1-1	1-0	0-2	0-2	1-2	0-0	0-0	3-7
Buck O'Brien 5R-a	0-0	0-0	0-0	0-0	0-0	0-0	0-3	0-3
Frank Lange 1R	0-0	0-0	0-0	0-1	0-1	0-3	1-0	1-5
Jim Scoggins 9L	0-0	0-0	0-1	0-0	0-0	0-0	0-0	0-1
Bill Lathrop 2R*	0-0	0-0	0-0	0-0	0-0	0-1	0-0	0-1
Frank Miller 1R	0-0	0-0	0-0	0-0	0-0	0-0	0-1	0-1
<b>Team</b>	<b>11-11</b>	<b>13-9</b>	<b>8-14</b>	<b>8-14</b>	<b>13-9</b>	<b>13-9</b>	<b>11-11</b>	<b>77-77</b>

<b>Detroit Tigers</b>	<u>Cleve</u>	<u>Phila</u>	<u>Wash</u>	<u>Bos</u>	<u>Chi</u>	<u>StL</u>	<u>NY</u>	<u>Total</u>
Jean Dubuc 15R	2-1	2-2	1-4	4-1	2-1	4-0	4-0	19-9
Hooks Dauss 15R	1-3	3-2	2-2	3-2	3-1	2-0	2-2	16-12
Ed Willett 14R	1-3	3-3	2-2	2-1	1-2	2-4	4-1	15-16
Joe Lake 7R	0-2	1-1	0-1	2-1	1-0	0-1	2-1	6-7
Marc Hall 10R	1-2	0-2	1-3	1-1	2-2	0-1	1-1	6-12
Carl Zamloch 5/7*R	1-0	0-0	0-0	0-1	0-2	1-2	1-0	3-5
Ralph Comstock 1R	1-0	1-1	0-0	0-1	0-0	0-0	0-0	2-2
Lefty Williams 4L	1-0	0-1	0-0	0-1	0-0	0-0	1-0	2-2
Will House 1R	0-0	0-0	0-1	0-0	0-2	1-1	0-1	1-5
Dutch Klawitter 1R	0-1	0-0	0-1	0-0	0-2	1-0	0-0	1-4
Charlie Grover 8R	0-0	0-0	1-0	0-0	0-0	0-0	0-0	1-0
Lou North 1R	0-0	0-0	0-0	1-0	0-0	0-0	0-0	1-0
George Mullin 3R-t	0-2	0-0	0-1	0-0	0-1	0-2	0-1	0-7
<b>Team</b>	<b>8-14</b>	<b>10-12</b>	<b>7-15</b>	<b>13-9</b>	<b>9-13</b>	<b>11-11</b>	<b>15-7</b>	<b>73-81</b>

<b>St. Louis Browns</b>	<u>Cleve</u>	<u>Phila</u>	<u>Wash</u>	<u>Bos</u>	<u>Chi</u>	<u>Det</u>	<u>NY</u>	<u>Total</u>
Geo. Baumgardner 14R	1-4	4-2	0-2	2-4	2-1	3-1	4-3	16-17
Roy Mitchell 14R	2-1	1-2	3-1	2-1	1-4	2-3	2-0	13-12
Carl Hamilton 16L	1-4	0-3	2-0	1-3	2-1	1-0	3-1	10-12
Walt Leverenz 15L	1-3	1-3	2-3	1-2	2-1	1-1	1-3	9-16
Carl Weilman 12L	1-2	1-3	2-2	2-2	0-4	2-3	0-3	8-19
Dwight Stone 5R	0-0	0-1	0-2	0-0	2-2	1-0	0-1	3-6
Mack Allison 8R	0-1	0-0	1-2	0-0	0-0	1-2	0-0	2-5
Curly Brown 14L	0-0	0-0	0-0	1-0	0-0	0-0	0-0	1-0
Jack Powell 2R	1-0	0-0	0-0	0-0	0-0	0-0	0-0	1-0
Hal Schwenk 9L	0-0	0-0	0-0	0-0	0-0	0-0	1-0	1-0
Wiley Taylor 2R	0-0	1-0	0-0	0-1	0-0	0-0	0-0	1-1
Willie Adams	0-0	0-0	0-0	0-0	0-0	0-1	0-0	0-1
<b>Team</b>	<b>7-15</b>	<b>8-14</b>	<b>10-12</b>	<b>9-13</b>	<b>9-13</b>	<b>11-11</b>	<b>11-11</b>	<b>65-89</b>

<b>New York Yankees</b>	<u>Cleve</u>	<u>Phila</u>	<u>Wash</u>	<u>Bos</u>	<u>Chi</u>	<u>Det</u>	<u>StL</u>	<u>Total</u>
Ray Fisher 14R	1-2	0-4	3-2	3-3	4-0	1-3	1-3	16-17
Russ Ford 15R	2-0	1-4	4-3	0-1	3-1	0-3	2-2	12-14
Lefty Schulz 7L	1-0	0-4	1-4	2-2	1-2	3-2	1-0	9-14
Geo. McConnell 10R	1-3	0-4	0-1	2-2	0-2	2-2	3-2	8-16
Ray Caldwell 14R	2-3	1-2	1-1	2-0	0-3	0-2	0-0	6-10
Ray Keating 8R	0-4	1-1	0-1	1-3	1-1	1-0	1-2	5-12
Jack Warhop 3R	0-1	0-1	0-1	0-0	1-1	0-1	3-4	4-6
Ed Klepfer 5R	0-0	0-0	0-0	0-0	1-0	0-0	0-0	1-0
Red Hoff 26R*	1-1	0-0	0-0	0-0	0-0	0-0	0-0	1-1
Marty McHale 5R	0-0	0-0	0-0	1-0	0-1	0-2	0-0	1-3
George Clark 1L	0-0	0-0	0-0	0-0	0-0	0-0	0-1	0-1
<b>Team</b>	<b>8-14</b>	<b>3-19</b>	<b>9-13</b>	<b>11-11</b>	<b>11-11</b>	<b>7-15</b>	<b>11-11</b>	<b>60-94</b>