

Baltimore surprise winner in 1914 Federal League replay




*Indianapolis mid-season disappears;
Terps catch Hoosiers in August and win going away*



MVP Benny Kauff, Indianapolis

Hit .379, accumulated 210 hits, led Fed with 47 doubles, 101 runs, 45 SB and tied for league lead with 87 BB.



Jack Quinn, Baltimore

Tied for lead in wins at 28-13, league-leading 1.87 ERA, threw had seven shutouts, started 41 games to push Baltimore to '14 Fed League crown.

Baltimore's combo Quinn and Suggs combine for 53 wins to lead Terrapins.

Eight 20-game winners; seven that previously pitched in American, National leagues.

KC second baseman **Bill Kenworthy league's top slugger** with 19 homers, 91 RBIs.

Packer lefty **Gene Packard**, Chicago's **Erv Lange both** throw no-hitters.

1914 Federal League Replay Table of Contents

3	1914 Federal League replay introduction
5	1914 pennant race and team recaps
14	Inside the pennant race
20	Batting leaders
22	Pitching leaders
24	All-Star team
26	Team totals
27	Individual team-by-team totals
36	Pinch-hitting
40	Batting highlights and notes
50	Pitching highlights and notes
59	Fielding
63	Injuries and ejections
64	Selected box scores
72	Game by game scores, by month

1914 Federal League replay introduction

The 1914 Federal League replay was the first of my three planned replays of the entire 1914 season (Federal League, American League, National League).

The preparation for the '14 Fed League consumed far less time than previous replays, primarily because there were numerous templates and previous examples of documents that could be copied and easily modified. Further, I learned how to more effectively manipulate Baseball-Reference to unearth the kind of information necessary to incorporate into the replay (transactions, pinch-hitting stats, pitching rotations, batting lineups). Further, I was able to modify some of my previous templates to yield more information (e.g. batting highlights, pitching highlights).

Contrasting with a full month preparation for past replays, I needed only 17 days of preparation for the 1914 Federal League campaign. .

The '14 Fed League replay got underway on Tuesday, April 2, 2019, at 10:28 a.m., with my wife, Carole, now a skilled veteran at tossing the first dice to kick off a replay, tossing a 16, resulting in a 28 for Chicago Whales leadoff hitter Max Flack, groundout to Indianapolis shortstop Jimmy Esmond. The replay concluded on **Thursday, September 5, 2019, at 9:38 p.m.**, with Carole wrapping up the replay with a roll of 12, for Indianapolis pinch-hitter Edd Roush, resulting in a 25, a ground out to Kansas City 2b Bill Kenworthy. **Altogether, the Federal League replay required 157 days (five months and seven days) to complete** and another month to compile the replay yearbook.

1914 replay background and guidelines

- The 1914 Federal League replay launched my fourth season of replays from the Deadball Era starting with 1911 season.
- The MG symbols governed the use of players, per APBA Master Game rules. The 1914 Fed League MG symbols used splits from both sides of the plate, plus Q factors, which added considerably to the realism of the replay.
- I created seven XC cards using Steve's Computer Card. These cards reflected the stats for players who saw minimal playing time. Their performance was reasonably realistic and did not have any significant influence on the final results of the replay
- I utilized APBA's League Error factor, which was +3 for the 1914 season. The Error Factor significantly increased the number of errors in the replay.
- I employed an Error Randomizer used for the 1913 replay, primarily used to more realistically reflect outfielder error totals. The Randomizer, however, failed to reduce OF errors and seemed to increase the number of overall C errors.
- I used a 154-game schedule developed from a numerical head-to-head formula as the foundation.

To speed the replay along, all teams initially played one another in home-and-away three-game series, followed by two separate rounds of home-and-away four-game series. I incorporated the rhythmic East and West rhythms into the schedule, which made it feel considerably more realistic. Three doubleheaders were built into the schedule.

I once again used "schedule dates" from April 11 through September 26. In real life, the Federal League season ended on October 10, which was 14 days after my replay final game date. I adjusted the introduction and usage of players into lineups as the season progressed, moving trades and

debut slightly ahead of schedule to ensure sufficient playing time for players, particularly for September call-ups.

- The replay was played from the 2010 version of Master Game boards. Other than the use of the Error Randomizer, games were played solely within APBA rules, with no roster changes or overhauls.
- Trades, roster changes and player debuts were conducted on the same or approximate date as real life, adjusted by approximately 14 days, particularly near the end of the schedule. The information was obtained via the transactions listed on BaseballReference.com and related Web searches.
- To the extent possible, position players were limited to their real-life games played and total plate appearances and at bats, using a combination of all three defining factors to govern usage. As has been the case for previous replays, the governing guideline for player usage was **common sense**.

Rather than rely on at-bats as the primary governing benchmark for regulating overuse of position players, **I relied on total plate appearances**. Further, to help in governing player usage, I utilized the actual batting orders in the order of games played, available through BaseballReference.com. This proved to be a real boon in terms of managing player usage. There were, of course, some minor discrepancies caused by injuries. Overwhelmingly, the combo of plate appearances and actual batting orders served to provide a very realistic presentation of each team.

Pitchers were restricted to the same number of starts as real life, with a couple of exceptions, to accommodate the playing dates. Relief appearances were used with the same frequency as real life, differing only if there were blowouts or extra-inning games) that required extended use of pitchers.

- Three Hall of Famers appeared in the '14 Fed replay: Edd Roush of Indianapolis, Joe Tinker of Chicago and 3b Bill McKechnie, who was elected to the HOF because of his managerial performance.

Personal notes

The replay ended just as Hurricane Dorian passed just to the east of Orlando. Dorian missed Central Florida, which meant that we maintained total power and could roll the dice without interruption.

Granddaughter Kate celebrated her 11th birthday and entered the sixth grade at Lake Highland Prep. As Kate's fifth grade year ended, she showed genuine talent as an artist, with water colors and drawings reflecting considerable detail and vivid colors. During her fifth grade year, Kate appeared as a villager in *Fiddler on the Roof*.

My golf handicap ballooned to 25, with right shoulder problems (arthritis, torn rotator cuff, torn biceps) limiting play.

1914 Federal League Final Standings and Leaders

	<i>Replay Results</i>			<i>Real Life Results</i>		
	<u>W-L</u>	<u>Pct.</u>	<u>GB</u>	<u>W-L</u>	<u>Pct.</u>	<u>GB</u>
Baltimore Terrapins	96-58	.623	--	84-70	.545	4 ½
Indianapolis Hoosiers	90-64	.584	6	88-65	.575	--
Chicago Whales	86-68	.558	10	87-67	.565	1 ½
Brooklyn Tip Tops	82-72	.532	14	77-77	.500	11 ½
Kansas City Packers	69-85	.448	27	67-84	.444	20
Buffalo Blues	68-86	.442	28	80-71	.530	7
Pittsburgh Rebels	65-89	.422	31	64-86	.427	22 ½
St. Louis Terriers	60-94	.390	36	62-89	.411	25

Batting leaders

Batting average	Benny Kauff, Indy, .379
On base pct.	Benny Kauff, Indy, .444
Slugging pct.	Bill Kenworthy, KC, .577
Doubles	Benny Kauff, Indy, 47
Triples	Kenworthy, KC, A. Wilson Chi, 16
Home runs	Bill Kenworthy, KC, 19
Runs batted in	Steve Evans, Brooklyn, 115
Base hits	Benny Kauff, Indy, 210
Bases on balls	Kauff, Indy, Wickland, Chi, 87
Runs scored	Benny Kauff, Indy, 101
Stolen bases	Benny Kauff, Indy, 45

Pitching leaders

ERA	Jack Quinn, Baltimore 1.87
Wins	Quinn, Balt, 28-13, Falkenberg, Indy 28-10
Won-lost pct.	Rankin Johnson, Chicago, 8-2, .800
Shutouts	Quinn, Balt, Packard, KC, F. Anderson, Buff, 7
Strikeouts	Cy Falkenberg, Indianapolis, 228
Inng. pitched	Jack Quinn, Baltimore, 375.7
Complete Gms	Jack Quinn, Baltimore, 32
Saves	George Mullin, Indianapolis 4

Most Valuable Player Benny Kauff, Indianapolis

Cy Young Award Jack Quinn, Baltimore

Reliever Award George Mullin, Indianapolis

No-hitters

June 5, Gene Packard, Kansas City 9-0 v. Indianapolis

Aug 4, Erv Lange, Chicago, 2-1 v. St. Louis

1914 Federal League pennant race

The Baltimore Terrapins, third-place finishers in real life, rode a strong second half to capture the inaugural 1914 Federal League replay pennant. Indianapolis, winner in real life, led the FL for the first two-thirds of the season, but flattened out in August and September and could not generate any momentum down the stretch as the Terrapins pulled away.

The 1914 Federal League standings were divided into two well-defined groupings.

The four first division teams (Baltimore, Indianapolis, Chicago and Brooklyn) easily outpaced the four teams in the league's second division. At season's end, there was a 13-game gap between fourth place Brooklyn (82-72) and fifth place Kansas City (69-85). Brooklyn, who finished fifth in real life, feasted on second division teams going 54-34 against the lowest four teams in the standings.

Buffalo (68-86), third in the real-life FL standings in 1914, had to struggle to escape the cellar and wound up sixth, one game behind fifth-place Kansas City. Pittsburgh (65-89) and last-place St. Louis (60-94) both fell behind early and were never in contention.

Indianapolis tops the standings from Opening Day and pull out to big lead by the end of June

The Indianapolis Hoosiers came roaring out of the gate with five straight wins, all against Western opponents, to open the 1914 season and immediately moved to the front of the Federal League standings. The fast start presaged a long run for the Hoosiers, who remain atop the standings for the next four months.

The Hoosiers started with a three-game sweep of Chicago, outscoring the Whales 28-14 in their three opening games, and then overwhelming Kansas City 6-3 and 15-1 before losing to the Packers 10-9 in 10 innings.

The Hoosiers slowed down at St. Louis, losing two of three, including an 8-7, 11-inning loss, and then split the a pair of games at Chicago before winning the rubber game 11-4 to make their record 8-5. From Apr 24 through the first week in May, Hoosiers reeled off 11 straight wins to forge a three-game lead over second-place Baltimore by May 6.

In the East, the Baltimore Terrapins also won their first five in a row, sweeping Pittsburgh at home and winning a pair from Buffalo before a 14-7 setback. After two more wins at home against Brooklyn, the Terps were 7-2 on April 20. They went on to win six of their next eight games before splitting four games to end April at 13-5, only a game behind red-hot Indianapolis.

The Hoosiers continued to roll in May, going 19-7 for the month and pulling away from Baltimore. By May 31, Memorial Day, Indianapolis was 33-11, eight games ahead of second-place Baltimore and 10 games in front of Chicago and Brooklyn, both tied for third.



Benny Kauff,
Indianapolis

Indianapolis's early season breakaway was fueled by an extraordinary start by Hoosier RF Benny Kauff. By May 31, Kauff was hitting .428 with 40 RBIs and teammates Al Scheer and Frank LaPorte, hitting behind Kauff, both had driven in 41 runs. The team batting average for the first two months of the season was .309. Former Cleveland star Cy Falkenberg was 12-1 with one-time Detroit Tiger ace George Mullin was 8-4. George Kaiserling led the league with a 1.42 ERA. By the end of May, it looked the pennant race was almost over.

During June, there was little movement in the top of the standings. On June 5-6, Kansas City beat Indianapolis 9-0 and 3-2, the first time the Hoosiers lost two straight, but the Hoosiers continued to remain well in the lead throughout the month, finishing June at 49-23, with a comfortable six-game lead over the Terps and nine games in front of third-place Brooklyn.

The Hoosiers great start, however, was about to come to an end, presaged by a lopsided 21-5 loss to Brooklyn on June 30.

Baltimore rising. The Terps and Chicago move into contention in July

After their thumping by the Tip-Tops on the last day in June, Indianapolis quickly lost traction....and the size of their lead. The Hoosiers lost nine of their next 13 games and, coinciding with the slump, their lead seemed to evaporate almost overnight.

Baltimore was quick to capitalize on Indy's woes, winning six in a row July 3-July 7 to pull to within two games of the Hoosiers on July 7. At the same time, third-place Brooklyn began to stumble while Chicago heated up, winning seven of nine, to pass the Tip-Tops and take over third place on July 11.

After losing three in a row to the woeful Pittsburgh Rebels July 11-13, the Hoosiers returned to their winning ways, capturing seven of their next nine games to maintain a three-game lead over Baltimore by July 22.

On July 24, Indianapolis headed into Baltimore for a key four-game series at Terrapin Park. Indy won the opener 8-6, as Benny Kauff tripled, and homered, driving in four runs. The Indy offense then disappeared, managing only four runs in the next three games, losing 5-1 to George Suggs, 3-2 to Snipe Conley, and a 16-1 thrashing as Terp 3b Jimmy Walsh drove in four runs and Jack Quinn limited the Hoosiers to only four hits. The three losses in a row pulled the Terrapins to within a game of the lead.

Indy knocked off third-place Chicago in their next two games, before Max Fiske shut out the Hoosiers 4-0, ending a lackluster month for the Indies. For July, the Hoosiers finished a mediocre 14-15 while Baltimore was 19-10 for the month and, while nobody was paying too much attention, the Chicago Whales surged, winning 15 of 18 games, from July 13-July 27.

By July 31, Indianapolis's lead had shrunk to only one game over Baltimore while the red-hot Whales found, only four games behind.

Pennant race turns into a three-way battle; Terps seize lead from Indianapolis

Chicago suddenly found themselves the hottest team in the league as August began, winning seven of eight games to start the month. After beating Kansas City 10-5 on August 8 and a 7-0 shutout by Rankin Johnson the next day, Chicago pulled to within one game of Indy and Baltimore, who were deadlocked for the top spot.

The Whales then headed into Baltimore for a huge series and, after a 3-2 win on Aug. 11, moved into a three-way tie for the lead with the Terps and Indianapolis, all three teams with identical 67-44 records. The Whales stay at the top did not last long, however, with Baltimore beating them 6-3 and 4-3 the next two days, dropping the Whales back into third place, two games out.

After Chicago righthander Doc Watson blanked Baltimore 3-0, on three hits, on Aug. 14 to close out the Chicago series, it was the Terps turn to drop back, falling one game behind Indianapolis, who won 7-5 against the hapless Pittsburgh Rebels, the Hoosiers third win in a row.



Jack Quinn, Baltimore

The Hoosiers maintained their slim lead over Baltimore for the next five days, setting the stage for a four-game series at Federal League Park in Indianapolis, the most important series of the year between the two contenders.

On Aug. 24, Baltimore's Jack Quinn won the opener 4-2. Indy battled back into a tie for the lead the next day, scoring a late run in the eighth to win 6-5. While the Hoosiers did not yet know it, the two wins over Baltimore marked the last time they would either hold or tie for the lead.

The Terps won the last two games 7-3, and 2-1, behind George Suggs and Bill Bailey to take a two-game lead over the Hoosiers. Chicago, meanwhile, lost three in a row to Pittsburgh, falling four games behind.

Baltimore, energized by their series win against Indianapolis, then knocked off Chicago behind a three-hitter by Quinn 3-1 and a 1-0 five-hitter by spot starter Snipe Conley, before losing 4-1 on August 31 when the Whales scored three times in the top of the 15th

At the same time, Indy, lost two of three to the troublesome Pittsburgh Rebels, finishing August three games behind the Terps. By month's end, Chicago had fallen five games behind.

Hoosiers battle back, but Baltimore does not yield. Terrapins clinch title on Sept. 19

Baltimore lost three of five to start September, but neither Indy nor Chicago could capitalize on the Terps losses, each losing three of five from Sept 1-4 and failing to gain on Baltimore.

Baltimore then turned on the jets, sweeping KC in four straight Sept. 5-8. While the Terrapins were sweeping KC, the Indianapolis offense all but disappeared against Buffalo, hitting only .153 over four games, while losing the last three in a row to the surging Blues.

The Hoosiers woes continued in the first two games of an ultra-critical four-game series at Baltimore when the Terps George Suggs won the opener 6-2 and Quinn blanked the Hoosiers 6-0 in the second game, extending Baltimore's win streak to six games. Even though Indy stopped the Terps winning streak on Sept. 11 with a 2-0 shutout by Cy Falkenberg and a 7-3 win behind George Kaiserling the next day, the Hoosiers had fallen six games behind by Sept. 12, falling into a tie with Chicago for second place.



George Suggs, Baltimore

Indianapolis did not quit, however, winning four of their next six games, including a split with Chicago and two wins over St. Louis, but the Terps held firm, also winning four of six and clinching the pennant on Sept. 19 with a 3-2 win over last place St. Louis. Over the same period, Chicago fell into a slump -- and out of the race --splitting with Indiana and then suffering a sweep at the hands of Kansas City.

Baltimore won five of their final seven games to finish 96-58, six games ahead of Indianapolis (98-64) and 10 games in front of Chicago (86-68), who finished with a whimper, losing seven of their final ten games.

The Terps outplayed Indianapolis over the last three months of the season

In summary, the 1914 Federal League pennant race was a three-part drama.

Indianapolis came out of the gate with a roar. By June 23, it appeared that the Hoosiers would win the Federal League pennant by a wide margin. They had a 46-20, .697 record with a comfortable eight-game lead over Baltimore (38-38, .576).

From June 24-July 31, Indianapolis finally slowed down, going 17-18, .486 while Baltimore heated up, going 24-11, .686. The Terps moved into an exact tie with Indianapolis on August 1, both at 63-39, .618.

From August 1 through the end of the season, Baltimore was 28-16, .636 while Indianapolis played below .500, going 21-23, .477, finishing six games behind the Terrapins.

Chicago made a strong bid to get into the fray, going 28-10, .737, from July 1-Aug. 11, which vaulted the Whales into a three-way tie for the lead on Aug. 11. That turned out to be the high-water mark for the Whales, who went 19-24 for the rest of the season, including eight losses in 11 of their final games, to finish in third place, 10 games behind.

Team by team recap


First place: Baltimore Terrapins, 96-58, .623, + 6 games

The Terps started fast and ended fast and played well enough to keep within striking distance of Indianapolis, who got off to an amazing start and led the league for the first four months of the season. When the Hoosiers began to slip in July, Baltimore capitalized on their slide and, by August 1, caught and passed Indy when it counted...down the stretch

Baltimore's pitching was a primary reason the Terps were able to capture the pennant. Baltimore led the league in ERA (2.90), complete games (92) and strikeouts (782).

Righthander **Jack Quinn** tied for the league lead in wins (28-13) and led the league in ERA (1.87) to cop Cy Young honors, but down the stretch, it was righty **George Suggs** (25-10, 2.07) whose pitching was critical to Baltimore's drive to the pennant. From August 1 through the end of the season, Suggs was 10-1 with a 2.32 ERA, including two wins over Indy and Quinn won eight of nine starts from Aug. 29 through the end of the season, including back-to-back shutouts over Indianapolis and Pittsburgh in mid-September.

Spot starter **Snipe Conley** (11-4, 1.97) was another reason Baltimore outplayed Indianapolis over the final two months of the season. Conley was 5-0 from Aug. 1-Sept. 26, including a 1-0 five-hitter to beat Chicago's Claude Hendrix on Aug 30.



Kaiser Wilhelm, Baltimore

Kaiser Wilhelm won four of his first five starts, but then lost nine in a row from May 4-June 22 to fall to 5-10. Wilhelm rebounded, however, winning eight of his final 13 decisions, to finish 13-15. Down the stretch, Wilhelm was particularly effective in relief, allowing only one run in nine appearances from Aug. 16 through the end of the campaign.

Frank Smith (11-7, .354) won nine of his first 13 decisions and then helped out in the bullpen from mid-July through season's end, finishing as a starter on the last day of the season with a 4-0 three-hitter against Buffalo. Lefty **Bill Bailey** (6-7, 4.13), who joined the club in mid-season, struck out 110 batters in 126 innings, but gave up 65 walks.

The Terrapins were second in the league in batting (.274) and the team's 790 runs scored and .341 OBP were both tops in the Federal League.

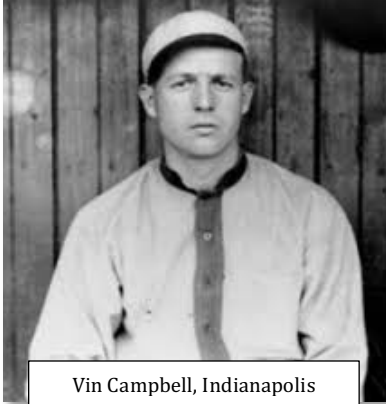
The offense centered around All-Star LF **Vern Duncan** (.311, .402 OBP, 7 HR, 81 RBIs), 1b Harry Swacina (.288, 95 RBIs, 10 triples), and leadoff man CF **Benny Meyer**, (.301, .380 OBP). 3b **Jimmy Walsh** (.280, 64 RBI, 25 SB) and OF **Hack Simmons** (.287, 67 RBIs) added punch to the middle of the lineup. Player-manager **Otto Knabe** hit only .206, but walked 72 times and drove in a surprising 65 runs.

C **Fred Jacklitsch** hit .249 but walked 49 times. Down the stretch, late season acquisition OF **Fred Kommers** hit .429 in limited play, and went 4-10 as a pinch-hitter.

Second place: Indianapolis Hoosiers, 90-64, .584, - 6 games

Led by RF **Benny Kauff** and former Cleveland star **Cy Falkenberg**, Indianapolis had a fine season, but the end result was disappointing as the Hoosiers blew a comfortable mid-season lead and faltered down the stretch to cede the pennant to Baltimore. Overall, the Hoosiers hit .270 as a team and finished third in runs scored with 711. On the mound, the team ERA of 3.23 was third in the league.

Kauff, easily the league's MVP, was the league's most dominant hitter, leading the FL in almost every major batting category, including batting (.365), on-base percentage (.444), hits (210), doubles (47), runs scored (101), stolen bases (45), total bases (332) and tied for the lead in bases on balls with Chicago's Al Wickland (87 BB). He was second in the league in slugging (.529) and fourth in triples (13). Kauff drove in 88 runs to rank seventh in the Federal League.



Vin Campbell, Indianapolis

CF **Vin Campbell** (.313, .361 OBP) and cleanup hitter 2b **Frank LaPorte** (.321, 109 RBIs) both benefitted from Kauff's presence in the third spot in the batting order. Hitting in front of Kauff, leadoff man Campbell scored 71 runs and number two hitter 3b **Bill McKechnie** (.264, 55 RBIs) scored 80 times.

The bottom of the Hoosier batting order was not quite as productive as their first four hitters, but still made a strong impact. LF **Al Scheer** (.329, .388) got off to a great start and hit well throughout the season. SS **Jimmy Esmond** (.264) drove in 74 runs, but struggled defensively, with 44 errors. Part-time OF and pinch-hitter **Edd Roush** (.364, .392 OBP) made a notable ML debut. Veteran C **Bill Rariden** hit only .216, but drew 80 bases on balls.

Righthander **Cy Falkenberg** (28-10, 1.94, league-leading 228 strikeouts) got off to a spectacular start, winning 16 of his first 18 decisions before back-to-back losses to Brooklyn's Ed Lafitte, 5-2 and Buffalo's Russ Ford, 2-1, on July 2 and July 5. Falkenberg won his next four in a row to improve to 20-4 on July 24, but could not keep up the same torrid pace, going 8-6 for the remainder of the season, including back-to-back shutouts against St. Louis and Pittsburgh in mid-August. Falkenberg's modest performance at the back end of the season cost him Cy Young honors, ceding the award to Baltimore's Jack Quinn.

George Kaiserling (21-11, 2.26) got off to a 12-5 start, including three shutouts, but lost three key games in a row in mid-September, although finishing off with four straight wins. Hard-throwing **Vic Mosely** (17-14, 4.00) fanned 204 batters to rank third in the FL, but lost seven of eight decisions from Aug. 2-Sept. 16. One-time Detroit ace **George Mullin** got off to an 8-1 start, but then lost six of his next seven starts and wound up in the bullpen, where was surprisingly effective, earning three saves and three relief wins down the stretch, finishing 16-11, 3.09. The remainder of the Hoosier pitching staff lacked any depth, with only **Harry Billiard** (7-10, 4.08, three saves) making much of an impact.

Third place: Chicago Whales, 86-68, .558, -10 games

The Whales lolled in fourth place through July 4, but enjoyed a strong second half, going 44-33, .571 the rest of the season and, on August 11, fighting their way into a three-way tie for first place. After Aug. 11, the Whales receded, going 19-24 the rest of the way to finish in third place, 10 games behind Baltimore.

Chicago's strong point was their pitching, led by steady P **Claude Hendrix** (22-11, 1.97), supported by **Max Fiske** (13-10, 3.94), **Erv Lange** (12-11, 3.18) and **Doc Watson** (12-7, 2.25, until he was dealt to St. Louis in late August). Second-line pitcher **Mike Prendergast** (8-10, 2.80) was erratic and part-time starter and reliever **Tom McGuire** (6-8, 6.02) was ineffective.

Lange threw one of only two no-hitters during the 1914 replay, no-hitting Indianapolis on Aug. 4, 2-1, with the Hoosiers scoring their run thanks to a pair of Chicago errors.

Rankin Johnson, acquired on July 20, and replaced Watson in the rotation, making immediate impact, **throwing shutouts in five of his first six starts** to begin 6-0. Johnson added another shutout on Sept. 8, blanking Brooklyn 3-0 on three hits, and finished 8-2.

Offensively, All-Star CF **Dutch Zwilling** (.293, 15 HR, 96 RBIs) was the Whales best hitter. C **Art Wilson** (.282, 11 HR, 57 RBIs) won All-Star honors because of his defensive skills behind the plate. On the other hand, a pair of defensively challenged players, RF **Al Wickland** (.270, 83 RBIs) and 1b **Fred Beck** (.301, 12 HR, 90 RBIs) were able to keep their places in the lineup only because of their bats, but their lack of defensive prowess cost the Whales. 3b Rollie Zeider (.260) stole 39 bases. The middle infield of 2b **Jack Farrell** (.221, 58 RBIs, 25 errors) and SS **Joe Tinker** (.219, 39 errors) was a disappointment

Defensively, the Whales gave up the fewest errors in the league, with 194 miscues.



Claude Hendrix, Chicago

Fourth place: Brooklyn Tip-Tops, 82-72, .532, -14 games

The Tip-Tops surprised with a fourth-place finish and a spot in the first division. Brooklyn rose as high as third place in the standings as late as July 7, only seven games behind Indianapolis, but fell into fourth on July 8 and remained there for the remainder of the season.

Veteran hurlers **Ed Lafitte** (23-9, 2.38) and **Tom Seaton** (21-17, 2.87) were the mainstays for the Tips with **Happy Finneran** (11-8, 3.42) the only other Brooklyn pitcher to get to double figures in wins. Second-tier pitchers **Byron Houck** (5-7, 4.98), **Dan Marion** (4-7, 4.92) and **Rudy Sommers** (5-4, 6.22) were ineffective and late-season acquisition **Jim Bluejacket** (1-6, 4.85) performed poorly. Part-time reliever Bill Chappelle (6-3, 2.31) was effective in several needed relief appearances. **Three-Finger Brown** (3-4, 4.72), acquired from St. Louis late in the year, managed only three wins in eight starts.



Al Shaw, Brooklyn

RF **Steve Evans** (.341, .403 OBP) led the Federal League with 115 RBIs. Leadoff man LF **George Anderson** (.320) hit well, but lost time due to injuries. Part-timer Jim Delahanty (.312, .410 OBP) hit well and RF Danny Murphy, the former A's outfielder, hit .341 until he was lost to injuries in early June. 2b **Solly Hofman** (.259, 75 RBIs) and 3b **Tex Westerzil** (.273, .69 RBIs), and C **Grover Land** (.274) all performed reliably.

CF **Al Shaw** (.361, .417 OBP, 72 RBIs), who didn't take over CF until mid-season, was surprisingly effective during the latter part of the season, hitting .373 during August and September.

Fifth place: Kansas City Packers 69-85, .448, -27 games

The gap between the Packers and fourth-place Brooklyn was considerable. The Pack got off to a promising 13-13 start by May 13, but from that point forward, it was all downhill, going 56-72 the rest of the campaign, scrambling to win nine of their final 12 games to finish fifth.

The bright spot for the Packers was **Gene Packard** (23-10, 2.23) began the season 17-5, winning six in a row May 2-May 31 and five straight wins, including, including three shutouts in four starts, July 7-24. KC's sometimes sputtery offense, however, caught up with the lefthander and he wound up winning only six of his last 11 decisions.


At the opposite end of the spectrum was southpaw **Nick Cullop**. He won his first start 4-1 against Chicago on April 24, but then lost six in a row, before winning three consecutive starts to improve to 4-6. After splitting his next two starts, **Cullop reeled off a 15-game losing streak**, finally ending it on Aug. 24 with a hard-fought 4-3 victory over Buffalo. Not surprisingly, Cullop (10-24, 3.25) led the league in losses.

Chief Johnson, who made only one start in the first half of the season due to arm problems (a 6-0 four-hit win at Chicago on April 19), and was not able to return until July 5. The Chief made his presence felt in a big way, winning seven of his final nine starts, including a five-game win streak Aug. 16-Sept. 4.

The remainder of the Packer pitching staff was poor. **Ben Harris** (8-7, 6.22), **Dwight Stone** (8-14, 5.84), **Dan Adams** (3-12, 4.55) and **Pete Henning** (5-10, 6.51) fell far short of what was necessary for KC to be winner.

The Pack offense revolved around 2b **Bill Kenworthy**, who would have been the league MVP were it not for the performance of Indianapolis's Benny Kauff. Kenworthy was the league's leading slugger, topping the Fed in home runs (19), slugging (.577), and total bases (332). He even led the league in HBP with 25. He finished second to Kauff in batting (.344), OBP (.411), base hits (198), and doubles (45).

The only other batter in the Kansas City lineup that generated much offense was C **Ted Easterly**, who enjoyed a fine offensive season, hitting .342, .395 OBP, and 71 RBIs. Easterly, however, gave back as many runs as he produced, totaling a ghastly 37 errors behind the plate, plus 16 passed balls.



Gene Packard, Kansas City

The rest of the offense around Kenworthy was pedestrian. 3b **George Perring** (.249, 68 RBIs), LF **Chet Chadbourne** (.275, 59 RBIs), RF **Grover Gilmore** (.280, 56 RBI), and manager-1b **George Stovall** (.265, 58 RBIs) did not exactly strike fear into opposition pitchers. Part-time OFs **John Potts** (.288, .419 OBP) and **Cad Coles** (.294) performed well, but lacked any semblance of power.

Sixth place: Buffalo Blues, 68-86, .442, -28 games games

Buffalo's miserable performance in the first two-thirds of the 1914 season left their fans singing the Blues throughout the year. The Blues, also known as the Buffeds, split their first eight games, but then the bottom fell out, with the Buffs losing eight of 10 games to finish April at 6-12, tied for last place. The losing ways continued as May began, with the Blues losing eight in a row to start the month.



Baldy Louden, Buffalo

The team remained mired in the cellar until August 12 when they moved up to seventh place after winning six of nine. In September, Buffalo ran off a seven-game win streak that lifted them into sixth place, where they finished the season, one game behind the fifth-place Packers, but 14 games behind the fourth-place Brooklyn Tip-Tops.

The Blues lacked punch on offense, scuffling for runs, particularly in the early part of the season. LF **Charlie Hanford** (.257, 97 RBIs) was their primary run-producer. **Baldy Louden** (.283, .368 OBP) stole 30 bases and walked 56 times, but made 33 errors at shortstop.

Veteran 1b **Hal Chase**, obtained in mid-season, hit .327, but only appeared in 78 games. 2b **Tom Downey** (.221) and 3b **Fred Smith** (.203) served as a black hole in the lower part of the batting order, along with C **Walter Blair** (.203), who committed 33 errors on defense. The Blues finished last in the league in runs scored (567) and next to last in batting (.233).

Pitchers **Russ Ford** (18-10, 2.29), **Fred Anderson** (15-14, 2.21, seven shutouts) and **Gene Krapp** (15-12, 2.85, five shutouts) had to work hard to achieve many narrow victories. There was little to back them up, however, with Al Schulz (8-13, 4.24), Earl Moore (6-18, 5.05), and Harry Moran (4-13, 5.00) struggling all season long.

Seventh place: Pittsburgh Rebels, 65-89, .422, -31 games

The Rebels managed to occupy and hold fifth place in the standings all the way from the second week of the season through the end of August, when their wheels fell off, going 7-18 the final month of the season and, falling into seventh place. Included in the September swoon was a four-game series sweep by Kansas City Sept 2-4, followed by a six-game losing streak Sept. 10-16, and another sweep, at Brooklyn, to end a disappointing season.

CF **Rebel Oakes**, the team's namesake, was most productive hitter, batting .285, hitting 11 home runs and driving in a team-leading 75 runs. 1b **Hugh Bradley** recorded flashy numbers (.326, .394 OBP), but was basically a singles hitter, with only 29 extra-base hits and a slugging average of only .420. RF **Jimmy Savage** (.271, .358 OBP) was steady. During the first half of the season, OF **Tex McDonald** (.300, .343 OBP with the Rebels) drove in 36 runs, was dealt to Buffalo, which wound up weakening the offense.

Defensively, the Rebels made the second-fewest errors in the FL, 197, only three more than league-best Chicago.

The trio of **Elmer Knetzer** (19-13, 2.51), **Walt Dickson** (16-15, 3.28), **Howie Camnitz** (16-17, 2.99) carried the load for the pitching-poor Rebels. Lefty **Mysterious Walker** (7-15, 6.81) proved no mystery to Federal League batters and a former Dodger teammate of Walker's, **Cy Barger** (4-15, 6.16) was equally unproductive.



Elmer Knetzer, Pittsburgh

Eighth place: St. Louis Terriers, 60-94, .390, -36 games

The Terriers actually over-performed for the first two-thirds of the season, conducting a spirited battle with Pittsburgh for fifth place through mid-August. As the end of the campaign neared, however, the Terriers fell into the cellar on August 18, with the team quickly moving to solidify their hold on the cellar by losing eight of their last 11 games in the month. September was no better, going 6-12, losing five of their last six games to end the season in last place.



Bob Groom, St. Louis

Only one full-time pitcher, **Bob Groom** (16-17, .319) was able to reach double figures in wins for St. Louis, a fact that revealed all one needed to know about the quality of the Terrier pitching staff. The only other hurler to win 10 or more games was **Doc Crandall** (11-12, 2.91), who played second base, when he was not taking a turn on the mound (.297, .425 OBP as a batter). No other pitcher won as many as eight games with **Dave Davenport** (8-15, 2.55), **Henry Keupper** (8-16, 4.60) and former Tiger **Ed Willett** (4-18, 5.13) rounding out a sub-par pitching rotation.

Compounding their difficulties, the Terriers finished last in team batting (.228) and OBP (.310) and next to last in fewest runs scored (579).

OF **Ward Miller** (.270, .360 OBP, 61 RBIs) and utilityman **Grover Hartley** (.281) performed well at times, but rest of the offense was almost non-existent with 2b **John Misse** (.172), SS **Al Bridwell** (.205, with 33 errors) and 3b **Al Boucher** (.214) all struggling to get on base. C **Mike Simon** (.198) was solid on defense, but failed to provide much help at the plate.

1914 Federal League Replay Inside the Pennant Race

	<i>Replay Results</i>			<i>Real Life Results</i>			
	<u>W-L</u>	<u>Pct</u>	<u>GB</u>		<u>W-L</u>	<u>Pct</u>	<u>GB</u>
Baltimore Terrapins	96-58	.623	--	Indianapolis Hoosiers	88-65	.575	--
Indianapolis Hoosiers	90-64	.584	6	Chicago Whales	87-67	.565	1
Chicago Whales	86-68	.558	10	Baltimore Terrapins	84-70	.545	4 ½
Brooklyn Tip Tops	82-72	.532	14	Buffalo Blues	80-		
71	.530	15					
Kansas City Packers	69-85	.448	27	Brooklyn Tip Tops	77-77	.500	11 ½
Buffalo Blues	68-86	.442	28	Kansas City Packers	67-84	.444	20
Pittsburgh Rebels	65-89	.422	31	Pittsburgh Rebels	64-86	.427	22 ½
St. Louis Terriers	60-94	.390	36	St. Louis Terriers	62-89	.411	25

Team v. Team Results

	<u>Balt</u>	<u>Indy</u>	<u>Chi</u>	<u>Bkn</u>	<u>KC</u>	<u>Buff</u>	<u>Pitt</u>	<u>StL</u>	<i>Wins</i>
Baltimore	-	12	10	13	18	13	17	13	96
Indianapolis	10	-	13	10	14	14	13	16	90
Chicago	12	9	-	15	10	14	12	14	86
Brooklyn	9	12	7	-	13	15	13	13	82
Kansas City	4	8	12	9	-	14	13	13	69
Buffalo	9	8	8	7	12	-	10	14	68
Pittsburgh	5	9	10	9	9	12	-	11	65
St. Louis	<u>9</u>	<u>6</u>	<u>8</u>	<u>9</u>	<u>9</u>	<u>8</u>	<u>11</u>	-	<u>60</u>
Losses	58	64	68	72	85	86	89	94	616

Read across for wins, down for losses

<u>East v East</u>	<u>W-L</u>	<u>Pct</u>	<u>GB</u>	<u>East v West</u>	<u>W-L</u>	<u>Pct</u>	<u>GB</u>
Baltimore	43-23	.652	--	Baltimore	53-35	.602	--
Brooklyn	37-29	.561	6	Brooklyn	45-43	.511	8
Buffalo	26-40	.394	17	Buffalo	42-46	.477	11
Pittsburgh	26-40	.394	17	Pittsburgh	39-49	.443	14
Total	132-132	.500	-	Total	179-171	.511	-

<u>West v West</u>	<u>W-L</u>	<u>Pct</u>	<u>GB</u>	<u>West v East</u>	<u>W-L</u>	<u>Pct</u>	<u>GB</u>
Indianapolis	43-23	.652	--	Chicago	53-35	.605	--
Chicago	33-33	.500	10	Indianapolis	47-41	.534	6
Kansas City	33-33	.500	12	St. Louis	37-51	.420	16
St. Louis	23-43	.348	20	Kansas City	36-52	.409	17
Total	132-132	.500	-	Total	171-179	.489	-

1914 Federal League Pennant Race month by month

Standings thru April 30

<u>April</u>	<u>W-L</u>	<u>Pct.</u>	<u>GB</u>	<u>Cumulative</u>	<u>W-L</u>	<u>Pct.</u>	<u>GB</u>
Indianapolis	14-4	.778	-				
Baltimore	13-5	.722	1				
Brooklyn	11-7	.611	3				
Kansas City	8-10	.444	6				
Chicago	8-10	.444	6				
Buffalo	6-12	.333	8				
Pittsburgh	6-12	.333	8				
St. Louis	6-12	.333	8				

April: Indy and Baltimore jump off to fast starts as 1914 replay gets underway.

Standings thru May 31

<u>May</u>	<u>W-L</u>	<u>Pct.</u>	<u>GB</u>	<u>Cumulative</u>	<u>W-L</u>	<u>Pct.</u>	<u>GB</u>
Indianapolis	19-7	.731	-	Indianapolis	33-11	.750	-
Chicago	15-11	.577	4	Baltimore	25-19	.568	8
St. Louis	15-11	.577	4	Chicago	23-21	.523	10
Baltimore	12-14	.462	7	Brooklyn	23-21	.523	10
Pittsburgh	12-14	.462	7	St. Louis	21-23	.477	12
Brooklyn	12-14	.462	7	Kansas City	19-25	.423	14
Kansas City	11-15	.423	8	Pittsburgh	18-26	.409	15
Buffalo	8-18	.308	11	Buffalo	14-30	.318	19

May: Hoosiers jump out to 8-game lead.

Standings thru June 30

<u>June</u>	<u>W-L</u>	<u>Pct.</u>	<u>GB</u>	<u>Cumulative</u>	<u>W-L</u>	<u>Pct.</u>	<u>GB</u>
Baltimore	18-10	.643	-	Indianapolis	49-23	.681	-
Brooklyn	17-11	.607	1	Baltimore	43-29	.597	6
Indianapolis	16-12	.571	2	Brooklyn	40-32	.556	9
Chicago	15-13	.536	3	Chicago	38-34	.528	11
Pittsburgh	13-15	.464	5	St. Louis	32-40	.444	17
Buffalo	12-16	.429	6	Pittsburgh	31-41	.431	18
St. Louis	11-17	.393	7	Kansas City	29-43	.403	20
Kansas City	10-18	.357	8	Buffalo	26-46	.361	23

June: Hoosiers retain commanding lead.

Standings thru July 31

<u>July</u>	<u>W-L</u>	<u>Pct.</u>	<u>GB</u>	<u>Cumulative</u>	<u>W-L</u>	<u>Pct.</u>	<u>GB</u>
Chicago	21-8	.724	-	Indianapolis	63-48	.624	-
Baltimore	19-10	.655	2	Baltimore	62-39	.614	1
Brooklyn	15-14	.517	6	Chicago	59-42	.584	4
Indianapolis	14-15	.483	7	Brooklyn	55-46	.545	8
Pittsburgh	14-15	.483	7	Pittsburgh	45-56	.446	18
Buffalo	13-16	.448	8	St. Louis	42-59	.416	21
Kansas City	10-19	.345	11	Kansas City	39-62	.386	24
St. Louis	10-19	.345	11	Buffalo	39-62	.386	24

July: Baltimore and Chicago catch up with Indy.

Standings thru August 31

<u>August</u>	<u>W-L</u>	<u>Pct.</u>	<u>GB</u>	<u>Cumulative</u>	<u>W-L</u>	<u>Pct.</u>	<u>GB</u>
Baltimore	18-10	.643	-	Baltimore	80-49	.620	-
Kansas City	17-11	.607	1	Indianapolis	77-52	.597	3
Chicago	16-12	.571	2	Chicago	75-54	.581	5
Buffalo	14-14	.500	4	Brooklyn	67-52	.563	8
Indianapolis	14-14	.500	4	Pittsburgh	58-71	.450	22
Pittsburgh	13-15	.464	5	Kansas City	56-73	.434	24
Brooklyn	12-16	.429	6	Buffalo	53-76	.411	27
St. Louis	8-20	.286	10	St. Louis	50-79	.388	30

Aug: Baltimore takes over first place, widens lead over Indy and Chicago. Buffalo escapes cellar.

Standings thru September 26 (Final)

<u>September</u>	<u>W-L</u>	<u>Pct.</u>	<u>GB</u>	<u>Cumulative</u>	<u>W-L</u>	<u>Pct.</u>	<u>GB</u>
Baltimore	16-9	.640	-	Baltimore	96-58	.623	-
Brooklyn	15-10	.600	1	Indianapolis	90-64	.584	6
Buffalo	15-10	.600	1	Chicago	86-68	.558	10
Indianapolis	13-12	.520	3	Brooklyn	82-72	.532	14
Kansas City	13-12	.520	3	Buffalo	69-85	.448	27
Chicago	11-14	.440	5	St. Louis	68-86	.442	28
St. Louis	10-15	.400	6	Kansas City	65-89	.422	31
Pittsburgh	7-18	.280	9	Pittsburgh	60-94	.390	36

Down the stretch

<u>August 1</u>	<u>W-L</u>	<u>Pct.</u>	<u>GB</u>	<u>August 11</u>	<u>W-L</u>	<u>Pct.</u>	<u>GB</u>
Indianapolis	63-39	.618	-	Indianapolis	67-44	.604	-
Baltimore	63-39	.618	-	Baltimore	67-44	.604	-
Chicago	60-42	.588	3	Chicago	67-44	.604	-
Brooklyn	56-46	.546	7	Brooklyn	64-58	.525	8

*Aug. 1: Balt, catches Indy; tied for first.
Aug 11: **Three-way tie** between Indy, Balt, Chi*

<u>August 26</u>	<u>W-L</u>	<u>Pct.</u>	<u>GB</u>	<u>Sept 3 Labor Day</u>	<u>W-L</u>	<u>Pct.</u>	<u>GB</u>
Baltimore	77-48	.664	-	Baltimore	82-51	.617	-
Indianapolis	76-49	.547	7	Indianapolis	78-55	.586	4
Chicago	74-50	.531	9	Chicago	77-56	.579	5

*Aug 26: **Balt takes over first place.**
Sept 3: Terps lead increases to 4 games*

<u>September 10</u>	<u>W-L</u>	<u>Pct.</u>	<u>GB</u>	<u>September 20</u>	<u>W-L</u>	<u>Pct.</u>	<u>GB</u>
Baltimore	88-52	.629	-	Baltimore	93-56	.624	-
Indianapolis	80-60	.571	8	Indianapolis	87-62	.584	6
Chicago	80-60	.571	8	Chicago	84-65	.564	9

*Sept 10: Balt stretches lead to 8 games.
Sept 20. **Terps clinch 1914 pennant.***

Team records Month by Month**Baltimore Terrapins**

<u>Month by month</u>	<u>W-L</u>	<u>Pct.</u>	<u>Cumulative</u>	<u>W-L</u>	<u>Pct.</u>	<u>Cumulative</u>
April	13-5	.722	April	13-5	.722	-1
May	12-14	.462	May	25-19	.568	-8
June	18-10	.643	June	43-29	.597	-6
July	19-10	.655	July	62-39	.614	-1
August	18-10	.643	August	80-49	.620	+1
September	16-9	.640	September	96-58	.623	+6
Total	96-68	.623				

Indianapolis Hoosiers

<u>Month by month</u>	<u>W-L</u>	<u>Pct.</u>	<u>Cumulative</u>	<u>W-L</u>	<u>Pct.</u>	<u>Cumulative</u>	GB
April	14-4	.778	April	14-4	.778	-	
May	19-7	.731	May	33-11	.750	-	
June	16-12	.571	June	49-23	.681	+6	
July	14-15	.483	July	63-38	.624	+1	
August	14-14	.500	August	77-52	.597	-3	
September	13-12	.520	September	90-64	.584	-6	
Total	90-64	.584					

Chicago Whales

<u>Month by month</u>	<u>W-L</u>	<u>Pct.</u>	<u>Cumulative</u>	<u>W-L</u>	<u>Pct.</u>	<u>Cumulative</u>	GB
April	8-10	.444	April	8-10	.444	-6	
May	15-11	.577	May	23-21	.523	-10	
June	15-13	.536	June	38-34	.528	-11	
July	21-8	.724	July	59-42	.584	-4	
August	16-12	.571	August	75-54	.581	-5	
September	11-14	.440	September	86-68	.558	-10	
Total	86-68	.558					

Brooklyn Tip Tops

<u>Month by month</u>	<u>W-L</u>	<u>Pct.</u>	<u>Cumulative</u>	<u>W-L</u>	<u>Pct.</u>	<u>Cumulative</u>	GB
April	11-7	.611	April	11-7	.611	-3	
May	12-14	.462	May	23-21	.523	-10	
June	17-11	.607	June	40-32	.556	-9	
July	15-14	.517	July	55-46	.584	-4	
August	12-16	.429	August	67-62	.563	-13	
September	15-10	.600	September	82-72	.532	-14	
Total	82-72	.532					

Kansas City Packers

<u>Month by month</u>	<u>W-L</u>	<u>Pct.</u>	<u>Cumulative</u>	<u>W-L</u>	<u>Pct.</u>	<u>Cumulative</u>	GB
April	8-10	.444	April	8-10	.444	-6	
May	11-15	.423	May	19-25	.432	-19	
June	10-18	.357	June	29-43	.403	-20	
July	10-19	.345	July	39-62	.416	-24	
August	17-11	.607	August	56-73	.434	-24	
September	13-12	.520	September	69-85	.448	-27	
Total	69-85	.448					

Buffalo Blues

<u>Month by month</u>	<u>W-L</u>	<u>Pct.</u>	<u>Cumulative</u>	<u>W-L</u>	<u>Pct.</u>	<u>Cumulative</u>	GB
April	6-12	.333	April	6-12	.333	-8	
May	8-18	.308	May	14-30	.318	-19	
June	12-16	.429	June	26-46	.361	-23	
July	13-16	.448	July	39-62	.386	-24	
August	14-14	.500	August	53-76	.406	-27	
September	15-10	.556	September	68-86	.442	-28	
Total	68-86	.442					

Pittsburgh Rebels

<u>Month by month</u>	<u>W-L</u>	<u>Pct.</u>	<u>Cumulative</u>	<u>W-L</u>	<u>Pct.</u>	<u>Cumulative</u>	GB
April	6-12	.333	April	6-12	.333	-8	
May	12-14	.462	May	18-26	.409	-15	
June	13-15	.464	June	31-41	.431	-18	
July	14-15	.483	July	45-56	.446	-18	
August	13-15	.464	August	58-71	.450	-22	
September	7-18	.280	September	65-89	.422	-31	
Total	65-89	.422					

St. Louis Terriers

<u>Month by month</u>	<u>W-L</u>	<u>Pct.</u>	<u>Cumulative</u>	<u>W-L</u>	<u>Pct.</u>	<u>Cumulative</u>	GB
April	6-12	.333	April	6-12	.333	-8	
May	15-11	.577	May	21-23	.477	-12	
June	11-17	.393	June	32-40	.444	-17	
July	10-19	.345	July	42-59	.416	-21	
August	8-20	.286	August	50-79	.388	-30	
September	10-15	.400	September	60-94	.390	-36	
Total	60-94	.390					

Home

<u>Home</u>	<u>W-L</u>	<u>Pct.</u>	<u>Away</u>	<u>W-L</u>	<u>Pct.</u>
Indianapolis	48-29	.623	Baltimore	50-27	.649
Baltimore	46-31	.597	Indianapolis	42-35	.545
Chicago	46-31	.597	Chicago	40-37	.519
Brooklyn	44-33	.581	Brooklyn	38-39	.494
Buffalo	37-40	.481	Buffalo	34-43	.442
St. Louis	37-40	.481	St. Louis	32-45	.416
Kansas City	35-42	.455	Kansas City	31-46	.403
Pittsburgh	33-44	.429	Pittsburgh	23-54	.299

Extra Inning games

	<u>W-L</u>	<u>Pct.</u>	One-run games	<u>W-L</u>	<u>Pct.</u>
Baltimore	13-4	.765	Baltimore	27-13	.675
Kansas City	6-6	.500	Indianapolis	29-23	.558
Brooklyn	8-9	.471	Brooklyn	23-23	.500
Chicago	8-9	.471	Chicago	25-26	.490
St. Louis	8-9	.471	Kansas City	20-21	.488
Indianapolis	7-8	.467	Buffalo	19-24	.442
Buffalo	6-8	.429	St. Louis	21-29	.420
Pittsburgh	4-7	.364	Pittsburgh	14-20	.412

1-0 games	W-L	Pct.	Shutouts	W-L	Pct.
Washington	11-4	.733	Kansas City	11-6	.647
Philadelphia	5-2	.714	Chicago	17-10	.630
Chicago	8-9	.471	Indianapolis	13-9	.591
Cleveland	5-6	.455	Baltimore	15-11	.577
Boston	6-9	.400	Pittsburgh	12-14	.462
New York	4-6	.400	Buffalo	15-19	.441
Detroit	2-3	.400	Brooklyn	10-15	.400
St. Louis	3-5	.375	St. Louis	13-23	.361

10+ runs scored in one game		10+ runs allowed in one game		Date	Score	Longest games	Innings
Baltimore	20	Pittsburgh	20	Sept 7	Chicago 3, Brooklyn 2		17
Kansas City	16	Brooklyn	18	June 18	Buffalo 3, Pittsburgh 1		15
Brooklyn	15	Buffalo	15	July 16	Chicago 5, Buffalo 4		15
Chicago	14	Kansas City	15	Aug 31	Chicago 4, Baltimore 1		15
Indianapolis	12	St. Louis	15	May 7	Chicago 2, Buffalo 1		14
Pittsburgh	11	Indianapolis	10	June 20	Indianapolis 7, Kansas City 6		14
St. Louis	11	Chicago	7	July 30	Indianapolis 4, Chicago 3		14
Buffalo	8	Baltimore	5	Aug 21	Pittsburgh 1, St. Louis 0		14
				Sept 4	Buffalo 4, Chicago 3		14

1914 Federal League Batting Leaders

<u>Batting Average (Min 477 PA)</u>			<u>On Base Pct. (Min 477 PA)</u>			<u>Runs Batted In</u>		
1	Benny Kauff, Ind	.379	Benny Kauff, Ind	.444	Steve Evans, Bkn	115		
2	Bill Kenworthy, KC	.344	Bill Kenworthy, KC	.411	Frank LaPorte, Ind	109		
3	Ted Easterly, KC	.342	Steve Evans, Bkn	.403	Charlie Hanford, Buff	97		
4	Steve Evans, Bkn	.341	Vern Duncan, Balt	.402	Dutch Zwilling, Chi	96		
5	Al Scheer, Ind	.329	Ted Easterly, KC	.395	Harry Swacina, Balt	95		
6	Hugh Bradley, Pitt	.326	Hugh Bradley, Pitt	.394	Bill Kenworthy, KC	91		
7	Frank LaPorte, Ind	.321	Al Scheer, Ind	.388	Fred Beck, Chi	90		
8	Tex McDonald, Pit-Bf	.316	Art Wilson, Chi	.384	Benny Kauff, Ind	88		
9	Vin Campbell, Ind	.313	Benny Meyer, Balt	.380	Al Wickland, Chi	83		
10	Vern Duncan, Balt	.311	Frank LaPorte, Ind	.372	Tex McDonald, Pit-Bf	81		
					Vern Duncan, Balt	81		
<u>Base Hits</u>			<u>Doubles</u>			<u>Triples</u>		
1	Benny Kauff, Ind	210	Benny Kauff, Ind	47	Bill Kenworthy, KC	t16		
2	Bill Kenworthy, KC	198	Bill Kenworthy, KC	45	Art Wilson, Chi	t16		
3	Steve Evans, Bkn	185	Steve Evans, Bkn	43	Tex Westerzil, Bkn	15		
4	Dutch Zwilling, Chi	181	Frank LaPorte, Ind	36	Benny Kauff, Ind	13		
5	Harry Swacina, Balt	180	Dutch Zwilling, Chi	34	Seven tied with	12		
6	Fred Beck, Chi	177	Jimmy Edmond, Ind	32				
7	Vern Duncan, Balt	174	Art Wilson, Chi	30				
8	Frank LaPorte, Ind	172	George Perring, KC	27				
9	Rebel Oakes, Pitt	169	Three tied with	26				
10	Bill McKechnie, Ind	166						
	Vin Campbell, Ind	166						
<u>Home runs</u>			<u>Runs scored</u>			<u>Bases on balls</u>		
1	Bill Kenworthy, KC	19	Benny Kauff, Ind	101	Benny Kauff, Ind	t87		
2	Dutch Zwilling, Chi	15	Vern Duncan, Balt	98	Al Wickland, Chi	t87		
3	Charlie Hanford, Buff	14	Benny Meyer, Balt	97	Bill Rariden, Ind	80		
4	Steve Evans, Bkn	14	Bill Kenworthy, KC	94	Vern Duncan, Balt	76		
5	Fred Beck, Chi	12	Steve Evans, Bkn	94	Chet Chadbourne, KC	75		
6	Art Wilson, Chi	11	Dutch Zwilling, Chi	90	Art Wilson, Chi	73		
7	Rebel Oakes, Pitt	11	Rebel Oakes, Pitt	87	Otto Knabe, Balt	72		
8	Al Halt, Bkn	10	Bill McKechnie, Ind	87	Ed Lennox, Pitt	67		
9	Six tied with	9	Al Wickland, Chi	87	Jimmy Savage, Pitt	66		
10					Joe Agler, Buff	65		
					Fred Jacklitsch, Balt	65		
<u>Stolen bases</u>			<u>Caught Stealing</u>			<u>Strikeouts</u>		
1	Benny Kauff, Ind	45	Benny Kauff, Ind	25	Grover Gilmore, KC	93		
2	Rollie Zeider, Chi	39	Rollie Zeider, Chi	16	Dutch Zwilling, Chi	84		
3	Hap Myers, Bkn	36	Bill Kenworthy, KC	16	Al Boucher, StL	82		
4	Baldy Loudon, Buff	30	Tom Downey, Buff	16	Fred Jacklitsch, Balt	80		
5	Dutch Zwilling, Chi	28	Charlie Hanford, Buff	16	Fred Smith, Buff	77		
6	Chet Chadbourne, KC	27	Baldy Loudon, Buff	15	Jack Farrell, Chi	76		
7	Joe Tinker, Chi	27	Grover Gilmore, KC	15	Charlie Hanford, Buff	72		
8	Claude Cooper, Bkn	26	Al Shaw, Bkn	15	Walter Blair, Buff	71		
9	Bill Kenworthy, KC	25	Benny Meyer, Balt	15	Joe Agler, Buff	70		
10	Jimmy Walsh, Balt	25	Mickey Doolin, Balt	15	Hughie Miller, StL	69		

<u>Sacrifice hits</u>			<u>Sacrifice flies</u>			<u>At bats</u>		
1	Otto Knabe, Balt	9	Harry Swacina, Balt	12	Bill McKechnie, Ind	629		
2	Fred Smith, Buff	8	Frank LaPorte, Ind	10	Harry Swacina, Balt	625		
3	Gene Krapp, Buff	8	Hugh Bradley, Pitt	10	Dutch Zwilling, Chi	617		
4	Benny Meyer, Balt	7	Otto Knabe, Balt	9	Chet Chadbourne, KC	601		
5	Charlie Carr, Ind	7	Jack Farrell, Chi	9	Rebel Oakes, Pitt	592		
6	Jack Quinn, Balt	7	Tex Westerzil, Bkn	9	Fred Beck, Chi	589		
7	Fred Anderson, Buff	7	Steve Evans, Bkn	9	Charlie Hanford, Buff	588		
8	Steve Yerkes, Pitt	6	Vern Duncan, Balt	8	Bill Kenworthy, KC	575		
9	Al Bridwell, StL	6	Fred Beck, Chi	8	Benny Kauff, Ind	575		
10	Tom Downey, Buff	6	Benny Kauff, Ind	8	Jimmy Esmond, Ind	569		
					Tom Downey, Buff	569		
<u>Games Appeared</u>			<u>Hit by pitch</u>			<u>Grounded into Double Plays</u>		
1	Dutch Zwilling, Chi	t154	Bill Kenworthy, KC	25	Harry Swacina, Balt	19		
2	Charlie Hanford, Buff	t154	Hugh Bradley, Pitt	18	George Perring, KC	18		
3	Harry Swacina, Balt	153	Vern Duncan, Balt	15	Art Wilson, Chi	18		
4	Al Wickland, Chi	153	Tex Westerzil, Bkn	15	Bill McKechnie, Ind	17		
5	Fred Beck, Chi	152	Ward Miller, StL	12	Al Boucher, StL	16		
6	Bill Kenworthy, KC	148	Steve Evans, Bkn	11	Baldy Loudon, Buff	16		
7	Tom Downey, Buff	147	Rebel Oakes, Pitt	10	Steve Evans, Bkn	15		
8	Jack Farrell, Chi	147	Mickey Doolin, Balt	7	Frank LaPorte, Ind	13		
9	Danny Moeller, Wash	147	Al Scheer, Ind	7	Joe Tinker, Chi	13		
10	Chet Chadbourne, KC	145	Four tied with	6	Fred Kommers, StL-Balt	13		
					Tex Westerzil, Bkn	13		
<u>Total Bases</u>			<u>Slugging (Min. 477 PA)</u>			<u>Low Bat Average (Min 250 PA)</u>		
1	Bill Kenworthy, KC	332	Bill Kenworthy, KC	.577	John Misse, StL	.172		
2	Benny Kauff, Ind	304	Benny Kauff, Ind	.529	Al Kaiser, Ind	.175		
3	Steve Evans, Bkn	284	Steve Evans, Bkn	.524	Claude Berry, Pitt	.191		
4	Dutch Zwilling, Chi	276	Art Wilson, Chi	.498	Hughie Miller, StL	.193		
5	Frank LaPorte, Ind	253	Frank LaPorte, Ind	.472	Ed Gagnier, Bkn	.194		
6	Fred Beck, Chi	246	Tex McDonald, Pitt-Buff	.469	Cy Rheam, Pitt	.195		
7	Rebel Oakes, Pitt	242	Ted Easterly, KC	.448	Ed Holly, Pitt	.196		
8	Charlie Hanford, Buff	237	Dutch Zwilling, Chi	.447	Mike Simon, Pitt	.198		
9	Tex McDonald, Pitt-Buff	227	Al Scheer, Ind	.434	Fred Smith, Buff	.203		
10	Art Wilson, Chi	219	Hugh Bradley, Pitt	.420	Al Bridwell, StL	.205		
	Vin Campbell, Inc	219			Harry Fritz, Chi	.205		
<u>Low OB Pct. (Min 250 PA)</u>								
1	Ed Gagnier, Bkn	.224						
2	Al Kaiser, Ind	.225						
3	Cy Rheam, Pitt	.227						
4	Ed Holly, Pitt	.239						
5	Jack Lewis, Pitt	.241						
6	Hughie Miller, Pitt	.246						
7	Claude Berry, Pitt	.246						
8	Mike Simon, Pitt	.251						
9	Fred Smith, Buff	.251						
10	Art Kruger, KC	.259						

1914 Federal League Pitching Leaders

<u>Earned Run Avg (Min. 154 IP)</u>		<u>Wins</u>	<u>Won-Lost Pct. (10 or more dec.)</u>	
1	Jack Quinn, Balt 1.87	Cy Falkenberg, Ind	28-10	Rankin Johnson, Chi 8-2 .800
2	Cy Falkenberg, Ind 1.94	Jack Quinn, Balt	28-13	Cy Falkenberg, Ind 28-10 .737
3	Claude Hendrix, Chi 1.97	George Suggs, Balt	25-10	Snipe Conley, Balt 11-4 .733
4	George Suggs, Balt 2.07	Ed LaFitte, Bkn	23-9	Ed Lafitte, Bkn 23-9 .719
5	Fred Anderson, Buff 2.21	Gene Packard, KC	23-10	George Suggs, Balt 25-10 .714
6	Gene Packard, KC 2.23	Claude Hendrix, Chi	22-11	Gene Packard, KC 23-10 .697
7	Doc Watson, Chi-StL 2.24	Geo. Kaiserling, Ind	21-11	Jack Quinn, Balt 28-13 .683
8	Geo. Kaiserling, Ind 2.26	Tom Seaton, Bkn	21-17	Claude Hendrix, Chi 22-11 .667
9	Russ Ford, Buff 2.29	Elmer Knetzer, Bkn	19-13	Geo. Kaiserling, Ind 21-11 .656
10	Ed Lafitte, Bkn 2.38	Russ Ford, Buff	18-10	Russ Ford, Buff 18-10 .643
<u>Shutouts</u>		<u>Strikeouts</u>		<u>Bases on balls</u>
1	Jack Quinn, Balt t7	Cy Falkenberg, Ind	228	Ed Lafitte, Bkn 138
2	Gene Packard, KC t7	Bob Groom, StL	222	Gene Krapp, Buff 117
3	Fred Anderson, Buff t7	Vic Mosely, Ind	204	Mysterious Walker, Pitt 111
4	Bob Groom, StL 6	Tom Seaton, Bkn	184	Tom Seaton, Bkn 107
5	Cy Falkenberg, Ind 5	Jack Quinn, Balt	183	Vic Mosely, Ind 105
6	Gene Krapp, Buff 5	Ed Lafitte, Bkn	162	Dave Davenport, StL 102
7	Rankin Johnson, Chi 5	George Suggs, Balt	158	Earl Moore, Buff 100
8	Five tied with 4	Claude Hendrix, Chi	149	Jack Quinn, Balt 98
9		Dave Davenport, StL	146	Nick Cullop, KC 98
10		Elmer Knetzer, Pitt	142	Elmer Knetzer, Pitt 97
<u>Innings Pitched</u>		<u>Hits allowed</u>		<u>Total runs allowed</u>
1	Jack Quinn, Balt 375.7	Nick Cullop, KC	361	Vic Mosely, Ind 160
2	Cy Falkenberg, Ind 361.0	Vic Mosely, Ind	330	Tom Seaton, Bkn 153
3	Tom Seaton, Bkn 335.0	Bob Groom, StL	314	Kaiser Wilhelm, Balt 142
4	Bob Groom, StL 322.0	Walt Dickson, Pitt	278	Mysterious Walker, Pitt 141
5	Vic Mosely, Ind 310.7	Henry Keupper, StL	277	Cy Barger, Pitt 140
6	Claude Hendrix, Chi 306.7	Howie Camnitz, Pitt	272	Nick Cullop, KC 134
7	George Suggs, Balt 304.7	Jack Quinn, Balt	267	Walt Dickson, Pitt 134
8	Gene Packard, KC 298.7	Tom Seaton, Bkn	264	Bob Groom, StL 132
9	Ed Lafitte, Bkn 291.7	Kaiser Wilhelm, Balt	263	Dwight Stone, KC 127
10	Geo. Kaiserling, Ind 286.3	Dwight Stone, KC	258	Henry Keupper, StL 127
				Earl Moore, Buff 127
<u>Earned runs allowed</u>		<u>Games Appeared</u>		<u>Games Started</u>
1	Vic Mosely, Ind 138	Cy Falkenberg, Ind	45	Jack Quinn, Balt 41
2	Mysterious Walker, Pitt 122	Vic Mosely, Ind	43	Cy Falkenberg, Ind 40
3	Cy Barger, Pitt 122	Jack Quinn, Balt	43	Vic Mosely, Ind 38
4	Bob Groom, StL 114	Tom Seaton, Bkn	42	Tom Seaton, Bkn 37
5	Kaiser Wilhelm, Balt 113	Bob Groom, StL	41	Bob Groom, StL 35
6	Dwight Stone, KC 108	Gene Packard, KC	41	George Suggs, Balt 35
7	Tom Seaton, Bkn 107	Walt Dickson, Pitt	41	Gene Packard, KC 34
8	Earl Moore, Buff 107	Five tied with	39	Howie Camnitz, Pitt 34
9	Henry Keupper, StL 106			Claude Hendrix, Chi 34
10	Nick Cullop, KC 102			Nick Cullop, KC 33
				Geo. Kaiserling, Ind 33

<u>Complete Games</u>		<u>Saves</u>		<u>Home Runs Allowed</u>			
1	Jack Quinn, Balt	32	George Mullin, Ind	4	Russ Ford, Buff	20	
2	Cy Falkenberg, Ind	31	Bob Groom, StL	3	Tom Seaton, Bkn	14	
3	George Suggs, Balt	27	Harry Billiard, Ind	3	Ben Harris, KC	14	
4	Gene Packard, KC	26	Dan Woodman, Buff	3	Happy Finneran, Bkn	14	
5	Claude Hendrix, Chi	25	Eleven tied with	2	Pete Henning, KC	13	
6	Ed Lafitte, Bkn	24			Doc Crandall, StL	12	
7	Tom Seaton, Bkn	22			Vic Mosely, Ind	12	
8	Geo. Kaiserling, Ind	22			Dwight Stone, KC	12	
9	Fred Anderson, Buf	21			Gene Krapp, Buff	12	
10	Bob Groom, StL	20			Earl Moore, Buff	11	
					Max Fiske, Chi	11	
<u>Wild pitches</u>		<u>Hit batsmen</u>		<u>Balks</u>			
1	Bob Groom, StL	t12	Elmer Knetzer, Pitt	11	Mordecai Brown, StL-Bkn	3	
2	Mysterious Walker, Pitt	t12	Vic Mosely, Ind	10	Fred Anderson, Buf	2	
3	Earl Moore, Buff	9	Harry Billiard, Ind	10	Bob Smith, Buff	1	
4	Claude Hendrix, Chi	9	Dave Davenport, StL	9	Snipe Conley, Balt	1	
5	Dan Adams, KC	9	Howie Camnitz, Pitt	9			
6	Fred Anderson, Buf	9	Cy Falkenberg, Ind	9			
7	Vic Mosely, Ind	7	Ed Willett, StL	9			
8	Dwight Stone, KC	7	Mike Prendergast, Chi	9			
9	Tom Seaton, Bkn	6	Five tied with	8			
10	Gene Krapp, Buff	6					
	Elmer Knetzer, Bkn	6					
<u>Games Lost</u>		<u>Worst W-L Pct. (10 Dec)</u>		<u>W-L</u>	<u>Pct</u>	<u>High ERA (60 IP min)</u>	
1	Nick Cullop, KC	10-24	Ed Willett, StL	4-18	.182	Mysterious Walker, Pitt	6.81
2	Ed Willett, StL	4-18	George LeClair, Pitt	2-8	.200	Pete Henning, KC	6.51
3	Earl Moore, Buff	6-18	Dan Adams, KC	3-12	.200	Rudy Sommers, Bkn	6.22
4	Howie Camnitz, Pitt	16-17	Cy Barger, Pitt	4-15	.211	Ben Harris, KC	6.22
5	Bob Groom, StL	16-17	Harry Moran, Buff	4-13	.235	Cy Barger, Pitt	6.16
6	Tom Seaton, Bkn	21-17	Earl Moore, Buff	6-18	.250	Tom McGuire, Chi	6.02
7	Harry Keupper, StL	8-16	Nick Cullop, KC	10-24	.294	Dwight Stone, KC	5.84
8	Five tied with	15	Mysterious Walker, Pitt	7-15	.318	George LeClair, Pitt	5.56
9			Pete Henning, KC	5-10	.333	Ed Willett, StL	5.13
10			Harry Keupper, StL	8-16	.333	Earl Moore, Buff	5.05
<u>Unearned runs allowed</u>							
1	Tom Seaton, Bkn	46					
2	Jack Quinn, Balt	37					
3	Walt Dickson, Pitt	35					
4	Ed Willett, StL	35					
5	Nick Cullop, KC	32					
6	Ed Lafitte, Bkn	31					
7	Kaiser Wilhelm, Balt	29					
8	Howie Camnitz, Pitt	29					
9	Doc Crandall, StL	29					
10	Al Schulz, Buff	28					

Terrapins land four players on 1914 Federal League All-Star team

The pennant-winning Baltimore Terrapins dominated the 1914 Federal League All-Star team with four players selected for All-Star honors. The Terps two leading pitchers, Jack Quinn and George Suggs, were picked among the top five pitchers while 1b Harry Swacina and LF Vern Duncan also were picked for the All-Star team.

The third-place Chicago Whales were represented by three players: C Art Wilson, CF Dutch Zwilling and P Claude Hendrix. The runner-up Indianapolis Hoosiers picked for All-Star honors were MVP Benny Kauff, who dominated the Federal League in hitting, and ace righthander Cy Falkenberg.

Kansas City placed two on the All-Star team: slugging 2b Bill Kenworthy, who led the league in home runs and slugging, and standout lefty Gene Packard, who included a no-hitter against Indianapolis on June 9 among his 23 wins.

Buffalo SS Baldy Loudon and Pittsburgh 3b Ed Lennox were the only players among the three teams lowest ranked in the standings to make the All-Star team. Only Brooklyn and last-place St. Louis failed to place a player on the All-Star squad.

Three Brooklyn players that just missed selection: outfielders Al Shaw (.361 in 100 games) and Steve Evans, who led the FL with 115 RBIs, and 3b Tex Wisterzil (.273, 69 RBIs). Other players who stood out, but did not earn All-Star honors included Baltimore RF Benny Meyer (.301, 7, .380), OF Tex McDonald, (.316, 9, .361) who split his year between Pittsburgh and Buffalo, Pitt CF Rebel Oakes (.285, 11, .314), Chicago 1b Fred Beck (.301, .356, 12 HR, 90 RBI), 2b Frank LaPorte (.321, 9, 109) and OF Al Scheer of Indianapolis (.329, 72 RBIs)

Pitchers worthy of All-Star inclusion were Pittsburgh's Elmer Knetzer (19-13, .251), Buffalo's Fred Anderson (15-14, 2.21), Brooklyn's duo of Ed Lafitte (23-9, 2.38) and Tom Seaton (21-17, 2.87) and Indianapolis's George Kaiserling (21-11, .226)

Player	Avg	OBP	G	AB	R	H	2b	3b	HR	RBI	BB	K	SB-CS	Sac	SF	HP	DP	E
C Art Wilson, Chi	.282	.384	125	440	82	124	30	16	11	57	73	67	1-5	0	6	4	17	7
1B Harry Swacina, Balt	.288	.308	153	625	71	180	26	10	1	95	21	24	10-10	5	12	2	19	23
2b Bill Kenworthy, KC	.344	.411	148	575	94	198	45	16	19	91	41	65	25-16	3	2	25	10	15
SS Baldy Loudon, Buff	.283	.364	124	463	66	131	11	3	5	47	56	49	30-15	3	3	5	16	33
3B Ed Lennox, Pitt	.269	.360	138	484	87	130	23	9	9	74	67	46	11-5	0	7	6	4	18
LF Vern Duncan, Balt	.311	.402	143	560	98	174	23	7	7	81	76	43	15-6	3	8	15	6	17
CF Dutch Zwilling, Chi	.293	.346	t154	617	90	181	34	8	15	96	48	84	28-11	5	5	4	12	17
RF Benny Kauff, Ind	.365	.444	142	575	101	210	47	13	7	88	t87	53	45-25	0	8	1	10	14

Pitchers	W-L	ERA	G	GS	CG	Sh	Sv	IP	H	R-ER	HR	BB	SO	HB	WP
Jack Quinn, Baltimore	t28-13	1.87	43	41	32	t7	0	375.7	267	115-78	9	98	183	6	2
Cy Falkenberg, Ind	t28-10	1.94	45	40	31	5	1	361.0	248	101-78	9	81	228	9	4
George Suggs, Baltimore	25-10	2.07	39	35	27	2	1	304.7	257	91-70	7	75	158	5	2
Gene Packard, KC	23-10	2.23	41	34	26	t7	2	298.7	207	91-74	8	95	121	5	1
Claude Hendrix, Chi	22-11	1.97	35	34	25	3	0	306.7	199	81-67	7	78	149	7	9
George Mullin, Ind (<i>relief</i>)	16-11	3.09	37	19	9	1	4	195.3	159	80-67	3	84	65	6	1

Most Valuable Player: Benny Kauff, Indianapolis

Cy Young : Jack Quinn, Baltimore

Reliever: George Mullin, Indianapolis


★ 1914 Federal League All Star Team ★




LF Vern Duncan, Balt



CF Dutch Zwilling, Chi



RF Benny Kauff, Indy




SS Bill Loudon, Det



2b Bill Kenworthy, KC




Ed Lennox, Pitt



C Art Wilson, Chi




1b Harry Swacina, Balt



P Cy Falkenberg, Ind



P Jack Quinn, Balt



P Geo Suggs, Balt



P Claude Hendrix.



Gene Packard, KC

1914 Federal League Team Totals

Federal League featured healthy offensive numbers; more power than anticipated

The inaugural season of the Federal League produced offensive output that exceeded expectations and, conversely, pitching quality that was less than anticipated.

Offensive numbers were higher than the two established major leagues, possibly because pitching in the Federal League was as deep as the AL or NL and, what pitching there was missing some of the game's greatest hurlers of the Deadball Era. While there were, of course, some standout pitchers, most teams could not roll out more than two established starters and had to rely on lesser quality pitching to round out their staffs.

Fourth place Brooklyn led the league in hitting (.276) and home runs (68). The Terps, however, had the best on-base percentage (.341) and led the league in runs scored (790). Baltimore also led the FL in ERA (3.41) and complete games (92).

Reflecting the lesser quality of pitching, home runs, relatively speaking, abounded in the Federal League with teams averaging 50 homers per team. Scoring was also considerably greater than the other two leagues, with teams averaging 677 runs scored. Also up were strikeouts and walks, with teams averaging almost 200 more strikeouts per team than the other two leagues, as well as an average of about 50 more bases on balls per team.

Batting	<u>Avg</u>	<u>OBP</u>	<u>G</u>	<u>AB</u>	<u>R</u>	<u>H</u>	<u>2B</u>	<u>3B</u>	<u>HR</u>	<u>RBI</u>	<u>BB</u>	<u>K</u>	<u>SB-CS</u>	<u>Sac</u>	<u>SF</u>	<u>HB</u>	<u>DP</u>	<u>E</u>
Brklyn	.276	.332	154	5407	755	1495	227	79	68	706	432	687	161-83	36	63	47	111	254
Balt	.274	.341	154	5352	790	1466	222	58	48	728	535	555	130-83	63	70	47	120	219
Indiana	.270	.333	154	5399	711	1460	247	73	46	658	505	722	132-74	37	55	27	110	200
KC	.270	.329	154	5333	691	1441	224	64	53	652	435	622	126-75	42	40	36	121	219
Chicago	.250	.319	154	5385	689	1345	196	59	56	618	536	719	153-73	34	55	39	115	194
Pitts	.245	.304	154	5281	632	1295	178	71	44	580	425	603	105-63	37	64	49	77	197
Buffalo	.233	.293	154	5101	567	1189	159	69	44	506	430	756	153-98	77	41	23	93	203
St Louis	.228	.294	154	5414	579	1172	161	66	43	500	467	696	122-55	50	45	31	99	199
FL average	.256	.318	154	5300	677	1358	202	67	50	619	471	670	135-76	47	54	37	106	211

Pitching	<u>W-L</u>	<u>ERA</u>	<u>Apr</u>	<u>GS</u>	<u>CG</u>	<u>Sh</u>	<u>Sv</u>	<u>IP</u>	<u>H</u>	<u>R-ER</u>	<u>HR</u>	<u>BB</u>	<u>SO</u>	<u>HB</u>	<u>WP</u>
Baltimore	96-58	2.90	230	154	92	15	5	1392.3	1271	586-449	44	420	782	27	17
Chicago	86-68	3.10	226	154	79	17	3	1400.7	1213	585-483	54	447	592	32	23
Indiana	90-64	3.23	232	154	81	12	8	1382.3	1264	621-496	42	449	649	44	25
Brooklyn	82-72	3.55	237	154	82	10	7	1375.3	1328	722-542	50	534	681	43	22
Buffalo	68-86	3.63	243	154	66	16	7	1376.0	1315	673-555	65	547	705	36	33
St. Louis	90-94	3.71	236	154	67	13	8	1376.3	1506	719-567	42	436	743	45	21
Pittsburgh	65-89	4.11	264	154	66	11	9	1379.0	1482	765-630	28	496	607	45	29
Kansas City	69-85	4.19	244	154	68	10	7	1349.3	1582	765-628	69	468	567	31	27
FL average	77-77	3.55	239	154	75	13	6	1379.0	1370	680-544	49	475	666	38	25

Balks Buffalo 3, St. Louis 2, Baltimore and Brooklyn 1 each.

1914 Baltimore Terrapins

96-58, .623, + 6 games

Player	Avg	OBP	G	AB	R	H	2b	3b	HR	RBI	BB	K	SB-CS	Sac	SF	HBP	DP	E
Fred Jacklitsch c	.249	.364	114	365	55	91	21	3	1	41	65	80	6-0	2	2	2	7	2
Harry Swacina 1b	.288	.308	153	625	71	180	26	10	1	95	21	24	10-10	5	12	2	19	23
Otto Knabe 2b	.206	.301	140	510	79	105	25	4	6	65	72	30	13-8	9	9	1	10	22
Mickey Doolin ss	.230	.303	141	517	64	119	17	6	3	61	50	59	6-15	4	7	7	10	33
Jimmy Walsh 3b	.280	.328	113	432	68	121	19	6	6	64	32	45	25-8	4	5	1	11	18
Hack Simmons lf	.287	.341	113	397	67	114	21	5	1	67	33	28	15-6	3	7	3	10	9
Vern Duncan cf	.311	.402	143	560	98	174	23	7	7	81	76	43	15-6	3	8	15	6	17
Benny Meyer rf	.301	.380	135	541	97	163	21	1	7	63	63	48	12-15	7	1	6	11	20
Fred Kommers of-a	.429	.442	24	49	11	21	1	0	1	9	2	5	1-0	0	1	0	1	2
Harvey Russell c	.312	.364	58	154	20	48	4	4	0	24	15	19	0-0	5	4	0	2	12
Guy Zinn lf	.300	.328	60	243	27	73	9	9	3	34	10	37	6-3	1	2	1	8	9
Frank Lobert if	.290	.313	10	31	5	9	0	1	0	4	1	2	0-0	0	0	2	1	0
Doc Kerr c-a	.286	.310	11	28	0	8	0	1	0	5	1	1	0-1	0	1	0	1	2
Johnny Bates lf	.275	.382	49	171	21	47	1	1	3	23	25	16	7-3	2	2	6	6	5
Jack McCandless of	.258	.324	11	31	6	8	0	1	0	1	1	0	0-0	0	0	2	1	0
Enos Kirkpatrick if	.225	.319	64	187	32	42	7	0	3	19	26	30	13-7	0	2	1	5	4
Medric Boucher if-t	.200	.200	15	15	4	3	1	0	0	2	0	1	0-0	0	0	0	0	1
Felix Chounaird if a,t	.063	.063	8	16	1	1	0	0	1	2	0	2	0-0	0	0	0	1	1
Pitchers	.290	.342	154	480	64	139	26	2	5	68	42	85	1-1	18	8	0	12	21
Team	.265	.333	154	5352	790	1416	222	58	48	728	535	555	130-83	63	70	47	120	219

PB Fred Jacklitsch 9, Harvey Russell 2, Doc Kerr 2.

OF assists Benny Meyer 9, Vern Duncan 8, Hack Simmons 5, Guy Zinn 1, Johnny Bates 1.

Pitcher HR Jack Quinn 4, George Suggs 1.

Player	W-L	ERA	G	GS	CG	Sh	Sv	IP	H	R-ER	HR	BB	SO	HB	WP
Jack Quinn	t28-13	1.87	43	41	32	t7	0	375.7	267	115-78	9	98	183	6	2
George Suggs	25-10	2.07	39	35	27	2	1	304.7	257	91-70	7	75	158	5	2
Kaiser Wilhelm	13-15	4.92	39	27	10	0	0	206.7	263	142-113	9	60	120	1	3
Snipe Conley	11-4	1.97	26	12	9	2	2	132.3	130	64-58	5	65	110	3	3
Frank Smith	11-7	3.54	32	21	9	4	2	183.0	170	91-72	9	39	86	2	5
Bill Bailey	6-7	4.13	17	17	5	0	0	126.3	130	64-58	5	64	110	3	3
Ducky Yount	1-0	5.81	15	0	0	0	0	26.3	31	17-17	1	19	23	2	0
John Allen	1-1	3.86	5	0	0	0	0	14.0	9	6-6	0	3	13	1	1
Vern Hughes	0-1	3.60	4	0	0	0	0	5.0	7	3-2	0	3	1	0	0
Team	96-58	2.90	230	154	92	15	5	1392.3	1271	586-449	44	420	782	27	17

Balk Ducky Yount

1914 Indianapolis Hoosiers
90-64, .584, second place, -6 games

Player	Avg	OBP	G	AB	R	H	2b	3b	HR	RBI	BB	K	SB-CS	Sac	SF	HBP	DP	E
Bill Rariden c	.216	.351	124	375	40	81	11	5	0	34	80	56	5-3	2	5	1	11	6
Charlie Carr 1b	.252	.303	106	385	40	97	13	8	3	50	29	43	3-4	7	4	1	8	9
Frank LaPorte 2b	.321	.372	136	536	80	172	36	9	9	109	50	52	5-3	5	10	0	13	20
Jimmy Esmond ss	.262	.306	144	569	68	149	32	9	4	74	37	58	15-7	3	6	2	10	44
Bill McKechnie 3b	.264	.317	144	629	87	166	19	3	2	55	49	39	5-12	4	5	2	17	15
Al Scheer lf	.329	.388	119	429	69	141	26	5	3	72	37	41	8-4	2	4	7	4	9
Vin Campbell cf	.313	.361	123	530	71	166	17	9	6	55	37	51	24-9	1	2	4	8	32
Benny Kauff rf	.365	.444	142	575	101	210	47	13	7	88	t87	53	45-25	0	8	1	10	14
Edd Roush lf-ph	.364	.392	85	187	40	68	14	5	4	35	10	19	4-2	1	5	2	4	0
Biddy Dolan 1b	.325	.404	33	123	17	40	4	4	2	16	14	17	2-0	0	1	3	4	4
Everett Booe of- t, a	.275	.326	14	40	6	11	1	2	0	7	3	7	0-0	0	0	0	1	1
George Textor	.243	.289	20	70	5	17	0	0	0	11	3	10	0-0	0	1	2	2	2
Carl Vandagriff if	.156	.209	43	147	20	23	4	0	1	8	10	14	8-5	1	1	0	2	9
Frank Rooney 1b	.125	.152	24	32	2	4	0	0	1	2	1	6	0-0	0	0	0	0	2
Bill Warren c	.111	.186	22	63	2	7	1	0	0	1	6	15	0-0	1	1	0	2	3
Pitchers	.142	.206	154	492	50	70	11	1	0	22	40	189	2-0	7	2	0	9	23
Team	.270	.333	154	5399	711	1460	247	73	46	658	505	722	132-74	37	55	27	110	200

PB Bill Rariden 8, Bill Warren 2, George Textor 1.
OF assists Benny Kauff 13, Vin Campbell 6, Al Scheer 4, Al Kaiser 2.
Pitcher HR none.

Player	W-L	ERA	G	GS	CG	Sh	Sv	IP	H	R-ER	HR	BB	SO	HB	WP
Cy Falkenberg	t 28-10	1.94	45	40	31	5	1	361.0	248	101-78	9	81	228	9	4
George Kaiserling	21-11	2.26	36	33	22	4	0	286.3	237	98-72	7	69	89	7	4
Vic Mosely	17-14	4.00	43	38	16	2	0	310.7	330	160-138	12	105	204	10	7
George Mullin	16-11	3.09	37	19	9	1	4	195.3	159	80-67	3	84	65	6	1
Harry Billiard	7-10	4.08	30	17	3	0	3	147.7	158	84-67	2	81	51	10	5
Frank Harter	1-3	10.06	8	1	0	0	0	17.0	21	20-19	0	4	6	0	0
Charlie Whitehouse	0-1	6.75	9	2	0	0	0	12.0	18	11-9	0	5	2	0	1
Katsy Kiefer	0-1	7.71	1	1	0	0	0	4.7	11	9-4	0	2	1	0	2
Ed Henderson	0-1	9.35	8	1	0	0	0	17.3	31	22-18	5	8	2	0	1
Ralph McConnaughey	0-2	7.12	15	2	0	0	0	30.3	51	36-24	4	10	1	2	0
Team	90-64	3.23	232	154	81	12	8	1382.3	1264	621-496	42	449	649	44	25

Balks none

1914 Chicago Whales
86-68, .558, third place, -10 games

Player	Avg	OBP	G	AB	R	H	2b	3b	HR	RBI	BB	K	SB-CS	Sac	SF	HBP	DP	E
Art Wilson, c	.282	.384	125	440	82	124	30	16	11	57	73	67	1-5	0	6	4	18	7
Fred Beck, 1b	.301	.356	152	589	80	177	21	6	12	90	50	62	8-0	2	8	5	11	14
Jack Farrell, 2b	.221	.295	147	538	46	119	21	5	1	58	57	76	5-4	5	9	3	5	25
Joe Tinker ss	.219	.287	119	442	50	97	16	5	3	43	43	32	27-6	3	3	0	13	39
Rollie Zeider 3b	.260	.321	119	497	79	129	11	2	1	45	41	30	39-16	3	5	6	9	23
Max Flack lf	.254	.315	135	539	65	137	16	0	0	50	44	63	13-13	5	1	4	7	6
Dutch Zwilling cf	.293	.346	154	617	90	181	34	8	15	96	48	84	28-11	5	5	4	12	17
Al Wickland, rf	.270	.364	153	567	86	153	19	9	9	83	87	56	14-11	1	6	0	7	17
Leo Kavanaugh if	.316	.381	6	19	4	6	0	0	0	0	2	2	0-0	0	0	0	0	1
Skipper Roberts-a	.250	.250	3	4	0	1	0	0	0	0	0	0	0-0	0	0	0	0	0
Jim Stanley if	.216	.387	51	116	19	25	4	0	0	10	28	17	10-2	0	1	5	5	5
Clem Clemens c	.212	.278	13	33	3	7	0	0	0	4	4	2	0-0	0	0	1	1	2
Bruno Block c	.210	.266	40	100	8	21	7	1	0	11	8	12	0-1	0	1	0	2	5
Austin Walsh-of, ph	.209	.225	63	134	15	28	6	4	1	13	2	22	2-0	0	1	1	4	1
Harry Fritz, 3b-if	.205	.271	64	200	22	41	3	1	1	14	17	19	4-4	5	2	2	5	7
Bill Jackson of	.189	.211	29	37	2	7	0	0	0	3	1	2	0-0	0	0	0	0	1
Jim Smith ss	.100	.182	3	10	0	1	1	0	0	1	1	0	0-0	0	0	0	0	1
Pitchers	.181	.233	154	503	38	91	7	2	2	40	32	133	2-0	5	7	4	15	23
Team	.250	.319	154	5385	689	1345	196	59	56	618	536	719	153-73	34	55	39	115	194

PB Art Wilson 12, Bruno Block 1.

OF assists Al Wickland 15, Max Flack 7, Dutch Zwilling 5.

Pitcher home runs Claude Hendrix 2.

Player	W-L	ERA	G	GS	CG	Sh	Sv	IP	H	R-ER	HR	BB	SO	HB	WP
Claude Hendrix	22-11	1.97	35	34	25	3	0	306.7	199	81-67	7	78	149	7	9
Max Fiske	13-10	3.94	33	22	9	1	0	178.3	192	93-78	11	66	75	2	0
Doc Watson-t	12-7	2.25	25	18	12	4	0	172.3	130	58-43	6	64	57	4	2
Erv Lange	12-11	3.18	34	22	11	2	0	204.0	170	87-72	2	53	90	5	4
Rankin Johnson	8-2	1.56	16	4	8	5	1	132.7	80	26-23	0	27	33	3	1
Mike Prendergast	8-1	2.80	28	19	8	0	0	189.3	158	76-59	6	63	93	9	3
Tom McGuire	6-8	6.02	26	12	3	0	2	98.7	119	75-66	10	62	24	2	0
Ad Brennan	5-6	4.74	16	11	3	2	0	79.7	92	50-42	9	25	37	2	4
Babe Sherman	0-1	14.10	1	1	0	0	0	5.0	13	9-8	0	3	0	1	0
Dave Black	0-2	6.62	12	1	0	0	0	34.0	60	30-25	3	6	34	0	0
Team	86-68	3.10	226	154	79	17	3	1400.7	1213	585-483	54	447	592	35	23

Balks none

No-hitter: Aug 4, Erv Lange 2-1 v. St. Louis

1914 Brooklyn Tip Tops
82-72, .532, fourth place , -14 games

Player	Avg	OBP	G	AB	R	H	2b	3b	HR	RBI	BB	K	SB-CS	Sac	SF	HBP	DP	E
Grover Land c	.274	.304	94	332	32	91	7	3	0	30	15	31	2-0	2	4	1	7	19
Hap Myers 1b	.244	.334	94	340	44	83	11	3	2	28	46	40	36-11	5	2	1	7	22
Solly Hofman 2b-of	.259	.313	139	549	79	142	26	12	5	75	42	65	23-12	4	6	4	8	25
Ed Gagnier ss	.194	.224	93	335	27	65	14	0	1	28	12	28	3-1	1	4	2	9	22
Tex Westerzil 3b	.273	.335	147	554	64	151	24	15	1	69	42	44	17-11	3	9	15	13	14
Claude Cooper lf	.279	.330	100	408	48	114	16	12	1	36	32	55	26-8	3	3	0	7	10
Al Shaw cf	.361	.417	100	396	77	143	24	5	9	72	42	55	20-15	1	6	0	5	11
Steve Evans rf-1b	.341	.403	144	542	94	185	43	7	14	115	51	54	13-7	1	9	11	15	22
George Anderson lf	.320	.364	73	303	48	97	8	3	3	29	20	31	0-10	1	2	2	1	8
Jim Delahanty if	.312	.410	77	234	47	73	17	3	1	21	34	26	2-1	2	0	5	9	9
Danny Murphy rf	.341	.409	48	179	33	61	6	0	8	33	24	15	3-0	1	5	0	5	8
Flx Chounaird util-t,a	.306	.336	35	108	13	33	1	1	1	14	3	3	16	8-	2	0	1	1
Art Griggs 1b	.287	.328	48	115	19	33	6	3	1	18	7	12	0-0	0	0	0	4	4
Al Halt ss	.230	.278	78	257	44	59	6	3	10	42	18	37	6-6	1	5	1	5	21
Yip Owens c	.219	.278	57	187	18	41	4	4	3	32	15	18	1-1	2	2	1	2	13
Art Watson c	.208	.232	20	53	5	11	2	1	3	15	2	11	0-0	0	1	0	0	6
Rinaldo Williams 3b	.308	.321	7	26	3	8	2	0	0	4	0	2	0-0	0	1	1	0	0
Pitchers	.215	.255	154	489	60	105	10	4	5	45	26	97	1-0	7	4	2	13	34
Team	.276	.332	154	5407	755	1495	227	79	68	76	432	637	161-83	36	63	47	111	254

PB Grover Land 15, Yip Owens 3, Art Watson 3.

OF assists Steve Evans 13, Claude Cooper 6, Geo. Anderson 3, Danny Murphy 3, Felix Chounaird 3, Solly Hofman 3 Al Shaw 2.
Pitcher HRs Ed Lafitte 3, Byron Houck 2.

Player	W-L	ERA	G	GS	CG	Sh	Sv	IP	H	R-ER	HR	BB	SO	HB	WP
Ed Lafitte	23-9	2.38	36	32	24	3	1	291.7	195	108-77	6	138	162	5	3
Tom Seaton	21-17	2.87	42	37	22	2	0	335.0	264	153-107	14	107	184	7	6
Happy Finneran	11-8	3.42	25	22	14	4	0	176.3	163	81-67	14	46	61	4	4
Bill Chappelle	6-3	2.31	17	5	3	0	1	58.3	66	24-15	2	19	19	4	1
Rudy Sommers	5-4	6.22	23	8	3	0	0	89.7	110	75-62	0	43	51	5	2
Byron Houck	5-7	4.98	17	9	4	0	2	81.3	89	50-45	7	51	48	6	2
Dan Marion	4-7	4.92	18	9	3	0	2	75.0	101	95-41	3	27	46	6	2
Mordecai Brown-a	3-4	4.72	9	8	3	0	1	55.3	77	35-29	2	14	31	1	1
Bert Maxwell	2-4	2.86	12	8	3	1	0	72.3	77	36-23	0	25	9	2	0
Fin Wilson	1-0	0.82	2	1	1	0	0	11.0	8	3-1	0	1	3	0	0
Jim Bluejacket	1-6	4.85	12	7	2	0	0	55.7	80	38-30	0	18	35	0	0
Joe Vernon	0-0	5.87	2	1	0	0	0	7.7	9	6-5	0	8	0	0	0
Rube Peters	0-1	3.79	15	3	0	0	0	38.0	47	21-16	1	16	11	1	0
Harold Juul	0-2	7.71	7	4	0	0	0	28.0	42	27-24	1	21	21	2	1
Team	82-72	3.55	237	154	82	10	7	1375.3	1328	722-542	50	534	681	43	22

Balks Mordecai Brown 1.

1914 Kansas City Packers
69-85, .448, fifth place, -27 games

Player	Avg	OBP	G	AB	R	H	2b	3b	HR	RBI	BB	K	SB-CS	Sac	SF	HBP	DP	E
Ted Easterly c	.342	.395	125	453	64	155	21	12	1	71	37	19	5-0	2	1	3	10	37
George Stovall 1b	.265	.300	119	453	46	120	22	5	6	58	25	40	5-1	4	5	0	12	9
Bill Kenworthy 2b	.344	.411	148	575	94	198	45	16	19	91	41	65	25-16	3	2	25	10	15
Pep Goodwin ss	.273	.324	113	381	53	104	12	5	5	51	28	27	1-7	3	3	2	8	14
George Perring 3b	.249	.331	137	478	69	119	27	5	2	68	62	45	5-5	5	7	0	18	19
Chet Chadbourne lf	.275	.353	145	601	82	165	23	3	1	59	75	47	27-14	2	4	0	12	13
Art Kruger cf	.219	.259	117	461	50	101	23	5	6	47	26	41	9-7	4	4	0	12	21
Grover Gilmore rf	.280	.338	134	535	72	150	15	3	3	56	49	93	22-15	5	4	0	12	18
Cliff Daringer if	.325	.356	65	191	23	61	0	1	0	18	8	11	13-3	1	1	2	2	11
Cad Coles of	.294	.317	77	231	35	68	9	4	0	30	7	39	9-3	0	1	1	7	6
John Potts of	.288	.419	48	111	22	32	2	0	0	8	24	17	2-0	0	0	1	1	3
Johnny Rawlings ss	.276	.348	60	203	17	56	7	0	0	22	23	29	3-2	2	1	0	1	14
Walter Tappan c	.238	.233	17	42	6	10	0	0	3	16	0	3	0-0	0	1	0	0	1
Jack Enzenroth c	.145	.192	22	69	6	10	3	1	0	3	4	17	0-1	1	0	0	2	5
Drummond Brown c	.101	.169	27	69	7	7	1	0	0	3	6	7	0-0	0	2	0	1	8
Pitchers	.175	.209	154	480	45	84	14	4	7	51	20	122	0-1	10	4	2	13	25
Team	.270	.327	154	5333	691	1441	224	64	53	652	435	622	126-75	43	40	36	121	219

PB Ted Easterly 16, Jack Enzenroth 2.

OF assists Grover Gilmore 13, Chad Chadbourne 12, Art Kruger 9, Cad Coles 5, John Potts 2.

Pitcher HRs Gene Packard 3, Chief Johnson 2, Dwight Stone 1, Dan Adams 1.

Player	W-L	ERA	G	GS	CG	Sh	Sv	IP	H	R-ER	HR	BB	SO	HB	WP
Gene Packard	23-10	2.23	41	34	26	t7	2	2298.7	207	91-74	8	95	121	5	1
Chief Johnson	12-7	3.22	20	19	12	1	0	165.0	162	74-59	7	39	75	3	2
Nick Cullop	10-24	3.25	37	33	12	1	2	282.7	361	134-102	8	98	132	8	4
Ben Harris	8-7	6.22	33	15	4	0	2	131.7	199	11-991	14	36	12	5	3
Dwight Stone	8-14	5.84	38	22	8	1	0	166.3	258	128-108	12	68	103	4	7
Pete Henning	4-10	6.51	33	15	4	0	1	131.3	179	116-95	13	47	45	3	1
Dan Adams	4-12	4.55	33	15	2	0	0	154.3	183	90-78	2	70	68	3	9
Ducky Swan	0-0	10.80	3	0	0	0	0	5.0	9	6-6	0	5	3	0	0
George Perring	0-0	4.50	1	0	0	0	0	2.0	4	1-1	0	2	1	0	0
George Hogan	0-1	10.22	5	1	0	0	0	12.3	20	15-14	5	8	7	0	0
Team	69-85	4.19	244	154	68	10	7	1349.3	1582	765-628	69	468	567	31	27

Balks none.

1914 Buffalo Blues
68-86, .442, sixth place, -28 games

Player	Avg	OBP	G	AB	R	H	2b	3b	HR	RBI	BB	K	SB-CS	Sac	SF	HBP	DP	E
Walter Blair c	.234	.300	114	354	29	83	8	1	0	34	35	71	6-1	5	4	0	3	34
Hal Chase 1b	.327	.365	78	300	45	98	21	6	1	43	22	23	15-9	2	7	0	3	8
Tom Downey 2b	.221	.277	147	569	52	126	17	4	1	49	43	49	20-16	6	5	3	6	19
Baldy Louden ss	.283	.364	124	463	66	131	11	3	5	47	56	49	30-15	3	3	5	16	33
Fred Smith 3b	.203	.251	130	479	43	97	10	12	3	39	31	77	5-9	8	2	1	10	17
Joe Agler lf-1b	.216	.315	125	453	64	98	18	8	3	45	65	70	21-9	3	4	2	6	6
Charlie Hanford cf	.257	.306	154	588	72	151	22	11	14	97	40	72	14-16	5	5	4	8	19
Tex McDonald rf-a	.300	.343	72	260	41	78	13	8	3	36	17	31	9-5	2	2	1	5	7
Clyde Engle 3b-a	.252	.304	28	103	13	26	4	0	0	6	6	16	2-3	2	1	2	2	4
Nick Allen c	.231	.268	36	78	4	18	2	0	0	3	4	8	1-2	1	0	0	2	8
Art LaVigne c	.230	.319	39	100	4	23	4	0	1	23	13	22	0-0	1	0	0	0	10
Frank Delahanty lf-t	.228	.283	70	281	36	64	9	7	5	29	22	27	8-3	2	3	1	3	8
Everett Booe lf-a,t	.225	.271	70	253	22	57	6	0	0	12	16	44	14-6	2	0	0	2	4
Larry Schaffly if	.206	.299	53	136	16	28	3	1	3	15	15	24	2-0	1	0	3	4	4
Del Young of-ph	.178	.190	77	163	15	29	1	2	4	19	3	26	0-1	3	2	0	3	1
Bill Collins of	.171	.194	20	35	2	6	1	2	0	1	1	3	0-0	2	0	0	1	0
Luther Bonin of	.195	.220	22	87	13	17	3	1	0	8	3	9	1-1	1	1	0	4	1
Pitchers	.148	.223	154	399	30	59	6	3	1	11	38	135	5-2	28	2	1	15	20
Team	.233	.293	154	5101	567	1189	159	69	44	506	430	756	153-98	77	41	23	93	203

PB Walter Blair 10, Art LaVigne 1, Nick Allen 1.

OF assists Tex McDonald 7, Joe Agler 6, Charlie Hanford 6, Del Young 6, Luther Bonin 6, Frank Delahanty 5, Bill Collins 2, Clyde Engle 1.

Pitcher HR Al Schulz.

Player	W-L	ERA	G	GS	CG	Sh	Sv	IP	H	R-ER	HR	BB	SO	HB	WP
Fred Anderson	15-14	2.21	33	28	21	7	0	252.7	178	69-62	7	30	110	2	9
Gene Krapp	15-12	2.85	32	29	17	5	0	233.7	190	86-74	12	117	136	7	6
Russ Ford	18-10	2.29	34	27	19	1	0	263.7	176	80-67	20	73	123	7	0
Al Schulz	8-13	4.24	29	23	2	1	1	176.3	192	111-83	2	94	109	7	2
Earl Moore	6-18	5.05	32	25	4	1	1	190.7	214	127-107	11	100	114	8	9
Harry Moran	4-13	.500	30	16	3	1	2	129.7	187	89-72	2	49	76	1	5
Dan Woodman	1-1	1.04	12	0	0	0	3	26.0	14	6-3	1	5	13	0	0
Ed Porray	1-2	5.12	8	3	0	0	0	31.7	46	28-18	2	18	3	1	0
Biff Schlitzer	0-0	22.50	3	0	0	0	0	4.0	16	14-10	0	1	0	0	0
Bob Smith	0-1	9.14	19	1	0	0	0	42.3	65	48-43	8	24	17	1	2
Joe Houser	0-2	5.68	11	2	0	0	0	25.3	37	18-16	0	6	4	2	0
Team	87-67	2.74	247	154	77	23	10	1384.3	1004	511-421	31	499	514	24	33

Balk Fred Anderson 2, Bob Smith 1.

1914 Pittsburgh Rebels
65-89, .422, seventh place, -31 games

Player	Avg	OBP	G	AB	R	H	2b	3b	HR	RBI	BB	K	SB-CS	Sac	SF	HBP	DP	E
Claude Berry c	.191	.246	115	409	28	78	17	9	1	30	31	58	1-2	2	7	1	9	21
Hugh Bradley 1b	.326	.394	126	436	55	142	17	12	0	71	38	29	7-1	1	10	18	4	10
Jack Lewis 2b	.214	.241	120	429	30	92	20	4	1	44	13	45	11-5	5	6	4	11	15
Ed Holly ss	.196	.239	90	321	29	63	7	0	1	30	20	55	4-3	1	6	0	6	16
Ed Lennox 3b	.269	.360	138	484	87	130	23	9	9	74	67	46	11-5	0	7	6	4	18
Davy Jones lf	.258	.349	90	325	50	84	9	5	2	23	46	29	5-8	2	1	0	4	3
Rebel Oakes cf	.285	.314	143	592	87	169	18	11	11	75	17	26	16-9	5	5	10	9	22
Jimmy Savage rf	.271	.358	126	483	76	131	11	6	3	29	66	42	22-12	3	2	0	6	12
Medric Boucher ph-a.455	.500		5	11	4	5	1	0	0	2	1	2	0-0	0	0	0	0	0
Felix Chounaird if, a-t	.379	.400	9	29	5	11	1	0	0	3	1		4	2-1	0	0	0	1
Mike Menosky lf	.349	.443	60	149	26	52	6	3	2	22	20	20	4-6	1	0	5	2	1
Tex McDonald of-t	.335	.381	67	224	42	75	10	4	6	45	18	11	6-2	2	2	0	2	12
Skipper Roberts c-t	.296	.313	47	108	14	32	5	2	2	19	3	21	2-0	1	1	0	2	3
Ralph Mattis of	.287	.356	34	94	11	27	5	0	0	4	10	11	1-1	0	0	0	0	3
Steve Yerkes ss-a	.237	.290	46	169	17	40	13	0	1	25	14	23	1-4	6	3	0	2	7
Frank Delahanty of-a.213	.276	.400	48	155	15	33	3	1	4	15	14	15	7-1	0	1	0	1	0
Cy Rheam 1b-if	.195	.227	63	220	15	43	6	1	0	25	8	32	2-2	2	7	3	1	11
Doc Kerr c-t	.169	.286	28	71	8	12	3	3	1	15	12	9	0-0	0	1	0	4	6
Jim Scott ss	.160	.233	9	25	3	4	1	0	0	5	3	5	1-0	0	2	0	0	2
Pitchers	.109	.145	154	470	23	51	1	1	0	18	19	109	0-0	5	1	1	7	34
Team	.245	.304	154	5281	632	1295	178	71	44	580	425	603	105-63	37	64	49	76	197

PB Claude Berry 16, Doc Kerr 6, Skipper Roberts 3.

OF assists Jimmy Savage 7, Rebel Oakes 4, Ralph Mattis 4, Bob Coulson 3, Davy Jones 3, Frank Delahanty 3, Tex McDonald 2, Mike Menosky 1.

Pitcher home runs none.

Player	W-L	ERA	G	GS	CG	Sh	Sv	IP	H	R-ER	HR	BB	SO	HB	WP
Elmer Knetzer	19-13	2.51	39	30	17	4	0	275.7	210	94-77	4	97	142	11	6
Walt Dickson	16-15	3.28	41	32	17	2	2	217.7	278	134-99	5	79	84	7	1
Howie Camnitz	16-17	2.99	38	34	19	3	0	285.7	272	124-95	4	91	117	9	2
Mysterious Walker	7-15	6.81	37	21	7	0	1	161.3	220	141-122	4	111	99	5	12
Cy Barger	4-15	6.16	39	25	4	1	0	178.3	244	140-122	3	62	85	8	4
Frenchy LeClair	2-8	.556	27	8	1	1	0	102.0	146	72-63	2	29	67	3	1
Willie Adams	1-4	4.29	8	1	0	0	1	23.0	56	15-13	2	12	1	0	2
Frank Allen	0-1	4.50	3	1	0	0	1	10.0	16	7-5	0	4	5	0	0
Team	65-89	4.11	264	154	66	11	6	1379.0	1482	765-630	28	496	607	45	29

Balks none.

1914 St. Louis Terriers
60-94, .390, eighth place, -36 games

Player	Avg	OBP	G	AB	R	H	2b	3b	HR	RBI	BB	K	SB-CS	Sac	SF	HBP	DP	E
Mike Simon c	.198	.251	85	273	24	54	9	2	2	31	20	27	0-0	4	5	1	6	11
Hughie Miller 1b	.193	.246	130	461	41	89	12	7	5	47	33	69	4-3	4	6	1	6	13
John Misse 2b	.172	.279	100	297	28	51	5	0	0	12	43	59	1-1	2	2	2	2	15
Al Bridwell ss	.205	.297	114	404	56	83	2	5	1	26	52	27	6-8	6	6	3	6	33
Al Boucher 3b	.214	.276	144	543	49	116	24	7	5	44	48	82	24-8	5	3	0	16	14
Ward Miller lf-cf	.270	.360	122	419	64	113	18	12	6	61	49	40	15-9	2	3	12	1	8
Delos Drake cf-lf	.255	.297	105	436	45	111	15	6	3	47	26	54	18-4	2	6	3	8	12
Johnny Tobin rf	.246	.306	128	541	72	133	8	8	6	38	48	50	20-9	3	3	0	7	15

Armando Marsans of.	.353	.411	16	51	9	18	4	0	0	4	5	1	8-4	0	0	0	1	1
Fielder Jones ph	.333	.333	6	6	1	2	0	0	0	0	0	0	0-0	0	0	0	0	0
Joe Mathes if	.304	.347	26	92	12	28	2	1	0	10	6	12	1-0	0	0	0	3	4
Doc Crandall p-2b	.297	.425	79	236	32	70	10	6	4	34	53	15	6-0	2	2	1	9	12
Grover Hartley c-if	.281	.312	83	256	28	72	19	2	2	29	12	32	3-3	0	1	0	5	11
Fred Kommers of-t	.271	.336	77	280	34	76	10	5	6	36	25	35	5-3	1	0	2	12	10
LaRue Kirby cf	.219	.281	52	201	20	44	12	4	1	24	16	29	10-3	4	2	2	7	7
Harry Chapman c	.201	.258	63	179	15	36	1	0	0	19	13	12	1-0	1	1	1	5	14
Manuel Cueto if	.154	.161	20	52	6	8	0	0	0	9	1	3	0-0	0	3	0	0	5
Pitchers <i>exc. Crandall</i>	.164	.204	154	414	43	68	10	1	2	27	18	118	0-0	14	2	3	5	14
Team	.228	.294	154	5141	579	1172	161	66	43	500	468	686	122-55	50	45	31	99	199

PB Mike Simon 5, Harry Chapman 4.

OF assists Johnny Tobin 8, Fred Kommers 8, Ward Miller 4, LaRue Kirby 3, Delos Drake 2.

Player	W-L	ERA	G	GS	CG	Sh	Sv	IP	H	R-ER	HR	BB	SO	HB	WP
Bob Groom	16-17	3.19	41	35	20	6	3	322.0	314	132-114	8	85	222	6	t12
Doc Crandall	11-12	2.91	29	20	10	2	2	185.7	198	89-60	12	41	108	7	0
Dave Davenport	8-15	2.55	33	26	10	2	1	226.0	177	89-64	3	102	146	9	3
Harry Keupper	8-16	4.60	39	25	9	2	0	207.3	277	127-106	4	44	90	8	2
Mordecai Brown-t	7-7	4.37	23	18	9	0	1	142.0	175	83-69	6	46	69	1	0
Doc Watson-a	4-5	2.23	10	8	4	0	0	76.7	52	21-19	1	28	17	4	0
Ed Willett	4-18	5.13	28	21	5	1	0	154.3	214	123-88	3	66	51	9	3
Ernie Herbert	2-4	6.60	25	1	0	0	1	45.0	69	37-33	4	21	30	1	1
Ted Welch	0-0	7.27	8	0	0	0	0	17.3	30	18-14	1	3	10	0	0
Team	60-94	3.71	236	154	67	13	8	1376.3	1506	719-567	42	436	743	45	21

Balks Mordecai Brown 2

1914 Federal League; Players with multiple teams

Everett Booe	Avg	OBP	G	AB	R	H	2B	3B	HR	RBI	BB	K	SB-CS	Sac	SF	HBP	DP	E
Indianapolis (2x)	.275	.326	14	40	6	11	1	2	0	7	3	7	0-0	0	0	0	1	1
Buffalo	.225	.271	70	253	22	57	6	0	0	12	16	44	14-6	2	0	0	2	4
Combined total	.232	.279	84	293	28	68	7	2	0	19	19	51	4-6	2	0	0	3	5
Medric Boucher	Avg	OBP	G	AB	R	H	2B	3B	HR	RBI	BB	K	SB-CS	Sac	SF	HBP	DP	E
Baltimore	.200	.200	15	15	4	3	1	0	0	2	0	1	0-0	0	0	0	0	1
Pittsburgh	.455	.500	5	11	4	5	1	0	0	2	1	2	0-0	0	0	0	0	0
Combined total	.308	.333	20	26	8	8	2	0	0	4	1	3	0-0	0	0	0	0	1
Felix Chounaird	Avg	OBP	G	AB	R	H	2B	3B	HR	RBI	BB	K	SB-CS	Sac	SF	HBP	DP	E
Brooklyn (3 times)	.306	.336	35	108	13	33	1	1	1	14	4	16	8-0	2	0	1	6	
Pittsburgh	.379	.400	9	29	5	11	1	0	0	3	1	4	2-1	0	0	0	1	0
Baltimore	.063	.063	8	16	1	1	0	0	1	2	0	2	0-0	0	0	0	1	0
Combined total	.294	.321	52	153	19	45	2	1	2	19	5	22	10-1	2	0	1	2	6
Frank Delahanty	Avg	OBP	G	AB	R	H	2B	3B	HR	RBI	BB	K	SB-CS	Sac	SF	HBP	DP	E
Buffalo	.228	.283	70	281	36	64	9	7	5	29	22	27	8-3	2	3	1	3	0
Pittsburgh	.213	.276	48	155	15	33	3	1	4	15	14	15	7-1	0	1	0	1	0
Combined total	.222	.281	118	436	51	97	12	8	9	44	36	42	15-4		24	1	4	0
Doc Kerr	Avg	OBP	G	AB	R	H	2B	3B	HR	RBI	BB	K	SB-CS	Sac	SF	HBP	DP	E
Pittsburgh	.169	.286	28	71	8	12	3	3	1	15	12	9	0-0	0	1	0	4	6
Baltimore	.286	.310	11	28	0	8	0	1	0	5	1	1	0-1	0	0	0	0	2
Combined total	.202	.292	39	99	8	20	3	4	1	20	13	10	0-1	0	1	0	4	8
Fred Kommers	Avg	OBP	G	AB	R	H	2B	3B	HR	RBI	BB	K	SB-CS	Sac	SF	HBP	DP	E
St. Louis	.271	.336	77	280	34	76	10	5	6	36	25	35	5-3	1	0	2	12	8
Baltimore	.429	.431	24	49	11	21	1	0	1	9	2	5	1-0		01	0	1	2
Combined total	.295	.351	101	329	45	97	11	5	7	45	27	40	6-3	1	1	2	13	1
Tex McDonald	Avg	OBP	G	AB	R	H	2B	3B	HR	RBI	BB	K	SB-CS	Sac	SF	HBP	DP	E
Pittsburgh	.335	.381	67	224	42	75	10	4	6	45	18	11	6-2	2	2	0	2	12
Buffalo	.300	.343	72	260	41	78	13	8	3	36	17	31	9-5	2	2	1	5	7
Combined total	.316	.361	139	484	83	153	23	12	9	81	35	42	15-7	4	4	1	7	19
Skipper Roberts	Avg	OBP	G	AB	R	H	2B	3B	HR	RBI	BB	K	SB-CS	Sac	SF	HBP	DP	E
Pittsburgh	.296	.313	47	108	14	32	5	2	2	19	3	21	2-0	1	1	0	2	3
Chicago	.250	.250	3	4	0	1	0	0	0	0	0	0	0-0	0	0	0	0	0
Combined total	.199	.287	73	221	23	44	3	1	0	17	27	10	2-5	6	2	1	3	11

Pitchers with multiple teams

Mordecai Brown	W-L	ERA	G	GS	CG	Sh	Sv	IP	H	R-ER	HR	BB	SO	HB	WP
St. Louis	7-7	4.37	23	18	9	0	1	142.0	175	83-69	6	46	69	1	0
Brooklyn	3-4	4.72	9	8	3	0	1	55.3	77	35-29	2	14	31	1	1
Combined total	10-11	4.47	32	26	12	0	2	197.3	252	118-98	8	60	100	2	1
Doc Watson	W-L	ERA	G	GS	CG	Sh	Sv	IP	H	R-ER	HR	BB	SO	HB	WP
Chicago	12-7	2.25	25	18	12	4	0	172.3	130	58-43	6	64	57	4	2
St. Louis	4-5	2.23	10	8	4	0	0	76.7	52	21-19	1	28	17	4	0
Combined total	16-12	2.24	35	26	16	4	0	249.0	182	79-62	7	92	74	8	2

1914 Federal League pinch hitting

A strength of the pennant-winning Baltimore Terrapins was the outstanding performers of their players off the bench, particularly their pinch-hitters. Terps pinch-hitters combined for a remarkable .350 batting average and .412 OBP, which helped them considerably in the late innings of close games. The Terps had 10 batsmen with a batting average of .300 or better in the pinch-hit category.

The best individual pinch-hitter was lefty **Fred Kommers** (6-14, .429), who was acquired by Baltimore after spending the first half of the season with Pittsburgh. Brooklyn's Enos Kirkpatrick walked six times to record a .667 OBP as a pinch-hitter. Indiana's Edd Roush had 10 pinch hits, including a pair of home runs.

Altogether, there were seven pinch-hit HRs in the replay, including:

Edd Roush, Indiana (2)	June 2, off Claude Hendrix, Chi; June 20, off Gene Packard, KC
George Stovall, KC	Aug 30, off Ben Chappelle, Bkn
Walter Tappan, KC	June 6, off George Mullin, Ind
Doc Kerr, Pitt	July 9, off Doc Watson, Chi
Felix Chouinard, Pitt	June 18, off Russ Ford, Buff
Grover Hartley, StL	June 25, off Russ Ford, Buff

Team pinch-hitting

Team	Avg	OBP	AB	H	2B	3B	HR	RBI	BB	Sac	SE	HB	DP
Baltimore	.350	.413	80	28	4	2	0	10	10	0	2	0	1
Kansas City	.281	.354	64	18	1	0	2	13	9	0	5	1	1
Buffalo	.225	.269	102	23	1	1	0	7	6	0	0	0	1
St. Louis	.222	.264	81	18	3	0	1	9	5	0	1	0	0
Pittsburgh	.205	.279	117	24	5	1	2	15	10	0	0	2	3
Indianapolis	.190	.227	84	16	3	0	2	3	3	0	1	0	2
Chicago	.186	.269	70	13	1	1	0	5	7	0	0	1	2
Brooklyn	.163	.200	80	18	1	2	0	10	3	1	1	1	4
League	.233	.290	678	158	19	17	7	72	53	1	10	5	14
<i>AL Average</i>	<i>.233</i>	<i>.290</i>	<i>85</i>	<i>20</i>	<i>2</i>	<i>2</i>	<i>1</i>	<i>9</i>	<i>7</i>	<i>0</i>	<i>1</i>	<i>1</i>	<i>2</i>

Pinch hit leaders

<u>Batting Avg. (Min 10 AB)</u>	<u>H/AB</u>	<u>Avg.</u>	<u>On base pct. (Min 10 PA)</u>	<u>OBP</u>	<u>Pinch hits</u>	<u>Hits</u>
Fred Kommers StL-Blt	6-14	.429	Enos Kirkpatrick, Balt	.667	Edd Rousch, Ind	10
Cy Rheam, Pitt	5-12	.417	Fred Kommers StL-Blt	.467	Del Young, Buff	8
Johnny Potts, KC	7-18	.389	Cy Rheam, Pitt	.462	Johnny Potts, KC	7
Harvey Russell, Balt	4-11	.364	Hack Simmons, Balt	.429	Art Griggs, Bkn	7
Hack Simmons, Balt	4-11	.364	Johnny Potts, KC	.421	Grover Hartley, StL	7
Art Griggs, Bkn	7-20	.350				

<u>Runs batted in</u>	<u>RBI</u>	<u>Bases on balls</u>	<u>BB</u>	<u>Pinch hit at</u>	
<u>bats AB</u>					
Art Griggs, Bkn	4	Enos Kirkpatrick, Balt	6	Edd Roush, Ind	39
Johnny Potts, KC	4	Larry Schafly, Buff	4	Del Young, Buff	35
Walter Tappan, KC	4	Mike Menosky, Pitt	4	Skip Roberts, Pitt-Chi	25
Cad Coles, KC	4	Two tied with	3	Two tied with	24

Doubles: Edd Roush, Ind 3

Triples: seven tied with 1

Home runs: Edd Roush, Ind 2

Baltimore Terrapins	<u>Avg</u>	<u>OBP</u>	<u>AB</u>	<u>H</u>	<u>2B</u>	<u>3B</u>	<u>HR</u>	<u>RBI</u>	<u>BB</u>	<u>Sac</u>	<u>SF</u>	<u>HE</u>	<u>DP</u>
Jack McCandless	1.000	1.000	1	1	0	0	0	0	0	0	0	0	0
Guy Zinn	.714	.714	7	5	0	1	0	3	0	0	0	0	0
Fred Kommers-a	.400	.455	10	4	0	0	0	1	1	0	0	0	0
Harvey Russell	.364	.385	11	4	1	1	0	2	1	0	1	0	0
Hack Simmons	.364	.429	11	4	0	0	0	2	3	0	1	0	0
Medric Boucher-t	.333	.333	6	2	1	0	0	1	0	0	0	0	0
Enos Kirkpatrick	.333	.667	6	2	0	0	0	0	6	0	0	0	0
Doc Kerr-a	.333	.333	3	1	0	0	0	0	0	0	0	0	0
Harry Swacina	.333	.333	3	1	0	0	0	0	0	0	0	0	0
Benny Meyer	.300	.300	10	3	1	1	0	1	0	0	0	0	0
Jimmy Walsh	.167	.167	6	1	1	0	0	0	0	0	0	0	0
Fred Jacklitsch	.000	.000	1	0	0	0	0	0	0	0	0	0	1
Frank Lobert	.000	.000	1	0	0	0	0	0	0	0	0	0	0
Felix Chounaird-a,t	.000	.000	4	0	0	0	0	0	0	0	0	0	0
Total	.350	.413	80	28	4	2	0	10	10	0	2	0	1

Indianapolis	<u>Avg</u>	<u>OBP</u>	<u>AB</u>	<u>H</u>	<u>2B</u>	<u>3B</u>	<u>HR</u>	<u>RBI</u>	<u>BB</u>	<u>Sac</u>	<u>SF</u>	<u>HE</u>	<u>DP</u>
Benny Kauff	1.000	1.000	1	1	0	0	0	0	0	0	0	0	0
George Textor	1.000	1.000	1	1	0	0	0	0	0	0	0	0	0
Frank LaPorte	.500	.500	2	1	0	0	0	0	0	0	0	0	0
Edd Roush	.256	.262	39	10	3	0	2	3	1	0	0	0	0
Vin Campbell	.250	.250	4	1	0	0	0	0	0	0	0	0	1
Al Scheer	.143	.143	7	1	0	0	0	0	0	0	0	0	1
Frank Rooney	.071	.071	14	1	0	0	0	0	0	0	0	0	0
Jim Esmond	.000	.000	1	0	0	0	0	0	0	0	0	0	0
Bill Rariden	.000	.000	1	0	0	0	0	0	0	0	0	0	0
Carl Vandagriff	.000	.000	1	0	0	0	0	0	0	0	0	0	0
Bill Warren	.000	.000	1	0	0	0	0	0	0	0	0	0	0
Bill McKechnie	.000	.000	2	0	0	0	0	0	0	0	0	0	0
Everett Booe-t, a	.000	.000	3	0	0	0	0	0	0	0	0	0	0
Al Kaiser	.000	.000	7	0	0	0	0	0	0	0	0	0	0
Total	.190	.227	84	16	3	0	2	3	3	0	1	0	2

Chicago	<u>Avg</u>	<u>OBP</u>	<u>AB</u>	<u>H</u>	<u>2B</u>	<u>3B</u>	<u>HR</u>	<u>RBI</u>	<u>BB</u>	<u>Sac</u>	<u>SF</u>	<u>HE</u>	<u>DP</u>
Max Flack	.667	.667	3	2	0	0	0	2	0	0	0	0	0
Jim Stanley	.400	.625	5	2	0	0	0	0	3	0	0	0	0
Bill Jackson	.273	.273	11	3	0	0	0	1	0	0	0	0	0
Harry Fritz	.143	.143	7	1	0	0	0	0	0	0	0	0	1
Austin Walsh	.125	.192	24	3	1	1	0	0	1	0	0	1	0
Bruno Block	.182	.250	11	2	0	0	0	1	1	0	0	0	0
Clem Clemens	.000	.000	2	0	0	0	0	1	0	0	0	0	0
Tom McGuire	.000	.333	2	0	0	0	0	0	1	0	0	0	0
Art Wilson	.000	.250	3	0	0	0	0	0	1	0	0	0	0
Skipper Roberts -a	.000	.000	2	0	0	0	0	0	0	0	0	0	0
Total	.186	.269	70	13	1	1	0	5	7	0	0	1	2

Brooklyn	<u>Avg</u>	<u>OBP</u>	<u>AB</u>	<u>H</u>	<u>2B</u>	<u>3B</u>	<u>HR</u>	<u>RBI</u>	<u>BB</u>	<u>Sac</u>	<u>SF</u>	<u>HB</u>	<u>DP</u>
Ed Gagnier	1.000	1.000	1	1	0	0	0	1	0	0	0	0	0
George Anderson	.667	.750	3	2	0	0	0	0	0	0	0	1	0
Tex Westerzil	.500	.500	4	2	0	1	0	1	0	0	0	0	0
Art Griggs	.350	.350	20	7	1	1	0	4	0	0	0	0	1
Jim Delahanty	.286	.375	7	2	0	0	0	0	1	0	0	0	0
Al Shaw	.250	.250	8	2	0	0	0	2	0	0	0	0	2
Grover Land	.250	.200	4	1	0	0	0	0	0	0	1	0	0
Felix Chouinard-a,t	.333	.333	9	3	0	0	0	1	0	0	0	0	0
Danny Murphy	.000	.000	1	0	0	0	0	0	0	0	0	0	0
Yip Owens	.000	.000	1	0	0	0	0	0	0	0	0	0	0
Art Watson	.000	.333	2	0	0	0	0	0	1	0	0	0	0
Al Halt	.000	.000	3	0	0	0	0	0	0	0	0	0	0
Steve Evans	.000	.000	4	0	0	0	0	0	0	0	0	0	0
Claude Cooper	.000	.000	6	0	0	0	0	0	0	0	0	0	0
Hap Myers	.000	.000	8	0	0	0	0	0	0	0	0	0	1
Total	.163	.200	80	18	1	2	0	10	3	1	1	1	4

Kansas City	<u>Avg</u>	<u>OBP</u>	<u>AB</u>	<u>H</u>	<u>2B</u>	<u>3B</u>	<u>HR</u>	<u>RBI</u>	<u>BB</u>	<u>Sac</u>	<u>SF</u>	<u>HB</u>	
Walter Tappan	.500	.500	4	2	0	0	1	4	0	0	0	0	0
George Stovall	.400	.500	5	2	0	0	1	4	1	0	0	0	0
Ted Easterly	.250	.400	4	1	0	0	1	1	1	0	0	0	0
John Potts	.389	.421	18	7	1	0	0	4	1	0	2	1	0
Drummond Brown	.250	.429	4	1	0	0	0	1	2	0	1	0	0
Cliff Daringer	.250	.250	4	1	0	0	0	0	0	0	0	0	1
Cad Coles	.190	.240	21	4	1	0	0	4	1	0	2	1	0
Grover Gilmore	.000	.333	0	0	0	0	0	2	1	0	2	0	0
Bill Kenworthy	.000	1.000	0	0	0	0	0	0	1	0	0	0	0
Pep Goodwin	.000	.333	2	0	0	0	0	0	1	0	0	0	0
George Perring	.000	.000	2	0	0	0	0	0	0	0	0	0	0
Total	.281	.354	64	18	1	0	2	13	9	0	5	1	1

Buffalo	<u>Avg</u>	<u>OBP</u>	<u>AB</u>	<u>H</u>	<u>2B</u>	<u>3B</u>	<u>HR</u>	<u>RBI</u>	<u>BB</u>	<u>Sac</u>	<u>SF</u>	<u>HB</u>	<u>DP</u>
Joe Agler	.429	.429	7	3	0	0	0	1	0	0	0	0	1
Fred Smith	.333	.333	3	1	0	0	0	1	0	0	0	0	0
Art LaVigne	.286	.286	7	2	0	0	0	0	0	0	0	0	0
Bill Collins	.250	.250	4	1	0	1	0	0	0	0	0	0	0
Hal Chase	.250	.250	4	1	0	0	0	1	0	0	0	0	0
Del Young	.229	.250	35	8	1	0	0	3	1	0	0	0	0
Larry Schafly	.167	.375	12	2	0	0	0	0	4	0	0	0	0
Baldy Louden	.143	.143	7	1	0	0	0	0	0	0	0	0	0
Everett Booe-a, t	.111	.100	9	1	0	0	0	1	0	0	1	0	0
Frank Delahanty-t	.000	.000	1	0	0	0	0	0	0	0	0	0	0
Clyde Engle-a	.000	.000	1	0	0	0	0	0	0	0	0	0	0
Tex McDonald-a	.000	.000	5	0	0	0	0	0	0	0	0	0	0
Nick Allen	.000	.143	6	0	0	0	0	0	1	0	0	0	0
Total	.225	.269	102	23	1	1	0	7	6	0	0	0	1

<u>Pittsburgh</u>	<u>Avg</u>	<u>OBP</u>	<u>AB</u>	<u>H</u>	<u>2B</u>	<u>3B</u>	<u>HR</u>	<u>RBI</u>	<u>BB</u>	<u>Sac</u>	<u>SF</u>	<u>HB</u>	<u>DP</u>
Ed Lennox	1.000	1.000	4	4	1	0	0	2	1	0	0	0	0
Felix Chouinard	1.000	1.000	1	1	0	0	1	1	0	0	0	0	0
Cy Rheam	.417	.462	12	5	1	1	0	1	0	0	0	1	0
Doc Kerr-t	.400	.400	5	2	1	0	0	1	0	0	0	0	1
Ralph Mattis	.286	.375	7	2	0	0	0	2	1	0	0	0	0
Jimmy Savage	.286	.286	7	2	0	0	0	0	0	0	0	0	0
Medric Boucher-a	.250	.250	4	1	1	0	0	2	0	0	0	0	0
Mike Menosky	.200	.360	20	4	0	0	0	3	4	0	0	1	0
Frank Delahanty-a	.167	.286	6	1	0	0	0	0	1	0	0	0	0
Tex McDonald-t	.167	.167	6	1	0	0	0	1	0	0	0	0	0
Hugh Bradley	.167	.167	6	1	0	0	0	0	0	0	0	0	0
Davy Jones	.111	.200	9	1	1	0	0	0	1	0	0	0	0
Skip Roberts -t	.087	.087	23	2	1	0	0	1	0	0	0	0	1
Rebel Oakes	.000	.000	1	0	0	0	0	0	0	0	0	0	0
Ed Holly	.000	.000	3	0	0	0	0	0	0	0	0	0	0
Jack Lewis	.000	.000	3	0	0	0	0	0	0	0	0	0	1
Claude Berry	-	1.000	0	0	0	0	0	0	1	0	0	0	0
Total	.205	.279	117	24	5	1	2	15	10	0	0	2	3

<u>St. Louis</u>	<u>Avg</u>	<u>OBP</u>	<u>AB</u>	<u>H</u>	<u>2B</u>	<u>3B</u>	<u>HR</u>	<u>RBI</u>	<u>BB</u>	<u>Sac</u>	<u>SF</u>	<u>HB</u>	<u>DP</u>
Fred Kommers-t	.500	.500	4	2	0	0	0	0	0	0	0	0	0
Mike Simon	.500	.500	4	2	1	0	0	2	0	0	0	0	0
Fielder Jones	.333	.333	6	2	0	0	0	2	0	0	0	0	0
Al Boucher	.333	.333	3	1	0	0	0	0	0	0	0	0	0
Jack Tobin	.333	.333	3	1	0	0	0	0	0	0	0	0	0
Ward Miller	.300	.333	10	3	0	0	0	1	1	0	1	0	0
Grover Hartley	.292	.292	24	7	2	0	1	2	0	0	0	0	0
Harry Chapman	.143	.250	7	1	0	0	0	2	1	0	0	0	0
Armando Marsans	.000	.000	1	0	0	0	0	0	0	0	0	0	0
Ralph Mathis	.000	.000	1	0	0	0	0	0	0	0	0	0	0
Doc Crandall	.000	.333	2	0	0	0	0	0	1	0	0	0	0
Al Bridwell	.000	.333	2	0	0	0	0	0	1	0	0	0	0
Manuel Cueto	.000	.000	2	0	0	0	0	0	0	0	0	0	0
LaRue Kirby	.000	.000	2	0	0	0	0	0	0	0	0	0	0
John Misse	.000	.50	3	0	0	0	0	0	1	0	0	0	0
Hughie Miller	.000	.000	3	0	0	0	0	0	0	0	0	0	0
Delos Drake	.000	.000	4	0	0	0	0	0	0	0	0	0	0
Total	.222	.264	81	18	3	0	1	9	5	0	1	0	0

<u>Two or more teams</u>	<u>Avg</u>	<u>OBP</u>	<u>AB</u>	<u>H</u>	<u>2B</u>	<u>3B</u>	<u>HR</u>	<u>RBI</u>	<u>BB</u>	<u>Sac</u>	<u>SF</u>	<u>HB</u>	<u>DP</u>
Fred Kommers StL-Blt	.429	.467	14	6	0	0	0	1	1	0	0	0	0
Medric Boucher Blt-Pit	.300	.300	10	3	2	0	0	2	0	00	0	0	0
Felix Chouinard (3 tm)	.296	.286	14	4	0	0	1	2	0	0	0	0	0
Frnk Delahanty Bf-Pit	.143	.250	7	1	0	0	0	0	1	0	0	0	0
Tex McDonald Pit-Buf	.091	.091	11	1	0	0	0	1	0	0	0	0	0
Skip Roberts Pitt-Chi	.087	.087	25	2	0	0	0	1	0	0	0	0	1
Everett Booe Ind-Buf	.083	.077	12	1	0	0	0	1	0	0	1	0	0

1914 Federal League Batting Highlights

Cycle

none

Two home runs in one game

Apr 17	Hughie Miller, StL	Chi	3R HR, solo HR, 3-5, 5 RBI in 8-7 win
May 11	Al Boucher, StL	Pitt	Two solo homers, both off Willie Adams, in 4-3 win
May 21	Fred Beck, Chi	Buff	2R HR, solo HR, both off Earl Moore, 2R single, 9-1 win
June 5	<i>Jack Quinn, Balt</i>	Buff	Two 2R home runs, RBI single, 5 RBI in 13-3 win
June 3	Fred Kommers, StL	Chi	Two solo HRs, one off Erv Lange, one off Dave Black in 12-5 loss
June 7	Al Kaiser, Ind	StL	2R HR, solo HR, both off Doc Crandall in 4-2 win
June 28	Pep Goodwin, KC	Bkn	3R HR, solo HR, both off Happy Finneran in 7-6 loss
June 28	Steve Evans, Bkn	KC	Two solo HRs, but off Ben Harris, in 7-6 win
June 30	Byron Houck, Bkn	Ind	Two 2R HRs, 5 RBI in 20-5 win
July 7	Bill Kenworthy, KC	Buff	3R HR, solo HR, both off Earl Moore, in 8-0 win
July 8	Ward Miller, StL	Bkn	Two solo HRs, both off Happy Finneran in 5-2 win
Aug 1	Steve Evans, Bkn	Buff	2R HR, solo HR, RBI triple, 4-5 in 7-6 win

Five or more RBI in one game (*pitchers in italics*)

<u>Date</u>	<u>Batter</u>	<u>Opp</u>	<u>RBI</u>	<u>Description</u>
Apr 16	Bill McKechnie, Ind	KC	5	3R HR, RBI 2R single in 15-1 win
Apr 17	Hughie Miller, StL	Chi	5	3R HR, solo HR, RBI single in 8-7 win
Apr 25	Frank LaPorte, Ind	StL	6	3R double, 2R single, RBI single in 14-0 win
May 9	<i>Jack Quinn, Balt</i>	KC	6	4-6, 3R HR, 3R double, in 18-5 win; threw five-hitter
May 15	Charlie Hanford, Buff	KC	5	3-4, three singles, BB, 2 runs, SB in 13-6 win
May 17	Al Scheer, Ind	Pitt	5	2R triple, 2R single, RBI single, HBP in 8-6 win
May 21	Fred Beck, Chi	Buff	5	2R HR, solo HR, 2R single, 9-1 win
May 24	Vern Duncan, Balt	KC	8	3R HR, 2R single, two RBI singles, groundout RBI in 16-1 win
June 5	<i>Jack Quinn, Balt</i>	Buff	5	Two 2R home runs, RBI single, 3 runs in 13-3 win
June 30	<i>Byron Houck, Bkn</i>	Ind	5	Two 2R home runs, RBI single, 3 runs in 20-5 win
July 1	Ward Miller, StL	Balt	5	Grand slam HR, RBI triple in 9-2 win
July 2	Fred Beck, Chi	Buff	5	2R single, three RBI singles, 5-5, in 11-1 win
July 17	Solly Hofman, Bkn	Ind	6	3R home run, 3R triple in 8-7, 10-inning win
Aug 3	Baldy Loudon, Buff	Balt	5	3R HR, 2R single in 9-3 win
Aug 9	Delos Drake, StL	Ind	5	3R triple, two RBI singles, 3-6 in 17-1 win
Aug 18	Charlie Hanford, Buff	Chi	6	3R triple, 3R double in 9-6, 10-inning win
Sept 10	Al Wickland, Chi	Pitt	8	3-5, 3R HR, 2R triple, 2R single, groundout RBI in 14-10 win
Sept 17	Frank LaPorte, Ind	Chi	5	2-4, bases-loaded triple, 2R triple in 5-1 win
Sept 21	Johnny Bates, Balt	Bkn	5	4-6, two 2R singles, RBI single in 19-3 win
Sept 21	Austin Walsh, Balt	Bkn	5	3-5, 3R HR, two RBI singles, 3 runs, BB in 19-3 win
Sept 23	Steve Evans, Bkn	Pitt	6	4-6, 2R double, 2R single, two RBI singles in 16-3 win
Sept 25	Solly Hofman, Bkn	Pitt	7	4-6, 3R HR, 2R double, two RBI singles in 13-5 win
Sept 26	Charlie Hanford, Buff	Balt	5	2-3, 3R HR, two sac flies in 6-1 win
Sept 26	George Perring, KC	Ind	5	3-4, bases-loaded triple, RBI double, SF, BB, 3 runs in 19-3 win

Grand slam home runs

<u>Date</u>	<u>Batter</u>	<u>Opp pitcher</u>
June 27	Dutch Zwilling, Chi	Jack Quinn, Balt
July 1	Ward Miller, StL	Frank Smith, Balt
Aug 21	Dutch Zwilling, Chi	Bill Chappelle, Bkn

Back-to-back home runs

<u>Date</u>	<u>Batters</u>	<u>Opp pitcher</u>	<u>Description</u>
May 24	Tex McDonald, Mike Menosky, Pitt	Ernie Herbert, Pitt	Both solo home runs
June 5	Jack Quinn, Vern Duncan, Balt	Bob Smith, Buff	Quinn 2R HR, Duncan solo HR in 13-3 win
June 16	Hap Myers, Al Shaw, Bkn	George Suggs, Balt	Myers 2R HR, Shaw solo HR in 7-3 win
June 22	Vern Duncan, Guy Zinn, Balt	Russ Ford, Buff	Duncan 2R HR, Zinn solo HR in 6-4 loss
July 11	Guy Zinn, Benny Meyer, Vern Duncan	Max Fiske, Chi	3 consec solo homers in 5-3 Balt loss
Aug 12	Ted Easterly, <i>P Gene Packard</i> , KC	Hap Finneran, Bkn	Easterly 3R HR, Packard solo HR
Aug 22	Tex Westerzil, Al Halt, Bkn	Ad Brennan, Chi	Both solo home runs

Leadoff home runs

<u>Date</u>	<u>Batter</u>	<u>Opp pitcher</u>
Apr 30	Edd Roush, Ind	Ben Harris, KC
May 28	Vin Campbell, Ind	Jack, Quinn, Balt
July 30	Frank Delahanty, Pitt	Bill Bailey, Balt
June 13	Jimmy Savage, Pitt	Kaiser Wilhelm, Balt
Aug 13	Frank Delahanty, Pitt	Vic Mosely, Ind
Aug 31	Jack Tobin, StL	Gene Krapp, Buff



Pittsburgh's Frank Delahanty hit a home run to lead off a game two times during the 1914 season.

Pinch hit home runs

<u>Date</u>	<u>Batter</u>	<u>Opp pitcher</u>
Apr 13	John Potts, KC	Doc Crandall, StL
June 2	Edd Roush, Ind	Claude Hendrix, Chi
June 6	Walter Tappan, KC	George Mullin, Ind
June 18	Felix Chouinard, Pitt	Russ Ford, Buff
June 20	Edd Roush, Ind	Gene Packard, KC
June 25	Grover Hartley, StL	Russ Ford, Buff
July 9	Doc Kerr, Pitt	Doc Watson, Chi
July 11	Guy Zinn, Balt	Max Fiske, Chi
Aug 30	George Stovall, KC	Bill Chappelle, Bkn



OF Edd Roush hit two pinch-hit HRs for the Indianapolis Hoosiers.

Notable performances, team

<u>Date</u>	<u>Team</u>	<u>Opponent</u>	<u>Description</u>
Apr 12	Balt	Pitt	20 hits in 13-6 win, inc. 4 hits by Benny Meyer, 3 by P Kaiser Wilhelm
Apr 13	Ind	Chi	10 bases on balls , 9 by Tom McGuire, Chi; 11-9 win
Apr 13	Chi	Ind	11 bases on balls , 10 by George Mullin, Ind, 11-9 loss
Apr 16	Ind	KC	Three home runs (LaPorte, McKechnie, Scheer) in 15-1 win
Apr 26	Pitt	Buff	20 hits , 3b, two doubles, 17 singles in 11-2 win
Apr 28	Pitt	Bkn	Seven extra-base hits in 11-3 win; 2R HR, 3 triples, 3 doubles
May 6	Balt	Stl	Seven extra-base hits in 8-1 win; RBI triple, six doubles
May 9	Pitt	StL	23 hits in 15-4 win; eight straight hits in 5 th inning in 15-4 win
May 9	Balt	KC	26 hits in 18-5 blowout win; Jack Quinn HR, eight straight hits in 3 rd in 18-5 win
May 14	KC	Buff	21 hits in 14-3 romp; P Gene Packard 3-5, 3 RB
May 24	Pitt	StL	3 home runs in 7th inng. , all off Ernie Herbert (Lennox, McDonald, Menosky)
May 26	Chi	Pitt	10 bases on balls , inc. five walks in 4th inng. , 13-10 loss
June 3	Bkn	Pitt	Seven straight hits in five-run 1 st inning in 11-5 win
June 4	StL	Chi	Three home runs (Jack Tobin, Ward Miller, Al Boucher) in 6-4 win
June 5	Balt	Buff	20 hits , inc. two 2R home runs, 5 RBI by P Jack Quinn, 13-3 win
June 16	Ind	StL	21 hits , 2b, triple, 19 singles in 10-0 win
June 17	Balt	Bkn	Eight extra-base hits ; two triples, six 2b, in 10-0 win
June 21	Bkn	Pitt	25 hits, eight extra-base hits (triple, 7 doubles) in 11-1 win
June 23	Balt	Buff	10 runs in sixth inning on nine hits, 16 batters in 18-3 win
June 25	StL	Buff	4 home runs (Hartley, Tobin, H.Miller solo HRs, Kommers 3R HR) in 9-7 loss
June 28	KC	Bkn	Three home runs (Pep Goodwin 2 HR, Grover Gilmore 1 HR) in 7-6 loss
June 30	Bkn	Ind	20 runs, 28 hits, P Byron Houck 2 HR , 5 RBI in 20-5 win
July 4 #1	Buff	Ind	9 runs in fourth inning , 11-8 win
July 14	Ind	Pitt	20 hits, inc. six doubles in 11-3 win
July 21	Ind	Buff	7 extra-base hits ; 2R HR, RBI triple, five doubles in 8-5 win
July 24	KC	Buff	21 hits , inc. three doubles, 18 singles, in 12-0 win
Aug 3	KC	Ind	20 hits , inc. Chief Johnson 3R HR, four doubles in 14-8 win
Aug 20	Chi	Bkn	Three home runs (Art Wilson, Al Wickland, Jack Farrell) in 10-9 win
Sept 1	Ind	Pitt	23 hits ; triple, 3 doubles, 19 singles in 10-2 win
Sept 8	Balt	KC	Three home runs (Bates 3R HR, Kirkpatrick, Doolin solo HRs) in 10-4 win
Sept 15	KC	StL	20 hits ; triple, 4 doubles, 15 singles in 11-2 win
Sept 17	Pitt	Balt	Five extra base hits in first inning (4 doubles, triple; 4 runs) in 7-4 win
Sept 21	Balt	Bkn	22 hits (3R HR, triple, 20 singles; Bates, Walsh both with 5 RBI) in 19-3 win
Sept 23	Bkn	Pitt	23 hits (solo HR, five doubles, 18 singles) in 16-3 win
Sept 25	Bkn	Pitt	25 hits (2 HRs, four doubles, 19 singles) in 17-5 win
Sept 26	KC	Ind	21 hits (triple, four doubles, 16 singles) in 19-3 win

Five or more hits in one game

<u>Date</u>	<u>Batter</u>	<u>Opp</u>	<u>Description</u>
Apr 18	Charlie Hanford, Buff	Pitt	5-5, 2R HR, four singles, in 9-2 win
Apr 24	Benny Kauff, Ind	Chi	6-6 , 3 doubles, three singles, 2 RBI, 2 runs, SB in 11-4 win
Apr 25	Jack Farrell, Chi	KC	5-6, five singles, 2 RBI, 3 runs in 15-1 win
Apr 28	Edd Roush, Ind	KC	6-6, six singles, 2 runs, SB in 9-5 win
Apr 29	Bill McKechnie, Ind	KC	5-6, 2R triple, 2b, three singles, 3 RBI in 11-6 win
May 6	Tex Westerzil, Bkn	Ind	5-5, five singles, 3 RBI, run in 5-4 loss
May 8	Bill Kenworthy, KC	Pitt	5-5, RBI triples, 2b, three singles in 13-3 loss
May 9	Davy Jones, Pitt	StL	6-6 , six singles, 3 runs, 2 RBI in 15-4 win
May 9	Hack Simmons, Balt	KC	6-6 , 2b, five singles, 2 RBI in 18-5 win
May 10	Al Wickland, Chi	Bkn	5-5, two 2b, three singles, 4 RBIs, 2 runs in 8-4 win
May 17	Fred Smith, Buff	StL	5-5, Solo HR, 2R triple, RBI single in 12-0 win
June 30	Tex Westerzil, Bkn	Ind	5-7, double, three singles, 2 RBI in 20-5 win
June 30	Hap Myers, Bkn	Ind	5-7, double, triple, three singles, 2 RBI, 2 runs in 20-5 win
July 2	Fred Beck, Chi	Buff	5-5, five singles, 5 RBI, three runs in 11-1 win
July 30	Jimmy Esmond, Ind	Chi	5-7, five singles, 2 RBI, inc. GWRBI in 14 th inning in 4-3 win
Aug 20	George Anderson, Bkn	Chi	5-5, five singles, 3 runs in 10-0 loss
Aug 21	Jimmy Savage, Pitt	StL	5-6, triple, four singles GWRBI in 14 th inning in 1-0 win
Sept 6	Art Wilson, Chi	Bkn	5-6, double, four singles, 2 runs in 7-6, 11-inning loss
Sept 6	Steve Evans, Bkn	Chi	5-6, two doubles, three singles, 2 runs, RBI in 7-6, 11-inning win
Sept 23	Al Shaw, Bkn	Pitt	5-6, two doubles, three singles, 4 RBI, 3 runs in 16-3 win
Sept 25	Jim Delahanty, Bkn	Pitt	5-6, double, four singles, 4 runs, RBI in 17-5 win

Notable individual batter performances (*pitchers noted in italics*)

<u>Date</u>	<u>Batter</u>	<u>Opp</u>	<u>Description</u>
Apr 11	Cad Coles, KC	StL	4-5, 3b, three singles, Opening Day 4-1 win
Apr 11	Claude Cooper, Bkn	Buff	4-5, RBI triple, three singles, 2 RBIs in Opening Day 5-0 win
Apr 12	Benny Meyer, Balt	Pitt	4-5, four singles, BB, 3 runs, 2 RBIs in 13-6 win
Apr 13	Hughie Miller, StL	KC	4-4, HR, three singles in 7-4 win
Apr 13	Charlie Hanford, Buff	Bkn	4-4, drove in all four Tip-Top runs with 3R HR, RBI single in 4-0 win
Apr 16	Ed Lennox, Bkn	Pitt	4-5, 2R HR, double, two singles in 8-0 win
Apr 16	George Textor, Ind	KC	4-5, four singles, 3 runs in 15-1 win
Apr 17	Biddy Dolan, Ind	KC	4-5, RBI 2b, two RBI singles in 10-0, 10-inning loss
Apr 22	Vern Duncan, Balt	Pitt	4-4, four singles, BB, 3 runs, RBI in 8-2 win
Apr 22	Fred Jacklitsch, Balt	Pitt	4-5, 3b, three singles, RBI, run in 8-2 win
Apr 22	Ted Easterly, KC	StL	4-5, 2R triple, three singles, 3 RBI in 9-7 win
Apr 23	Tex McDonald, Pitt	Balt	4-5, 2b, three singles, 3 runs in 9-8 loss
Apr 23	<i>Frank Smith, Balt</i>	Pitt	4-4, two 2b, two singles, RBI, 2 runs in 9-8 win
Apr 24	George Perring, KC	StL	4-4, 3b, three singles, run in 5-3- loss
Apr 25	Frank LaPorte, Ind	StL	4-5, 3R double, 2R single, two singles, 6 RBI in 14-0 win
Apr 25	Jimmy Esmond, Ind	StL	4-5, four singles, 2 RBIs in 14-0 win
Apr 26	Jimmy Esmond, Ind	StL	4-4, four singles, RBI, run in 11-4 win; <i>second 4-hit game in a row</i>
Apr 26	Tex McDonald, Pitt	Buff	4-5, four singles, 3 RBI, 2 runs in 11-2 win
Apr 28	Frank LaPorte, Ind	KC	4-5, four singles, 3 RBI, run in 9-5 win
Apr 30	Benny Kauff, Ind	KC	4-5, 2b, three singles, 2 runs 13-5 win
Apr 30	Al Scheer, Ind	KC	4-5 Solo HR, three singles, 3 RBI, run in 13-5 win
May 2	Ralph Mathis, StL	Buff	4-5, 2b three singles, 3 RBI, 2 runs in 14-5 win
May 3	Ted Easterly, KC	Bkn	4-5, four singles, 3 RBI, 3 runs in 19-4 win
May 4	Chet Chadbourne, KC	Bkn	4-4, four singles, 2 RBI, 2 runs BB, 7-6 win
May 4	Al Scheer, Ind	Pitt	4-5, 2 doubles, 3 RBI, 2 runs in 9-4 win
May 6	Jack Lewis, Pitt	KC	4-5, RBI triple, 2b, two singles, 2 runs in 7-2 win
May 8	Bill McKechnie, Ind	Bkn	4-4, four singles, BB, RBI in 7-4 win
May 8	Davy Jones, Pittq	KC	4-6, triple, four singles, 2 runs in 13-3 win
May 9	Rebel Oakes, Pitt	KC	4-6, four singles, 3 runs, RBI in 15-4 win
May 9	Jack Quinn, Balt	KC	4-6, 3R HR, 3R double, 6 RBI in 18-5 win
May 9	Harvey Russell, Balt	KC	4-5, four singles, BB, 4 runs in 18-5 win
May 14	<i>Harry Keupper, StL</i>	Bkn	4-4, 2b, three singles, 3 runs, 2 RBI in 10-1 win
May 15	Harry Swacina, Balt	Ind	4-5, four singles, 2 runs, BB in 11-7, 10-inning win
May 15	Bill Rariden, Ind	Balt	4-5, four singles, run, RBI in 11-7, 10-inning loss
May 15	Baldy Loudon, Buff	KC	4-6, four singles, 3 runs in 13-6 win

Notable individual batter performances, continued (pitchers noted in italics)

May 20	Al Wickland, Chi	Buff	4-5, HR, three singles, 2 RBI, BB, 2 runs, 9-2 win
May 20	Tex McDonald, Pitt	KC	4-4, RBI double, three singles, 3 runs in 9-1 win
May 20	Rebel Oakes, Pitt	KC	4-5, 2R triple, 3b, two singles, 4 RBIs in 9-1 win
May 21	Fred Beck, Chi	Buff	4-5, two HR , 2R single, 5 RBI in 9-1 win
May 22	Steve Evans, Bkn	Ind	4-5, two 2b, two singles, 4 RBI inc. GW 2R single in 9 th in 5-4 win
May 23	Fred Kommers, StL	Pitt	4-5, two doubles, two singles, 4 RBI, run, SB in 6-4 win
May 24	Vern Duncan, Balt	KC	4-5, 3R HR, 2R single, two RBI singles, 8 RBI , BB in 16-1 win
May 26	Art Wilson, Chi	Pitt	4 BB, 3 runs in 13-10 loss
May 26	Skipper Roberts, Pitt	Chi	4-5, RBI triple, three singles, 3 RBI in 13-10 win
May 31#2	Guy Zinn, Balt	Pitt	4-5, triple, 2R single, 3 RBI in 8-7 win
June 3	Al Wickland, Chi	StL	4-4 four singles, BB, run in 12-5 win
June 3	Fred Beck, Chi	StL	4-5, four singles, 2 RBI in 12-15 win
June 3	Jack Tobin, StL	Chi	4-5, double, three singles; two hits in 1st inning in 12-5 loss
June 3	Fred Kommers, StL	Chi	4-5, two solo HRs, four runs, 2 RBI, BB in 12-5 loss
June 5	Vern Duncan, Balt	Buff	4-5, HR, three singles, 2 runs, BB in 13-3 win
June 8	Rebel Oakes, Pitt	StL	4-5, four singles in 6-3 win
June 8	Felix Chouinard, Pitt	StL	4-4, RBI double, three singles, run, BB in 6-3 win
June 8	Art Wilson, Chi	KC	4-5, 2R HR, three singles, 3 RBI in 7-2 win
June 9	Al Scheer, Ind	StL	4-4, double, 2 RBI, BB in 8-0 win
June 10	Guy Zinn, Balt	Bkn	4-6, two doubles, two singles, 2 RBI in 7-6 win
June 12	Rebel Oakes, Pitt	Balt	4-4, two 3b, double, RBI single, run in 5-2 loss
June 13	Hugh Bradley, Pitt	Balt	4-6, four singles, RBI in 7-6, 12-inning loss
June 13	Guy Zinn, Balt	Pitt	4-5, four singles, run, BB in 7-6, 12-inning win
June 14	Ted Easterly, KC	StL	4-4, triple, three singles, 3 RBI in 10-1 win
June 15	Tex Westerzil, Bkn	Buff	4-4, triple, double, two singles, RBI, run in 8-1 win
June 16	Al Scheer, Ind	StL	4-5, four singles, RBI, 2 runs in 10-0 win
June 18	Bill Kenworthy, KC	Chi	4-4, 2R HR, double, two singles, 3 runs, BB in 12-10 win
June 21	Claude Cooper, Bkn	Pitt	4-5, two doubles, two singles, 3 RBI, run in 11-1 win
June 21	Al Shaw, Bkn	Pitt	4-5, double, three singles, RBI, 2 runs in 11-1 win
June 21	Tex Westerzil, Bkn	Pitt	4-5, two doubles, two singles, 2 runs, RBI in 11-1 win
June 22	Frank LaPorte, Ind	KC	4-5, 2b, three singles, 2 RBI, run in 7-3 win
June 22	Hal Chase, Buff	Balt	4-5, 2R HR, three singles, 3 RBI, 2 runs in 6-4 win
June 25	Benny Meyer, Balt	Chi	4-4, triple, 3 singles, 2 runs, BB in 6-1 win
June 26	Ward Miller, StL	Buff	4-5, four singles, 3 RBI in 8-0 win
June 28	Claude Cooper, Bkn	KC	4-4, four singles, 2 RBI, BB, SB in 7-6 win
June 29	Harry Swacina, Balt	StL	4-5, 2 triples, double, single, 3 RBI 2 runs in 13-1 win
June 30	Al Shaw, Bkn	Ind	4-7, four singles, 2 runs, 2 RBI in 20-5 win
June 30	Al Halt, Bkn	Ind	4 runs scored in 20-5 win
July 2	Dutch Zwilling, Chi	Buff	4-5, two doubles, two singles, 3 runs in 11-1 win
July 3	Benny Meyer, Balt	KC	4-5, solo HR, RBI triple, two singles, 3 RBI, 3 runs in 13-9 win
July 4 #1	Al Wickland, Chi	Bkn	4-4, four singles, run, BB in 4-3 win
July 5	Delos Drake, StL	Pitt	4-5, 2b, three singles, BB, 4 runs, SB in 13-0 win
July 6	Tex McDonald, Pitt	Chi	4-6, solo HR, two RBI doubles, 3 RBI, 3 runs in 12-8, 11-inning win
July 13	George Stovall, KC	Bkn	4-5, four singles, 2 RBI, run in 11-9 win
July 13	Jack Tobin, StL	Buff	4-5, triple, three singles, 2 runs, BB in 6-5 loss
July 14	Frank LaPorte, Ind	Pitt	4-4, Two RBI doubles, two RBI singles, BB, 4 RBI in 11-3 win
July 16	Tom Downey, Buff	Chi	4-6, triple, three singles in 5-4, 15-inning loss
July 17	Mickey Doolin, Balt	StL	4-4, four singles, 2 RBI, SB in 4-2 win
July 17	Steve Evans, Bkn	Ind	4-5 RBI double, three singles, 3 runs, RBI in 8-7, 10-inning win
July 22	Grover Hartley, StL	Pitt	4-5, double, three singles in 3-2 loss
July 26	Steve Evans, Bkn	StL	4-5, four singles, 2 RBI, 2 runs in 13-0 win
July 29	Harry Swacina, Balt	Pitt	4-4, 2 doubles, 2 singles, 3 RBI in 8-5, 10-inning win
Aug 1	Bill Kenworthy, KC	StL	4-5, RBI triple, three singles, 2 runs in 5-4, 10-inning win
Aug 1	Steve Evans, Bkn	Buff	4-5, 2R HR, solo HR, RBI triple, 4 RBI in 7-6 win
Aug 2	Grover Gilmore, KC	Ind	4-4, four singles, run, 2 SB in 4-3 win
Aug 3	George Stovall, KC	Ind	4-6, two RBI doubles, two singles, 3 RBI in 14-8 win
Aug 3	Ted Easterly, KC	Ind	4-5, four singles, RBI, 3 runs in 14-8 win
Aug 14	Joe Agler, Buff	StL	1-2, 4 BB, five runs in 11-0 win
Aug 17	Bill Kenworthy, KC	Pitt	4-4, four singles, RBI in 7-2 win

Notable individual batter performances, continued (pitchers noted in italics)

Aug 15	Bill McKechnie, Ind	Bkn	4-5, 2R double, three singles in 8-1 win
Aug 19	Rebel Oakes, Pitt	StL	4-5, solo HR, 2b, two singles, 3 runs in 6-5 loss
Aug 19	Tex Westerzil, Bkn	Chi	4-5, four singles, SB in 9-8 loss
Aug 20	Claude Cooper, Bkn	Chi	4-5 2R triple, three singles in 10-9 loss
Aug 22	Al Scheer, Ind	Buff	4-5, triple, 3 singles, 2 runs in 6-4 win
Aug 24	Benny Meyer, Bkn	Ind	4-5, 2b, three singles, 2 runs in 3-1 win
Aug 25	LaRue Kirby, StL	Bkn	4-4, 3b, 2b, two singles, 2 runs, RBI, BB in 8-6 loss
Aug 31	Jim Delahanty, Bkn	KC	4-4, 2b, three singles, BB in 10-4 loss
Aug 31	Joe Agler, Buff	StL	4-5, 4 extra base hits : 3R HR, RBI triple, two 2b; 4 RBI in 8-2 win
Sept 1	Al Shaw, Bkn	KC	4-6, RBI triple, three singles, 2 RBI, 3 runs in 12-2 win
Sept 1	Al Scheer, Ind	Pitt	4-6, 2b, three RBI singles, run in 10-2 win
Sept 2	Johnny Rawlings, KC	Pitt	4-5, four singles, 3 RBI, SB in 8-5 win
Sept 2	Solly Hofman, Bkn	Ind	4-5, four singles, SB in 5-2 win
Sept 3#1	Bill Kenworthy, KC	Pitt	4-5, four singles, 2 RBI, 2 runs in 10-2 win
Sept 3#1	Jimmy Esmond, Ind	Bkn	4-4, two doubles, two singles, 2 runs in 8-4 loss
Sept 4	Johnny Rawlings	Pitt	4-4, two doubles, two singles, 2 RBI, run, BB in 11-4 win
Sept 4	Ted Easterly, KC	Pitt	4-5, 2R triple, three singles, 3 runs in 11-4 win
Sept 4	Tom Downey, Buff	Chi	4-7, 2b, three singles inc. GWRBI in 14 th in 4-3 win
Sept 4	Charlie Hanford, Buff	Chi	4-6, two doubles, two singles, 2 runs, SB in 4-3, 14-inning win
Sept 4	George Anderson, Bkn	Ind	4-5, four singles, run in 5-4, 10-inning loss
Sept 5	Grover Hartley, StL	Pitt	4-4, solo HR, three singles, 3 RBI, 2 runs, BB in 7-6 loss
Sept 5	Jack Lewis, Pitt	StL	4-4, three doubles, single, RBI, run in 7-6 win
Sept 5	Jim Delahanty, Bkn	Chi	4-4, two doubles, two singles, 2 runs, BB in 8-2 win
Sept 6	Ward Miller, StL	Pitt	4-5, double, two 2R singles, 4 RBI, 2 runs in 12-4 win
Sept 7	Enos Kirkpatrick, Balt	KC	Four stolen bases, 1-2, BB in 5-4 win
Sept 9	Ton Downey, Buff	KC	4-5, four singles, 2 runs in 7-1 win
Sept 10	Rollie Zeider, Chi	Pitt	4-5, four singles, 4 runs, BB in 14-10 win
Sept 12	Dutch Zwilling, Chi	Pitt	4-5, two triples, two singles, 4 RBI in 12-2 win
Sept 12	Hal Chase, Buff	KC	4-5, 2b, three singles, 2 runs, RBI in 9-7 win
Sept 15	Ted Easterly, KC	StL	4-4, 2b, three singles, 3 runs, 2 RBI, BB in 11-2 win
Sept 15	Chet Chadbourne, KC	StL	4-6, two doubles, two singles, 4 RBI, SB in 11-2 win
Sept 17	Baldy Loudon, Buff	Bkn	4-6, four singles, 3 RBI, 2 runs in 11-4 win
Sept 17	Hugh Bradley, Pitt	Balt	4-5, triple, double, two singles, 2 RBI, run in 7-4 win
Sept 18	Jim Delahanty, Bkn	Balt	4-5, double, three singles, RBI, run in 5-3 win
Sept 20	Enos Kirkpatrick, Balt	Bkn	4-4, four singles, RBI in 7-6 pennant-clinching win
Sept 21	Johnny Bates, Balt	Bkn	4-6, four singles, 5 RBI , 2 runs in 19-3 win
Sept 21	Harry Swacina, Balt	Bkn	4-6, four singles, 2 RBI, 2 run in 19-3 win
Sept 23	Jim Delahanty, Bkn	Pitt	3-4, five runs, solo HR two doubles, 2 HBP, 3 RBIs in 16-3 win
Sept 23	Al Halt, Bkn	Pitt	4-5, four singles, 3 runs in 16-3 win
Sept 23	Steve Evans, Bkn	Pitt	4-6, 6 RBI , 2R double, 2R single, two RBI singles in 16-3 win
Sept 23	Frank LaPorte, Ind	KC	4-5, double, three singles, run in 5-3 win
Sept 24	Solly Hofman, Bkn	Pitt	4-5, four singles, 2 runs, 2 RBI in 13-5 win
Sept 24	Dutch Zwilling, Chi	StL	4-5, RBI double, three singles, 2 runs in 8-1 win
Sept 25	Solly Hofman, Bkn	Pitt	4-6, 3R HR, 2R double, two RBI singles, 7 RBI in 17-5 win
Sept 26	Hal Chase, Buff	Balt	4-4, four singles, BB, 2 runs, SB in season-ending 6-1 win
Sept 26	Bill McKechnie, Ind	KC	4-4, four singles, 2 RBI in 19-3 loss
Sept 26	Cliff Daringer, KC	Ind	4-6, run, RBI in 19-3 win
Sept 26	Johnny Potts, KC	Ind	3-5, four runs , BB in 19-3 win

Steals of home

<u>Date</u>	<u>Runner</u>	<u>Opp</u>	<u>Description</u>
May 20	Fred Kommers, StL	Balt	Stole home on missed sacrifice in 4-0 win
June 1	Rebel Oakes, Pitt	Balt	Stole home on missed sacrifice by Ed Lennox in 8-7 win
June 28	Benny Meyer, Balt	Chi	Stole home on hit and run play in 3-2 win
July 2	Jack Tobin, StL	Balt	Stole on straight steal to start 3-run rally in 9 th in 3-2 win
Aug 30	Enos Kirkpatrick	Chi	Stole home on front end of double steal; <i>only run in 1-0 win</i>

1914 Federal League Batting Notes

Season Benny Kauff dominated Federal League batting race

Indianapolis RF Benny Kauff took command of the NL batting race immediately in April and never faltered all season long, finishing at .365 to lead the league in batting average and also leading in on-base percentage (.444)

Thanks, in large part, to Kauff's fast start in April (28-57, .491), the Hoosiers got off to a 14-4 start for the month and, with Kauff continuing to hit at a torrid .392 (40-102) pace for May, improved their already sparkling record to 33-11, eight games in front of second-place Baltimore.

During June, Kauff cooled off somewhat, going 38-111 (.342) for the month, but the Hoosiers continued to maintain a sizeable six-game lead over the Terrapins. In July, even though the Hoosiers lead shrank to one game over Baltimore, Kauff continued to hit well, going 43-109, .385 for the month.

In August, perhaps underscoring the Hoosiers offensive dependence on Kauff, Baltimore overtook Indianapolis and seized the league lead by three games. It was no coincident because Kauff cooled off considerably, going 30-96, .313 for the month, an outstanding month for most players, but a slump by Kauff's 1914 standards.

Kauff continued to hit well in September (32-100, .320), but it was not enough to enable the Hoosiers to overtake Baltimore. For the season, Kauff led the league in batting, on-base pct., doubles (47), base hits (210), the only FL batter to reach the 200-hit plateau), runs scored (101), stolen bases (45), and tied for most BB (87).

A cumulative breakout of Kauff's marvelous 1914 season, month-by-month:

Date	Cumulative			Individual Month			
	H-AB	BA	OBP	Month	H-AB	BA	OBP
Apr 30	28-57	.491	.529	April	28-57	.491	.529
May 31	68-159	.428	.484	May	40-102	.392	.500
June 30	106-270	.393	.457	June	38-122	.342	.417
July 31	148-379	.391	.461	July	148-379	.385	.473
Aug 31	178-475	.375	.451	August	178-475	.313	.412
Sept 26	210-575	.365	.444	September	32-100	.330	.410

Season Kansas City secondbaseman Bill Kenworthy was league's top slugger



Although Kauff was tops in the FL in batting average and OBP, it was Kansas City Packer 2b **Bill Kenworthy** who combined hitting *with power* to lead the FL in home runs (19), slugging (.577) and total bases (332). He also tied for the league lead in triples, with Chicago's Art Wilson, with 16 three-baggers.

Kenworthy was runner-up to Kauff in batting (.344) and OBP (.411), doubles (45) and base hits (198). He drove in 91 runs for the season to finish sixth in RBIs, evidence that even though Kenworthy hit very well, the batters in front of him in the Packer batting order did not get on base with the same regularity as the runner-up Hoosiers who batted in front of Kauff.

Kenworthy was remarkably consistent throughout the season. He reeled off a 14-game hitting streak in April, a 12-game hit streak in May, an 11-game hit streak in June and a 17-game hit streak that ended on Sept. 7.

On July 6, he hit a pair of home runs off Buffalo's Gene Krapp and hit another on July 7, giving him **three home runs and eight RBIs in two games**. He hit **home runs in three straight games** Sept 5-7, in a series against Baltimore. He also had **a pair of five-hit games**, one on May 8 in a 13-3 loss to



Benny Kauff, Indianapolis

Pittsburgh and another on June 6 against Indy, including home run and two doubles while Gene Packard no-hit the Hoosiers 9-0.

FL individual batting notes

Kansas City won two of three in their opening series of the year against St. Louis, Apr 11-13, as RF **Cad Coles** went **8-13, .615**. Coles was 4-5 as KC won 9-1 on Opening Day, 3-4 in an 8-5 win in the second game, and 1-4 in the finale, won by the Terriers 7-4. Coles eight hits included a triple and seven singles, 2 runs and an RBI.

Chicago C **Art Wilson** was **8-11, .727**, as the Whales won two of three from St. Louis, Apr. 17-19. Wilson homered, tripled and hit six singles, drove in three runs, scored four times, and walked once in the series.

Buffalo's **Charlie Hanford** went **9-13, .692**, Apr 18-20, as the Blues won two of three against Pitt. Hanford went 5-5 in the opener, including a two-run home run, tripled and drove in two runs in the second game and hit a double and walked in the third game.

Indianapolis SS **Jimmy Esmond reeled off eight consecutive hits in back-to-back games** Apr 25-26 in 14-0 and 11-4 wins against St. Louis. Edmond singled in his four final at bats, driving in three runs, on Apr 25 and then hit singled in his first at bats, going 4-4 the next day as the Hoosiers won 11-4. After sitting out the next two games, Esmond's streak ended April 29, when he flew out on his first at bat in an 11-6 win at Kansas City.

Picking up from where Esmond ended, **Indy rookie Edd Roush had eight nine straight hits Apr 27-29**. Roush singled and tripled in his final two plate appearances v. St. Louis on April 27. The next day, at Kansas City, Roush **went 6-6**, all singles, in a 9-5 Hoosier victory. Roush's streak carried over to April 29, when he singled in his first at bat against KC's Nick Cullop, but the streak ended on his second trip to the plate, when he struck out.

Later in the season, **July 16-18, Roush enjoyed a three-game 8-12, .750 outburst** at Brooklyn, including three doubles and a triple with four runs and 2 RBI, but the Hoosiers lost two of the three games.

KC LF **Chet Chadbourne reached base 10 straight times May 3-6** helping the Packers win two of three games. Chadbourne singled and walked twice in his final three plate appearances May 3, in a 19-3 Packer romp over Brooklyn. On May 4, Chadbourne had a 4-4 game, walking and then singling four straight times, scoring twice and driving in a pair of runs, as the Pack came away with a 7-6 victory. After an off day on May 5, Chadbourne singled and walked in his first two appearances against Pittsburgh with his on-base streak ending on his third time up, when he grounded out to Rebel P Howie Camnitz.



KC outfielder
Chet Chadbourne

Pittsburgh LF **Davy Jones reached base eleven times in 13 plate appearances** May 8-10. On May 8, Jones registered base hits in four of his final plate appearances in a 13-3 win over KC. In the opener of a series at Pittsburgh, the next day, **Jones went 6-6**, all singles, scoring three times and driving in two runs. On May 10, he walked in the first inning before the Terriers Bob Groom retired Jones in his final three at bats.

Baltimore's **Harry Swacina went 8-13, .615** in a three-game series at Indianapolis, but the Terps lost two of the three games. Swacina went 1-4 in the opener, 3-4 with an RBI in the second game, and 4-5 in the finale.

Pitt 1b **Hugh Bradley was hit by a pitch in three consecutive games** against Brooklyn May 4-6.

Pittsburgh's **Jack Lewis and Rebel Oakes both homered in the 6th inning** in a 13-3 win v. KC on May 8.

Chicago 1b **Fred Beck was 9-15, .600** to lead the Whales to two of three wins at Buffalo May 20-22. Beck hit a pair of home runs and drove in five runs in the second game, a 9-1 Chicago win. For the series, Beck drove in eight runs and scored four times. Two weeks later, **Beck again went 9-15, .600 in a four-game series at St. Louis**, June 3-6, driving in four runs, scoring three times and walking twice, but the Whales lost three of four.

Veteran Bkn RF **Steve Evans doubled four straight games in late May**. On May 21, Evans hit a double in an 11-0 loss to Indianapolis ace Cy Falkenberg on May 21, one of only five Tip-Top hits. On May 22, Evans doubled twice and had three RBIs as the Tips edged Indianapolis 5-4. The next day, against Chicago, Evans double two more times, driving in one run as Brooklyn won 5-2 and doubled again on May 24 as the Tips lost a 13-inning

encounter 6-4. For the four games, Evans totaled six doubles.

Balt RF **Benny Meyer** was **10-17, 588 in a four-game split** v. Brooklyn June 7-10, inc. a solo HR and three RBIs.

KC slugger **Bill Kenworthy** was **9-17, .529 in a four-game split** against Chicago June 16-19. Kenworthy scored four times, hit two triples, homered, and drove in three runs in the series. Three weeks later, July 6-7, in two wins against Buffalo **Kenworthy erupted for three homers and a bases loaded triple in two games, driving in a combined eight runs.**

Buffalo's **Hal Chase** scored **all the way from 1b** on a single by Joe Agler to give the Blues a 6-5 win on July 13.

Veteran Baltimore SS **Mickey Doolin**, who hit only .230 for the season, **went 7-9 in back-to-back wins** over St. Louis on July 16-17. Doolittle was 3-5 with two RBI on July 16 as Baltimore thumped the Terriers 8-6. The next day, Doolin had his best day of the year, going 4-4 with two RBI to pace the Terps to a 4-1 win.

St. Louis utilityman **Grover Hartley** was **7-11, .636 for a two-game stretch** July 21-22, as the Terriers split with Buffalo. Harley went 3-5 on July 21, driving in four runs as St. Louis won 9-3. The next day, Hartley was 4-5, with a double, but Pittsburgh's Howie Camnitz was able to come away with a 3-2 win.

Brooklyn RF **Steve Evans** hit **three homers in two games** Aug 1-2 with both round-trippers figuring in wins against Buffalo. On Aug 1, Evans hit two 2R homers and an RBI triple to lead the Tip-Tops to a 7-6 win. The next day, Evans hit a 3R HR to provide the margin of difference in a 4-1 win over the Blues.

Brooklyn's **George Anderson, Tex Westerzil** and **Rollie Zeider** triple-teamed Chicago Aug 19-22 as the Tips won three of four. **Anderson was 11-18, .611**, scoring seven runs, and **Westerzil was 8-13, .615**, including a home run. In the same series, Chicago 3b **Rollie Zeider was 12-22, .455**, scoring six runs from his leadoff slot.

Baltimore's steady-hitting RF **Benny Meyer** paced the Terps to three wins in four games at Indiana in a critical series Aug 24-26, that moved the Terps into first place by two games. **Meyer was 11-17, .647**, scoring four runs and driving in two in the series.

KC's **Ted Easterly** had a monster Labor Day series v. Pittsburgh, Sept 2-4, going **11-15, .733** with 7 RBI. He was joined by teammate **Johnny Rawlings**, who was **10-15, .667**. KC swept Pittsburgh in the four-game series.

Indianapolis CF **Vin Campbell** was **on base ten times in 11 plate appearances** Aug. 31-Sept 1 against Pittsburgh as the Hoosiers split both games with the Rebels. Campbell was 3-3, including an RBI double, along with a BB, HBP, and run scored in the first game, a 4-2 Rebels win, and 4-5 with a triple, three singles, a BB and two runs scored in the second game, a 10-2 Indy win.



Brooklyn infielder
Jim Delahanty

Brooklyn IF **Jim Delahanty** exceeded Campbell's on-base performance by **getting on base 11 times in 14 plate appearances in a three-game stretch** Aug 30-Sept 1 against KC. On Aug. 30, Delahanty walked and was hit by a pitch in four appearances in a 5-2 win. The next day, he was 4-4, including a double, plus a walk, but it was for naught as KC thumped Brooklyn 10-4. On Sept 1, Delahanty was 2-3, plus two bases on balls and a hit by pitch, scoring 3 runs and driving in a run as the Tip-Tops won 12-2.

Less than a week later, **Delahanty got base seven consecutive times, Sept 5-6**, going 4-4, with a double and a walk in an 8-2 win over Chicago and walking his first two times up on Sept 6 as Brooklyn won 7-6 in 11 innings.

At the same time Campbell and Delahanty were maximizing their offensive output, so was Buffalo's **Joe Agler, who got on base 11 times in 20 plate appearances** Aug 30-Sept 1, to lead the Blues to three of four wins against St. Louis. Agler went 4-5 with a 3R HR and RBI triple in an 8-2 in on Aug 31 and walked three times, with a run, as the Blues won an 11-inning game on Sept. 1.

Brooklyn's **Al Shaw** and **Jim Delahanty** combined to crush Pittsburgh in a four-game sweep for the Tip-Tops in the final series of the season for both teams, Sept. 23-26. **Shaw was 11-20, .550** with 5 doubles, 9 runs and 8 RBI for the series while **Delahanty** was even hotter, going **13-21, .619** with 11 RBI and three extra-base hits.

Pitt 2b **Jack Lewis**, normally not a power hitter, **socked five doubles in two games** Sept 5-6, as the Rebels split with St. Louis. Lewis hit three 2b as Pitt won 7-6 on Sept 5 and two more 2b in a 12-4 loss the next day.

Buffalo 2b **Tom Downey was 9-18, .500 with six runs scored** as Buffalo swept four in a row from Kansas City Sept 9-12. All nine of Downey's hits were singles.

Balt 3b **Enos Kirkpatrick** was 7-13, .538 Sept. 20-21 as the Terps beat Brooklyn in two games. Kirkpatrick was 4-4 on Sept 20 as the Terrapins won 7-6 and was 3-5 on Sept 21, with a 2b and two RBI as Balt won in a 19-3 rout. Kirkpatrick **stole home to win a 1-0 game** against Chi on Aug 30 and **stole four bases** in a win v KC on Sept. 7

In their final series of the year, a four-game sweep over Pittsburgh, Tip-Tops **Al Shaw, Jim Delahanty** and **Solly Hofman** were on fire at the plate. Al Shaw was 11-20, .550, Jim Delahanty, 13-21, .619 and Hoffman 11-21, .524.

Pitchers Batting

Federal League pitchers hit a surprisingly combined total of 21 home runs for the season.

The pitchers were led by Baltimore's **Jack Quinn**, who hit four homers and **Ed Lafitte**, Brooklyn and **Gene Packard**, KC, who both hit three round-trippers. Kansas City's **Chief Johnson** hit a pair of home runs. Brooklyn's **Byron Houck** also slugged two homers, both of them in the same game, on June 30 against Indianapolis.

Hoosier righty Vic Mosely and Tip-Tops starter Happy Finneran were both tagged twice for home runs by opposing pitchers. A complete summary of pitcher home runs:

Date	Batter	Opp pitcher	Notes
Apr 12	Kaiser Wilhelm, Balt	Bob Groom, StL	Chicago won 5-4; held off StL 4-run rally in 9 th
Apr 13	Dwight Stone, KC	Doc Crandall, StL	Solo HR, but Terriers won 7-4
Apr 19	Henry Keupper, StL	Cy Falkenberg, Ind	Keupper threw 3-0, six-hit shutout; hit 2R HR
May 7	Ed Lafitte, Bkn	Vic Mosely, Ind	Lafitte won 4-2 in 10 innings
May 9	Jack Quinn, Balt	Ben Harris, KC	3R HR, drove in 6 runs as Balt throttled KC 18-5
May 11	Ed Lafitte, Bkn	Tom McGuire, Chi	2R HR, second HR in two games, in 10-3 win
May 22	Ed Lafitte, Bkn	Vic Mosely, Ind	Solo HR in 7-1 win
June 5	Jack Quinn, Balt	Bob Smith, Buff	2R HR in 13-3 win
June 5	Jack Quinn, Balt	Ed Porray, Buff	Second 2R HR in game in 13-3 win
June 21	Dan Adams, KC	George Mullin, Ind	3R HR in 5-4 win
June 30	Byron Houck, Bkn	Ed Henderson, Ind	2R HR in 20-5 win
June 30	Byron Houck Bkn	Rlph McConn'y, Ind	2R HR, second HR of game in 20-5 win
July 4#2	Al Schulz, Buff	George Mullin, Ind	Solo HR in 11-8 win
July 8	Mordecai Brown, StL	Happy Finneran, Bkn	3R HR in 5-2 win
July 18	Claude Hendrix, Chi	Fred Anderson, Buff	2R HR in 6-1 win
Aug 3	Chief Johnson, KC	Geo Kaiserling, Ind	3R HR in 2 nd inning in 14-8 win
Aug 12	Gene Packard, KC	Happy Finneran, Bkn	Solo HR in 7-0 win v. Bkn; part of back-to-back HR
Aug 18	George Suggs, Balt	Doc Watson, StL	2R HR in 7 th inning proved difference in 3-2 win
Sept 7	Chief Johnson, KC	Jack Quinn, Balt	2R HR in 5-4 loss to Terrapins
Sept 14	Gene Packard, KC	Bob Groom, StL	2R HR in 7-0 shutout win by Packard
Sept 19	Jack Quinn, Balt	Mordecai Brown, Bkn	Solo HR in 9-4 win

A pair of Baltimore pitchers, **Kaiser Wilhelm** and Cy Young winner **Jack Quinn** were forces on offense for the Terrapins. Wilhelm topped pitchers batting .379, but Quinn was the most productive batter among pitchers, going 49-137, .358 including nine doubles, a triple, and four home runs. He drove in 30 runs and scored 19 times. Indianapolis veteran **Ed Willett** (.319) and **Henry Keupper**, StL (.312) enjoyed solid seasons at the plate. Baltimore's **George Suggs** (23 BB) and Brooklyn's **Tom Seaton** (19 BB) draw the most walks among pitchers.

Selected pitcher season batting performances

Player	Avg	OBP	G	AB	R	H	2b	3b	HR	RBI	BB	K	SB-CS	Sac	SF	HBP	DP
Kaiser Wilhelm, Balt	.370	.369	39	81	11	39	5	0	0	9	1	10	0-0	2	2	0	2
Jack Quinn, Balt	.358	.400	43	137	19	49	9	1	4	30	11	16	0-0	7	2	0	6
George Mullin, Ind	.319	.420	40	69	17	22	7	0	0	5	12	12	0-0	1	0	0	1
Henry Keupper, StL	.315	.342	39	73	13	23	4	1	1	9	3	11	0-0	5	0	0	1
George Suggs, Balt	.297	.417	39	101	16	30	2	0	1	15	23	14	2-1	3	3	0	4
Gene Packard, KC	.290	.310	41	107	21	31	6	3	3	18	4	17	0-0	4	2	1	3
Frank Smith, Balt	.274	.318	34	62	10	17	9	0	0	9	4	13	0-0	3	0	0	0
Mordecai Brown, StL-Bk	.260	.321	32	73	9	19	1	0	2	11	7	8	0-0	2	1	0	0
Max Fiske, Chi	.257	.286	33	74	5	19	1	0	0	9	3	9	0-0	0	0	0	3
Ed Lafitte, Bkn	.252	.256	36	123	16	31	3	0	3	11	1	20	0-0	0	1	0	4
Tom Seaton, Bkn	.264	.372	43	110	20	29	5	3	0	6	19	34	1-0	0	0	0	0
Fred Anderson, Buff	.231	.264	33	78	5	18	1	0	0	4	4	21	0-0	7	1	0	5
Claude Hendrix, Chi	.221	.248	35	113	11	25	3	0	2	12	5	18	2-0	2	3	0	2
Ed Willett, StL	.200	.200	28	55	3	11	2	1	0	2	0	13	0-0	1	0	0	0
Erv Lange, Chi	.162	.305	35	68	7	11	1	0	0	4	14	23	0-0	0	0	0	1
Cy Falkenberg, Ind	.148	.248	45	128	12	19	2	0	0	5	17	46	0-0	1	0	0	5

Pitcher batting highlights

Date	Batter	Opp	Description
Apr 12	Kaiser Wilhelm, Balt	Pitt	3-5, three singles, run in 13-6 win
Apr 22	Kaiser Wilhelm, Balt	Pitt	3-5, three singles, RBI in 8-2 win
Apr 23	Frank Smith, Balt	Pitt	4-4, 2 doubles, 2 singles, 2 runs RBI in 9-8 win
Apr 23	Erv Lange, Chi	Ind	3-4, RBI in 4-2 win
May 2	Henry Keupper, StL	Buff	3-4, BB, run, RBI in 14-5 win
May 9	Jack Quinn, Balt	KC	4-6, 3R HR, 3R double, 6 RBI in 18-5 win
May 11	Ed Lafitte, Bkn	Chi	3-4, 2R HR, two singles, run in 10-3 win
May 14	Henry Keupper, StL	Bkn	4-4, 2b, three singles, 2 RBI, 3 runs in 10-1 win
May 14	Gene Packard, KC	Buff	3-4, 3b, two singles, 3 RBI, 2 runs in 14-3 win
May 17	Fred Anderson, Buff	StL	3-5, RBI, run in 12-0 win
May 18	Tom Seaton, Bkn	KC	3 BB, run in 6-2 win
May 18	Mordecai Brown, StL	Buff	2-2, 2R double, RBI single, 2 BB in 9-8 win
May 19	Gene Packard, KC	Bkn	3-4, 2b, 2 runs in 9-0 win to avert sweep by Tips
May 21	Cy Falkenberg, Ind	Bkn	2-3, 2b, 3 RBI, 2 BB, run in 11-0 win
June 5	Jack Quinn, Balt	Buff	3-5, two 2R HRs, RBI single, total s5 RBIs in 13-3 win
June 14	Max Fiske, Chi	Ind	3-4, three singles in 5-2, 11-inning loss
June 19	Mordecai Brown, StL	Ind	3-5, three singles in 6-5 loss
June 25	Howie Camnitz, Pitt	Ind	3-5, 2R single, run in 8-3 win
June 27	Claude Hendrix, Chi	Balt	3-5, 2b, run, GW RBI in bottom of 11 th inning
June 30	Byron Houck, Bkn	Ind	3-6, two 2R HR, 5 RBI in 20-5 win
July 31	Jack Quinn, Balt	Pitt	3-5, 2b, two singles, 3 RBI in 15-1 win
Aug 21	Jack Quinn, Balt	KC	3-4, three singles, run in 5-4, 10-inning loss
Sept 21	George Suggs, Balt	Bkn	3-5, three singles, 3 runs, RBI in 19-3 win

1914 Federal League Pitching Highlights

No hit games

<u>Date</u>	<u>Pitcher</u>	<u>Opponent</u>	<u>Score</u>	<u>Description</u>
June 5	Gene Packard, KC	Ind	9-0	Walk to Bill Rariden in ninth spoiled bid for perfect game
Aug 4	Erv Lange, Chi	StL	2-1	Run scored on Al Boucher BB, two errors and SF; walked 2

One hit games

<u>Date</u>	<u>Pitcher</u>	<u>Opponent</u>	<u>Score</u>	<u>Description</u>
Apr 11	George Suggs, Batl	Pitt	3-0	Claude Berry single in 3 rd inning
Apr 23	Gene Packard, KC	StL	4-0	Joe Mathes single in 7 th inning
July 1	Doc Watson, Chi	Buff	6-0	Tom Downey double in 8 th inning
July 19	Gene Packard, KC	Balt	2-0	Fred Jacklitsch single in 3 rd inning
July 21	Doc Watson, Chi	Bkn	4-0	Solly Hofman single in 7 th inning
July 24	Claude Hendrix, Chi	Pitt	2-0	Hugh Bradley single to lead off 2 nd inning
Aug 5	Rankin Johnson, Chi	StL	8-0	Al Boucher 2b in 2 nd ; followed Erv Lange no-hitter one day earlier
Aug 26	Elmer Knetzer, Pitt	Chi	2-0	Fred Beck single to lead off 3 rd inning

Two hit games

<u>Date</u>	<u>Pitcher</u>	<u>Opponent</u>	<u>Score</u>	<u>Description</u>
Apr 11	Jack Quinn, Balt	Pitt	6-1	Jimmy Savage, RF, two singles
Apr 15	Tom Seaton, Bkn	Pitt	1-0	Two-hitter to edge Willie Adams; Rebel Oakes, Hugh Bradley singles
June 7	Max Fiske, Chi	KC	6-2	Geo. Perring 2b, Kenworthy single; 2 errors allowed 2 UR
June 9	Claude Hendrix, Chi	KC	6-1	Only KC hits by Chadbourne and Gilmore
June 13	Doc Watson, Chi	Ind	1-0	Beat George Kaiserling, who only allowed two hits in eight innings
June 14	Frank Smith, Balt	Pitt	5-3	Pitt 3b Ed Lennox hit 3R HR for all three Rebel runs; Smith with 9 KC
June 16	Gene Krapp, Buff	Pitt	5-0	Ed Lennox, Hugh Bradley singles
June 28	Fred Anderson, Buff	StL	3-0	John Tobin, Ward Miller singles
July 3	Bob Groom, StL	Pitt	2-0	Ed Lennox 2b and single
July 14	Fred Anderson, Buff	StL	4-0	Hughie Miller 3b, Delos Drake single
July 17	Russ Ford, Buff	Chi	2-1	Fred Beck, Al Wickland singles; run scored via walk, error
July 25	Rankin Johnson, Chi	Pitt	2-1	Skip Roberts PH RBI double, Ed Holly double
Aug 2	Rankin Johnson, Chi	StL	4-0	Al Boucher 2b, Hughie Miller single
Aug 5	Howie Camnitz, Pitt	Bkn	1-0	Hard-fought win over Ed Lafitte
Aug 12	Gene Packard, KC	Bkn	7-0	Packard hit HR, won 18 th game of season
Aug 20	Howie Camnitz, Pitt	StL	2-0	Allowed no hits allowed in last 7 innings
Aug 21	Elmer Knetzer, Pitt	StL	1-0 (14)	Willie Adams save; Knetzer allowed only two hits in first 13 innings
Aug 27	Gene Packard, KC	Buff	2-1	Baldy Louden scored only run on BB, McDonald single and Chase SF
Sept 3#2	Gene Krapp, Buff	Chi	1-0	Outdueled Claude Hendrix, who lost second 1-0 decision in a row
Sept 3#2	Ed Lafitte, Bkn	Ind	4-3	Bill McKechnie 2R single, other run was unearned
Sept 6	Fred Anderson, Buff	Ind	3-0	Back to back hits by Bill McKechnie, Chuck Carr in 7 th inning
Sept 15	George Kaiserling, Ind	Chi	1-0	Max Flack leadoff double, Al Wickland single only hits for Whales

Three hit games

<u>Date</u>	<u>Pitcher</u>	<u>Opponent</u>	<u>Score</u>	<u>Description</u>
Apr 11	Tom Seaton, Bkn	Buff	5-0	Walter Blair, Tom Downey 2bs, Del Young PH single
Apr 13	Gene Krapp, Buff	Bkn	4-0	Tex Westerzil, Ed Gagnier 2bs, Tom Seaton single
Apr 15	Jack Quinn, Balt	Buff	10-0	Walter Blair, Baldy Louden singles, Frank Delahanty 2b
Apr 25	George Mullin, Ind	StL	14-0	Coasted; allowed singles to Joe Mathes, Al Boucher, Delos Drake
Apr 27	Tom Seaton, Bkn	Balt	5-2	Three singles in middle innings; only one run was earned
May 3	Erv Lange, Chi	Balt	5-0	Otto Knabe, Harry Swacina 2bs, Vern Duncan single
May 6	Jack Quinn, Balt	StL	8-1	Al Bridwell, Mordecai Brown 3bs, Ward Miller double
May 11	Mordecai Brown, StL	Pitt	4-3	Rebel Oakes 2R triple, Jimmy Savage, Jack Lewis singles
May 20	Cy Barger, Pitt	KC	9-1	Pep Godwin, Bill Kenworthy 2bs, Grover Gilmore single. Helped by triple play.
May 21	Ed Willett, StL	Balt	3-0	Guy Zinn two singles, Benny Meyer single
May 27	Elmer Knetzer, Pitt	Chi	4-0	Fred Beck, Doc Watson singles, Al Wickland double
June 3	Frank Smith, Balt	Buff	2-0	Tom Downey 2b, Frank Delahanty, Charlie Hanford singles
June 6	Erv Lange, Chi	StL	6-0	Al Boucher, 2b, Delos Drake, Grover Hartley singles

Three-hit games, continued

June 30	Russ Ford, Buff	Chi	3-0	Art Wilson, Al Wickland, Fred Beck singles
July 4 #1	George Kaiserling, Ind	Buff	3-0	Everett Booe, Joe Agler, Charlie Hanford singles
July 5	Dave Davenport, StL	Pitt	13-0	Rebel Oakes, Tex McDonald, Hugh Bradley singles
July 5	Russ Ford, Buff	Ind	2-1	Everett Booe, Tom Downey, Charlie Hanford singles; UR
July 11	Gene Krapp, Buff	StL	3-0	Jack Tobin, Fred Kommers, Hughie Miller singles
July 17	Snipe Conley, Balt	StL	4-1	Hughie Miller RBI single (UR) Al Boucher, Fred Kommers singles
July 26	Happy Finneran, Bkn	StL	13-0	Hughie Miller 3b, John Misse, LaRue Kirby singles
Aug 2	Happy Finneran, Bkn	Pitt	4-1	Frank Delahanty, Jimmy Savage, Hugh Bradley singles

Aug 3	Frenchy LeClair, Pitt	Bkn (11)	1-0	Struck out nine, walked three
Aug 7	Dwight Stone, KC	Chi	7-0	Stone's best start of season
Aug 7	Jack Quinn, Balt	Bkn	2-1	Quinn won 20 th game to beat Jim Bluejacket,
Aug 8	Cy Falkenberg, Ind	StL	2-0	Scattered three singled, struck out 12
Aug 9	Rankin Johnson, Chi	KC	7-0	Three scattered singles; second straight shutout for Johnson
Aug 8	Fred Anderson, Buff	Pitt	3-0	Walked only two batters
Aug 14	Doc Watson, Chi	Balt	3-0	Three scattered singles, walked only one and two hit batters
Aug 14	Ed Lafitte, Bkn	KC	7-1	Three scattered singles, 3 Ks, 3 BB
Aug 24	Jack Quinn, Balt	Ind	3-1	Gave up only one hit after first inning
Aug 27	Bill Bailey, Balt	Ind	2-1	Outdueled Cy Falkenberg, who gave up only six hits; fanned nine
Aug 29	Jack Quinn, Balt	Chi	3-1	Quinn won 23 rd , Joe Tinker with two hits single to Jack Farrell
Sept 8	Al Schulz, Buff	Ind	2-1	Disastrous loss for Hoosiers, third loss in four games to Buffalo
Sept 8	Rankin Johnson, Chi	Bkn	3-0	Al Shaw two doubles, Tex Westerzil single
Sept 11	Russ Ford, Buff	KC	2-1	Gene Packard drove in only KC run with 8 th inning double
Sept 14	Jack Quinn, Balt	Pitt	2-0	Second straight shutout win for Quinn, who won 27 th game
Sept 25	Frank Smith, Balt	Buff	4-0	Gave up three singles in season-ending series against Blues

Nine or more strikeouts in one game (*losing pitcher in italics*)

<u>Date</u>	<u>Pitcher</u>	<u>Opp.</u>	<u>Score</u>	<u>K</u>	<u>Description</u>
Apr 11	Cy Falkenberg, Ind	Chi	9-0	11	Allowed five hits in Opening Day shutout
Apr 12	Vic Mosely, Ind	Chi	8-5	9	Gave up three runs in first, settled rest of way
Apr 12	Kaiser Wilhelm, Balt	Pitt	13-6	10	Allowed 15 hits in sloppy blowout win
Apr 24	Tom Seaton, Bkn	Buff	5-1	9	Gave up run in first; only allowed four hits
Apr 27	Vic Mosely, Ind	StL	3-2	10	Allowed 10 hits; Terriers left nine on base
May 8	Bob Groom, StL	Balt	8-7 (10)	11	Allowed 10 hits, BB, but prevailed in extra innings
May 15	Mysterious Walker, Pitt	Chi	9-5	9	Gave up 7 hits, 2 BB; gave up three in first inning
May 25	Jack Quinn, Balt	KC	4-3 (13)	9	Beat Nick Cullop in grueling 13 inning win
May 27	<i>Tom Seaton, Bkn</i>	StL	4-3 (12)	11	Lost on error and single in 12 th inning
May 28	Nick Cullop, KC	Buff	3-2	10	Allowed seven hits, walked four
June 14	Frank Smith, Balt	Pitt	5-3	9	Allowed only two hits, inc. Ed Lennox 3R HR
June 17	<i>Vic Mosely, Ind</i>	StL	4-5	9	Gave up 4 runs in 3 rd , another run in 7 th to lose
June 22	Kaiser Wilhelm, Balt	Buff	4-6	12	Ninth loss in a row for Wilhelm
June 26	<i>Dwight Stone, KC</i>	Bkn	1-8	9	Undone by five errors by Packer defense
July 16	Chief Johnson, KC	Pitt	5-3	11	Allowed eight singles, one BB
July 21	Snipe Conley, Balt	KC	2-0	10	Gave up only 5 hits, double and four singles
July 21	<i>Russ Ford, Buff</i>	Ind	5-8	9	Ind scored 3 runs in 7 th , Chuck Carr 2R HR in 9 th
July 29	Kaiser Wilhelm, Balt	Pitt	8-5 (10)	9	Balt scored 3 runs in top 10 th to beat Rebels
Aug 1	Claude Hendrix, Chi	Ind	4-3	9	Chi scored twice in ninth to beat Cy Falkenberg
Aug 1	Ed Lafitte, Bkn	Buff	7-6	9	Walked seven, outlasted Blues
Aug 3	Frenchy LeClair, Pitt	Bkn (11)	1-0	9	3-hitter, 11-winning win v. Jim Bluejacket
Aug 8	Cy Falkenberg, Ind	StL	2-0	12	Allwd three hits, no BB in dominant performance
Aug 9	Bill Bailey, Balt	Bkn	5-3 (11)	11	Walked five; allowed 12 hits, but outlasted Tip-Tops
Aug 15	Ad Brennan Chi	Buff	1-0	9	Outpitched Al Schulz, who only allowed 4 hits
Aug 20	Vic Mosely, Ind	Buff	3-2	9	Allowed only 4 hits, walked 4; had GW RBI single in 8 th
Aug 27	Bill Bailey, Balt	Ind	2-1	9	Walked 6, gave up 3 hits to beat Cy Falkenberg
Sept 4	Tom Seaton, Bkn	Bkn	5-4 (10)	9	Gave up 13 hits, 4 BB, but prevailed in determined win
Sept 6	Bill Bailey, Balt	KC	12-1	11	Gave up 9 hits, Kenworthy HR, but too much for Pack
Sept 16	Tom Seaton, Bkn	Buff	4-3 (13)	11	Beat Buffeds Russ Ford in extra-inning pitching duel
Sept 20	Vic Mosely, Ind	StL	3-2	10	Allowed 9 hits; Terriers five errors let in two UR
Sept 21	Cy Falkenberg, Ind	StL	3-2	11	Gave up only 4 hits; second consec Indy 3-2 win vs StL

1-0 games

<u>Date</u>	<u>Winner</u>	<u>Loser</u>	<u>Description</u>
Apr 15	Tom Seaton, Bkn	Willie Adams, Pitt	Solly Hofman HR in 4 th inning; Seaton allowed only two hits
June 13	Doc Watson, Chi	Geo. Kaiserling, Ind	Art Wilson solo HR in 4 th inning, one of only two Chicago hits
June 17	Earl Moore, Buff	Howie Camnitz, Pitt	Blues 3b Fred Smith singled home Tom Downey in 9 th inning
Aug 3	Frenchy LeClair, Pitt	Jim Bluejacket, Bkn	11-inning win; LeClair 9 Ks;
Aug 5	Howie Camnitz, Pitt	Ed Lafitte, Bkn	Pitt's Hugh Bradley singled home Savage with UR in bottom 9 th
Aug 12	Cy Falkenberg, Ind	Elmer Knetzer, Pitt	11 innings Kauff won with SF in 11 th
Aug 15	Ad Brennan, Chi	Al Schultz, Buff	Brennan alw 3 hits, 9 Ks; Chi's Zwilling w RBI single in first inning
Aug 21	Elmer Knetzer, Pitt	Doc Crandall, StL	14-innings; won by Rebel Jimmy Savage RBI single
Aug 30	Snipe Conley, Balt	Claude Hendrix, Chi	Terps Kirkpatrick scored on steal of home , part of double steal
Sept 3#2	Gene Krapp, Buff	Claude Hendrix, Chi	Second straight 1-0 loss for Hendrix; Joe Agler RBI single in 3 rd
Sept 7	Dock Crandall, StL	Howie Camnitz, Pitt	Jack Tobin drove in Grover Hartley in to of 10 th
Sept 15	George Kaiserling, Ind	Claude Hendrix, Chi	In 2 nd inng., Edd Roush SF drove in Frank LaPorte, who had tripled

Out of control, individual (*losing pitcher shown in italics*)

<u>Date</u>	<u>Pitcher</u>	<u>Opponent</u>	<u>Score</u>	<u>BB</u>	<u>Description</u>
Apr 13	<i>Tom McGuire, Chi</i>	Ind	9-11	9	Nine BB in 1.1 IP, led to seven runs in first two innings
Apr 13	George Mullin, Ind	Chi	11-9	10	Billiard earned save in walk-plagued game
Apr 27	Earl Moore, Buff	Pitt	1-6	8	Five of eight batters that walked went on to score
July 13	Earl Moore, Buff	StL	6-5	9	Nine BB in 7.3 inning; Blues won on 3-run ninth
Aug 11	Claude Hendrix, Chi	Balt	3-2	8	Terps 8 LOB

Out of control, team

<u>Date</u>	<u>Team</u>	<u>Opponent</u>	<u>Score</u>	<u>BB</u>	<u>Description</u>
Apr 13	Chicago	Ind	9-11	10	Nine BB by Tom McGuire, one by Doc Watson
Apr 13	Indianapolis	Chi	11-9	11	10 BB by George Mullin, one by Harry Billiard
Apr 30	Buffalo	Balt	5-15	9	Bob Smith 6 BB, Al Schulz 3 BB;
May 3	Brooklyn	KC	4-19	9	Rudy Sommers 5 BB, Joe Vernon 4 BB; KC had 18 hits,
July 5	Pittsburgh	StL	0-13	9	Elmer Knetzer 4 BB, Mysterious Walker 5 BB; June 12
	Buffalo	Bkn	8-7	9	Outlasted Tip-Tops; Earl Moore 7 BB, Al Schulz 1 BB

1914 Federal League Pitching Notes**Baltimore's Jack Quinn and George Suggs were almost unstoppable during Terps stretch run**

Terrapin righties Jack Quinn and George Suggs combined to go 18-6 from August 1 through the end of the season to lead Baltimore past Indianapolis for the FL championship.

Suggs was 12-1 from July 20 through the end of the campaign with a 1.80 ERA over his final 15 games. Quinn won seven of his last eight starts from Aug. 24 to season's end, with an ERA of 1.75 during the run. Suggs and Quinn's combined pitching enabled the Terps to catch Indy on Aug. 1 and pull away to win by six games.

Cy Falkenberg's 12-game win streak put Indy atop standings for first four months

Indianapolis ace Cy Falkenberg started the season off with an Opening Day 9-0 five-hit shutout of Chicago and didn't slow down until July, going 16-2 over the first half of the season. After beating KC 6-3 in his second start of the season he lost a 3-0 decision to St. Louis lefty Henry Keupper on April 19.

Falkenberg then won his next 12 games in a row, finally losing to Chicago 2-1, in 11 innings. Both Whales runs resulted from a dropped popup by Hoosier C Bill Rariden.

<u>Date</u>	<u>Opponent</u>	<u>Score</u>	<u>IP</u>	<u>H</u>	<u>R-ER</u>	<u>HR</u>	<u>BB</u>	<u>K</u>	<u>Notes</u>
Apr 26	St. Louis	11-4	9.0	9	3-3	0	1	5	All four runs scored in 4 th inning
Apr 29	at Kansas City	11-68.0	8	5-3	1	0	2	Bill Kenworthy HR	
May 4	Pittsburgh	9-4	9.0	9	4-1	0	1	5	Three unearned runs
May 10	Buffalo	4-3	9.0	8	3-2	0	1	4	Won despite five Hoosier errors
May 13	Baltimore	2-1	9.0	6	1-0	0	1	8	Pitched great to beat Jack Quinn
May 17	at Pittsburgh	8-6	9.0	7	6-4	0	3	5	Outlasted determined Rebel batters
May 21	at Brooklyn	11-0	9.0	5	0-0	0	1	6	Was 2-3, double, 2 BB, 2 RBI at bat
May 24	at Buffalo	3-1	9.0	4	1-1	1	0	6	Larry Schafly HR
May 28	at Baltimore	8-2	9.0	6	2-2	1	3	5	Benny Meyer 2R HR in 1 st inning
May 31	Chicago	7-1	9.0	1	1-0	0	1	8	Austin Walsh 2b in 6 th only Whales hit
June 3	Kansas City	8-3	8.0	6	3-2	0	6	1	Battled control, but never in any real trouble
<u>June 7</u>	<u>at St. Louis</u>	<u>4-2</u>	<u>9.0</u>	<u>5</u>	<u>2-2</u>	<u>0</u>	<u>2</u>	<u>6</u>	<u>Totally in command</u>
Total		12-0	106.0	74	19-17	3	20	66	1.70 ERA during streak

• **Chicago's Rankin Johnson made a high-powered debut July 20 with a shutout win over Brooklyn 2-0**, giving up only six hits and then squeaked past Pittsburgh's Howie Camnitz 2-1 on July 25, allowing only two hits to the Rebels. In his third start, at Indiana, Johnson went eight innings, allowing three runs against the Hoosiers, but was a no-decision, with Doc Watson, on in relief, losing the game 4-3 in the bottom of the ninth.

Johnson then reeled off three shutouts in a row, giving him four shutouts in his first six starts with the Whales. Johnson threw a 4-0 two-hitter against St. Louis on Aug. 2 and three days later, he shut out the Terriers for a second time 8-0, allowing only one hit, a second-inning double by light-hitting Al Boucher. Johnson made it three shutouts in a row on Aug. 9, blanking Kansas City 7-0 on only two hits.

• **Another pitcher who made an immediate impact was Brooklyn's Happy Finneran**, who debuted on May 31 with a 3-0 shutout over Buffalo, allowing only five singles, to win the second game of a Memorial Day DH. Finneran won his next four starts, including a 3-0 four-hit win over Baltimore's George Suggs on June 8.

After finally losing on June 23 to Pittsburgh 5-1, Finneran improved to 7-1 with victories in his next two starts. The magic ended at that point, however, with Finneran losing seven of his next eight decisions. He finished 11-8 for the season.

• **Chicago's Claude Hendrix lost two straight 1-0 games late in the campaign.** On Aug. 30, Hendrix lost 1-0 to Baltimore righthander Snipe Conley, at Baltimore, when Terp baserunner Enos Kirkpatrick stole home on the front end of a double steal. In his next start, Sept 3, Hendrix lost 1-0 at Buffalo in the second game of a doubleheader. Thirteen days later, Hendrix lost yet a third 1-0 decision, to Indianapolis's George Kaiserling.

• **Veteran RHP Bob Groom, St. Louis threw six shutouts for the last-place Terriers**, only one shutout less than Jack Quinn, Gene Packard and Buffalo's Fred Anderson, who tied for the league lead seven shutouts.



• **Buffalo's Russ Ford (left) won two consecutive extra-inning games going 12 innings to earn the win in both decisions.** Ford won at St. Louis 4-3 on Aug. 30, beating Bob Groom. In his next start, in the second game of a DH on Labor Day, Ford beat Chicago's Erv Lange by an identical 4-3 score.

• **Buffalo's Earl Moore (right) got off to a terrible start, losing 11 of his first 12 decisions.** After winning back-to-back games on the road against Brooklyn and Pittsburgh in mid-June, Moore lost another five in a row as his record fell to 3-16. He rebounded to win three in a row July 26-Aug 7, but finished 6-18 for the season. **Moore threw three wild pitches** in a 5-0 Opening Day loss to Brooklyn on April 11.

• **Moore's teammate, Harry Moran, also had an awful start, losing his first eight decisions in a row.** Moran did not win until July 13, with a relief win against St. Louis. He lost his next two decisions and wound up 4-13.

• **Brooklyn RHP Jim Bluejacket**, who joined the Tip-Tops in mid-July, lost a pair of back-to-back heartbreakers in early August. On Aug. 3, Bluejacket lost to Pittsburgh's Frenchy LeClair 1-0, going 11.1 innings in the defeat. In his next start, on Aug. 7 at Baltimore, Bluejacket lost a grueling 2-1 decision, allowing only four hits in a loss to the Terps Jack Quinn.

• **Fred Anderson, Buffalo, balked twice in the second inning** against Brooklyn, leading to a four-run rally for the Tip-Tops an 8-1 Brooklyn win.

• **Chicago and Indianapolis pitchers combined for 21 BB** in an 11-9 Indianapolis win v. Chicago on Apr 13. The Hoosiers George Mullin walked 10 and Chicago's Tom McGuire walked nine in the walk-a-thon. The Hoosiers scored five runs in the top of the ninth for the walk-plagued victory.

- Buffalo's **Gene Krapp** walked six batters in the 2nd inning in a 17-0 loss to Chicago on May 6. **Cy Barger**, Pittsburgh, walked five batters in the 4th inning of a 13-10 win against Chicago on May 26.
- Buffalo's homer-prone **Russ Ford** allowed four home runs against St. Louis on June 25, but still managed to survive the barrage enroute to a sloppy 9-7 win. Jack Tobin, Hughie Miller and Grover Hartley all hit solo homers off Ford and Fred Kommers hit a 2R HR, but the Buffeds scored five runs in the final three innings for a come-from-behind win.
- **Snipe Conley**, Baltimore, hit three batters in a 6-2, 10-inning Terrapin with against Kansas City on July 5. None of the three batters hit by pitches scored.
- **Doc Watson**, St. Louis, acquired in a late-season deal with Chicago, hit three batters in a 3-2 loss to Baltimore on Aug 18. None of the three batters hit by pitches scored
- **Max Fiske**, Chicago, gave up three consecutive home runs in the sixth inning against Baltimore on July 11, but managed to keep the Terps off the scoreboard the rest of the way to win 5-3. Pinch-hitter Guy Zinn, leadoff man Benny Meyer, and Vern Duncan all homered in a row, scoring all three of Baltimore's runs.
- **Cy Falkenberg**, Indianapolis, beat Brooklyn's Tom Seaton in a tight 3-2, 11-inning win on July 15. What made the game special for both pitchers was that **neither pitcher walked a batter** in the extra-inning contest.

Back-to-back shutouts

May 18, May 22	Jack Quinn, Baltimore; 4-0 v. Chicago, 1-0 (11 innings) v. St. Louis
May 24, May 27	Elmer Knetzer, Pittsburgh; 12-0 v. St. Louis, 4-0 v Chicago
May 31#1, June 3	Frank Smith, Baltimore; 2-0 v. Pittsburgh, 2-0 v. Buffalo
June 13, June 16	Gene Krapp, Buffalo; 8-0 at Brooklyn, 5-0 at Pittsburgh
June 27, July 3	Bob Groom, St. Louis; 4-0 v Buffalo, 2-0 v Pittsburgh
Aug 8, Aug 12	Cy Falkenberg; 2-0 v. St. Louis, 1-0 v Pittsburgh
Sept 10, Sept 15	Jack Quinn, Baltimore; 6-0 v. Pittsburgh, 2-0 v. Brooklyn
July 7, July 19, July 24	Cy Falkenberg, Ind; 8-0 v Buffalo, 2-0 v. Balt, 12-0 v. Buffalo (<i>does not inc. 1/3 inng. relief appr. July 12</i>)
Aug 2, Aug 5, Aug 9	Rankin Johnson, Chicago; 4-0 v. St. Louis, 8-0 v. St. Louis, 7-0 v. Kansas City
Aug 5, Aug 8	Fred Anderson, Buffalo; 3-0 (12 innings) at Baltimore, 3-0 v Pittsburgh
Aug 21, Aug 23	Elmer Knetzer, Pittsburgh; 1-0 v StL (13 innings), 2-0 v Chicago

Winning streaks

	Streak	Dates
Cy Falkenberg, Indianapolis	12	Apr 26-June 8
Claude Hendrix, Chicago	11	June 9-Aug 1
George Suggs, Baltimore	8	July 20-Aug 21
Max Fiske, Chicago	7	Apr 20-June 7
Russ Ford, Buffalo	7	June 18-July 17
George Mullin, Indianapolis	6	Apr 22-May 9
Gene Packard, Kansas City	6	May 2-May 31 #2
Elmer Knetzer, Pittsburgh	6	May 18-June 10
Rankin Johnson, Chicago	6	July 20-Aug 17
Vic Mosely, Indianapolis	5	Apr 12-May 2
Bob Groom, St. Louis	5	May 4-May 20
George Kaiserling, Indianapolis	5	May 8-June 8
Happy Finneran, Brooklyn	5	May 31#1 - June 18
Ed Lafitte, Brooklyn	5	July 6-Aug 1
Gene Packard, Kansas City	5	July 7-Aug 2
Bill Chappelle, Brooklyn	5	July 17-Sept6

Losing streaks

	Streak	Dates
Nick Cullop, Kansas City	15	June 19-Aug 20
Earl Moore, Buffalo	9	Apr 24-June 8
Kaiser Wilhelm, Baltimore	9	May 4-June 22
Ed Willett, St. Louis	9	May 26-Aug 3
Harry Moran, Buffalo	8	Apr 15-July 2
Walt Dickson, Pittsburgh	6	May 19-June 12
Earl Moore, Buffalo	5	June 29-July 16
Dave Davenport, StL	6	July 11-Aug 20

Cy Barger, Pittsburgh	6	Aug 8-Sept 26
Tom McGuire, Chicago	5	Apr 13-May 18
Pete Henning, Kansas City	5	May 13-June 20
Don Adams, Kansas City	5	July 4#1-Aug 11
Frenchy LeClair, Pittsburgh	5	Aug 7-Sept 3 #2
Erv Lange, Chicago	5	Aug 13-Sept 6



L to R: IF Enos Kirkpatrick, 1b Harry Swacina, RF Benny Meyer of the Baltimore Terrapins.



Brooklyn's duo of Tom Seaton (21-17) (left) and Ed Lafitte (23-9) (right) lifted the Tip-Tops into fourth place in the Federal League standings.

1914 Federal League individual pitching records against opponents

Baltimore's **Jack Quinn** and Brooklyn righty **Ed Lafitte** were the only two pitchers to win six games against one team. Quinn was 6-1 v. last place St. Louis while Lafitte posted a 6-1 record against sixth place Buffalo.

Six different pitchers won five games against an individual opponent led by Brooklyn's **Tom Seaton**, who won five games against three different teams, all from the second division. Seaton was 5-0 against both KC and Pittsburgh and 5-2 v. StL. Hoosier ace **Cy Falkenberg** was the most successful pitcher in the league against pennant-winner Baltimore at 5-2. Other five-game winners included KC lefty **Gene Packard** (5-1 v. Buffalo); **George Suggs**, Baltimore (5-1 v. Indianapolis), **George Kaiserling**, Indianapolis (5-1 v. Pittsburgh). Brooklyn's **Lafitte** was 5-0 against runner-up Indianapolis.

Seaton fared less well against runner-up Indiana, going 0-6. **Nick Cullop**, who led the FL in losses, was 0-6 against pennant-winning Baltimore. Cullop (1-5 v. Pittsburgh) and St. Louis veteran **Ed Willett** (1-5 v. Chicago) were the only two pitchers to lose five games against a single opponent.

Baltimore	<u>Brkn</u>	<u>Buff</u>	<u>Pitt</u>	<u>Chi</u>	<u>Ind</u>	<u>KC</u>	<u>StL</u>	<u>Total</u>
Jack Quinn 15R	4-2	3-1	4-1	4-3	3-3	4-2	6-1	28-13
George Suggs 13R	2-2	3-1	4-1	2-3	5-1	5-0	4-2	25-10
Kaiser Wilhelm 5R	3-1	1-4	4-1	1-3	1-2	2-1	1-3	13-15
Snipe Conley 11/13R	0-0	2-0	3-0	1-2	1-1	3-0	1-1	11-4
Frank Smith 11R	2-1	4-2	2-1	1-0	1-1	0-1	1-1	11-7
Bill Bailey 11L	1-2	0-1	0-1	1-1	1-1	3-0	0-1	6-7
Ducky Yount 3/5R	0-0	0-0	0-0	0-0	0-0	1-0	0-0	1-0
John Allen 1R	1-1	0-0	0-0	0-0	0-0	0-0	0-0	1-1
Vern Hughes 5R	0-0	0-0	0-0	0-0	0-1	0-0	0-0	0-1
Team	13-9	13-9	11-5	10-12	21-10	18-4	13-9	96-58
No record: Jack Ridgway 1R								

Indianapolis	<u>Balt</u>	<u>Brkn</u>	<u>Buff</u>	<u>Pitt</u>	<u>Chi</u>	<u>KC</u>	<u>StL</u>	<u>Total</u>
Cy Falkenberg 16R	5-2	3-1	4-2	4-1	4-3	4-0	4-1	28-10
George Kaiserling 13R	2-3	2-2	3-2	5-1	2-2	3-1	4-0	21-11
Vic Mosely 9R	1-4	1-3	3-0	2-2	3-1	3-2	4-2	17-14
George Mullin 15R	1-1	3-2	3-1	1-2	3-1	2-2	3-2	16-11
Harry Billiard 8R	1-1	1-1	1-3	1-2	1-2	2-1	0-0	7-10
Frank Harter 3/4R	0-1	0-2	0-0	0-0	0-0	0-0	1-0	1-3
Ed Henderson 3/4L-a	0-0	0-0	0-0	0-0	0-0	0-1	0-0	0-1
Katsy Kiefer 7L	0-0	0-0	0-0	0-0	0-0	0-1	0-0	0-1
Charlie Whitehouse 2/3R	0-0	0-1	0-0	0-0	0-0	0-0	0-0	0-1
R. McConaughy 2/3R	0-0	0-0	0-0	0-1	0-0	0-0	0-1	0-2
Team	10-12	10-12	14-8	13-9	13-9	14-8	16-6	90-64

Chicago	<u>Balt</u>	<u>Brkn</u>	<u>Buff</u>	<u>Pitt</u>	<u>Ind</u>	<u>KC</u>	<u>StL</u>	<u>Total</u>
Claude Hendrix 19R	4-2	4-0	2-1	4-2	2-3	3-3	3-0	22-11
Max Fiske 11R	3-1	2-1	2-3	1-1	2-1	2-2	1-1	13-10
Doc Watson 17R-t	3-1	2-0	2-0	0-1	1-3	3-0	1-2	12-7
Erv Lange 15R	1-4	1-1	1-2	2-1	3-1	1-1	3-1	12-11
Rankin Johnson 15R	0-0	2-0	1-0	2-1	0-1	1-0	2-0	8-2
Mike Prendergast 11R	1-1	1-0	2-2	1-2	1-1	1-2	2-2	8-10
Tom MgGuire 8R	0-1	3-3	1-0	2-0	0-2	0-1	0-1	6-8
Ad Brennan 6L	0-0	0-2	3-0	0-0	0-1	0-2	2-1	5-6
Babe Sherman 1R	0-0	0-0	0-0	0-1	0-0	0-0	0-0	0-1
Dave Black 1/2R	0-0	0-0	0-0	0-1	0-0	0-1	0-0	0-2
Team	12-10	15-7	14-8	12-10	9-13	10-12	14-8	86-68

Brooklyn	<u>Balt</u>	<u>Buff</u>	<u>Pitt</u>	<u>Chi</u>	<u>Ind</u>	<u>KC</u>	<u>StL</u>	<u>Total</u>
Ed Lafitte 15R	2-2	6-1	1-2	1-3	5-0	4-1	4-0	23-9
Tom Seaton 13R	1-4	4-2	5-0	1-3	0-6	5-0	5-2	21-17
Happy Finneran 11R	3-0	2-0	3-1	0-2	1-1	1-2	1-2	11-8
Chappelle 7/8R	0-2	0-0	1-0	1-0	2-0	2-0	0-1	6-3
Rudy Sommers 3/4L	0-1	0-0	1-0	1-1	0-0	1-2	2-0	5-4
Byron Houck 9/11R	1-1	1-0	0-1	1-2	2-2	0-1	0-0	5-7
Dan Marion 5R	2-1	0-1	1-2	0-2	1-0	0-0	0-1	4-7
Mordecai Brown 7R-a	0-1	0-1	0-0	1-0	1-1	0-0	1-1	3-4
Bert Maxwell 7R	0-0	1-0	1-2	0-1	0-0	0-1	0-0	2-4
Fin Wilson 1L	0-0	0-0	0-0	1-0	0-0	0-0	0-0	1-0
Jim Bluejacket 5R	0-1	1-1	0-1	0-1	0-0	0-0	0-2	1-6
Rube Peters 7R	0-0	0-0	0-0	0-0	0-0	0-1	0-0	0-1
Herold Juul 1R	0-0	0-1	0-0	0-0	0-0	0-2	0-0	0-2
Team	9-13	15-7	13-9	7-15	12-10	13-9	13-9	82-72
No record Joe Vernon 1R								

Kansas City	<u>Balt</u>	<u>Brklyn</u>	<u>Buff</u>	<u>Pitt</u>	<u>Chi</u>	<u>Ind</u>	<u>StL</u>	<u>Total</u>
Gene Packard 14L	1-3	3-1	5-1	4-1	3-1	3-1	4-2	23-10
Chief Johnson 10R	1-3	1-0	1-2	3-1	2-1	2-0	2-0	12-7
Nick Cullop 14L	0-6	1-4	2-3	1-5	2-3	2-3	2-0	10-24
Ben Harris 5R	0-2	3-1	1-0	1-0	2-0	0-3	1-1	8-7
Dwight Stone 4R	1-2	0-4	0-2	3-0	2-1	0-3	2-2	8-14
Pete Henning 3/4R	0-1	1-1	1-1	0-1	0-2	0-3	2-1	4-10
Dan Adams 5/7R	1-1	0-2	0-3	1-1	1-2	1-0	0-3	4-12
George Hogan 1R	0-0	0-0	0-0	0-0	0-0	0-1	0-0	0-1
Team	4-18	9-13	10-12	13-9	12-10	8-14	13-9	69-85
No record Ducky Swan 1R								

Buffalo	<u>Balt</u>	<u>Brklyn</u>	<u>Pitt</u>	<u>Chi</u>	<u>Ind</u>	<u>KC</u>	<u>StL</u>	<u>Total</u>
Russ Ford 18R	2-1	1-3	2-0	4-1	3-3	2-1	4-1	18-10
Gene Krapp 15R	1-1	2-1	3-3	1-2	1-2	4-1	3-2	15-12
Fred Anderson 12R	3-0	1-3	2-2	2-3	1-3	3-2	3-1	15-14
Al Schulz 8L	1-3	1-1	0-2	1-2	2-2	1-2	2-1	8-13
Earl Moore 6R	1-4	1-3	3-2	0-4	0-2	1-3	0-0	6-18
Harry Moran 6L	0-3	1-2	0-1	0-2	1-2	0-1	2-2	4-13
Dan Woodman 10R	0-0	0-0	0-0	0-0	0-0	1-0	0-1	1-1
Ed Porray 4R	1-0	0-1	0-1	0-0	0-0	0-0	0-0	1-2
Bob Smith 4/7R	0-1	0-0	0-0	0-0	0-0	0-0	0-0	0-1
Joe Houser 2/3L	0-0	0-1	0-1	0-0	0-0	0-0	0-0	0-2
Team	9-13	7-15	10-12	8-14	8-14	12-10	14-8	68-86
No record Biff Schlitzer 1R								

Pittsburgh	<u>Balt</u>	<u>Brklyn</u>	<u>Buff</u>	<u>Chi</u>	<u>Ind</u>	<u>KC</u>	<u>StL</u>	<u>Total</u>
Elmer Knetzer 14R	2-3	2-2	2-1	4-1	4-2	2-3	3-1	19-13
Walt Dickson 11R	1-4	3-3	4-2	1-1	3-2	2-1	2-2	16-15
Howie Camnitz 11R	1-3	2-2	2-1	2-4	2-3	3-3	4-1	16-17
Mysterious Walker 4R	0-3	0-3	4-1	2-2	0-3	1-2	0-1	7-15
Cy Barger 4R	1-3	1-1	0-2	0-3	0-1	1-2	1-3	4-15
Frenchy LeClair 3/4R	0-0	1-0	0-2	0-1	0-2	0-2	1-1	2-8
Willie Adams 4/5R	0-1	0-1	0-0	1-0	0-0	0-0	0-2	1-4
Frank Allen 9L	0-0	0-1	0-0	0-0	0-0	0-0	0-0	0-1
Ed Henderson 3/4L-t	0-0	0-0	0-1	0-0	0-0	0-0	0-0	0-1
Team	5-17	9-13	12-10	10-12	9-13	9-13	11-11	65-89
No record Biff Schlitzer 1R								


St. Louis	<u>Balt</u>	<u>Brklyn</u>	<u>Buff</u>	<u>Pitt</u>	<u>Chi</u>	<u>Ind</u>	<u>KC</u>	<u>Total</u>
Bob Groom 10R	2-1	1-3	3-2	3-2	2-4	2-2	3-3	16-17
Doc Crandall 8R	2-2	2-0	1-3	3-2	0-0	1-4	2-1	11-12
Henry Keupper 4L	0-2	1-4	2-3	1-2	1-1	2-2	1-2	8-16
Dave Davenport 11R	2-1	1-0	0-3	1-3	1-4	1-3	2-1	8-15
Mordecai Brown 7R-t	0-3	2-0	0-0	2-2	2-0	0-1	1-1	7-7
Doc Watson 17R-a	0-2	1-1	1-0	1-0	1-0	0-1	0-1	4-5
Ed Willett 4R	2-1	0-3	1-2	0-0	1-5	0-3	0-4	4-18
Ernie Herbert 4/6R	1-1	1-2	0-1	0-0	0-0	0-0	0-0	2-4
Team	9-13	9-13	8-14	11-11	8-14	6-16	9-13	60-94

No record Ted Welch 2R

Pitchers with multiple teams	<u>Balt</u>	<u>Brkn</u>	<u>Buff</u>	<u>Pitt</u>	<u>Chi</u>	<u>Ind</u>	<u>KC</u>	<u>StL</u>	<u>Total</u>
Doc Watson, Chi-StL	2-3	3-1	3-0	1-1	1-0	1-4	3-1	1-2	15-12
Mordecai Brown, StL-Bkn	0-4	2-0	0-1	2-2	3-1	1-2	1-1	1-1	10-11



Indianapolis George Kaiserling was 21-11 with the Hoosiers.



Gene Krapp, Buffalo, was 15-12 for the sixth-place Blues.

1914 Federal League Fielding Statistics

Regular players and players who logged significant time at a listed position are shown.

Errors listed show errors committed *only at listed position*. Only players with significant playing time are listed.

Games at positions are estimated.

Catcher	G	E		
Ted Easterly, KC	121	37		
Walter Blair, Buff	111	34		
Claude Berry, Pitt	113	21		
Fred Jacklitsch, Balt	114	20		
Grover Land, Bkn	94	19		
Yip Owens, Bkn	51	13		
Harvey Russell, Balt	48	12		
Mike Simon, StL	81	11		
Art Wilson, Chi	125	7		
Bill Rariden, Ind	124	6		
First base	G	E		
Harry Swacina, Balt	152	23		
Hap Myers, Bkn	87	22		
Fred Beck, Chi	152	13		
Hughie Miller, StL	126	10		
Chuck Carr, Ind	106	9		
George Stovall, KC	115	9		
Cy Rheam, Pitt	50	8		
Hal Chase, Buff	78	8		
Second base	G	E		
Jack Farrell, Chi	145	23		
Otto Knabe, Balt	139	22		
Frank LaPorte, Ind	136	20		
Tom Downey, Buff	147	19		
Solly Hoffman, Bkn	125	17		
Bill Kenworthy, KC	146	15		
Jack Lewis, Pitt	121	15		
Doc Crandall, StL	71	10		
John Misse, StL	80	9		
Jim Delahanty, Bkn	70	7		
Hack Simmons, Balt	12	4		
Shortstop	G	E		
Jimmy Esmond, Ind	144	44		
Joe Tinker, Chi	111	39		
Mickey Doolin, Balt	140	33		
Baldy Louden, Buff	119	33		
Al Bridwell, StL	116	32		
Ed Gagnier, Bkn	92	22		
Ed Holly StL	90	16		
Pep Goodwin, KC	59	11		
Johnny Rawlings, KC	61	14		
Steve Yerkes, Pitt	46	7		
Pitchers	G	E		
Howie Camnitz, Pitt	38	19		
Jack Quinn, Balt	43	10		
Mordecai Brown, StL-Bkn	32	10		
Nick Cullop, KC	37	8		
Tom Seaton, Bkn	42	7		
Al Schulz, Buff	29	7		
Cy Falkenberg, Ind	45	6		
Tom McGuire, Chi	26	6		
Max Fiske, Chi	33	6		
Bob Groom, StL	41	0		
Claude Hendrix, Chi	35	0		
Third base	G	E		
Rollie Zeider, Chi	110	22		
Ed Lennox, Pitt	138	18		
Jimmy Walsh, Balt	101	17		
Bill McKechnie, Ind	144	15		
George Perring, KC	125	14		
Tex Westerzil, Bkn	146	14		
Al Boucher, StL	144	14		
Fred Smith, Buff	115	13		
Harry Fritz, Chi	49	4		
Enos Kirkpatrick, Balt	43	3		
Left Field	G	E		
Chet Chadbourne, KC	145	13		
Frank Delahanty, Buff	65	8		
Al Scheer, Ind	107	6		
Al Kaiser, Ind	45	6		
George Anderson, Bkn	68	5		
Ward Miller, StL	109	5		
Everett Booe, Buff-Ind	84	5		
Joe Agler, Buff	61	5		
Hack Simmons, Balt	82	3		
Davy Jones, Pitt	81	3		
Center Field	G	E		
Vin Campbell, Ind	120	29		
Rebel Oakes, Pitt	143	22		
Art Kruger, KC	117	21		
Charlie Hanford, Buff	145	18		
Vern Duncan, Balt	132	17		
Al Shaw, Bkn	95	11		
Fred Kommer, StL-Balt	64	5		
Ward Miller, StL	25	3		
Right field	G	E		
Benny Meyer, Balt	122	19		
Grover Gilmore, KC	134	18		
Steve Evans, Bkn	135	14		
Johnny Tobin, StL	125	14		
Benny Kauff, Ind	140	11		
Tex McDonald, Pitt-Buff	113	9		
Guy Zinn, Balt	29	4		
Del Young, Buff	37	1		

1914 Federal League fielding stats, continued

Passed balls (leaders)	G	PB
Ted Easterly, KC	121	16
Claude Berry, Pitt	113	16
Grover Land, Bkn	94	15
Art Wilson, Chi	125	12
Mike Simon, StL	81	11
Walter Blair, Buff	111	10
Fred Jacklitsch, Balt	114	9
Bill Rariden, Ind	124	8

Outfield assists (leaders)	Asst
Al Wickland, Chi	15
Benny Kauff, Ind	13
Grover Gilmore, KC	13
Steve Evans, Bkn	12
Chet Chadbourne, KC	12
Art Kruger, KC	9
Tex McDonald Pitt-Buff	9
Benny Meyer, Balt	9
Vern Duncan, Balt	8
Fred Kommers, StL-Balt	8
Johnny Tobin, StL	8
Max Flack, Chi	7
Jimmy Savage, Pitt	7
Vin Campbell, Ind	6
Claude Cooper, Bkn	6
Charlie Hanford, Buff	6
Joe Agler, Buff	6
Del Young, Buff	6
Luther Bonin, Buff	5
Cad Coles, KC	5



Baltimore player manager Otto Knabe committed only 22 errors at second base for the Terrapins.



Brooklyn's Steve Evans led the FL with 115 RBIs. His strong right arm in RF nailed 12 baserunners and pre-empted many other baserunners seeking to advance and extra base .



Al Wickland, Chicago RF, threw out 15 baserunners.

1914 Federal League Fielding Highlights

Triple plays

<u>Date</u>	<u>Team</u>	<u>Batter</u>	<u>Description</u>
Apr 17	StL	Dutch Zwilling, Chi	Zwilling hit line drive to Terriors 2b Joe Mathes. Mathes tagged baserunner Rollie Zeider at 2b and threw to 1b Hughie Miller to retire Joe Tinker at first base.
Apr 23	Pitt	Steve Evans, Bkn	Brooklyn's Steve Evans lined out to Rebel 1b Hugh Bradley, who tagged baserunner Hap Myers out and threw to SS Ed Holly to retire the baserunner at second base, Claude Cooper.
May 20	Pitt	George Stovall, KC	Stovall lined out to Pitt 1b Hugh Bradley, who tagged Bill Kenworthy out at first base and threw to SS Ed Holly to nail Grover Gilmore out at second base.
July 20	Chicago	Art Griggs, Bkn	Griggs hit a line drive out to Whales 1b Fred Beck, who tagged baserunner Jim Delahanty out, and threw to SS Joe Tinker, who retired George Anderson at 2b.

Individual fielding achievements

<u>Date</u>	<u>Player</u>	<u>Description</u>
Apr 13	RF Cad Coles, KC	Threw out St. Louis's Mike Simon and Doc Crandall at home, but KC still lost to St. Louis 7-4.
Apr 23	RF Fred Kommers, StL	Threw out Kansas City's George Perring and Ted Easterly at home, but St. Louis lost 4-0 to Kansas City.
May 7	RF Danny Murphy, Bkn	Murphy threw out Indianapolis Biddy Dolan at home in the 8 th inning and Hoosiers C Bill Rariden at home in the 9 th to help Brooklyn beat Indy 4-2.
June 30	RF Benny Kauff, Ind	Threw out Steve Evans at third and Solly Hofman at home, only bright spots in 20-5 loss to Brooklyn.
July 11	LF Chet Chadbourne, KC	Threw out Brooklyn baserunners Steve Evans and Grover Land at home in 13-8 Packer victory.
Sept 25	CF Art Kruger, KC	Threw out three Indianapolis baserunners and also committed an error, but the Hoosiers won 10-8 in 10 innings.
Sept 26	RF Al Wickland, Chi	Threw out three baserunners, two at home in the first inning, gunning down St. Louis baserunners LaRue Kirby and Doc Crandall in back-to-back plays that followed an error by Wickland. St. Louis won the game, the final contest of the season for both teams, 4-3.


Team fielding mishaps: five or more errors in one game and other team oddities

<u>Date</u>	<u>Team</u>	<u>Errors</u>	<u>Description</u>
May 7	Baltimore	5	Terps starter George Suggs allowed only six hits, but undone by three unearned runs, two by C Tony Jacklitsch (both on the same play). Four of the errors came in two innings as the Terps lost 5-3.
May 10	Indianapolis	5	Hoosiers committed five errors, including two by SS Jimmy Esmond, but only gave up one unearned run as Cy Falkenberg beat Buffalo 4-3, allowing eight hits.
May 14	Indianapolis	5	All four runs by Baltimore were unearned, but Indy prevailed, behind Harry Billiard, 7-4.
May 26	Baltimore	5	Terps sloppy defense, gave up six unearned runs in a 9-0 shutout loss to George Kaiserling. C Tony Jacklitsch and SS Mickey Doolin each committed two errors.
May 28	Baltimore	5	Three errors in third allowed three runs as Indy took advantage of leaky Balt defense to win 8-2 behind Cy Falkenberg, who improved to 11-1.
May 31#1	Buffalo	5	All five errors occurred in the late innings, allowing two unearned runs in 8-2 loss to Brooklyn, sixth loss in a row for the Blues.
June 10	Brooklyn	5	Baltimore scored four unearned runs early off two errors and a passed ball and went on to win 7-6 in 10 innings.
June 25	Pittsburgh	5	Rebels P Howie Camnitz booted two balls and his teammates committed three more errors, plus a passed ball by C Claude Berry, but Pitt somehow managed to overwhelm Indianapolis 8-3.
June 26	Chicago	6	Whales defense fell apart early, allowing six runs on four errors in the first two innings, losing to Baltimore 9-2. Whales 1b Fred Beck made two errors late in the game.
June 26	Kansas City	5	Brooklyn scored four unearned runs, thanks to the Pack's leaky defense, en route to an easy 8-1 win. Cliff Daringer made two errors for Kansas City.
July 29	St. Louis	6	Six errors and a passed ball handed Baltimore earned runs and a 13-1 cakewalk.
July 9	St. Louis	5	Two errors in second inning led to seven runs for Brooklyn as Tip-Tops prevailed 11-9.

July 12	Baltimore	6	P Jack Quinn and RF Benny Meyer both made two of Baltimore's six errors, but Terps somehow overcame poor defensive performance to beat Chicago 6-5.
July 14	Baltimore	5	Terps defense collapsed in seventh inning allowing Chicago to score four runs, which proved the difference in an 8-4 loss. P Snipe Conley made two of the errors.
July 17	Indianapolis	5	Pair of costly errors in 10 th inning let Brooklyn walk away with 8-7 win.
July 31	Kansas City	5	SS Cliff Daringer made two errors and the Packers committed three additional miscues in a 6-5 loss to St. Louis, including three unearned runs.
Aug 9	Indianapolis	5	Errors by SS Jimmy Esmond and P Ralph McConnaughey led to seven unearned runs for St. Louis as the Terriers buried Indy 17-1. Esmond made two errors in the loss.
Aug 13	Indianapolis	6	Hoosier defense made six errors, resulting in three unearned runs, but Indy poured over five runs in the 8 th inning to beat St. Louis 9-5. 1b Chuck Carr and 2b Frank LaPorte each committed two errors.
Aug 30	St. Louis	5	Terrier SS Al Bridwell and 1b Hughie Miller made back-to-back errors in the 12 th to hand Buffalo a 4-3, 12-inning win. 3b Al Boucher and Bridwell each made two errors.
Sept 6	Brooklyn	5	Tip-Tops made five errors and a passed ball by C Art Watson, but prevailed over Chicago 7-6 in 11 innings.
Sept 20	St. Louis	5	Terriers made all five errors in the first three innings, allowing two unearned runs, both of which proved costly, with Indianapolis winning 3-2.

Fielding oddities (individual)

<u>Date</u>	<u>Player</u>	<u>Description</u>
May 31#2	C Doc Kerr, Pitt	Committed two passed balls while Baltimore's Harvey Russell was batting, leading to an unearned run allowed in an 8-7 loss to the Terrapins.
June 22	SS Jimmy Esmond, Ind	Esmond made three errors, but Indianapolis won 7-3 behind Harry Billiard.
June 28	P Howie Camnitz, Pitt	Camnitz, who made two errors in his previous start, made three more in an 8-2 loss to Indianapolis.
July 2	SS Al Halt, Bkn	Committed three errors, but none of the runners scored as Tips beat Indiana 5-0 behind Happy Finneran, who only allowed four hits.
Aug 1	C Mike Simon, STL	Simon picked off KC's Grover Gilmore at 2b in the second inning and Pep Goodwin at 2b in the third inning, but St. Louis lost 5-4 in 10 innings to the Packers.
Sept 5	C Art Wilson, Chi	Picked off Brooklyn's Solly Hofman <i>twice</i> at second base in an 8-2 loss to the Tips.



Kansas City C-OF Ted Easterly hit .342 and had a .395 OBP, but his defensive skills behind the plate were lacking. Easterly committed 37 errors and made 19 passed balls, the most by any catcher in the Federal League.

1914 Federal League Injury and Ejections Summary

<u>Dates</u>	<u>Player, Team</u>	<u>Games Missed</u>	<u>Description</u>
Apr 16	Al Bridwell, StL	13	Collision w LF Delos Drake chasing fly hit by Dutch Zwilling, Chi
Apr 16	Delos Drake, StL	4	Collision w SS Al Bridwell chasing fly hit by Dutch Zwilling, Chi
Apr 22	Vin Campbell, Ind	5	Ran into CF fence chasing triple by George Textor, Chi
May 9	Art Wilson, Chi	2	Collision w 1b Fred Beck chasing foul ball
May 19	Frank Rooney, Ind	18	Collision at 1b w baserunner Cy Rheam, Pitt
May 22	Ward Miller, StL	6	Ran into LF wall chasing hit by Harry Swacina, Balt
June 22	Fred Smith, Buff	1	Struck by line drive hit by Kaiser Wilhelm, Balt
June 22	Al Shaw, Balt	5	Ran into CF fence making catch on fly hit by Hugh Bradley, Pitt
July 19	Al Bridwell, StL	8	Collision w LF John Tobin on hit by Jimmy Savage, Pitt
July 19	John Tobin, StL	3	Collision w SS Al Bridwell chasing fly hit by Jimmy Savage, Pitt
July 21	George Anderson, Bkn	14	Collision w SS Ed Gagnier chasing double by Bruno Block, Chi
July 21	Ed Gagnier, Brkn	13	Collision w LF George Anderson chasing double by Bruno Block, Chi
July 29	Delos Drake, StL	5	Collision w SS John Misse in LF chasing hit by George Stovall, KC
July 29	John Misse, StL	10	Collision w LF Delos Drake in LF chasing hit by George Stovall, KC
July 29	Ed Holly, Pitt	13	Collision w LF Davy Jones in LF chasing hit by Harry Swacina, Balt
July 29	Davy Jones, Pitt	16	Collision w SS Ed Holly in LF chasing hit by Harry Swacina, Balt
Aug 15	Walter Blair, Buff	6	Collision at home trying to tag baserunner Max Flack, Chi
Aug 17	Harry Fritz, Chi	11	Struck by line drive hit by Hal Chase, Buff
Aug 22	George Perring, KC	5	Collision with SS Cliff Daringer chasing foul ball
Aug 24	Bill McKechnie, KC	1	Hurt sliding into second base
Sept 7	Fred Smith, Buff	1	Collision with LF Joe Agler chasing hit by Vin Campbell, Ind
Sept 7	Joe Agler, Buff	1	Collision with SS Fred Smith chasing hit by Vin Campbell, Ind
Sept 7	Al Halt, Bkn	10	Collision w LF George Anderson chasing hit by Al Wickland, Chi
Sept 7	George Anderson, Bkn	10	Collision w SS Al Halt chasing hit by Al Wickland, Chi
Sept 12	Mickey Doolin, Balt	1	Collision w CF Vern Duncan chasing fly ball
Sept 21	Jim Smith, Chi	4	Collision w LF Max Flack chasing double hit by Dwight Stone, KC
Sept 21	Max Flack, Chi	4	Collision w SS Jim Smith chasing double hit by Dwight Stone, KC
Sept 23	Hughie Miller, StL	3	Ran into stands making catch of foul ball hit by Fred Beck, Chi
Sept 25	Ed Holly, Pitt	1	Collision w LF Davy Jones in LF chasing double by Jim Delanty, Bkn
Sept 25	Davy Jones, Pitt	1	Collision w SS Ed Holly in LF chasing double by Jim Delanty, Bkn

Injury summary by team

	<u>Injuries</u>	<u>Games Missed</u>
St Louis	8	52
Brooklyn	5	52
Pittsburgh	4	32
Indianapolis	3	24
Chicago	4	21
Kansas City	1	5
Baltimore	1	2

Ejections

June 16	Max Flack, Chi	Argued strikeout call
June 20	Max Flack, Chi	Argued strikeout call
June 27	Ward Miller, StL	Argued strikeout call
Sept 8	Carl Vandagriff, Ind	Argued strikeout call
Sept 23	Doc Kerr, Balt	While catching, argued BB call



Chicago's Max Flack was ejected twice within one week in June, both times for disputing strikeout calls while batting.

April 17, 1914 (Federal League)

Kansas City 10, Indianapolis 9

Packers hands Indy first loss of season; stage amazing come-from-behind surge to win extra-inning game

Indianapolis (5-1) dropped its first game of the season, blowing a huge lead and losing to Kansas City (3-3) 10-9 in 10 innings.

The Hoosiers blasted Kansas City starter Pete Henning for nine runs on 18 hits in the first five innings, while building up a 9-1 lead. After giving up five runs in the first two innings, KC left Henning in the game to continue what looked like a lost cause. Indianapolis kept on scoring on Henning, adding four more runs in the next two innings.

Of the 18 hits accumulated by Indy in the first five innings off Henning, only two were for extra bases; doubles by Edd Roush and 1b Biddy Dolan.

In the 7th inning, down 9-1, Kansas City pushed over four runs off Hoosier starter Vic Mosely. After Mosely got through the eighth inning with no problems and a four-run lead, he immediately got in trouble in the top of the ninth, giving up two runs to cut Indy's lead to 9-7. The Hoosiers brought in Harry Billiard in relief, but Billiard walked Art Kruger, the first man he faced, and Cliff Daringer, the next batter drove in two runs to tie the game.

With Gene Packard, KC's ace, on in relief, the Hoosiers were retired in order in the ninth, sending the game into extra innings. In the top of the 10th, with Billiard still on for Indianapolis, KC's Chet Chadbourne led off with a single and was doubled home by the next hitter, Johnny Potts, putting KC ahead 10-9.

In the bottom of the 10th, Packard walked Hoosier 2b Frank LaPorte to start the inning and then hit Dolan with a pitch, putting the winning run at second base. The next batter, Jimmy Esmond, however, hit into a double play and Packard retired Al Scheer to finish the game and give the Packers a memorable come-from-behind win.

Biddy Dolan was 4-5 with 3 RBIs for Indiana. Hoosier starter Vic Mosely was 0-5, with five strikeouts.

The Hoosiers loss tied them with Baltimore (5-1) for first place, one game ahead of Brooklyn (4-2).

<u>Kansas City</u>	<u>AB</u>	<u>R</u>	<u>H</u>	<u>RBI</u>	<u>Indianapolis</u>	<u>AB</u>	<u>R</u>	<u>H</u>	<u>RBI</u>
Chadbourne cf	6	2	2	0	Campbell cf	5	1	3	0
Potts rf	4	1	2	2	McKechnie 3b	6	1	3	0
Kenworthy 2b	6	0	1	1	Roush lf	6	2	3	0
Tappan 3b	6	1	2	2	LaPorte 2b	5	2	2	2
Perring 1b	5	1	2	0	B. Dolan 1b	5	2	4	2
Kruger cf	3	1	0	1	Edmond ss	5	0	0	0
Daringer ss	5	1	3	2	Scheer rf	5	1	2	1
D. Brown c	4	1	1	0	Textor c	5	0	2	1
Henning p	2	0	1	0	Mosley p	5	0	0	0
a-Stovall ph	0	1	0	0	Total	48	9	18	6
b-Coles ph	1	1	1	0					
c-Easterly	1	0	0	0					
Total	44	10	15	8					

Kansas City 000 010 404 1-10

Indianapolis 203 103 000 0-9

E - D. Brown, Potts. **LOB** - Kansas City 11, Indianapolis 14. **BB** - Potts 2, Perring, Kruger, D. Brown, Stovall; LaPorte, Esmond, Scheer. **2B** - Potts; Roush, B. Dolan. **HBP** - B. Dolan (by Packard). **GIDP** - Chadbourne, D. Brown; B. Dolan, Esmond.

<u>Kansas City</u>	<u>IP</u>	<u>H</u>	<u>R</u>	<u>ER</u>	<u>HR</u>	<u>BB</u>	<u>SO</u>
Henning	6.0	18	9	8	0	1	4
Stone	2.0	1	0	0	0	1	2
Packard W 2-0	2.0	0	0	0	0	1	0

<u>Indianapolis</u>	<u>IP</u>	<u>H</u>	<u>R</u>	<u>ER</u>	<u>HR</u>	<u>BB</u>	<u>SO</u>
Mosely	8.2	12	9	9	0	5	4
Billiard L 0-1	1.1	3	1	1	0	2	0

WP-Mosely. HB- Packard (hit B. Dolan).

June 5, 1914 (Federal League)

Kansas City 9, Indianapolis 0

Gene Packard throws first no-hitter of 1914 Federal League season

Kansas City lefty Gene Packard surprised first-place Indianapolis (36-13) with a no-hitter, winning his 11th game of the season and just missing a perfect game.

After the Packers reeled off five runs in the top of the first, Packard was untouchable and retired the first 25 Hoosier batters in a row before Hoosier C Bill Rariden drew a base on balls with one-out in the ninth to break up the perfect game. Packard retired pinch-hitter Carl VandeGrift and leadoff man Al Kaiser to complete the no-hitter. He struck out five in his pitching gem.

Kansas City took command of the game In the top of the first. KC second baseman Bill Kenworthy and SS Pep Goodwin both slammed two-run home runs off Hoosier starter Ed Henderson as the Packers staked Packard to a 5-0 lead. The Pack added three more runs in the ninth inning off Indy reliever Frank Harter. Kenworthy was 5-5 for Kansas City, adding a pair of singles and two doubles to his two-run HR. In an oddity, Kansas City batters completed the game without a single strikeout.

The Packer win was only their second win against Indianapolis in nine meetings between the teams this season. The Packers, in sixth place, improved to 22-27, two games behind Chicago and St. Louis, both tied at 24-25 for fifth place.

<u>Kansas City</u>	<u>AB</u>	<u>R</u>	<u>H</u>	<u>RBI</u>	<u>Indianapolis</u>	<u>AB</u>	<u>R</u>	<u>H</u>	<u>RBI</u>
Chadbourne cf	5	0	0	0	Kaiser cf	4	0	0	0
Gilmore rf	4	2	3	0	McKechnie 3b	3	0	0	0
Kenworthy 2b	5	2	5	2	Kauff rf	3	0	0	0
Stovall 1b	5	2	1	1	LaPorte 2b	3	0	0	0
Perring 3b	5	0	2	3	Carr 1b	3	0	0	0
Kruger cf	5	1	1	1	Scheer lf	3	0	0	0
Godwin ss	3	1	2	2	Esmond ss	3	0	0	0
Daringer ss	2	0	1	0	Rariden c	2	0	0	0
Enzenroth c	4	0	0	0	Henderson p	2	0	0	0
Packard p	4	0	1	0	Vandagriff ph	1	0	0	0
Total	44	9	14	9	Total	27	0	0	0

Kansas City 500 000 003 - 9

Indianapolis 000 000 000 - 0

E - Esmond. **LOB** - Kansas City 7, Indianapolis 1. **BB** - Gilmore; Rariden. **2B** - Kenworthy 2, Perring. **HR** - Kenworthy (#7, off Henderson), Godwin (#3, off Henderson). **GIDP** - Enzenroth.

<u>Kansas City</u>	<u>IP</u>	<u>H</u>	<u>R</u>	<u>ER</u>	<u>HR</u>	<u>BB</u>	<u>SO</u>
Packard W 11-2	9.0	0	0	0	0	1	5

<u>Indianapolis</u>	<u>IP</u>	<u>H</u>	<u>R</u>	<u>ER</u>	<u>HR</u>	<u>BB</u>	<u>SO</u>
Henderson L 0-1	6.0	9	6	3	2	1	0
Harter	3.0	5	3	3	0	0	0

June 6, 1914 (Federal League)

Kansas City 3, Indianapolis 2

KC pushed over three runs in top of ninth; first time Indy loses two in a row in 1914 replay

Little-used Kansas City pinch-hitter Walter Tappan hit a two-run homer in the top of the ninth to cap a three-run KC rally and a 3-2 win over the Hoosiers, handing them their second straight loss. The Indianapolis defeat marked the first time the Hoosiers had lost two in a row this season. The previous day, KC lefty Gene Packard threw a no-hitter at the league-leading Hoosiers.

Indy jumped out in front 1-0 in the bottom of the first when Frank LaPorte singled home Bill McKechnie, aboard via an error by KC rightfielder Grover Gilmore. The Hoosiers added another run in the sixth when pitcher George Mullin hit an RBI single to score Al Scheer from second base.

Mullin was superb through the first eight innings, allowing only five hits and one walk. His fortunes changed, however, with three straight batters in the ninth. Mullin retired the first two batters, but KC's Cad Coles hit a pinch-hit double and C Ted Easterly scored Coles on a single, to cut the Indy lead to 2-1. Walter Tappan, hitting for Mullin, then slammed a two-run homer, putting KC ahead 3-2.

Packer Ben Harris gave up a leadoff single to pinch-hitter Vin Campbell to start the bottom of the ninth, but Campbell was erased in double play and Harris retired Benny Kauff to end the game and earn his second save.

The loss cut the Indianapolis (36-14) lead to six games over Baltimore (30-20). Kansas City improved to 23-27, 13 games out of first place.

<u>Kansas City</u>	<u>AB</u>	<u>R</u>	<u>H</u>	<u>RBI</u>	<u>Indianapolis</u>	<u>AB</u>	<u>R</u>	<u>H</u>	<u>RBI</u>
Chadbourne cf	3	0	0	0	Kaiser cf	3	0	0	0
Gilmore rf	5	0	1	0	Campbell ph	1	0	1	0
Kenworthy 2b	4	0	1	0	McKechnie 3b	5	1	0	0
Stovall 1b	4	0	0	0	Kauff rf	5	0	0	0
Perring 3b	4	0	0	0	LaPorte 2b	4	0	1	1
Kruger cf	3	0	0	0	Carr 1b	4	0	0	0
Daringer ph	1	0	0	0	Scheer lf	3	1	2	0
Godwin ss	3	0	1	1	Esmond ss	4	0	1	0
Coles ph	1	1	1	0	Rariden c	4	0	1	0
Easterly c	4	1	2	1	Mullin p	4	0	3	1
Cullop p	3	0	1	0	Total	37	2	8	2
Tappan ph	1	1	1	2					
Total	36	3	8	3					

Kansas City 000 000 003 - 3

Indianapolis 100 001 000 - 2

E - Perring, Gilmore, Stovall; Esmond 2, McKechnie, Kaiser. **PB** - Easterly. **LOB** - Kansas City 8, Indianapolis 8. **BB** - Chadbourne 2; Kaiser, Scheer. **2B** - Godwin 2; Mullin. **HR** - Tappan (#3, off Mullin). **CS** - Gilmore. **Sac** - Kenworthy. **GIDP** - McKechnie, Kauff. **OF asst** - Gilmore (threw out Kaiser at 3b in 1st inning).

<u>Kansas City</u>	<u>IP</u>	<u>H</u>	<u>R</u>	<u>ER</u>	<u>HR</u>	<u>BB</u>	<u>SO</u>
Cullop W 4-6	8.0	7	2	1	0	2	2
B. Harris Sv	1.0	1	0	0	0	0	0

<u>Indianapolis</u>	<u>IP</u>	<u>H</u>	<u>R</u>	<u>ER</u>	<u>HR</u>	<u>BB</u>	<u>SO</u>
Mullin L 8-5	9.0	8	3	3	1	2	1

WP- Cullop

June 12, 1914 (Federal League)

Chicago 2, Indiana 1 (11 innings)

Hoosier C Bill Rariden's error in bottom of 11th hands Whales tough 2-1 win

Chicago came away a 2-1 winner in 11 innings when Indianapolis C Bill Rariden dropped a popup and allowed a runner to score in the bottom of the 11th. The unearned run concluded a hard-fought win for the third-place Whales (29-26), who won for the fifth time in their past six games. The loss snapped a four-game win streak for Indianapolis (40-15), who dropped to seven games ahead of second-place Baltimore (33-22).

The game was characterized by fine pitching by Indianapolis RHP Cy Falkenberg, seeking his 15th win, and Chicago's Erv Lange.

Indianapolis seized a 1-0 lead in the third on a home run by leadoff man Vin Campbell, his second round-tripper of the season. Chicago did not break through until the bottom of the eighth, when Max Flack walked, moved to second on a Joe Tinker single and scored to tie the game via an error by Indy SS Jim Esmond.

Whales C Art Wilson walked to lead off the bottom of the 11th and Harry Fritz, running for Wilson, moved to third on back-to-back groundouts. With two out, Whales 1b Fred Beck hit a routine popup, but Hoosiers C Bill Rariden dropped it, allowing Fritz to score for a 3-2 Chicago victory.

<u>Indianapolis</u>	<u>AB</u>	<u>R</u>	<u>H</u>	<u>RBI</u>	<u>Chicago</u>	<u>AB</u>	<u>R</u>	<u>H</u>	<u>RBI</u>
Campbell cf	4	1	2	1	Zeider 3b	5	0	1	0
McKechnie 3b	5	0	0	0	Flack lf	4	1	1	0
Kauff rf	5	0	0	0	Tinker ss	5	0	2	0
LaPorte 2b	4	0	0	0	A. Wilson c	3	0	0	0
Carr 1b	4	0	0	0	Fritz pr	0	1	0	0
Scheer lf	3	0	1	0	Zwilling cf	5	0	0	0
Esmond ss	5	0	3	0	Wickland rf	4	0	2	0
Rariden c	4	0	0	0	Beck 1b	5	0	1	0
<u>Falkenberg p</u>	<u>4</u>	<u>0</u>	<u>0</u>	<u>0</u>	Farrell 2b	2	0	0	0
Total	39	1	6	1	A. Walsh ph	1	0	0	0
					Stanley 2b	1	0	0	0
					<u>Lange p</u>	<u>4</u>	<u>0</u>	<u>0</u>	<u>0</u>
					Total	43	2	7	0

Indianapolis 001 000 000 00- 1

Chicago 000 000 010 01- 2

2 out, bottom 11th

E – Esmond 2, Rariden, Campbell; A. Wilson (catcher's interference). **LOB** – Indianapolis 10, Chicago 8. **BB** – LaPorte, Carr, Scheer 2, Rariden, Falkenberg; Flack, A. Wilson 2, Wickland. **2B** – Esmond. **HR** – Campbell (#2, off Lange). **SB** – Campbell, Carr; A. Wilson, Wickland. **CS** – Zeider, Wickland. **GIDP** – McKechnie; A. Wilson. **OF assist** – Campbell (threw out Tinker at 3b in 8th).

<u>Indianapolis</u>	<u>IP</u>	<u>H</u>	<u>R</u>	<u>ER</u>	<u>HR</u>	<u>BB</u>	<u>SO</u>
Falkenberg L 14-6	10.2	7	2	0	0	4	9

<u>Chicago</u>	<u>IP</u>	<u>H</u>	<u>R</u>	<u>ER</u>	<u>HR</u>	<u>BB</u>	<u>SO</u>
Lange W 4-3	11.0	6	1	1	1	6	6

June 18, 1914 (Federal League)

Buffalo 3, Pittsburgh 1 (15 innings)

Blues Russ Ford edges Pitt's Elmer Knetzer in marvelous pitching duel; game decided by errors

Last place Buffalo (21-40) and seventh-place Pittsburgh (25-36) battled for fourteen scoreless innings before the Rebels committed three errors in the top of the 15th, allowing the Blues to push over three runs and walk away with a grueling 3-1 win.

Righthanders Russ Ford for Buffalo and Elmer Knetzer for Pittsburgh were at their best, with neither pitcher giving up a score until the 15th inning. Ford retired the first nine Rebel hitters in a row and did not give up a hit until the fifth inning, when Pitt SS Ed Holly singled. After Buffalo took the lead in the 15th, Ford was touched for a pinch-hit HR by Felix Chounaird in the bottom of the 15th for Pittsburgh's only run.

Knetzer only gave up three singles during the first nine innings and gave up only five hits in the entire game and did not give up a hit in Buffalo's three-run inning in the 15th. Ford fanned 11 Pittsburgh batters and walked five while Knetzer struck out seven and walked five.

Pittsburgh lost a pair of opportunities to score earlier in the game. The Rebels left the bases loaded in the 12th inning and in the 14th, Blues RF Everett Booe threw out Pitt baserunner Mike Menosky at home while trying to score on a single by Rebel Oakes.

The three Blues runs occurred when Knetzer walked Fred Smith to lead off the inning and Walter Blair got aboard via an error by Pitt 3b Ed Lennox, sending Smith to third base. Ford laid down a bunt, but Pitt 2b Jack Lewis threw the ball into right field, moving Blair to second. Two batters later, Buffalo's Joe Agler then became the third Blues runner to get aboard via a miscue when Pitt 1b Hugh Bradley, misplayed a grounder, scoring Ford. Knetzer then walked Baldy Louden and Charlie Hanford back-to-back to load the bases, but Frenchy LeClair, on in relief for the Rebels ended the inning by retiring Booe and Tom Downey with the bases full. All three Buffalo runs were unearned.

The extra-inning was Buffalo's third straight victory over the Rebels while Pittsburgh lost their sixth game in their last seven contests.

<u>Buffalo</u>	<u>AB</u>	<u>R</u>	<u>H</u>	<u>RBI</u>	<u>Pittsburgh</u>	<u>AB</u>	<u>R</u>	<u>H</u>	<u>RBI</u>
F. Delahanty lf	7	0	0	0	Menosky rf	3	0	2	0
Agler 1b	6	0	1	0	Coulson lf	5	0	0	0
Louden ss	5	0	1	0	Oakes cf	6	0	1	0
Hanford cf	6	0	0	0	Lennox 3b	5	0	0	0
Booe rf	6	0	0	0	Bradley 1b	5	0	0	0
Downey 2b	7	0	0	0	Holly ss	5	0	1	0
F. Smith 3b	5	1	1	0	Savage ph	1	0	0	0
Blair c	6	1	1	0	Lewis 2b	5	0	0	0
<u>Ford p</u>	<u>6</u>	<u>1</u>	<u>1</u>	<u>0</u>	Chounaird ph	1	1	1	1
Total	53	3	5	0	Berry c	6	0	1	0
					<u>Knetzer p</u>	<u>5</u>	<u>0</u>	<u>0</u>	<u>0</u>
					Total	47	1	6	1

Buffalo 000 000 000 000 003 -3

Pittsburgh 000 000 000 000 001 -1

E - Louden; Knetzer, Lewis, Lennox, Bradley. **LOB** - Buffalo 12, Pittsburgh 7. **BB** - Agler, Louden 2, Booe, F. Smith; Menosky 3, Lennox, Bradley. **2B** - Agler; Berry. **HR** - F. Chounaird (#2, off Ford). **SB** - F. Delahanty, Booe, F. Smith, Blair, Ford. **CS** - Menosky 2. **Sac** - Ford; Coulson. **OF assist** - Booe (threw out Menosky at home in 14th, trying to score from 2b). **Pick off**- Bradley (picked off at 1b by Ford).

<u>Buffalo</u>	<u>IP</u>	<u>H</u>	<u>R</u>	<u>ER</u>	<u>HR</u>	<u>BB</u>	<u>SO</u>
Ford W 6-7	15.0	6	1	1	1	5	11

<u>Pittsburgh</u>	<u>IP</u>	<u>H</u>	<u>R</u>	<u>ER</u>	<u>HR</u>	<u>BB</u>	<u>SO</u>
Knetzer L 7-8	15.0	5	3	0	0	5	7

WP-Knetzer.

June 30, 1914 (Federal League)

Brooklyn 21, Indianapolis 5

Tip-Tops explode for 28 hits in lop-sided win over league leaders

Third place Brooklyn (40-32) finished June with a flourish, pounding the Indianapolis Hoosiers (49-23) 21-5 with Tip-Top starter Byron Houck leading the way with two home runs and five RBIs.

Brooklyn's Al Shaw and Tex Westerzil both drove in runs in the first to put Brooklyn out in front 2-0 and the Hoosiers responded with an RBI single by Chuck Carr in the bottom of the inning. Brooklyn scored again in the third on an RBI single by Solly Hofman to make it 3-1.

The roof fell in on Hoosier starter Frank Harter in the fourth with the Tips adding three runs. In the fifth, the floodgates opened with three runs off Harter four more runs off Indy reliever Ed Hendrson, including a two-run HR by Byron Houck, putting the Tips out in front by a 13-1 score.

Indy's Frank LaPorte homered off Houck in the sixth to make it 13-2 in favor of Brooklyn, The Tip-Tips then scored six runs in the top of the seventh, including another two-run blast by Houck, to up their lead to 19-2. Brooklyn added a couple of more runs in the eighth while Indy scored meaningless three runs late to make the final score 21-5 in favor of Brooklyn.

Besides Houck's outburst, Tips 1b Hap Myers and 3b Tex Westerzil were both 5-7 and CF Al Shaw was 4-7. SS Al Halt scored four runs. Sandwiched amongst all the hitting scoring, Indy RF Benny Kauff had two outfield assists, throwing out Brooklyn's Solly Hoffman at home in the first and Steve Evans at third base in the third.

Hoosier starting pitcher Frank Harter (1-3), who had struggled all season, was released by Indianapolis after the game.

<u>Brooklyn</u>	<u>AB</u>	<u>R</u>	<u>H</u>	<u>RBI</u>	<u>Indianapolis</u>	<u>AB</u>	<u>R</u>	<u>H</u>	<u>RBI</u>
Cooper lf	7	0	1	0	Campbell cf	4	0	1	0
H. Myers 1b	7	2	5	2	McKechnie 3b	5	1	2	0
Shaw cf	7	3	4	5	Kauff rf	3	1	0	0
Evans rf	4	1	1	0	LaPorte 2b	5	2	2	1
Chounaird ph-rf	2	1	2	0	Carr 1b	2	0	2	1
Hofman 2b	4	2	2	2	Rooney 1b	3	1	1	2
Westerzil 3b	7	3	5	2	Scheer lf	5	0	3	1
Halt ss	6	4	3	0	Esmond ss	5	0	1	0
Land c	4	1	2	1	Rariden c	3	0	0	0
Watson c	1	1	1	3	Textor c	0	0	0	0
Houck	6	3	3	5	Harter p	1	0	0	0
Total	60	21	28	20	McConnaughey	2	0	0	0
					<u>Roush ph</u>	<u>1</u>	<u>0</u>	<u>0</u>	<u>0</u>
					Total	39	5	12	5

Brooklyn 201 370 620 - 21

Indianapolis 100 001 012 - 5

E - Myers; Esmond 2, Campbell, McConnaughey. **LOB** - Brooklyn 14, Indianapolis 12. **BB** - Chounaird, Hofman 3, Halt; Kauff 2, Textor, McConnaughey. **2B** - Myers, Westerzil, Land; LaPorte. **3B**- Myers, Halt. **HR** - Houck 2 (#1, off Henderson, #2 off McConnaughey); LaPorte (#5, off Houck), Rooney (#1, off Houck). **SF** - Watson. **SB** - Shaw. **CS** - Gilmore. **HBP** - Campbell, Textor, Rariden (all by Houck) **GIDP** - Hofman; Kauff. **OF asst** - Kauff 2 (threw Hofman out at home in 1st, threw Evans out at third in 3rd).

<u>Brooklyn</u>	<u>IP</u>	<u>H</u>	<u>R</u>	<u>ER</u>	<u>HR</u>	<u>BB</u>	<u>SO</u>
Houck W 4-4	9.0	12	5	5	2	4	4

<u>Indianapolis</u>	<u>IP</u>	<u>H</u>	<u>R</u>	<u>ER</u>	<u>HR</u>	<u>BB</u>	<u>SO</u>
Harter L 1-3	4.0	12	9	8	0	2	2
Henderson	0.2	5	4	4	1	0	1
McConnaughey	4.1	11	8	7	1	2	1

WP- Houck. HB- Houck 3 (Campbell, Textor, Rariden).

Aug. 4, 1914 (Federal League)

Chicago 2, St. Louis 1

Whales Erv Lange throws no-hitter to keep Chicago to within one game of Federal League top spot

Third-place Chicago righthander Erv Lange threw a no-hitter to give the Whales (63-42) their fifth straight win and keep the ChiFeds within one game of league-leading Indianapolis and Baltimore, both tied for the top spot at 64-41.

Lange edged Terrier right Dave Davenport, who only allowed four hits, but absorbed the loss.

Chicago pushed over both runs early on a Bruno Block single to score Dutch Zwilling home in the first and a sac fly by Austin Walsh scoring Zwilling in the third.

Lange started slowly with the Terriers leaving men on second base in each of the first two innings. St. Louis scored a run in the fifth without a hit when 3b Anthony Boucher walked for the second time in the game and then moved to third base when Lange turned an Al Bridwell sacrifice bunt into a two-base error moving Boucher to third and landing Bridwell on second base. Terrier C Mike Simon then hit a sac fly to right field scoring Boucher for the only St. Louis run of the game. From that point forward, Lange was untouchable, retiring the final 14 Terrier hitters in a row.

Lange fanned four and walked two batters to win his second straight decision while Davenport saw his record drop to 4-9 for the sixth place Terriers (42-63, 22 games behind).

<u>St. Louis</u>	<u>AB</u>	<u>R</u>	<u>H</u>	<u>RBI</u>	<u>Chicago</u>	<u>AB</u>	<u>R</u>	<u>H</u>	<u>RBI</u>
Tobin rf	4	0	0	0	Wickland rf	3	0	0	0
Ward Miller lf	4	0	0	0	Flack rf	0	0	0	0
Kirby cf	4	0	0	0	Zwilling cf	3	2	1	0
Hugh Miller 1b	4	0	0	0	Block c	3	0	1	1
Crandall 2b	4	0	0	0	A. Walsh lf	3	0	1	1
Boucher 3b	1	1	0	0	Tinker ss	2	0	0	0
Bridwell ss	2	0	0	0	Beck 1b	4	0	0	0
Simon c	2	0	0	1	Fritz 3b	3	0	1	0
Davenport p	1	0	0	0	Farrell 2b	3	0	0	0
Total	28	1	0	0	<u>Lange p</u>	<u>3</u>	<u>0</u>	<u>0</u>	<u>0</u>
					Total	27	2	4	2

St. Louis 000 010 000 - 1

Chicago 101 000 00x - 2

E - Davenport; Farrell, Lange, Block. **LOB** - St. Louis 4, Chicago 7. **BB** - Boucher 2; Wickland, Zwilling, Block, Tinker 2. **2B** - Zwilling. **SB** - Kirby, Boucher; Zwilling, Tinker 3. **Sac** - Bridwell, Davenport. **SF** - Simon; A. Walsh. **GIDP** - Zwilling.

<u>St. Louis</u>	<u>IP</u>	<u>H</u>	<u>R</u>	<u>ER</u>	<u>HR</u>	<u>BB</u>	<u>SO</u>
Davenport L 4-9	9.0	4	2	2	0	4	6

<u>Chicago</u>	<u>IP</u>	<u>H</u>	<u>R</u>	<u>ER</u>	<u>HR</u>	<u>BB</u>	<u>SO</u>
Lange 10-6	9.0	0	1	0	0	2	4

Aug. 21, 1914 (Federal League)

Chicago 9, Brooklyn 6

Whales explode for nine runs in bottom of ninth to overcome 6-0 deficit

Third-place Chicago (73-48) staged a dramatic come-from-behind win to shock Brooklyn 9-6, pulling the Whales to within a game of league leaders Indianapolis and Baltimore, both tied at 74-47,

Undefeated Chicago righty Rankin Johnson was hammered for four runs in the top of the first with Solly Hofman leading the explosion with a two-run double. After holding the Terriers scoreless for the next two frame, Tip-Top CF Al Shaw doubled home two more runs to give Brooklyn a seemingly insurmountable 6-0 lead and an end to Johnson's six-game win streak.

Behind the big lead, Brooklyn righthander Tom Seaton cruised for the first eight innings, allowing only two hits, doubles by Fred Beck and Jack Farrell, both of whom were stranded.

In the ninth, however, the bottom fell out for the Tip-Tops. Errors by 3b Ed Gagnier and SS Al Halt put the first two Whale batters, Al Wilson and Dutch Zwilling, aboard. Whale RF Al Wickland hit into a force out for the first out, but pinch-hitter Bruno Block singled home Art Wilson to make the score Brooklyn 6, Chicago 1. Fred Beck then flied to center for the second out.

Needing only one more out to finish the win, Seaton walked Jack Farrell and then saw Hall botch a routine ground ball, scoring a run to make the score 6-2 in favor of Brooklyn. Max Flack then singled home two runs, to cut Brooklyn's lead to two runs. Seaton was then pulled, replaced by reliever Dan Marion, who promptly gave up an RBI single to Rollie Zeider, cutting the Tip-Top's lead to 6-5. The Tips then turned things over to Bill Chappelle, who walked Art Wilson, the first man he faced, to load the bases. Chappelle then faced Whales clean-up hitter Dutch Zwilling, batting for the second time in the inning. Chappelle served up a fat pitch and Zwilling powered it over the fence for a grand-slam home run to win the game 9-6 for Chicago, climaxing an improbable ninth-run comeback in the bottom of the ninth.

The stirring win was Chicago's third straight win against the Tip-Tops and the third game in a row they scored nine or more runs in the scheduled four-game series. The fourth place Tip-Tops (62-59), meanwhile, lost their sixth game in a row, falling 12 games behind the league leaders.

<u>Brooklyn</u>	<u>AB</u>	<u>R</u>	<u>H</u>	<u>RBI</u>	<u>Chicago</u>	<u>AB</u>	<u>R</u>	<u>H</u>	<u>RBI</u>
G. Anderson lf	4	2	1	0	Flack lf	5	1	1	2
Cooper rf	5	0	1	0	Zeider 3b	5	1	1	1
Shaw cf	5	1	2	2	A. Wilson c	4	2	0	0
Evans 1b	4	1	1	1	Zwilling cf	4	1	1	4
Hofman 2b	5	1	1	2	Wickland rf	4	1	0	0
Gagnier 3b	5	0	0	0	Tinker ss	3	0	0	0
Halt ss	3	0	1	1	Block ph	1	1	1	1
Land c	3	0	1	0	Beck 1b	4	0	1	0
Seaton p	3	1	0	0	Farrell 2b	0	1	0	0
Total	37	6	8	6	R. Johnson	2	0	0	0
					Stanley ss	0	0	0	0
					<u>A. Walsh ph</u>	<u>1</u>	<u>1</u>	<u>0</u>	<u>0</u>
					Total	34	9	6	7

Brooklyn 400 200 000 - 6

Chicago 000 000 009 - 9

2 out, bottom 9th

E - Halt 2, Gagnier; Farrell, Zwilling. **LOB** - Brooklyn 8, Chicago 5. **BB** - G. Anderson, Evans, Halt, Seaton; A. Wilson, Zwilling, Farrell 2. **2B** - Hofman, Shaw; Beck, Farrell. **HR** - Zwilling (#14, grand slam). **Sac** - Farrell. **OF assist** - Zwilling (threw out Halt at home in 4th).

<u>Brooklyn</u>	<u>IP</u>	<u>H</u>	<u>R</u>	<u>ER</u>	<u>HR</u>	<u>BB</u>	<u>SO</u>
Seaton	8.2	4	6	0	0	4	6
Marion L 4-7	0.0	1	1	1	0	0	0
Chappelle	0.0	1	2	2	1	1	0

<u>Chicago</u>	<u>IP</u>	<u>H</u>	<u>R</u>	<u>ER</u>	<u>HR</u>	<u>BB</u>	<u>SO</u>
R. Johnson	7.2	8	6	4	0	5	0
Maguire W 5-8	1.1	0	0	0	0	0	0

September 20, 1914 (Federal League)

Baltimore 7, Brooklyn 6

Baltimore clinches pennant; Terps nail down crown with late rally to edge Brooklyn

The Baltimore Terrapins (93-56) rallied for four runs in the 8th inning to upend fourth-place Brooklyn (78-71) by a 7-6 score and clinch the 1914 Federal League pennant.

With Brooklyn leading 6-3 going into the bottom of the eighth, backup C Doc Kerr hit a one-out pinch-hit single off Tip-Tops starter Bert Maxwell and Enos Kirkpatrick followed with another single, driving Maxwell out of the game and bringing in Tom Seaton in relief. Seaton retired Jimmy Walsh on a fielder's choice for the second out, but Tips RF Steve Evans dropped a fly ball that would have been the third out, allowing Benny Meyer, running for Kerr, to score. Terps C Tony Jacklitsch followed with a two-run double, scoring Walsh and Myer to tie the game. Harry Swacina followed with a single, but Jacklitsch had to hold at third, but scored when reserve OF Fred Kommers singled to drive in Jacklitsch and put the Terps out in front by a 7-6 score.

Baltimore reliever Snipe Conley put the Tip-Tops away in the top of the ninth to earn the save and clinch the pennant for the Terps.

Enos Kirkpatrick had four hits for the Terps, but outfielder Vern Duncan was hitless, ending a 13-game hitting streak. For Brooklyn, Al Shaw hit a two-run HR, his ninth of the year.

Baltimore's win was their fifth in the last seven games. Brooklyn lost their third game in their four last contests.

<u>Brooklyn</u>	<u>AB</u>	<u>R</u>	<u>H</u>	<u>RBI</u>	<u>Baltimore</u>	<u>AB</u>	<u>R</u>	<u>H</u>	<u>RBI</u>
G. Anderson lf	3	0	1	3	McCandless rf	3	0	0	1
J Delahanty 2b	4	1	1	0	Kommers ph-lf	2	0	1	1
Shaw cf	4	2	2	2	Duncan lf-rf	4	0	0	0
Evans rf	3	0	1	1	Bates cf	5	1	1	0
Hofman 1b	4	0	1	0	Simmons 1b	3	1	1	1
R Williams 3b	4	1	1	0	Kerr ph	1	0	1	0
Halt ss	3	0	0	0	Meyer pr	0	1	0	0
Westerzil ph	1	0	1	0	Kirkpatrick 3b	4	0	4	1
Land c	3	2	1	0	J Walsh ss	4	1	0	0
Maxwell p	3	0	0	0	Knabe 2b	3	0	1	0
<u>Chounaird ph</u>	<u>1</u>	<u>0</u>	<u>0</u>	<u>0</u>	Jacklitsch c	4	2	2	1
Total	34	6	9	6	F Smith p	2	0	1	0
					<u>Swacina 1b</u>	<u>2</u>	<u>0</u>	<u>2</u>	<u>0</u>
					Total	37	7	14	7

Brooklyn 120 020 100 - 6
Baltimore 200 010 04x - 7

E - Evans; Bates. **LOB** - Brooklyn 3, Baltimore 8. **BB** - Evans, Land, Knabe. **2B** - R. Williams; Simmons, F. Smith, Jacklitsch. **3B** - Land. **HR** - Shaw (#9, off F. Smith). **SB** - Hofman; Bates. **CS** - Hofman. **HBP** - Duncan (by Seaton). **SF** - Anderson. **GIDP** - Jacklitsch, Walsh.

<u>Brooklyn</u>	<u>IP</u>	<u>H</u>	<u>R</u>	<u>ER</u>	<u>HR</u>	<u>BB</u>	<u>SO</u>
Maxwell	7.1	11	5	3	0	1	2
Seaton L 19-17	0.2	3	2	1	0	0	0

<u>Baltimore</u>	<u>IP</u>	<u>H</u>	<u>R</u>	<u>ER</u>	<u>HR</u>	<u>BB</u>	<u>SO</u>
F Smith	7.0	8	5	4	1	1	2
Wilhelm W 13-14	1.0	0	0	0	0	1	1
Conley Sv 2							
HB- Seaton (hit Duncan)							

April

	1		2		3		4	
Date	Baltimore		Brooklyn		Buffalo		Pittsburgh	
Apr 11	at Pitt	6-1	at Buff	5-0	Bkn	0-5	Balt	1-6
Apr 12	at Pitt	13-6	at Buff	5-3	Bkn	3-5	Balt	6-13
Apr 13	at Pitt	3-0	at Buff	0-4	Bkn	4-0	Balt	0-3
Apr 14								
Apr 15	at Buff	10-0	at at Pitt	1-0	Balt	0-10	Bkn	0-1
Apr 16	at Buff	8-2	at at Pitt	0-8	Balt	2-8	Bkn	8-0
Apr 17	at Buff	7-14	at at Pitt	3-2	Balt	14-7	Bkn	2-3
Apr 18	Bkn	10-3	at Balt	3-10	Pitt	9-2	at Buff	2-9
Apr 19	Bkn	6-2	at Balt	2-6	Pitt	10-8	at Buff	8-10
Apr 20	Bkn	5-8 (11)	at Balt	8-5 (11)	Pitt	6-11	at Buff	11-6
Apr 21								
Apr 22	Pitt	8-2	Buff	10-3	at Bkn	3-10	at Balt	2-8
Apr 23	Pitt	9-8	Buff	3-0	at Bkn	0-3	at Balt	8-9
Apr 24	Pitt	2-4	Buff	5-1	at Bkn	1-5	at Balt	4-2
Apr 25	at Bkn	2-0	Balt	0-2	at Pitt	8-4	Buff	4-8
Apr 26	at Bkn	7-1	Balt	1-7	at Pitt	2-11	Buff	11-2
Apr 27	at Bkn	2-5	Balt	5-2	at Pitt	1-6	Buff	6-1
Apr 28	Buff	2-1 (10)	Pitt	3-11	at Balt	1-2 (10)	at Bkn	11-3
Apr 29	Buff	1-2	Pitt	7-3	at Balt	2-1	at Bkn	3-7
Apr 30	Buff	15-5	Pitt	9-4	at Balt	5-15	at Bkn	4-9
Home		6-3		6-3		4-5		3-6
Away		7-2		5-4		2-7		3-6
April	18	13-5	18	11-7	18	6-12	18	6-12

<i>Date</i>	Chicago		Indianapolis		KC		St. Louis	
Apr 11	at Indy	0-9	Chi	9-0	at StL	9-1	KC	1-9
Apr 12	at Indy	0-8	Chi	8-5	at StL	8-5	KC	5-8
Apr 13	at Indy	9-11	Chi	11-9	at StL	4-7	KC	7-4
Apr 14								
Apr 15	StL	8-7	KC	6-3	at Indy	3-6	at Chi	7-8
Apr 16	StL	5-4	KC	15-1	at Indy	1-15	at Chi	4-5
Apr 17	StL	7-8	KC	9-10 (10)	at Indy	10-9 (10)	at Chi	8-7
Apr 18	KC	1-7	at StL	8-3	at Chi	7-1	Indy	3-8
Apr 19	KC	0-6	at StL	0-3	at Chi	6-0	Indy	3-0
Apr 20	KC	6-5 (10)	at StL	7-8 (11)	at Chi	5-6 (10)	Indy	8-7 (11)
Apr 21								
Apr 22	Indy	4-9	at Chi	9-4	StL	9-7	at KC	7-9
Apr 23	Indy	4-2	at Chi	2-4	StL	4-0	at KC	0-4
Apr 24	Indy	4-11	at Chi	11-4	StL	3-5	at KC	5-3
Apr 25	at KC	15-1	StL	14-0	Chi	1-15	at Indy	0-14
Apr 26	at KC	1-4	StL	11-4	Chi	4-1	at Indy	4-11
Apr 27	at KC	3-1	StL	3-2	Chi	1-3	at Indy	2-3
Apr 28	at StL	4-2	at KC	9-5	Indy	5-9	Chi	2-4
Apr 29	at StL	2-0	at KC	11-6	Indy	6-11	Chi	0-2
Apr 30	at StL	4-5	at KC	13-5	Indy	5-13	Chi	5-4
Home		4-5		11-1		3-6		4-5
Away		4-5		3-3		5-4		2-7
April	18	8-10	18	14-4	18	8-10	18	6-12

May

	1		2		3		4	
Date	Baltimore		Brooklyn		Buffalo		Pittsburgh	
May 1								
May 2	at Chi	2-1	at KC	4-11	at StL	5-14	at Indy	2-4
May 3	at Chi	0-5	at KC	4-19	at StL	0-2	at Indy	5-6
May 4	at Chi	2-11	at KC	6-7	at StL	0-2	at Indy	4-9
May 5								
May 6	at StL	8-1	at Indy	4-5	at Chi	0-17	at KC	7-2
May 7	at StL	3-5	at Indy	4-2 (10)	at Chi	1-2 (14)	at KC	1-2
May 8	at StL	7-8 (10)	at Indy	4-7	at Chi	2-3	at KC	13-3
May 9	at KC	18-5	at Chi	1-4	at Indy	2-8	at StL	15-4
May 10	at KC	4-7	at Chi	4-8	at Indy	3-4	at StL	0-9
May 11	at KC	2-0	at Chi	10-3	at Indy	5-3	at StL	3-4
May 12								
May 13	at Indy	1-2	at StL	7-5	at KC	6-3	at Chi	2-4
May 14	at Indy	4-7	at StL	1-10	at KC	3-14	at Chi	3-1
May 15	at Indy	11-7 (10)	at StL	5-6 (11)	at KC	13-6	at Chi	9-5
May 16								
May 17	Chi	4-5	KC	7-1	StL	12-0	Indy	6-8
May 18	Chi	4-0	KC	6-2	StL	9-8	Indy	3-2
May 19	Chi	1-3	KC	0-9	StL	3-2	Indy	2-3
May 20	StL	0-4	Indy	5-1	Chi	2-9	KC	9-1
May 21	StL	0-3	Indy	0-11	Chi	1-9	KC	3-1
May 22	StL	1-0 (11)	Indy	5-4	Chi	3-1	KC	4-6
May 23	KC	8-10	Chi	5-2	Indy	4-5	StL	4-6
May 24	KC	16-1	Chi	4-6 (13)	Indy	1-3	StL	12-0
May 25	KC	4-3 (13)	Chi	2-3	Indy	1-2	StL	3-1
May 26	Indy	0-9	StL	10-4	KC	1-3	Chi	13-10
May 27	Indy	6-5	StL	3-4 (12)	KC	7-1	Chi	4-0
May 28	Indy	2-8	StL	7-4	KC	2-3	Chi	4-8
May 29								
May 30								
May 31 (1)	at Pitt	2-0	at Buff	8-2	Bkn	2-8	Balt	0-2
May 31 (2)	at Pitt	8-7	at Buff	3-0	Bkn	0-3	Balt	7-8
Home		5-7		7-9		5-9		7-7
Away		7-7		5-5		3-9		5-7
May	26	12-14	26	12-14	26	8-18	26	12-14
Season		25-19		24-22		15-31		18-26

May

	5		6		7		8	
<i>Date</i>	Chicago		Indiana		KC		StL	
May 1								
May 2	Balt	1-2	Pitt	4-2	Bkn	11-4	Buff	14-5
May 3	Balt	5-0	Pitt	6-5	Bkn	19-4	Buff	2-0
May 4	Balt	11-2	Pitt	9-4	Bkn	7-6	Buff	2-0
May 5								
May 6	Buff	17-0	Bkn	5-4	Pitt	2-7	Balt	1-8
May 7	Buff	2-1 (14)	Bkn	2-4 (10)	Pitt	2-1	Balt	5-3
May 8	Buff	3-2	Bkn	7-4	Pitt	3-13	Balt	8-7 (10)
May 9	Bkn	4-1	Buff	8-2	Balt	5-18	Pitt	4-15
May 10	Bkn	8-4	Buff	4-3	Balt	7-4	Pitt	9-0
May 11	Bkn	3-10	Buff	3-5	Balt	0-2	Pitt	4-3
May 12								
May 13	Pitt	4-2	Balt	2-1	Buff	3-6	Bkn	5-7
May 14	Pitt	1-3	Balt	7-4	Buff	14-3	Bkn	10-1
May 15	Pitt	5-9	Balt	7-11 (10)	Buff	6-13	Bkn	6-5 (11)
May 16								
May 17	at Balt	5-4	at Pitt	8-6	at Bkn	1-7	at Buff	0-12
May 18	at Balt	0-4	at Pitt	2-3	at Bkn	2-6	at Buff	8-9
May 19	at Balt	3-1	at Pitt	3-2	at Bkn	9-0	at Buff	2-3
May 20	at Buff	9-2	at Bkn	1-5	at Pitt	1-9	at Balt	4-0
May 21	at Buff	9-1	at Bkn	11-0	at Pitt	1-3	at Balt	3-0
May 22	at Buff	1-3	at Bkn	4-5	at Pitt	6-4	at Balt	0-1 (11)
May 23	at Bkn	2-5	at Buff	5-4	at Balt	10-8	at Pitt	6-4
May 24	at Bkn	6-4 (13)	at Buff	13-1	at Balt	1-16	at Pitt	0-12
May 25	at Bkn	3-2	at Buff	2-1	at Balt	3-4 (13)	at Pitt	1-3
May 26	at Pitt	10-13	at Balt	9-0	at Buff	3-1	at Bkn	4-10
May 27	at Pitt	0-4	at Balt	5-6	at Buff	1-7	at Bkn	4-3 (12)
May 28	at Pitt	8-4	at Balt	8-2	at Buff	3-2	at Bkn	4-7
May 29								
May 30								
May 31 (1)	at Indy	1-7	Chi	7-1	at StL	1-2	KC	2-1
May 31 (2)	at Indy	2-3	Chi	3-2	at StL	1-4	KC	4-1
Home		8-4		11-3		6-6		11-3
Away		7-7		8-4		5-9		4-8
May	26	15-11	26	19-7	26	11-15	26	15-11
Season		24-22		34-12		21-25		21-25

June

1	2	3	4				
Baltimore	Brooklyn	Buffalo	Pittsburgh				
at Pitt	7-8	at Buff	10-6	Bkn	6-10	Balt	8-7
at Pitt	5-3	at Buff	8-9	Bkn	9-8	Balt	3-5
at Buff	2-0	at Pitt	11-5	Balt	0-2	Bkn	5-11
at Buff	3-1	at Pitt	4-10	Balt	1-3	Bkn	10-4
at Buff	13-3	at Pitt	1-4	Balt	3-13	Bkn	4-1
at Buff	10-8 (10)	at Pitt	4-3	Balt	8-10 (10)	Bkn	3-4
Bkn	6-7	at Balt	7-6	Pitt	6-3	at Buff	3-6
Bkn	0-3	at Balt	3-0	Pitt	3-6	at Buff	6-3
Bkn	4-3	at Balt	3-4	Pitt	1-2	at Buff	2-1
Bkn	7-6 (10)	at Balt	6-7 (10)	Pitt	2-4	at Buff	4-2
Pitt	5-2	Buff	7-8	at Bkn	8-7	at Balt	2-5
Pitt	7-6 (12)	Buff	0-8	at Bkn	8-0	at Balt	6-7 (12)
Pitt	5-3	Buff	2-0	at Bkn	0-2	at Balt	3-5
Pitt	0-3	Buff	8-1	at Bkn	1-8	at Balt	3-0
at Bkn	3-7	Balt	7-3	at Pitt	5-0	Buff	0-5
at Bkn	10-0	Balt	0-10	at Pitt	1-0	Buff	0-1
at Bkn	3-8	Balt	8-3	at Pitt	3-1 (15)	Buff	1-3 (15)
at Bkn	1-5	Balt	5-1	at Pitt	6-8	Buff	8-6
Buff	3-2 (10)	Pitt	11-4	at Balt	2-3 (10)	at Bkn	4-11
Buff	3-8	Pitt	11-1	at Balt	8-6	at Bkn	1-11
Buff	4-6	Pitt	2-6	at Balt	6-4	at Bkn	6-2
Buff	18-3	Pitt	1-5	at Balt	3-18	at Bkn	5-1
at Chi	6-1	at KC	10-9	at StL	9-7	at Indy	8-3
at Chi	9-2	at KC	8-1	at StL	0-8	at Indy	4-1
at Chi	5-6 (11)	at KC	4-0	at StL	0-4	at Indy	0-4
at Chi	3-2	at KC	7-6	at StL	3-0	at Indy	2-8
at StL	13-1	at Indy	5-6	at Chi	1-3	at KC	5-2
at StL	5-3	at Indy	21-5	at Chi	3-0	at KC	2-3
Home	7-3		7-5		2-8		4-6
Away	11-5		10-6		10-8		9-9
June (26g)	18-8	28	17-11	28	12-16	28	13-15
Season	43-29		40-32		26-46		31-41

June

	5		6		7		8	
<i>Date</i>	Chicago		Indiana		KC		StL	
Jun 1	at Indy	9-6	Chi	6-9	at StL	7-1	KC	1-7
Jun 2	at Indy	2-3	Chi	3-2	at StL	5-4 (12)	KC	4-5 (12)
Jun 3	at StL	2-12	KC	8-3	at Indy	3-8	Chi	12-5
Jun 4	at StL	4-6	KC	6-2	at Indy	2-6	Chi	6-4
Jun 5	at StL	1-4	KC	0-9	at Indy	9-0	Chi	4-1
Jun 6	at StL	6-0	KC	2-3	at Indy	3-2	Chi	0-6
Jun 7	KC	6-2	at StL	4-2	at Chi	2-6	Indy	2-4
Jun 8	KC	7-2	at StL	2-1	at Chi	2-7	Indy	1-2
Jun 9	KC	6-1	at StL	8-0	at Chi	1-6	Indy	0-8
Jun 10	KC	1-2 (13)	at StL	4-2	at Chi	9-1	Indy	2-4
Jun 11								
Jun 12	Indy	2-1 (10)	at Chi	1-2 (11)	StL	1-9	at KC	9-1
Jun 13	Indy	1-0	at Chi	0-1	StL	1-5	at KC	5-1
Jun 14	Indy	2-5 (11)	at Chi	5-1 (11)	StL	10-1	at KC	1-10
Jun 15	Indy	3-1	at Chi	1-3	StL	2-4	at KC	4-2
Jun 16	at KC	3-6	StL	10-0	Chi	6-3	at Indy	0-10
Jun 17	at KC	10-7	StL	4-5	Chi	7-10	at Indy	5-4
Jun 18	at KC	10-12	StL	2-5	Chi	12-10	at Indy	5-2
Jun 19	at KC	5-0	StL	6-5	Chi	0-5	at Indy	5-6
Jun 20	StL	5-2	at KC	7-6 (14)	Indy	6-7 (14)	at Chi	2-5
Jun 21	StL	11-1	at KC	4-5	Indy	5-4	at Chi	1-11
Jun 22	StL	1-2 (13)	at KC	7-3	Indy	3-7	at Chi	2-1 (13)
Jun 23	StL	2-1	at KC	3-2 (8)	Indy	2-3 (8)	at Chi	1-2
Jun 24								
Jun 25	Balt	1-6	Pitt	3-8	Bkn	9-10	Buff	7-9
Jun 26	Balt	2-9	Pitt	1-4	Bkn	1-8	Buff	8-0
Jun 27	Balt	6-5 (11)	Pitt	4-0	Bkn	0-4	Buff	4-0
Jun 28	Balt	2-3	Pitt	8-2	Bkn	6-7	Buff	0-3
Jun 29	Buff	3-1	Bkn	6-5	Pitt	2-5	Balt	1-13
Jun 30	Buff	0-3	Bkn	5-21	Pitt	3-2	Balt	3-5
Home		11-7		8-8		5-13		5-11
Away		4-6		8-4		5-5		6-6
June	28	15-13	28	16-12	28	10-18	28	11-17
Season		38-34		49-23		29-43		32-40

July								
<i>Date</i>	Baltimore		Brooklyn		Buffalo		Pittsburgh	
July 1	at StL	2-9	at Indy	5-2	at Chi	0-6	at KC	2-1
July 2	at StL	2-3	at Indy	5-0	at Chi	1-11	at KC	4-2
July 3	at KC	13-9	at Chi	2-3	at Indy	1-2	at StL	0-2
July 4(1)	at KC	2-1 (11)	at Chi	3-4	at Indy	0-3	at StL	5-3
July 4(2)	at KC	6-0	at Chi	5-4	at Indy	11-8	at StL	12-5
July 5	at KC	6-2	at Chi	1-5	at Indy	2-1	at StL	0-13
July 6	at Indy	8-5	at StL	4-3 (10)	at KC	1-8	at Chi	12-8 (11)
July 7	at Indy	5-3	at StL	3-10	at KC	0-8	at Chi	1-11
July 8	at Indy	1-3	at StL	2-5	at KC	3-1	at Chi	3-6
July 9	at Indy	5-6	at StL	11-9	at KC	8-7	at Chi	8-6
July 10								
July 11	Chi	3-5	KC	8-13	StL	3-0	Indy	3-2 (10)
July 12	Chi	6-5	KC	4-3	StL	5-3	Indy	3-0
July 13	Chi	1-9	KC	9-11	StL	6-5	Indy	6-5
July 14	Chi	4-8	KC	4-2 (11)	StL	4-0	Indy	3-11
July 15	StL	9-8 (11)	Indy	2-3 (11)	Chi	2-5	KC	2-3
July 16	StL	8-6	Indy	1-7	Chi	4-5 (15)	KC	3-5
July 17	StL	4-1	Indy	8-7 (10)	Chi	2-1	KC	3-1
July 18	StL	5-2	Indy	3-2	Chi	1-6	KC	3-2
July 19	KC	0-2	Chi	7-6	Indy	2-7	StL	4-5 (12)
July 20	KC	4-2	Chi	0-2	Indy	0-4	StL	3-0
July 21	KC	2-0	Chi	0-4	Indy	5-8	StL	3-9
July 22	KC	12-1	Chi	1-9	Indy	3-5	StL	3-2
July 23								
July 24	Indy	6-8	StL	5-4	KC	0-12	Chi	0-2
July 25	Indy	5-1	StL	1-6	KC	3-1	Chi	1-2
July 26	Indy	3-2	StL	13-0	KC	3-2	Chi	7-11
July 27	Indy	16-1	StL	4-2	KC	2-1	Chi	1-2
July 28								
July 29	at Pitt	8-5 (10)	at Buff	4-3	Bkn	3-4	Balt	5-8 (10)
July 30	at Pitt	0-2	at Buff	6-2	Bkn	2-6	Balt	2-0
July 31	at Pitt	15-1	at Buff	2-6	Bkn	6-2	Balt	1-15
Home		11-5		8-8		9-10		8-11
Away		8-5		7-6		4-6		6-4
July	29	19-10	29	15-14	29	13-16	29	14-15
Season		62-39		55-46		39-62		45-56

July

<i>Date</i>	Chicago		Indy		KC		StL	
July 1	Buff	6-0	Bkn	2-5	Pitt	1-2	Balt	9-2
July 2	Buff	11-1	Bkn	0-5	Pitt	2-4	Balt	3-2
July 3	Bkn	3-2	Buff	2-1	Balt	9-13	Pitt	2-0
July 4(1)	Bkn	4-3	Buff	3-0	Balt	1-2 (11)	Pitt	3-5
July 4(2)	Bkn	4-5	Buff	8-11	Balt	0-6	Pitt	5-12
July 5	Bkn	5-1	Buff	1-2	Balt	2-6	Pitt	13-0
July 6	Pitt	8-1 (11)	Balt	5-8	Buff	8-1	Bkn	3-4 (10)
July 7	Pitt	11-1	Balt	3-5	Buff	8-0	Bkn	10-3
July 8	Pitt	6-3	Balt	2-1	Buff	1-3	Bkn	5-2
July 9	Pitt	6-8	Balt	6-5	Buff	7-8	Bkn	9-11 (11)
July 10								
July 11	at Balt	5-3	at Pitt	2-3 (10)	at Bkn	13-8	at Buff	0-3
July 12	at Balt	5-6	at Pitt	0-3	at Bkn	3-4	at Buff	3-5
July 13	at Balt	9-1	at Pitt	5-6	at Bkn	11-9	at Buff	5-6
July 14	at Balt	8-4	at Pitt	11-3	at Bkn	2-4 (11)	at Buff	0-4
July 15	at Buff	5-2	at Bkn	3-2 (11)	at Pitt	3-5	at Balt	8-9 (11)
July 16	at Buff	5-4 (15)	at Bkn	7-1	at Pitt	5-3	at Balt	6-8
July 17	at Buff	1-2	at Bkn	7-8 (10)	at Pitt	1-3	at Balt	1-4
July 18	at Buff	6-1	at Bkn	2-3	at Pitt	2-3	at Balt	2-5
July 19	at Bkn	6-7	at Buff	7-4	at Balt	2-0	at Pitt	5-4 (12)
July 20	at Bkn	2-0	at Buff	2-0	at Balt	2-4	at Pitt	0-3
July 21	at Bkn	4-0	at Buff	8-5	at Balt	0-2	at Pitt	9-3
July 22	at Bkn	4-1	at Buff	5-3	at Balt	1-12	at Pitt	2-3
July 23								
July 24	at Pitt	2-0	at Balt	8-6	at Buff	12-0	at Bkn	4-5
July 25	at Pitt	2-1	at Balt	1-5	at Buff	1-3	at Bkn	6-1
July 26	at Pitt	11-7	at Balt	2-3	at Buff	2-3	at Bkn	0-13
July 27	at Pitt	2-1	at Balt	1-16	at Buff	1-2	at Bkn	2-4
July 28								
July 29	at Indy	3-7	Chi	4-3	StL	4-3 (10)	at KC	3-4 (10)
July 30	at Indy	3-4 (14)	Chi	4-3 (14)	StL	4-3	at KC	3-4
July 31	at Indy	4-0	Chi	0-4	StL	5-6	at KC	6-5
Home		7-3		6-7		4-9		6-4
Away		14-5		8-8		6-10		4-15
July	29	21-8	29	14-15	29	10-19	29	10-19
Season		59-42		63-38		39-62		42-59

August

	1	2	3	4				
<i>Date</i>	Balt	Brooklyn	Buffalo	Pitt				
Aug 1	at Pitt	13-10	at Buff	7-6	Bkn	6-7	Balt	10-13
Aug 2	Buff	3-4	at Pitt	4-1	at Balt	4-3	Bkn	1-4
Aug 3	Buff	3-9	at Pitt	0-1 (11)	at Balt	9-3	Bkn	1-0 (11)
Aug 4	Buff	2-1	at Pitt	1-4	at Balt	1-2	Bkn	4-1
Aug 5	Buff	0-3	at Pitt	0-1	at Balt	3-1	Bkn	1-0
Aug 6	at Bkn	5-10	Balt	10-5	Pitt	2-4	at Buff	4-2
Aug 7	at Bkn	2-1	Balt	1-2	Pitt	5-1	at Buff	1-5
Aug 8	at Bkn	5-4	Balt	4-5	Pitt	3-0	at Buff	0-3
Aug 9	at Bkn	5-3 (11)	Balt	3-5 (11)	Pitt	4-8	at Buff	8-4
Aug 10								
Aug 11	at Chi	2-3	at KC	5-4	at StL	1-4	at Indy	4-1
Aug 12	at Chi	6-3	at KC	0-7	at StL	4-0	at Indy	0-1 (11)
Aug 13	at Chi	4-3	at KC	9-2	at StL	0-2	at Indy	5-9
Aug 14	at Chi	0-3	at KC	7-1	at StL	11-0	at Indy	5-7
Aug 15	at StL	2-1	at Indy	1-8	at Chi	0-1	at KC	7-9
Aug 16	at StL	9-10	at Indy	5-4	at Chi	3-1	at KC	2-6
Aug 17	at StL	6-3	at Indy	8-13	at Chi	3-4	at KC	2-7
Aug 18	at StL	3-2	at Indy	2-6	at Chi	9-6 (10)	at KC	3-5
Aug 19	at KC	7-1	at Chi	8-9	at Indy	4-1	at StL	5-6
Aug 20	at KC	4-2	at Chi	9-10	at Indy	2-3	at StL	2-0
Aug 21	at KC	4-5	at Chi	6-9	at Indy	10-1	at StL	1-0 (14)
Aug 22	at KC	8-2	at Chi	4-3	at Indy	4-6	at StL	1-11
Aug 23								
Aug 24	at Indy	3-1	at StL	8-10	at KC	3-4	at Chi	2-4
Aug 25	at Indy	5-6	at StL	8-6	at KC	2-6	at Chi	7-3
Aug 26	at Indy	7-3	at StL	5-3	at KC	5-6 (10)	at Chi	2-0
Aug 27	at Indy	2-1	at StL	4-3 (10)	at KC	1-2	at Chi	5-4
Aug 28								
Aug 29	Chi	3-1	KC	3-6	StL	7-2	Indy	2-6
Aug 30	Chi	1-0	KC	5-2	StL	4-3 (12)	Indy	6-2
Aug 31	Chi	1-4 (15)	KC	4-10	StL	8-2	Indy	4-2
Home		3-4		2-5		5-3		5-3
Away		15-6		10-11		9-11		8-12
August	28	18-10	28	12-16	28	14-14	28	13-15
Season		80-49		67-62		53-76		58-71

August

	5	6	7	8			
<i>Date</i>	Chicago	Ind	KC	StL			
Aug 1	at Indy	4-3	Chi	3-4	StL	5-4 (10)	at KC 4-5 (10)
Aug 2	StL	4-0	KC	3-4	at Indy	4-3	at Chi 0-4
Aug 3	StL	5-3	KC	8-14	at Indy	14-8	at Chi 3-5
Aug 4	StL	2-1	KC	2-1	at Indy	1-2	at Chi 1-2
Aug 5	StL	8-0	KC	4-1	at Indy	1-4	at Chi 0-8
Aug 6	KC	1-2	at StL	5-1	at Chi	2-1	Indy 1-5
Aug 7	KC	0-7	at StL	3-4 (12)	at Chi	7-0	Indy 4-3 (12)
Aug 8	KC	10-8	at StL	2-0	at Chi	5-10	Indy 0-2
Aug 9	KC	7-0	at StL	1-17	at Chi	0-7	Indy 17-1
Aug 10							
Aug 11	Balt	3-2	Pitt	1-4	Bkn	4-5	Buff 4-1
Aug 12	Balt	3-6	Pitt	1-0 (11)	Bkn	7-0	Buff 0-4
Aug 13	Balt	3-4	Pitt	9-5	Bkn	2-9	Buff 2-0
Aug 14	Balt	3-0	Pitt	7-5	Bkn	1-7	Buff 0-11
Aug 15	Buff	1-0	Bkn	8-1	Pitt	9-7	Balt 1-2
Aug 16	Buff	1-3	Bkn	4-5	Pitt	6-2	Balt 10-9
Aug 17	Buff	4-3	Bkn	13-8	Pitt	7-2	Balt 3-6
Aug 18	Buff	6-9 (10)	Bkn	6-2	Pitt	5-3	Balt 2-3
Aug 19	Bkn	9-8	Buff	1-4	Balt	1-7	Pitt 6-5
Aug 20	Bkn	10-9	Buff	3-2	Balt	2-4	Pitt 0-2
Aug 21	Bkn	9-6	Buff	1-10	Balt	5-4	Pitt 0-1 (14)
Aug 22	Bkn	3-9	Buff	6-4	Balt	2-8	Pitt 11-1
Aug 23							
Aug 24	Pitt	4-2	Balt	1-3	Buff	4-2	Bkn 10-8
Aug 25	Pitt	3-7	Balt	6-5	Buff	6-2	Bkn 6-8
Aug 26	Pitt	0-2	Balt	3-7	Buff	6-5 (10)	Bkn 3-5
Aug 27	Pitt	4-5	Balt	1-2	Buff	2-1	Bkn 3-4 (10)
Aug 28							
Aug 29	at Balt	1-3	at Pitt	6-2	at Bkn	6-3	at Buff 2-7
Aug 30	at Balt	0-1	at Pitt	2-6	at Bkn	2-5	at Buff 3-4 (12)
Aug 31	at Balt	4-1 (15)	at Pitt	2-1	at Bkn	10-4	at Buff 2-8
Home		14-12		11-10		11-6	0-3
Away		2-2		3-4		6-5	8-17
August	28	16-12	28	13-14	28	17-11	28 8-20
Season		75-54		77-52		56-73	20-79

September

	1		2		3		4	
Date	Balt		Bkn		Buffalo		Pitt	
Sept 1	Chi	1-9	KC	12-2	StL	4-5 (11)	Indy	2-10
Sept 2	StL	7-2	Indy	5-2	Chi	2-3	KC	5-8
Sept 3(1)	StL	2-4	Indy	8-4	Chi	4-3 (12)	KC	2-10
Sept 3(2)	StL	3-1	Indy	4-3	Chi	1-0	KC	2-9
Sept 4	StL	5-8	Indy	4-5 (10)	Chi	4-3 (14)	KC	4-11
Sept 5	KC	5-4	Chi	8-2	Indy	2-5	StL	7-6
Sept 6	KC	12-2	Chi	7-6 (11)	Indy	3-0	StL	4-12
Sept 7	KC	5-4	Chi	2-3 (17)	Indy	3-1	StL	0-1
Sept 8	KC	10-4	Chi	0-3	Indy	2-1	StL	5-3
Sept 9	Indy	6-2	StL	7-0	KC	7-1	Chi	3-1
Sept 10	Indy	6-0	StL	1-11	KC	7-1	Chi	10-14
Sept 11	Indy	0-2	StL	0-1	KC	2-1	Chi	1-4
Sept 12	Indy	3-7	StL	2-1	KC	9-7	Chi	2-12
Sept 13								
Sept 14	Pitt	2-0	Buff	6-4	at Bkn	4-6	at Balt	0-2
Sept 15	Pitt	7-6 (11)	Buff	0-2	at Bkn	2-0	at Balt	6-7 (11)
Sept 16	Pitt	5-2	Buff	4-3 (13)	at Bkn	3-4 (13)	at Balt	2-5
Sept 17	Pitt	4-7	Buff	4-11	at Bkn	11-4	at Balt	7-4
Sept 18	Bkn	3-5	at Balt	5-3	at Pitt	4-5	Buff	5-4
Sept 19	Bkn	9-4	at Balt	4-9	at Pitt	7-12	Buff	12-7
Sept 20	Bkn	7-6	at Balt	6-7	at Pitt	6-5 (10)	Buff	5-6 (10)
Sept 21	Bkn	19-3	at Balt	3-19	at Pitt	2-5	Buff	5-2
Sept 22								
Sept 23	at Buff	5-7	Pitt	16-3	Balt	7-5	at Bkn	3-16
Sept 24	at Buff	13-5	Pitt	13-5	Balt	5-13	at Bkn	5-13
Sept 25	at Buff	4-0	Pitt	17-5	Balt	0-4	at Bkn	5-17
Sept 26	at Buff	1-6	Pitt	9-3	Balt	6-1	at Bkn	3-9
Home		14-7		14-7		12-5		6-11
Away		2-2		1-3		3-5		1-7
Sept	25	16-9	25	15-10	25	15-10	25	7-18
Season		96-58		82-72		68-86		66-88

September

	5		6		7		8	
Date	Chicago		Indy		KC		StL	
Sept 1	at Balt	9-1	at Pitt	10-2	at Bkn	2-12	at Buff	5-4 (11)
Sept 2	at Buff	3-2	at Bkn	2-5	at Pitt	8-5	at Balt	2-7
Sept 3(1)	at Buff	3-4 (12)	at Bkn	4-8	at Pitt	10-2	at Balt	4-2
Sept 3(2)	at Buff	0-1	at Bkn	3-4	at Pitt	9-2	at Balt	1-3
Sept 4	at Buff	3-4 (14)	at Bkn	5-4 (10)	at Pitt	11-4	at Balt	8-5
Sept 5	at Bkn	2-8	at Buff	5-2	at Balt	4-5	at Pitt	6-7
Sept 6	at Bkn	6-7 (11)	at Buff	0-3	at Balt	2-12	at Pitt	12-4
Sept 7	at Bkn	3-2 (17)	at Buff	1-3	at Balt	4-5	at Pitt	1-0
Sept 8	at Bkn	3-0	at Buff	1-2	at Balt	4-10	at Pitt	3-5
Sept 9	at Pitt	1-3	at Balt	2-6	at Buff	1-7	at Bkn	0-7
Sept 10	at Pitt	14-10	at Balt	0-6	at Buff	1-7	at Bkn	11-1
Sept 11	at Pitt	4-1	at Balt	2-0	at Buff	1-2	at Bkn	1-0
Sept 12	at Pitt	12-2	at Balt	7-3	at Buff	7-9	at Bkn	1-2
Sept 13								
Sept 14	Indy	4-1	at Chi	1-4	at StL	7-0	KC	0-7
Sept 15	Indy	0-1	at Chi	1-0	at StL	11-2	KC	2-11
Sept 16	Indy	11-9	at Chi	9-11	at StL	1-2	KC	2-1
Sept 17	Indy	1-5	at Chi	5-1	at StL	3-1	KC	1-3
Sept 18	at KC	1-4	StL	6-3	Chi	4-1	at Indy	3-6
Sept 19	at KC	1-2 (10)	StL	3-2	Chi	2-1 (10)	at Indy	2-3
Sept 20	at KC	3-8	StL	3-2	Chi	8-3	at Indy	2-3
Sept 21	at KC	8-9	StL	3-2	Chi	9-8	at Indy	2-3
Sept 22								
Sept 23	at StL	3-1	at KC	5-3	Indy	3-5	Chi	1-3
Sept 24	at StL	8-1	at KC	0-4	Indy	4-0	Chi	
Sept 25	at StL	6-7	at KC	1-8 (10)	Indy	8-10 (10)	Chi	7-3
Sept 26	at StL	3-7	at KC	19-3	Indy	19-3	Chi	4-3
Home		2-2		4-0		6-2		3-5
Away		9-12		9-12		7-10		7-10
Sept	25	11-14	25	13-2	25	13-12	25	10-15
Season		86-68		90-64		69-85		60-94