

Taz Devils dominate OAPBA in 2019; Tazzies win for second time in past three seasons

Dave Larson captures seventh OAPBA crown

2019 Highlights:

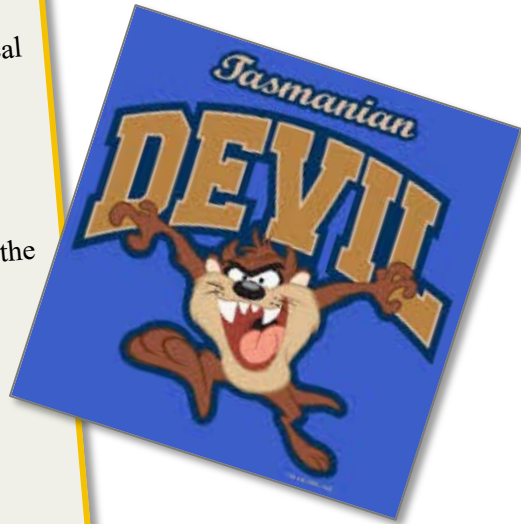
Dave Larson's Taz Devils won both halves with identical 27-13 records and won the league title without having to play a World Series. The 2019 title was Dave's seventh OAPBA championship

Craig Dolan took over the Road Warriors franchise previously managed by Marc Bostrom. Craig re-named the franchise as the **Asian Tsunamis**.

Taz Devils righthander **Gerritt Cole** was **undefeated, going 9-0** to lead the Tazzies to the 2019 crown.

Devils RF **Mookie Betts** was a runaway pick as the league's 2019 Most Valuable Player.

Complete games continued to be a rarity. Twenty-five shutouts occurred in OAPBA league play, but **only three complete game shutouts** were recorded.



Tazzie righthander Gerritt Cole was undefeated, going 9-0, 2.43 to lead the Devils to the 2019 crown.



OAPBA MVP. Devils RF Mookie Betts had a spectacular season in 2019. Betts hit .349 to lead league hitters, had 14 HRs, drove in 47 runs, and stole 27 bases.

2019 OAPBA Yearbook Table of Contents



3-19	2019 OAPBA season recap
20-36	2019 leaders, stats, scores, selected box scores
37-38	Franchise histories, championship recap
39-57	OAPBA team leaders, 1988-2019
58-74	OAPBA individual leaders, 1988-2019
75	OAPBA franchise histories, lifetime W-L records



2019 Final Standings

First Half 2019

Taz Devils	27-13	.675	--
Tsunamis	23-17	.575	4
Otters	18-22	.450	9
Beefers	17-23	.425	10
Whatevers	15-25	.375	2

Second Half 2019

Taz Devils	27-13	.675	--
Otters	22-18	.550	5
Whatevers	19-21	.475	8
Tsunamis	16-24	.400	11
Beefers	16-24	.400	11

Cumulative Standings 2018

Taz Devils	54-26	.675	--
Otters	40-40	.500	14
Tsunamis	39-41	.488	15
Whatevers	34-36	.425	20
Beefers	33-47	.413	21

Most Valuable Player: Mookie Betts, Taz Devils

Pitcher of Year: Gerritt Cole, Taz Devils

Reliever of Year: Kirby Yates, Otters

OAPBA 2019 team vs. team results

Team	Devils	Otters	Tsu	What	Beef	Wins
Taz Devils		11	14	13	16	54
Otters	9		12	9	10	40
Tsunamis	6	8		11	4	39
Whatevers	7	11	9		7	34
Beefers	4	10	6	13		33
<i>Losses</i>	26	40	41	46	47	200

Taz Devils roar to 2019 OAPBA title with sparkling 54-26 record



In 2019, **Dave Larson** became the second manager in OAPBA history to win seven championships. Dave's Tasmanian Devils Went 54-26 and won both halves.

Dave Larson's Taz Devils won their second OAPBA pennant in the past three seasons in 2019, winning both halves in the OAPBA title chase.

In the first half, the Tazzies outpaced newcomer Craig Dolan's Tsunamis, winning by four games over the Asians. In the second half, it was more of the same as the Tazzies swept to the second half title by five games over the Jonathan Stilwell's Otters.

The 2019 championship was the seventh for Dave, second only to the legendary **Joe Passiatore**, who won a combined total 11 league championships managing the original Platoon franchise and, later, the Platoon II. Dave previously won OAPBA championships in 1995, 1996, 2000, 2003, 2004, 2017.

Leading the way for the Devils was MVP OF **Mookie Betts**, who enjoyed a remarkable season (.349, .438, 14 HRs, 47 RBIs, 27 SB) and 1b **Paul Goldschmidt** (.269, 63 RBIs), the pitching trio of righthanders **Gerritt Cole** (9-0, 2.43) and **Craig Morton** (8-4, 2.67) and OAPBA great **Clayton Kershaw** (7-1, 5.35) plus a deep bullpen, led by closer **Sean Doolittle** (16 saves, 2.70).

The 2019 Devils were the 31st team to reach the 50-win mark in the league's 32-year history. The '19 Tazzies were the 13th team to record a 50-win season total.

Devils Mookie Betts runs away with MVP honors

Devils RF **Mookie Betts** was far and away the **Most Valuable Player** in OAPBA in 2019. Betts led all batters with a .349 batting average, led the circuit in total bases, and was 27-2 in stolen bases. He hit 14 homers and 47 runs and was superb on defense. Newcomer **Trevor Story** of the Tsunamis made an immediate impact, leading the league in home runs with 23 while Betts's Devil teammate, three-time All-Star **Paul Goldschmidt**, led OAPBA in RBIs with 63.

Devils righthander **Gerritt Cole** (9-0, .243) was OAPBA's 2019 **Pitcher of the Year** selection. Cole struck out 125 batters in 111 innings, threw a 4-0 complete game shutout against the Tsunamis in the first half and finished the season undefeated. The Devils quartet of Cole, **Charlie Morton** (8-4, 2.67), **Chris Sale** (6-1, league-leading 2.09 ERA) and longtime OAPBA great **Clayton Kershaw** (7-1), when combined with the standout performance of Betts

Luis Severino (9-3, 3.05) of the Tsunamis tied Cole for most wins. Otters **Aaron Nola** (8-5, 2.48) and 2018 Pitcher of the Year **Jacob deGrom** (7-6, 2.95) kept the Furry Ones at .500 for the '19 campaign.

Otter righty **Kirby Yates** (7-2, 1.45, 1 save) earned **Reliever of the Year** honors. Yates was the key reliever in a deep, highly effective Otter bullpen during 2019. Other relievers who stood out were the Devils **Steve Cishek** (35 appearances, 1.98 ERA), Whatever **Yoshi Hirano** (23 appearances, 2-0, 1.75).

2019 marks 32nd season for OAPBA

The league operated once again as a five-team league in 2019.

The biggest change in the league operation was **Craig Dolan** assuming command of the Road Warriors. Craig re-named the team as the Asian Tsunamis and acquitted himself well in his first season at the helm of the team, finishing second in the first half and just missing the .500 mark with a 39-41 overall record for the season.

The league maintained an 80-game schedule (two 40-game halves) with the winners of the two halves playing in the World Series. If a team won both halves, they captured the league title without a World Series. The trading period at the halfway point was retained.

The limited number of franchises (five) continued to have an impact on individual statistics with batting averages depressed considerably.

Rosters were maintained at 33 players with three players designated as “developmental players” that were required to remain inactive for the entire season. Each team maintained an active player pool of 30 players with 25 players designated as active for each individual series. Along with forwarding lineups for each game in an upcoming series, managers identified, in advance, which five players were designated inactive for the series.

The designated development squad players and ineligible to play during the season. Development squad players were allowed to be traded, but could not be added to their new team’s 30-man active squad (i.e. development squad players could only be traded for development squad players and were required to remain on developmental status).

Players designated J-4, if designated as an active player, were required to remain on a team’s active 25-man roster for the entire season.

Pitchers continued to be limited to their average batters faced per appearance on top of the Q-factor fatigue rule. As a result, complete games continued to be rare events in 2019.

For relievers, only the closer designation remained in effect. Closers were designated by the use the save ratio of .30 to 1.00 to classify closers (number of saves divided by the number of appearances or saves/appearances).

All pitchers were limited to their average batters faced per appearance. Starting pitchers were allowed a 10% increase in that total (batters faced number divided by the number of starts multiplied by 1.1 represented by the formula $BF/starts \times 1.1$) rounded up if the number was .5 or higher, round down if the number was .499 or less.

Starters were required to leave a game once they face their maximum number of batters, with the exception of facing their last batter with two outs in an inning. Starters were allowed to finish an inning, but penalized five

points for each batter faced after reaching their batters faced limit. The rule allowing pitchers to complete a shutout was maintained.

Relief pitchers were allowed one extra batter over their average batters faced, except with two outs. Then a reliever were allowed to get the last out, but with a penalty of five points for each additional batter faced.

To add to diminishing offenses, base stealing ratings were upgraded by one letter for all players (e.g. a D-rated stealer upgraded to C-rating).

In the 2019 draft, each of the five teams **drafted from the National League**. The draft order for the 2019 remained in reverse order of finish from the previous season.

2020 Rules Modifications

Rules modifications voted in during the 2019 Rules Meeting at Panera Bread, Altamonte Springs.

- The rule allowing J-4 starters, with a minimum of 20 MLB starts, to be moved from the active to inactive roster, was repealed. This meant that a J-4 pitcher needed to be kept on the 25-man active roster or the taxi squad for the season.
- Instituted a rare play randomizer re-roll.
- Did away with the blow-out reliever.
- Changed the error randomizer to re-rolling only on play 53 results.
- Position players with a pitching grade of "1" would be allowed to pitch to four times during the season regardless of the number of actual appearances in the MLB.
- Discussion on the use of the "opener" was tabled until the 2020 rules meeting.

2019 Regular Season

First half: Taz Devils leap from last to first; sprint to first half crown after fast start

The first half race was dominated by Dave Larson's Taz Devils. Last place finishers in 2018, the Tazzies started off the 2019 campaign losing two of their first three to Rod Caborn's Beefers, but it turned out to be their only hiccup as they on a tear, winning 17 of their next 21 games to effectively put an end to any semblance of a pennant race in the f

first half. The Devils kept up the pressure throughout the entire first half before the Otters handed them two defeats in a row in the final series of the first half for both teams.

Also opening up in a rush were Dolan's Tsunamis, who debuted with a five-game sweep over the Beefers in their inaugural series and opened the season with an 8-2 start. The Asians, however, quickly gave it all back, dropping nine of their next 11 games, including back-to-back shutout losses to the Devils Gerritt Cole and and Charlie Morton, to fall well behind. Undaunted, the Tsunamis kept battling and won nine of their final 11 in the first half, but it wasn't enough as they finished in the runner-up slot at 23-17, four games behind the Taz Devils.

The 2018 champion Otters failed to generate any momentum in the first half, losing six of seven midway through the chase to fall to 8-12 by the halfway point in the first half. The Otters did manage to finish with four wins in their final six contests, but it was too little, too late, finishing at 18-22, well out of the running.

Rod Caborn's Beefers got off to a bad start and never recovered. After a 2-3 start at the Taz Devils, the Beefers traveled to Ponte Vedra where Craig Dolan's Tsunamis put a quick end to any Beefer hopes, winning six straight games from the Beefs to drop the Bovines to a 2-11 start. The Beefs never rebounded and, even with a six-game win streak near the end of the first half, finished in fourth place at 17-23.

Walt Taylor's Whatevers beat the Beefers three of four to get the season underway, but then lost five straight games and lost momentum. The Whats rebounded to win their next three in a row, but then dropped 10 of their next 11 to end any thoughts of a first half title. The Whatevers wound up 15-25, winding up at the bottom of the first half standings.

Second half: Tazzies run off with second half; cop title without a World Series

The opening salvos in the second half hinted at a two-team race between the Taz Devils and the defending champion Otters. When it was all over, however, **the second half turned out to be a replay of the first half, with the Devils running away with the second half race** and winning the 2019 championship without having to go through a World Series battle.

The Taz Devils, bolstered by their fine showing in the first half, won five of their first six to get underway in the second half. After losing three of their next four, against the Otters, it looked momentarily like there might be a battle royal in the second half, but it was all an illusion.

The Tazmen won 12 of their next 16 games, including five-game and six game win streaks to put the rest of the league well behind them and coast to the second half crown with a 27-13 record, identical to their first half

performance at 54-26 for the season, one of the best marks in OAPBA history.

The Otters started out 5-2, but dropped the final two games of their first series against the Tazzies, which put some distance between the two clubs. The Otters took three of five from the Beefers to stay close, but then streakiness showed itself, which turned out to be the Otters undoing. After falling behind with three straight

losses to the Whatever's, the Otters reeled off seven wins in a row, including a five-game sweep over Craig Dolan's Tsunamis. Then the Furry Ones lost eight of their next 12, including a 2-3 series loss to the Taz Devils, which effectively knocked them out of contention. The Otters finished with a flourish, winning five of their final seven games, but it was too little, too late, finishing second in the second half at 22-18 to finish the season at .500 (40-40).

The Tsunamis, runners-up in the first half, got off to a 7-6 start in the second half, but then fell apart, losing eight in a row, including a sweep at the hands of the Otters. The Asians won five of their next six, to momentarily right the ship, but then gave it all back by losing their next six in a row. The Tsunamis won four of their final six games to finish 16-24 for the second half and 39-41 in Craig Dolan's debut season as a manager in OAPBA.

Like the Tsunamis, Walt Taylors Whats got off to a 7-6 start in the second half, but a five-game losing streak dropped their record to 7-11. The Whats won five of their next eight to improve to 12-15. After losing three in a row to the Taz Devils, the Whats finished with a rush, winning seven of the final 11 games to end the second half with a much-improved 19-21 record, enough to put them in third place in the second half. The Whats ended 2019 with a 34-46 record.

In a re-run of the first half, Rod Caborn's Beefers spent the entire second half looking upwards at all the other teams. The Beefs lost five of six to open the second half and struggled to find any semblance of an offense. The Beefs faded badly as the season wound down, trying any number of different lineups, but it was all for naught. The Beefs lost 10 of eleven near the end of the season to finish 16-24, tied with the Tsunamis for fourth place in the standings. The Beefs wound up a disappointing 33-47 for the season, the worst record in the league.

2019 OAPBA All Star team

MVP Mookie Betts of the Devils headed up the 2019 All-Star team. For Betts, it was his second time on the All-Star team, previously selected in 2017.

Making his third consecutive appearance on the All-Stars was Devils 2b **Jose Altuve**. Another three-time All-Star was 1b **Paul Goldschmidt**, who was the All-Star 1b in 2014 and 2016.

The 2019 OAPBA All-Star included 11 first-time selections: C **Wilson Ramos**, SS **Trevor Story**, 3b **Jose Ramirez**, LFs **David Peralta** and **Ronald Acuña**, who tied for the LF slot, CF **Charlie Blackmon** and pitchers **Gerritt Cole** and reliever **Kirby Yates**.



Voting summary

The 2019 honoree for MVP honors was an easy selection for voters. **Mookie Betts** of the Devils led the league in six categories, was a unanimous pick as MVP and All-Star right fielder. Betts performance paced the way for the Devils to win both halves of the season, with Betts leading OAPBA in batting average, slugging, on base percentage, hits, total bases and stolen bases. He was also second in runs scored.

Trevor Story of the Tsunamis was runner-up in the MVP balloting. The slugging shortstop was third in the league in RBIs. Beefer 3b, **Jose Ramirez** was third in the voting followed by a pair of three-time All-Stars, Devils 1b **Paul Goldschmidt** and All-Star 2b **Jose Altuve**.

The Taz Devils featured several strong pitching performances, including a starter who went undefeated and the league leader in ERA. **Gerritt Cole** was named on every ballot as the top starter in the league. **Cole** was a perfect 9-0 on the season and finished second in ERA at 2.43.

Otter rightie, **Aaron Nola** finished third in the league in ERA and was tied for the second most wins. **Nola** finished second in the voting. ERA leader **Chris Sale** and **Charlie Morton**, of the Devils, finished third with Tsunamis **Luis Severino** also receiving votes.

Catcher was also easy for the voters. Tsunami backstop **Wilson Ramos** finished second in the league in batting. His .312 average was one of only two qualifiers for the batting title who finished about .300. The first overall draft pick, **J.T. Realmuto** was second in the voting, followed by Whatever C **Manny Piña**, and the Otters catching due of **Yasmani Grandal**, and **Salvador Perez**.

First base voting saw Devil **Paul Goldschmidt** take all the first-place votes. **Goldie** led the circuit in rbi. Otter **Freddie Freeman** received all the second-place votes with Asian **Jose Martinez** and Whatever **Joey Votto** each getting two third place votes. Whatever **Matt Carpenter** also received a third-place vote.

Voting for the top second baseman was a bit closer. Devil **Jose Aluve** narrowly beat Whatever **Scouter Gennett** for the all-star honors. Otter **Ben Zobrist** and Beefer **Max Muncy** were third in the voting with Tsunamis **Daniel Murphy** also getting a vote.

Trevor Story of the Asians received all the first-place votes at shortstop. Devil **Xander Bogaerts** was second in the balloting with Otter **Trea Turner** and Whatever **Frankie Lindor** tied for third.

Third base also saw a unanimous pick, Beefer **Jose Ramirez**, who finished second in OAPBA in RBIs. Otter **Anthony Rendon** was the only other player at the position to be named on all the ballots. He finished second. Whatever **Alex Bregman** was third with Tsunami **Nolan Arrenado** and Devil **Jeff McNeil** also getting votes.

The league was split on who was the best left fielder. Otter **Ronald Acuna Jr.** and Whatever **David Peralta** tied for the league award. Tsunami **Corey Dickerson** was third with Beefer **J.D. Martinez** and Devil **Andrew Benetendi** also named on a ballot.

League voters were split on the top centerfielder. **Charlie Blackmon** of the Whatevers ended up with nine points while Asian **Bryce Harper** and Otter **Mike Trout** each had eight points. **Brandon Nimmo** of the Beefers also received five points total.

Right field, like the unanimous MVP balloting, went to the Devils **Mookie Betts**. Otter **Christian Yelich** finished second. **Joc Pederson** from the Tsunamis was third followed by Whatever **Nick Markakis**.

The voters named Otter bullpen ace **Kirby Yates** on every ballot as the top reliever of the year. Of the relievers appearing in at least 30 games, his ERA of 1.45 was easily the best. Three hurlers tied for the second spot in the voting: Whatever **Yoshi Hirano**, Devil **Steve Cishek**, and Otter **Will Smith**. Otter **Edwin Diaz**, and the Beefers trio of **Craig Kimbrel**, **Tony Watson**, and **Jeremy Jeffress** also received votes. With three Otters receiving votes, it was easy to see the Otters bullpen was the only relief corps in the league with a sub 3.00 ERA, at 2.40.

Utility player of the year was a tie between Otter **Ketel Marte** and Devil **Jeff McNeil**. Whatever **Matt Carpenter**, Asian **Aaron Hicks**, and Otter **Manny Machado** also received votes.

2019 OAPBA All-Star Team

<u>Player</u>	<u>Avg</u>	<u>OB</u>	<u>G</u>	<u>AB</u>	<u>R</u>	<u>H</u>	<u>2B</u>	<u>3B</u>	<u>HR</u>	<u>RBI</u>	<u>BB</u>	<u>K</u>	<u>SB-CS</u>	<u>Sac</u>	<u>SF</u>	<u>HBP</u>	<u>E</u>
C Wilson Ramos, Tsunamis	.312	.362	55	173	18	54	11	2	9	28	14	34	0-0	1	0	3	9
1B Paul Goldschmidt, Devils	.269	.379	78	286	35	77	15	5	14	63	50	83	0-2	0	4	3	2
2B Jose Altuve, Devils	.277	.332	76	296	37	82	17	1	15	44	23	62	1-0	2	1	2	10
SS Trevor Story, Tsunamis	.256	.305	78	308	50	79	22	4	23	54	26	95	7-5	0	3	0	4
3B Jose Ramirez, Beefers	.230	.347	76	261	44	60	19	0	21	57	45	43	19-9	0	2	3	6
LF David Peralta, Whatever's	.261	.304	72	245	26	64	7	2	10	34	13	50	2-0	1	0	2	5
LF Ronald Acuña, Otters	.255	.330	54	192	22	49	5	2	12	34	18	60	1-0	0	1	4	2
CF Charlie Blackmon, What	.280	.340	70	236	29	66	13	1	10	30	20	44	7-6	1	1	2	4
RF Mookie Betts, Devils	.349	.438	67	252	53	88	26	7	14	47	39	42	27-2	0	4	4	1
Utility Ketel Marte, Otters	.362	.474	19	47	12	17	4	1	0	4	10	1	0-0	0	0	0	0
Utility Jeff McNeil, Devils	.360	.391	27	86	15	31	4	3	1	11	4	12	9-2	0	1	1	4

<u>Pitchers</u>	<u>W-L</u>	<u>ERA</u>	<u>G</u>	<u>GS</u>	<u>CG</u>	<u>Sh</u>	<u>Sv</u>	<u>IP</u>	<u>H</u>	<u>R-ER</u>	<u>HR</u>	<u>BB</u>	<u>SO</u>	<u>HB</u>	<u>WP</u>
Start Gerritt Cole, Devils	9-0	2.43	16	16	2	1	0	111.3	71	30-30	10	38	125	4	1
Relief Kirby Yates, Otters	7-2	1.45	30	0	0	0	1	37.3	19	8-6	5	11	33	1	1

Most Valuable Player: Mookie Betts, Taz Devils
 Cy Young Award: Gerritt Cole, Taz Devils
 Reliever of Year: Kirby Yates, Otters



Otter infielder **Ketel Marte** hit .362 in 19 games, but was voted onto the All-Star team and shared utilityman honors with the Devils Jeff McNeil.



Whatever LF **David Peralta** shared LF honors with Otter newcomer **Ronald Acuña** (below). Peralta hit .261, hit 10 HR and drove in 34 runs. Acuña's credentials were almost identical to Peralta's, .255, 12 HR, 34 RBIs.



OAPBA team by team 2019

Taz Devils 54-26. First half 27-13, .675 +4 games. Second half 27-13, .675, +5 games

The Devils were runaway champions in both halves in 2019, getting off to fast starts in each half and never looking back. The Tazzies were remarkably consistent, going 27-13 in each half and winding up with a sparkling 54-26 record, one of the finest seasons ever recorded in OAPBA history.

The Tazzies combination of fine pitching (3.33 team ERA, led by the trio of Gerritt Cole, Chris Sale and Charlie Morton), the one-two punch of **Mookie Betts** and **Paul Goldschmidt**, and plenty of speed (league-leading 102 SB) separated the team from the rest of the league.



Taz Devils manager Dave Larson was a walkaway winner in the 2019 pennant chase. Larson's Tazzies had an outstanding 54-26 record for the season and won both halves with identical 27-13 records.

The Taz Devils roared through their first 20 games in the first half, going 14-6, winning five straight series, including a pair of five-game win streaks and back-to-back shutout wins at the Tsunamis. After four wins against the Beefs improved the Devils to 18-6, they coasted the rest of the first half and finished 27-13, winning the first half pennant by four games over Craig Dolan's Tsunamis,

In the second half, the Tazmen won six of their first eight games, but slipped a bit in their next five contests, losing four of five to fall to 7-6. A grueling 4-3, 17-inning win seemed to launch the Devils into high gear, kicking off a off a run that saw the Tazzies take total control of the first half pennant race, 14-3 in their next 17 games, including win streaks of five and six games. The Tsunamis raised

Leading the way for a powerful Devils offense was RF **Mookie Betts**, a unanimous MVP choice. Betts hit .349, hit 14 home runs, drove in 47 runs, was 27-2 in stolen bases and hit 26 doubles. Betts was joined in the offensive fun by 1b **Paul Goldschmidt** (.269, 14 HR 63 RBIs), SS **Xander Bogaerts** (.245, 12 HR, 44 RBIs), CF **Cody Bellinger** (12 HR, 39 RBIs) and, as usual, 2b **Jose Altuve** (.292, 76 hits, 18 SB).

On the mound, the Devils trio of **Gerritt Cole** (9-0, 2.43, 125 Ks), **Charlie Morton** (8-4, 2.67) and lefty **Chris Sale** (6-1, 2.09) along with longtime Devils ace **Clayton Kershaw** (7-1, 5.35) combined to

go 30-6, 3.04. The fifth starter, **Trevor Williams** (4-3, 3.58) also enjoyed a fine season.


Adding to the mix was a deep bullpen in which all eight relievers recorded a save, led by closer **Sean Doolittle** (16 saves, 2.70 ERA). **Steve Cishek** (5-3, 1.98) was also very effective for the Devils and **Jesse Chavez** (4-3, 3.58) totaled 47 innings out of the bullpen.

Otters 40-40, .500. First half 18-22, .450 -9 games. Second half 22-18, .550, -5 games.

The defending champion Otters hovered around .500 throughout the entire season, going 18-22 in the first half before rebounding for a solid 22-18 finish in the second half, ending up at .500 (40-40) for the 2019 campaign.

The Otters could never quite capture their 2018 magic in the first half, losing six of nine halfway through the first half schedule, but finishing strong, capturing six of the final nine games, including a 3-2 series win against the champion Devils, to finish 18-22 for the first half.

In the second half, the Otters were streaky, winning five of their first seven, then dropping five of their next six. The Furry Ones then reeled off seven wins in a row to improve to 13-7 to find themselves into the middle of the pennant race. Then it all slipped away, with nine losses in their next 13 games before they won four in a row and eventually ending on the positive side of the ledger at 22-18 for the second half.



Jonathan Stilwell's Otters, the defending champions, fell back to a 40-40 season in 2019, but good enough to finish second in OAPBA.

The Otters featured a strong one-two starting duo on the mound with **Aaron Nola** (8-5, 2.48) and **Jacob deGrom** (7-6, 2.95). Beyond Nola and deGrom, however, the remainder of the Otters starting corps was shaky and only won a combined eight games.

The Otters relief staff was a huge strength for the Furry Ones, combining for a 2.40 ERA, the best in the league, Middle relievers **Kirby Yates** (7-2, 1.45), **Will Smith** (1.32 ERA), **Edrubray Ramos** (1.08 ERA) all were highly effective and were able to turn leads over to reliable closer **Edwin Diaz** (3-3, 3.03, 15 saves).

The Otters offense was paced by RF **Christian Yelich** (.272, 10 HR, 42 RBIs, 1b **Freddie Freeman** (.248, 15 HR, 38 RBI and CF **Mike Trout**, who despite hitting a below-par .190, slammed 22 HR and whose 42 RBIs tied with Yelich for the team lead. 3b Anthony Rendon (.250, 12

HR, 21 RBI) and newcomer Ronald Acuña (.255, 12 HR, 34 RBI) added power to the middle of the Otter lineup. **SS Trea Turner** also got into the offensive action with nine HR.

Tsunamis 39-41. First half 23-17, .575 -4 games. Second half 16-24, -11 games.

The Asian Tsunamis made a fight of it in the first half of the 2019, debuting with a five-game sweep over Rod Caborn's Beefers and taking three of the next five, also against the Beefs, to get off to an 8-2 start. The Tsunamis discovered reality in their next series, however, dropping four of five to the eventual league champion Taz Devils. The Asians, however, continued to keep their heads above water and finished with a flourish, winning of their final 15 to finish in the runner-up slot at 23-17, four games behind the Taz Devils.

The second half started on a positive note with the Asians starting 7-6, but then the bottom fell out when the Tsunamis lost eight in a row, including a sweep at the paws of the Otters, to drop to 7-14. The Asians stopped the bleeding with four straight wins over the hapless Beefers, but dropped five of their next six, eventually ending the second half tied for the bottom, with the Beefers, at 16-24.

Altogether, the Tsunamis performed respectably, going 39-41 for the season and just missing a .500 finish, finishing third in the cumulative standings.

The Tsunamis fielded a formidable offense led by All-Star SS **Trevor Story** (.256, 23 HR, 56 RBI) and a hard-hitting OF trio of LF **Corey Dickerson** (.268), RF **Joc Pederson** (.262, 14 HR, 45 RBIs) and CF **Bryce Harper** (16 HR). A pleasant surprise was the performance of C **Wilson Ramos** (.312, 9 HR, 28 RBI), who earned All-Star honors behind the plate. 3b **Nolan Arenado** hit only .189, but slammed 13 HR and drove in 31 runs.

The Tsunami starting staff featured **Luis Severino** (9-3, 3.05) and **Noah Syndergaard** (4-4, 4.56), but there was little help from the rest of the starters. The Asians had a deep bullpen with eight relievers recording saves, led by **Brandon Morrow** (2.95) and **Roberto Osuna** (3.24), who had five saves apiece. Veteran **Joakim Soria**, obtained in mid-season, notched four saves in the second half and had a 2.08 ERA in 10 appearances.



Manager Craig Dolan joined OAPBA in 2019, taking over the Road Warrior franchise and re-naming it the **Asian Tsunamis**. Craig finished 23-17 in the first half, runner-up to the Taz Devils, but slumped in the second half, going 16-24.

Whatevers 34-36, .425. First half 15-25, .375, -12 games. Second half 19-21, .475 -8 games

The Whatevers got off quick starts in both halves in 2019, but never could sustain any momentum, finishing next to last in the cumulative standings at 34-46.

In the first half, the Whats started 6-6 when the bottom fell out, losing ten of their next 11 games, including the last eight in a row, knocking them out of the first half race. In the second half, The Whats got off to a solid 7-5 start, but then lost five in a row before regaining some traction and finishing off by winning 12 of their final 22 games to nearly get to the .500 mark for the half, finishing 19-21. Overall the Whats wound up 34-46, fourth in the cumulative league standings.

2b **Scooter Gennett** (.277, 15 HR, 44 RBI) led the Whatevers on offense. The outfield trio of LF **David Peralta** (.261, 10 HR, 34 RBI) and CF **Charlie Blackmon** (.280, 10 HR, 30 RBI) and veteran **Nick Markakis** (.276, 9 HR, 31 RBI) were remarkably consistent. SS **Francisco Lindor** (.301) hit well, but had only limited playing time. 3b **Alex Bregman** (.212, .304 OBP, 11 HR, 36 RBI) was a power threat, but somewhat inconsistent.

The Whatever starting staff fell short throughout 2019, combining for an 18-32 record. **Carlos Martinez** (5-0, 2.74) excelled and righty **Mike Foltyniewicz** was 3-1 (3.30) while pitching only in the second half, but the rest of the starters all struggled.

Zack Greinke (305, 4.71) fell short of expectations while ace **Justin Verlander** (2-8, 4.24, 130 strikeouts) served up 20 home runs. **Carlos Carrasco** (1-4, 4.47) and **Walker Buehler** (2-5, 4.29) were no help and southpaw **Kyle Freeland** (3-9, 5.28) was a disaster.

In the bullpen, eight different pitchers recorded saves, but only **Yoshi Hirano** (2-0, 1.75, 1 save) and **David Hernandez** (3-2, 2.57, 3 saves) stood out.

Beefers 33-47, .413. First half 17-23, .425, -10 games. Second half 16-24, .400, -11 games.

The Beefs, with **Corey Kluber**, **Max Scherzer**, and **Trevor Bauer** heading up the pitching staff, entered 2019 with high hopes, but ran into reality in their very first series of the season, losing five in a row to Craig Dolan's Asian Tsunamis. The Beefs never recovered from the sweep and wound up on the bottom of the standings with a 33-47 record, going 17-23 in the first half and 15-24 in the second half.


Holding the Beefers back was an offense that was virtually non-existent. The Bovines only hit .191 as a team with a weak .284 on-base percentage. The Beefs were only shut out twice during the season, the least of any team, but scored two or less runs in 30 of their 80 games.

The only Beefer hitters who generated much offense were 3b **Jose Ramirez** (.230, 21 HR, 57 RBIs, 19 SB) and surprising leadoff man **Brandon Nimmo** (.252, .424 OBP, 55 BB). Newcomer 2b **Max Muncy** (.243, 12 HR, 22 RBI) provided some power from the left side, but LF **J.D. Martinez** (.219, 11 HR, 33 RBIs), counted on to serve as an offensive leader, failed to deliver much support and consistently left batters on base.

Leadoff man **Lorenzo Cain** (.130, .206 OBP) fell into an early slump and never recovered, eventually lost his job to Nimmo. C **Wilson Contreras** (.141, .223, 4 HRs) compounded a lack of output with a team-record 21



Walt Taylor's Whatevers, had an off-year in 2019, going 34-46 and finishing in fourth place overall.



Rod Caborn's Beefers (33-47) set a team record for the lowest batting average in the team's history, .191, along with a league-worst .284 OBP.

errors. LF **J.D. Martinez** (.219, 11 HRs) failed to live up to expectations. SS **Javier Baez** (.171, .200 OBP, 17 HRs) showed flashes of power, but was unable to get on base with any consistency and struck out an astounding 89 times in 303 plate appearances.

On the mound, **Kluber** (3-7, 3.65) and **Scherzer** (4-8, 3.86) were disappointments while **Trevor Bauer** was 6-5, 3.58. The leading Beefer hurler was surprising **Kyle Hendricks** (8-7, 4.43).

The Beefer bullpen performed adequately (3.31) with **Tony Watson** (2-2, 2.16) performing well in spots and **Jeremy Jeffries** (1-3, 2.80, team-leading 11 saves) finishing strong with three saves in the Beefs final series of the season, after a lackluster showing in the first half.

OAPBA 2019 standouts



Tsunami righty Luis Severino was 9-3, 3.05. Severino's nine wins tied him with the Devils Gerritt Cole for most wins in the '19 season.



Otter reliever Kirby Yates was voted Reliever of the Year. Yates was 7-2 with an outstanding 1.45 ERA in 30 appearances.



Beefer 3b Jose Ramirez earned All-Star honors for the first time in 2019. Ramirez hit 21 HRs and drove in 57 runs to lead Beefer batters.



Otter Aaron Nola was the ace of the Otter starting staff at 8-5, 2.48 in 2019.

2019 OAPBA Notes



- **The 2019 season took (nine months and six days (279 days) to complete.** The Beefers and Taz Devils launched the 2019 season at 10:47 a.m. on **Martin Luther King Day, January 21.** The final series of the 2019 season took place on **Saturday, October 26,** between the Whatevers and the Tsunamis.

Bullpen by committee. Three league teams had eight relievers record a save. The Whatevers used nine relievers on the season and saw eight earn a save. All eight of the Tasmanian relievers earned a save. The Asians used 12 pitchers and two position players in relief on the season, eight of them recording saves.

- **Team saves.** The Devils had 34 team saves, the Tsunamis had the second most at 26.

- **Off the bench heroics.** Remarkable pinch-hitting exploits continued in OAPBA in 2019. Otter **Manny Machado** made headlines by blasting three pinch-hit homers in an eight-game span in the second half.

- **Special K.** A pair of Tazzie hurlers dominated batters at the plate. Starter Chris Sale had the best strikeout per nine ratio of any starter at 12.62. Josh Hader topped the league's relievers with a ratio of 14.07 per nine innings. Hader also had the league's worse ERA out of the pen at 6.03 in 31.33 innings.

- Devils RF **Mookie Betts** served early notice that he would be a force, driving in seven runs over the final two games of the Devils opening series against the Beefers to lead the team to 11-4 and 5-3 wins.



Tsunami SS **Trevor Story** (left) **terrorized the Beefers in back-to-back series to open the season** for the Asians. In the two combined series, Story hit .308 in the 10 games, hit four doubles, slammed five HRs and drove in 11 runs as the Asians won eight of 10, to knock Beefers out the first half pennant race.

In the second series of the first half between the Tsunamis and Beefs, Story's two-run HR with two out in the ninth gave the Tsunamis a come-from-behind 11-inning win over Beefer righty Corey Kluber. Altogether, the Tsunamis hit 10 home runs in the second series, winning three of five

- **The Beefs and Tsunamis combined for seven home runs in an 11-9 Asians win** in the finale of their first series of the season, an 11-8 Tsunami win. Nolan Arenado his two homers and Trevor Story and Joc Pederson hit one apiece for the Tsunamis while 3b Jose Ramirez hit two home runs and C Yan Gomes homered for the Beefs.

- **The Tsunamis pounded five homers against the Devils** in a 10-0 first half triumph. **Bryce Harper** led the way for the Asians with a pair of home runs and was joined by **Joc Pederson, Aaron Judge,** and **Jose Martinez.**

- The **Whatevers** pitching staff demonstrated an amazing **knack for getting out of trouble,** stranding 49 Beefers baserunners in the first four games. The Whats relief corps made 20 appearances in the series, which paid off with three wins.

- The Whats showed some muscle in their first half series at home against the Tsunamis with **Charlie Blackmon, Travis Shaw, Yadier Molina** and **Matt Carpenter** all homering in a 10-7 slugfest win against the Asians. Tsuanmi RF Joc Pederson had a grand slam HR in the loss.

- Whatever utility whiz **Marwin Gonzalez** hit a dramatic RBI triple in the bottom of the 12th off Jhoulys Chacin to give the Whats a 6-5 win over the Tsunamis in the first half.

- **The Otters unloaded on Beefer starter Max Scherzer for eight runs in the first two innings** of an 8-4 first half win. In the first inning, before Scherzer knew what hit him, **Mike Trout** hit a two-run 3b and **Mitch Haniger**

followed with a two-run homer in the lopsided Otter win. In the following game, the Beefs gained a measure of revenge, slamming four homers, including two blasts by Jose Ramirez, in a 10-3 win. In the final two games of the series, Otter reliever **Scott Oberg** won both games in extra innings.

- Otter CF **Mike Trout** homered in back-to-back wins in the first half, at home, against the Whatevers. as the Otters sent the Whats to their sixth and seventh consecutive losses by scores of 8-1 and 5-2. The Whats lost the third game at the Otters when **Mitch Haniger** doubled home the game-winner in the ninth for a 7-6 Otters win. The Whats ended their losing streak at eight games as **Francisco Lindor** homered twice and **Edwin Encarnacion** added another homer for a 6-5 win.

- Devils 1b **Paul Goldschmidt** went on a tear to lead the Devils to four wins at the Otters in the first half. **Goldschmidt was 7-10, hit four home runs, and drove in 10 runs in the series.** He was joined by **Mookie Betts**, who was 7-14 in the series. For the Otters, **Ketel Marte** was 5-8 plus a BB.

- Otter ace **Aaron Nola** partnered with closer **Edwin Diaz** for a **one-hitter against the Beefers** in the Otters final series of the first half. The only Beef hit was a fifth inning 2b by **Yasiel Puig**.

- Otter closer **Edwin Diaz** earned three saves in a single series in the second half. In the Otters second half home series against the Tsunamis. Diaz preserved leads in Otter wins by scores of 5-2, 5-3, and 4-3.

- Beefer closer **Jeremy Jeffress** also recorded three saves in a single series twice in the 2019 season, both in the second half. Jeffress recorded three saves at the Tsunamis as the Beefs won three of five and duplicated the feat in the Bovines final series of the season, against the Whatevers

- **The no-hitter that wasn't.** Whatever **Carlos Martinez** carried a **no-hitter into the ninth** against the Taz Devils in a 6-2 Whatever win, but struggled with his control through the game, walking six. Neither Walt Taylor nor Dave Larson realized the no-hitter was in play until **Taz LF Andrew Benitendi homered with one out in the ninth to end the no-hit bid** and shutout bid by Martinez.

- The Otters pounded out five HRs in a 10-5 win at home, against the Devils, in the second half. **Mike Trout, Salvador Perez, Christian Yelich, Freddie Freeman, and Anthony Rendon** got into the HR act. In the finale of the same series, the Otters scored all four of their runs via the long ball in a 4-1 victory over the Tazzies with **Trout, Yelich, Freeman, and Rendon** once again homering in the win.

- **The Taz Devils and Tsunamis played the longest game of the season (17 innings).** In an August 3 marathon matchup, the Tsunamis were forced to use two position players, in relief, in an extra inning game against the Devils. Tsu OF Joc Pederson pitched in the 14th through 16th innings and did not allow a run. He was relieved by outfielder Corey Dickerson, who who was hammered for five runs in his one inning of work. Devil reliever Josh "Darth" Hader got the win and actually drove home two of the Devils five runs in the 17th inning. *(see complete box score on page 35).*



With only Brian McCann having a slower speed rating in the set, Tsunamis catcher **Wilson Ramos** hit for the cycle against the Tazzies. Ramos' 5 RBIs led the Tsunamis to a 9-8 win against the Devils in the second half.



Otter C **Salvador Perez** hit seven HRs in 2019, **five of them against the Devils.**

- **The Devils stole five bases** in a 4-2, 12-inning game win the Beefers in the second half.

- **Johan likes beef.** Devils utilityman **Johan Camargo** hit two HRs in 2019, both against the Beefers.

- **Leaky glove.** Beefer C **Willson Contreras** committed 21 errors in 2019, setting a new Beefer team record.

- **Leaky glove(s).** The Otters committed **four errors in the sixth inning** of a second half 8-5 win over the Beefers, a *new league record* for team errors in one inning.

- **Ouchie!** Beefer OF **Brandon Nimmo** was **struck by pitches** a league-

leading 15 times in 2019. Nimmo also hit **13 triples**, the third-highest triple total for a single season in league history.

- Whatever utility man **Matt Carpenter** had twice as many homers as he did doubles, 14 to seven. **Aaron Hicks** of the Asians must not have wanted to run hard on the bases as he hit six homers with just one double. His teammate **Juan Soto** also preferred the long ball, hitting six homers to three doubles.

Hicks was also the only player in the league with more runs scored (12) to hits (10). His Tsunami teammate **Billy Hamilton** was the only player to score a run (five) without a hit. The pinch runner was 11 of 12 in steal attempts. Hamilton was also the only league player to come to the plate and not get a hit. He did have just nine plate appearances. The speedster surprisingly did hit into a double play.

- Otter **Mike Trout** had another stellar season on the base paths, stealing on 16 of 21 steal attempts. During his seven season in OAPBA, Trout is 82-13 on SB attempts, a sparkling .863 percentage. Trout also preferred to hit the ball over the fence, rather than leg out extra base hits. He clubbed 22 homers while totaling just five doubles and one triple. Teammate **Ronald Acuna Jr.** learned from Trout, slugging 12 homers with just five doubles and a pair of triples.

Latent speed. Longtime Otter first sacker **Freddie Freeman** was perfect on two stolen base attempts. Prior to this season, he had not attempted a stolen base.

- **Perfect control.** Neither the Devils nor the Otters drew a base on balls in an Otters 6-4 win at the Devils in the second half. *This was only the second time in league history that neither team's pitcher had issued a base on balls.*

- **Batting practice.** For the second straight season, Devils southpaw **Jon Lester** recorded the highest ERA among pitchers with 21 IP or more. In 2018, Lester had an 11.64 ERA.

- The only position player in OAPBA to not score a run was Whatever Yuli Gurriel. He only was only on base five times on the season however.

- The Beefers had three players homer without hitting any other extra base hit. Carlos Correa and Michael Brantley each hit one round tripper while Lorenzo Cain had two.

- The Devils led the league in stolen bases with 102, stealing at a percentage of 81%. They also allowed opponents to steal 54 bases with a success rate of 71%. The Whatevers were not adventurous on the base paths with a league low of 29 steals. All league teams were successful on at least 64% of the steal attempts.

- Tsunami **Clay Buchholz** was limited to eight starts on the season but he was great when he pitched. He ended with an ERA of 1.90 and a 3-0 record. He however was 28 innings shy of qualifying for the league lead.



- Otter closer **Edwin Diaz** (left) was especially stingy with free passes. Diaz walked just three batters in 35.7 innings of work. He also fanned 45 batters in the same amount of time. Otter starter **German Marquez** walked just three batters in his four starts. He also fanned 27 batters in 18.67 innings.

- Some hitters have never seen a pitch they couldn't swing at and miss. Whatever George Springer walked just three times against 28 strikeouts. Beefer **Javier Baez** walked 11 times while fanning 89 times. Otter backstop **Salvador Perez** walked just one time while whiffing 25 times.

Otter **Ketel Marte** was a bit more patient at the plate. He walked 10 times against four strikeouts. **Jose Ramirez** of the Beefers also walked more times than he fanned, 45 to 43.

- Only two league hitters reached double figures in GIDP, Tsunami **Trevor Story** with 11 and Whatever **Yasmani Grandal** with 10.

- The Beefers were the only team whose bullpen had a combined losing record, dropping 12 of 20 decisions.
- Otter Miles Mikolas and Whatever Justin Verlander led the league in homers served up with 20 each. Devil reliever **Jesse Chavez** led all relievers, allowing 11 home run balls.
- The only pitching staff to have hit a long ball was the Whatevers, totaling one home run. They were also the only league staff to hit about .100 with an average of .158. The Tsunamis staff did leg out five doubles, two more than any other team.
- Beefer hitters hit just .191 on the season, That was 29 points less than the next lowest team. They were however targets, getting hit by pitch, a league high 38 times.
- The Asians had the fewest hit by pitches, getting plunked 20 times while the Otters were hit 22 times.
- Devils OF **Andrew Benetendi** had the fewest RBIs of any hitter with a minimum of 200 at bats. He drove home just nine runs.

The least effective hitters in the league, who had a minimum of 100 at batters were Beefer **Yan Gomes**, .158, along with Tsunamis **Starlin Castro** .158, and **Francisco Cervelli** .159.

How did the first-round draft picks perform on the season?

- J.T. Realmuto, Devils .183 with 19 RBIs in 55 games.
- Jeremy Jeffruss, Beefers, 2.80 ERA with 11 saves in 34 games.
- Walker Buehler, Whatevers, 2-5 record with an ERA of 4.29 in 11 starts.
- Trevor Story, Tsunamis, .256 with 23 home runs and 54 RBIs
- Miles Mikolas, Otters. 4-9 record with an ERA of 5.33 in 16 starts.

How did each team do in preventing unearned runs?

- The Devils committed 53 errors but had just 20 unearned runs, the fewest in the league.
 - The Whatevers committed 60 errors, allowing 40 unearned runs.
 - The Beefers committed 62 errors, allowing 37 unearned runs.
 - The Otters committed the fewest errors in the league with 49, allowing 37 unearned runs.
 - The Tsunamis committed 57 errors on the year with 35 unearned runs.
- The team with the speed had the fewest GIDPs on the season. The Devils grounded into 41 twin killings. The Otters led OAPBA, hitting into 68 twin killings.

Otter hurler **Jacob deGrom** won seven games on the season and moved up the ladder in the league's lifetime pitching statistics. Through 2019, deGrom has a won/loss record of 31-20 with an ERA of 3.30,



• Devils southpaw **Clayton Kershaw** (left) had seven wins. He moved up to sixth all-time in wins in OAPBA with a lifetime 78-34 record and now ranks seventh all-time in strikeouts with 1035 Ks. Kershaw's .696 winning percentage ranks fifth in the lifetime rankings in OAPBA.

• Whatever **Justin Verlander** only had two wins in 2019, but is creeping toward up the league's all-time wins list with a 51-56 record. The trio of **Roy Halladay**, **Tim Hudson**, and **Roy Oswalt** are tied at number 10 on the wins list with 68 wins each.

Batting highlights**Two home runs in one game**

<u>Gm</u>	<u>Batter</u>	<u>Opp</u>	<u>HR</u>	<u>Notes</u>
1	Trevor Story, Tsu	Beef	2	Second HR in 11 th inning beat Beefers 6-4
10	Jose Ramirez, Beef	Tsu	2	Beefs lost 11-8
10	Mookie Betts, Dev	Tsu	2	Deviles won 7-6
18	Alex Bregman, What	Beef	2	Whatevers lost in 11 innings by 6-5 score
19	Paul Goldschmidt, Dev	Ott	2	Led Devils to 8-2 win
20	Jose Ramirez, Beef	What	2	Both HRs followed by Javier Baez HR
20	Javier Baez, Beef	What	2	Both HRs preceded by Jose Ramirez HR
24	Francisco Lindor, What	Ot	2	Whats won 6-4
28	Jose Ramirez, Beef	Ott	2	Both HRs off Miles Mikolas in 10-8 Beef win
30	Mike Trout, Otters	What	2	Both HRs in first two innings off Carrasco in 7-0 Otter win
33	Eugenio Suarez, Dev	What	2	Whats won 7-6
34	Paul Goldschmidt, Dev	What	2	Devils won 9-7
35	Jose Ramirez, Beef	What	2	Beefers won 7-3 behind Kyle Hendricks
41	Cody Bellinger, Dev	Tsu	2	Led Devils to 9-4 second half opening game win
48	Matt Olson, Beef	What	2	Olson had two of five Beefer HRs in 8-1 win
48	Rhys Hoskins, Otters	Beef	2	Hoskins drove in five runs in 8-7 loss to Beefers
55	Joey Votto, Whats	Ott	2	Otters won 7-6
68	Christian Yelich, Ott	Dev	2	Otters won 7-5
76	Charlie Blackmon, What	Tsu	2	Whatevers won 8-0
77	Jose Ramirez, Beef	What	2	Ramirez's third HR in two games in 8-3 Beefer win

Grand slam home runs

<u>Date</u>	<u>Batter</u>	<u>Opp pitcher</u>
4	Lorenzo Cain, Beef	Clayton Kershaw, Devils
35	Xander Bogaerts, Devils	Adam Ottavino, Whatevers
49	Michael Conforto, Beef	Jesse Biddle, Whatevers
50	Manny Machado, Otters	Tony Watson, Beefers (<i>pinch hit HR</i>)
54	Anthony Rendon, Otters	Kyle Freeland, Whatevers
71	Ahmed Rosario, Beef	Anibal Sanchez, Tsunamis
70	Ronald Acuña, Otters	Jesse Biddle, Whatevers

Pinch hit home runs

<u>Date</u>	<u>Batter</u>	<u>Opp pitcher</u>
29	Aaron Hicks, Tsu	Zack Greinke, Whatevers
29	Francisco Lindor, Whats	Josh Hader, Devils
33	Xander Bogaerts, Dev	Jesse Biddle, Whatevers
41	Manny Machado, Ott	Gerritt Cole, Devils
44	Manny Machado, Ott	Josh Hader, Devils
45	Johan Camargo Dev	Jeremy Jeffress, Beefers
45	Mike Trout, Otters	Josh Hader, Devils
49	Manny Machado, Ott	Tony Watson, Beefers (<i>grand slam HR</i>)
69	Andrelton Simmons, Dev	Edwin Diaz, Otters
69	Giancarlo Stanton, Whats	Sean Doolittle, Devils
70	Aaron Hicks, Tsu	Victor Arano, Devils

Back-to-back home runs

<u>Date</u>	<u>Batters</u>	<u>Notes</u>
5	Nolan Arenado, Joc Pederson	Tsu
20 (1)	Jose Ramirez, Javier Baez, Beef	Sparked 11-8 Tsunami come-from-behind 11-8 win
20 (2)	Jose Ramirez, Javier Baez, Beef	Both off Walker Buehler, Whats, in 1 st inning
29	Trevor Story, Aaron Hicks, Tsu	Both off Walker Buehler, Whats in 3 rd inning
41	Salvador Perez, Manny Machado, Ott	Tsunamis won 6-1 at Whatevers
57	Anthony Rendon, Ronald Acuña, Ott	Perez with 2R HR, Machado with PH HR
		Both off Noah Syndergaard in Otters 5-3 win

Cycle

<u>Date</u>	<u>Batter</u>	<u>Notes</u>
43	Willson Ramos, Tsu	Drove in five runs to lead Tsunamis to 9-8 win v. Devils

In HR and batting report above, date represents the game number for the listed batter's team

2019 OAPBA shutouts

Taz Devils 8 shutouts

Game	Opponent	Score	Pitchers
12	Tsunamis	4-0	Gerritt Cole (complete game) .
13	Tsunamis	3-0	Charlie Morton, Sean Doolittle. <i>(back-to-back shutouts)</i>
37	Otters	1-0	Gerritt Cole, Tim McFarland.
47	Whatevers	3-0	Chris Sale, Rafael Iglesias.
62	Beefers	4-0	Charlie Morton, Josh Hader.
63	Beefers	3-0	Chris Sales, Steve Cishek, Jesse Chaves, Sean Doolittle. <i>(back-to-back shutouts)</i>
72	at Whatevers	3-0	Charlie Morton, Josh Fields, Josh Hader, Steve Cishek.
76	Otters	2-0	Gerritt Cole, Sean Doolittle.

Beefers 5 shutouts

Game	Opponent	Score	Pitchers
2	at Taz Devils	4-0	Ross Stripling, Craig Stammen, Jared Hughes.
12	at Tsunamis	3-0	Max Scherzer, Craig Stammen, Craig Kimbrel.
25	Taz Devils	3-0	Kyle Hendricks, Jeremy Jeffress.
32	at Whatevers	6-0	Max Scherzer (complete game) .
61	Otters	3-0	Corey Kluber, Craig Stammen.

Otters 4 shutouts

Game	Opponent	Score	Pitchers
1	at Tsunamis	2-0 (10)	Jacob deGrom, Pedro Strop, Kirby Yates.
12	at Beefers	3-0	Aaron Nola, Edwin Diaz.
30	at Whatevers	7-0	Jameson Tailon, Pedro Strop, Seunghwan Oh, Will Smith, Edubray Ramos.
74	at Whatevers	5-0	Aaron Nola, Will Smith, Kirby Yates.

Tsunamis 4 shutouts

Game	Opponent	Score	Pitchers
14	at Taz Devils	10-0	Clay Buchholz, Joakim Soria.
23	at Otters	5-0	Luis Severino, A.J. Minter, David Robertson, Brandon Morrow, Joakim Soria.
25	at Otters	2-0	Zack Wheeler, Dylan Floro, David Robertson, Felipe Vazquez, Brandon Morrow.
32	Otters	2-0	Noah Syndergaard (complete game) .

Whatevers 3 shutouts

Game	Opponent	Score	Pitchers
59	at Taz Devils	3-0	Kyle Freeland, Kyle Crick, Jesse Biddle, Reyes Moranta, Jesse Chafin, Delin Betances.
76	at Tsunamis	8-0	Mike Foltyniewicz, Kyle Crick.
77	at Tsunamis	5-0	Carlos Martinez, Jesse Biddle, David Hernandez.

League total: 25 shutouts.

Complete game shutouts (3)

- Gerritt Cole, Taz Devils
- Max Scherzer, Beefers
- Noah Syndergaard, Tsunamis

2019 OAPBA Batting Leaders

<u>Batting Average (Min 216 PA)</u>		<u>On Base Pct. (Min 216 PA)</u>		<u>Runs Batted In</u>	
1	Mookie Betts, Devils .349	Mookie Betts, Devils .438	Paul Goldschmidt, Devils 63		
2	Jose Altuve, Devils .292	Brandon Nimmo, Beef .424	Jose Ramirez, Beef 57		
3	Charlie Blackmon, Tsu .280	Paul Goldschmidt, Devils .379	Trevor Story, Tsu 54		
4	Scooter Gennett, Whats .277	Bryce Harper, Tsu .366	Mookie Betts, Devils 47		
5	Nick Markakis, Whats .276	Christian Yelich, Otters .360	Joc Pederson, Tsu 45		
6	Christian Yelich, Otters .272	Jose Altuve, Devils .353	Scooter Gennett, Whats 44		
7	Paul Goldschmidt, Devils .269	Jose Ramirez, Beef .347	Xander Bogaerts, Devils 44		
8	Corey Dickerson, Tsu .268	Charlie Blackmon, Tsu .340	Mike Trout, Otters 42		
9	Joc Pederson, Tsu .262	Nick Markakis, Whats .333	Christian Yelich, Otters 42		
10	David Peralta, What .261	Ben Zobrist, Otters .333	Cody Bellinger, Devils 39		

<u>Base Hits</u>		<u>Doubles</u>		<u>Triples</u>	
1	Mookie Betts, Devils 88	Mookie Betts, Devils 26	Brandon Nimmo, Beef 13		
2	Nick Markakis, Whats 84	Nick Markakis, Whats 25	Mookie Betts, Devils 7		
3	Scooter Gennett, Whats 82	Alex Bregman, Whats 25	Christian Yelich, Otters 6		
4	Trevor Story, Tsu 79	Xander Bogaerts, Devils 23	Paul Goldschmidt, Devils 5		
5	Paul Goldschmidt, Devils 77	Trevor Story, Tsu 22	Ozzie Albies, Beef 4		
6	Jose Altuve, Devils 76	J.D. Martinez, Beef 20	Trevor Story, Tsu 4		
7	Christian Yelich, Otters 73	Jose Ramirez, Beef 19	Cody Bellinger, Devils 3		
8	Joc Pederson, Tsu 70	Christian Yelich, Otters 18	Corey Dickerson, Tsu 3		
9	Freddie Freeman, Otters 69	Freddie Freeman, Otters 18	Andrew Benitendi, Devils 3		
10	Charlie Blackmon, Tsu 66	Brandon Nimmo, Beef 18	Jeff McNeil, Devils 3		
	Ben Zobrist, Otters				

<u>Home runs</u>		<u>Stolen Bases</u>		<u>Caught Stealing</u>	
1	Trevor Story, Tsu 23	Mookie Betts, Devils 27	Jose Ramirez, Beef 9		
2	Mike Trout, Otters 22	Trea Turner, Otters 26	Bryce Harper, Tsu 7		
3	Jose Ramirez, Beef 21	Jose Ramirez, Beef 19	Charlie Blackmon, Tsu 7		
4	Javier Baez, Beef 17	Jose Altuve, Devils 18	Jose Altuve, Devils 5		
5	Bryce Harper, Tsu 16	Andrew Benitendi, Devils 16	Mike Trout, Otters 5		
6	Freddie Freeman, Otters 15	Mike Trout, Otters 16	Trevor Story, Tsu 5		
7	Scooter Gennett, Whats 15	Cody Bellinger, Devils 13	Aaron Hicks, Tsu 5		
8	Mookie Betts, Devils 14	Billy Hamilton, Tsu 11	Yasiel Puig, Beef 5		
9	Paul Goldschmidt, Devils 14	Ozzie Albies, Beef 9	Five tied with 4		
10	Joc Pederson, Tsu 14	Adam Eaton, Devils 9			
	Matt Carpenter, What 14	Jeff McNeil, Devils 9			

<u>Runs Scored</u>		<u>Bases on Balls</u>		<u>Strikeouts</u>	
1	Bryce Harper, Tsu 57	Bryce Harper, Tsu 58	Trevor Story, Tsu 95		
2	Mookie Betts, Devils 53	Brandon Nimmo, Beef 55	Javier Baez, Beef 89		
3	Trevor Story, Tsu 50	Paul Goldschmidt, Devils 50	Cody Bellinger, Devils 86		
4	Jose Ramirez, Beef 44	Jose Ramirez, Beef 45	Paul Goldschmidt, Devils 83		
5	Mike Trout, Otters 44	Mike Trout, Otters 42	Trea Turner, Otters 79		
6	Brandon Nimmo, Beef 44	Mookie Betts, Devils 39	Bryce Harper, Tsu 78		
7	Alex Bregman, What 43	Christian Yelich, Otters 37	J.D. Martinez, Beef 78		
8	Trea Turner, Otters 41	Max Muncy, Beef 35	Brandon Nimmo, Beef 74		
9	Three tied with 40	Matt Carpenter, What 34	Matt Carpenter, What 70		
10		Trea Turner, Otters 34	Freddie Freeman, Otters 69		
			Mike Trout, Otters 69		

'19 batting leaders, continued

<u>Sacrifices</u>			<u>Sacrifice Flies</u>			<u>At bats</u>		
1	Manny Piña, Whats	5	Paul Goldschmidt, Devils	t 4	Trevor Story, Tsu	308		
2	Andrelton Simmons, Dev	4	Mookie Betts, Devils	t 4	Alex Bregman, What	306		
3	Jose Altuve, Devils	3	Daniel Murphy, Tsu	t 4	Nick Markakis, What	304		
4	Scooter Gennett, Whats	2	Trevor Story, Tsu	3	Cody Bellinger, Devils	298		
5	Adam Eaton, Devils	2	Javier Baez, Beef	3	Scooter Gennett, What	296		
6	Buster Posey, Devils	2	Starlin Castro, Tsu	3	Trea Turner, Otters	290		
7	Thirteen tied with	1	Twelve tied with	2	Paul Goldschmidt, Devils	286		
8					Javier Baez, Beef	281		
9					Freddie Freeman, Otters	278		
10					Bryce Harper, Tsu	270		

<u>Slugging Percentage (216 PA)</u>			<u>Games Appeared</u>			<u>Grounded into DP</u>		
1	Mookie Betts, Devils	.744	Freddie Freeman, Otters	t 80	Trevor Story, Tsu	11		
2	Trevor Story, Tsu	.578	Cody Bellinger, Devils	t 80	Yasmani, Grandal, Otters	10		
3	Jose Ramirez, Beef	.544	Bryce Harper, Tsu	79	Freddie Freeman, Otters	9		
4	Brandon Nimmo, Beef	.530	Trevor Story, Tsu	78	Ronald Acuña, Otters	9		
5	Paul Goldschmidt, Devils	.503	Paul Goldschmidt, Devils	78	Jose Martinez, Tsu	8		
6	Xander Bogaerts, Devils	.502	Nick Markakis, What	78	Eugenio Suarez, Tsu	8		
7	Joc Pederson, Tsu	.498	Alex Bregman, What	78	Yadier Molina, Whats	8		
8	Christian Yelich, Otters	.496	Scooter Gennett, Whats	76	Xander Bogaerts, Devils	8		
9	Scooter Gennett, Whats	.493	Jose Ramirez, Beef	76	Starlin Castro, Tsu	7		
10	Mike Trout, Otters	.480	Three tied with	75	Nick Markakis, What	7		

<u>Hit by pitch</u>			<u>Low Batting Avg. (100 PA)</u>			<u>Fielder Errors</u>		
1	Brandon Nimmo, Beef	15	Willson Contreras, Beef	.141	Willson Contreras, Beef	21		
2	Alex Bregman, What	10	Starlin Castro, Tsu	.158	Scooter Gennett, What	10		
3	Mike Trout, Otters	9	Yan Gomes, Beef	.158	Xander Bogaerts, Devils	9		
4	J.T. Realmuto, Devils	6	Francisco Cervelli, Tsu	.159	Alex Bregman, What	9		
5	Xander Bogaerts, Devils	5	Anthony Rizzo, Tsu	.168	Wilson Ramos, Tsu	9		
6	Ronald Acuña, Otters	4	Javier Baez, Beef	.171	Matt Carpenter, What	8		
7	Willson Contreras, Beef	4	Andrelton Simmons, Dev	.174	Trea Turner, Otters	7		
8	Mookie Betts, Devils	4	J.T. Realmuto, Devils	.183	Yasmani, Grandal, Otters	7		
9	J.D. Martinez, Beef	4	Manny Piña, What	.184	Jose Altuve, Devils	6		
10	Justin Turner, Tsu	4	Yasiel Puig, Beef	.187	Jose Martinez, Tsu	6		
			Matt Olson, Beef	.187	Jose Ramirez, Beef	6		

<u>Total bases</u>		
1	Trevor Story, Tsu	178
2	Mookie Betts, Devils	170
3	Scooter Gennett, Whats	146
4	Paul Goldschmidt, Devils	144
5	Jose Ramirez, Beef	142
6	Nick Markakis, What	138
7	Christian Yelich, Otters	133
8	Joc Pederson, Tsu	133
9	Freddie Freeman, Otters	132
10	Bryce Harper, Tsu	

2019 OAPBA Pitching Leaders

<u>Earned Run Avg (Min. 80 IP)</u>		<u>Wins</u>	<u>W-L Pct. (6 or more decisions)</u>				
1	Chris Sale, Devils	1.90	Gerritt Cole, Devils	t 9	Gerritt Cole, Devils	9-0	1.000
2	Gerritt Cole, Devils	2.43	Luis Severino, Tsu	t 9	Clayton Kershaw, Dev	7-1	.875
3	Aaron Nola, Otters	2.48	Charlie Morton, Devils	8	Chris Sale, Devils	6-1	.857
4	Charlie Morton, Devils	2.67	Kyle Hendricks, Beef	8	Kirby Yates, Otters	7-2	.778
5	Jacob deGrom, Otters	2.95	Aaron Nola, Otters	7	Luis Severino, Tsu	9-3	.750
6	Luis Severino, Tsu	3.05	Clayton Kershaw, Dev	7	Charlie Morton, Devils	8-4	.667
7	Trevor Bauer, Beef	3.58	Jacob deGrom, Otters	7	Steve Cishek, Devils	5-3	.625
8	Trevor Williams, Devils	3.58	Kirby Yates, Otters	7	Aaron Nola, Otters	8-5	.615
9	Cory Kluber, Beef	3.65	Trevor Bauer, Beef	6	Trevor Williams, Devils	4-3	.571
10	Mike Clevinger, Beef	3.84	Chris Sale, Devils	6	Jesse Chavez, Devils	4-3	.571

<u>Strikeouts</u>		<u>Innings Pitched</u>	<u>Games appeared</u>			
1	Justin Verlander, What	130	Cory Kluber, Beef	118.3	Steve Cishek, Devils	t 35
2	Gerritt Cole, Devils	125	Jacob deGrom, Otters	116.0	Tony Watson, Beef	t 35
3	Max Scherzer, Beef	125	Max Scherzer, Beef	112.0	Felipe Vazquez, Tsu	t 35
4	Cory Kluber, Beef	119	Gerritt Cole, Devils	111.3	Jeremy Jeffress, Beef	34
5	Chris Sale, Devils	115	Justin Verlander, What	110.0	Adam Ottavino, What	33
6	Jacob deGrom, Otters	113	Aaron Nola, Otters	108.7	Jared Hughes, Beef	33
7	Luis Severino, Tsu	106	Luis Severino, Tsu	103.3	Edwin Diaz, Otters	32
8	Trevor Bauer, Beef	100	Miles Mikolas, Otters	98.0	A.J. Minter, Tus	32
9	Charlie Morton, Devils	97	Charlie Morton, Devils	97.7	Kyle Crick, What	31
10	Aaron Nola, Otters	97	Kyle Hendricks, Beef	91.3	Chad Green, Tsu	31
			Mike Clevinger, Beef	91.3		

<u>Total Runs Allowed</u>		<u>Earned runs allowed</u>	<u>Hits allowed</u>			
1	Justin Verlander, What	65	Miles Mikolas, Otters	57	Kyle Hendricks, Beef	103
2	Miles Mikolas, Otters	58	Justin Verlander, What	53	Justin Verlander, What	101
3	Kyle Hendricks, Beef	55	Kyle Freeland, What	51	Max Scherzer, Beefers	99
4	Kyle Freeland, What	54	Cory Kluber, Beef	48	Miles Mikolas, Otters	96
5	Max Scherzer, Beef	53	Max Scherzer, Beef	48	Jameson Taillon, Otters	90

<u>Shutouts (CG)</u>		<u>Complete Games</u>	<u>Combined shutouts (CG & combo)</u>			
1	Noah Syndergaard, Tsu	1	Noah Syndergaard, Tsu	2	Gerritt Cole, Devils	3
2	Gerritt Cole, Devils	1	Gerritt Cole, Devils	1	Charlie Morton, Devils	3
3	Max Scherzer, Beef	1	Max Scherzer, Beef	1	Aaron Nola, Otters	2
			Jacob deGrom, Otters	1	Max Scherzer, Beef	2
					Chris Sale, Devils	2

<u>Bases on Balls</u>		<u>Home Runs Allowed</u>	<u>Saves</u>			
1	Kyle Freeland, What	50	Justin Verlander, What	t 20	Sean Doolittle, Devils	16
2	Mike Clevinger, Beef	41	Miles Mikolas, Otters	t 20	Edwin Diaz, Otters	15
3	Jacob deGrom, Otters	41	Cory Kluber, Beef	19	Jeremy Jeffress, Beef	11
4	Max Scherzer, Beef	39	Charlie Morton, Devils	16	Craig Kimbrel, Beef	6
5	Jhoulys Chacin, Tsu	39	Clayton Kershaw, Devils	15	Rafael Iglesias, Devils	5
			Noah Syndergaard, Tsu	15	Roberto Osuna, Tsu	5

<u>Games Lost</u>		<u>Wild pitches</u>	<u>Hit batsmen</u>			
1	Kyle Freeland, What	9	Five tied with	2	Mike Clevinger, Beef	10
2	Miles Mikolas, Otters	9			Jameson Taillon, Otters	7
3	Justin Verlander, What	8			Jared Hughes, Beef	6
4	Max Scherzer, Beef	8				

<u>Relief ERA (min. 21 IP)</u>		<u>Worst W-L Pct. (6 Dec)</u>	<u>W-L</u>	<u>Pct</u>	<u>High ERA (21 IP min)</u>		
1	Tommy Kahnle, Road	1.05	Justin Verlander, What	2-8	.200	Jon Lester, Devils	6.44
2	Cody Allen, Beef	1.23	Kyle Freeland, What	3-9	.250	Zack Wheeler, Tsu	6.22
3	Richard Bleir, Road	1.27	Jameson Taillon, Otters	2-5	.286	David Robertson, Tsu	6.12
4	Mychal Givens, Road	1.56	Walker Buehler, What	2-5	.286	Josh Hader, Devils	6.03
5	Chris Devenski, What	1.62	Cory Kluber, Beef	3-7	.300	Clayton Kershaw, Devils	5.35

<u>Balks</u>		<u>Games Started</u>	<u>St</u>	
1	Trevor Bauer, Beef	1	Justin Verlander, What	17
2	Aaron Nola, Otters	1		
3	Trevor Williams, Devils	1		
4	Jacob deGrom, Otters	1		

2019 total team Batting

Team	Avg	OBP	G	AB	R	H	2B	3B	HR	RBI	BB	K	SB-CS	Sac	SF	HBP	DP	E
Taz Devils	.241	.320	80	2665	363	642	164	26	83	348	292	634	102-23	30	23	31	41	53
Whatevers	.230	.297	80	2730	310	628	147	11	106	299	221	640	29-16	19	6	30	55	60
Otters	.221	.305	80	2598	321	575	127	13	111	302	298	638	54-16	10	15	22	68	49
Tsunamis	.220	.289	80	2683	327	591	147	13	111	319	248	702	44-26	8	22	20	59	57
Beefers	.191	.284	80	2595	293	495	135	23	109	272	302	721	50-27	13	6	38	47	62
League Avg.	.231	.307	80	2663	358	616	156	11	121	342	267	665	32-16	14	15	30	60	74

2019 team pitchers batting

Team	Avg	OBP	G	AB	R	H	2B	3B	HR	RBI	BB	K	SB-CS	Sac	SF	HBP	DP	E
Whatevers	.158	.181	80	177	10	28	3	0	1	8	5	80	1-0	6	0	0	0	11
Beefers	.092	.146	80	173	7	16	1	0	0	2	9	76	0-0	8	1	2	2	10
Otters	.089	.110	80	158	7	14	3	0	0	2	4	62	0-0	10	1	0	7	10
Tsunamis	.081	.198	80	160	6	13	5	0	0	5	3	74	0-0	8	1	0	2	18
Taz Devils	.067	.086	80	165	6	11	1	0	0	6	3	60	0-0	17	1	0	1	5
League Avg.	.231	.307	80	2663	358	616	156	11	121	342	267	665	32-16	14	15	30	60	74

2019 total team pitching

Pitcher	W-L	ERA	Apr	GS	CG	Sh	Sv	IP	H	R-ER	HR	BB	SO	HB	WP
Otters	40-40	3.28	287	80	1	4	16	716.3	568	298-261	92	215	660	23	7
Taz Devils	54-26	3.33	274	80	2	8	34	731.7	561	291-271	107	260	714	16	8
Beefers	33-47	3.72	285	80	1	5	17	717.7	589	334-297	95	277	711	36	6
Tsunamis	39-41	3.85	331	80	1	4	26	724.3	602	345-310	98	277	624	22	8
Whatevers	34-46	3.94	313	80	0	3	16	728.3	613	359-319	121	325	722	24	9
League Avg.	40-40	3.63	298	80	1	5	22	723.7	587	327-292	103	271	682	10	4

2019 team starting pitching

Pitcher	W-L	ERA	Apr	GS	CG	Sh	Sv	IP	H	R-ER	HR	BB	SO	HB	WP
Taz Devils	35-13	3.39	80	80	2	8	0	494.3	399	202-189	69	175	496	11	7
Otters	23-30	3.68	80	80	1	4	0	497.7	422	230-201	71	160	436	17	2
Beefers	25-35	3.88	80	80	1	5	0	519.0	443	251-224	71	189	491	22	4
Tsunamis	26-20	3.93	80	80	1	4	0	451.7	378	221-197	68	176	392	12	3
Whatevers	18-32	4.34	80	80	0	3	0	473.0	440	254-228	76	197	475	20	4
League Avg.	25-26	3.84	80	80	1	4	0	486.0	416	232-207	71	179	458	16	4

2019 team relief pitching

Pitcher	W-L	ERA	Apr	GS	CG	Sh	Sv	IP	H	R-ER	HR	BB	SO	HB	WP
Otters	17-10	2.40	207	0	0	0	16	224.7	146	68-60	21	55	224	6	5
Whatevers	16-14	3.21	233	0	0	0	16	255.3	173	105-91	45	128	241	4	5
Taz Devils	19-13	3.22	194	0	0	0	34	237.3	163	89-85	38	85	218	5	1
Beefers	8-12	3.31	205	0	0	0	17	198.7	146	83-73	24	88	220	14	2
Tsunamis	13-21	3.85	251	0	0	0	26	272.7	224	124-113	30	101	232	10	5
League Avg.	15-14	3.20	218	0	0	0	22	237.7	170	96-84	32	91	227	10	4

2019 Miscellaneous Team Results

Home				Away			
Team	W-L	Pct.	GB	Team	W-L	Pct.	GB
Taz Devils	27-13	.675	-	Taz Devils	27-13	.675	--
Otters	22-18	.550	5	Beefers	19-21	.475	8
Tsunamis	21-19	.525	6	Otters	18-22	.450	9
Whatevers	17-23	.425	10	Tsunamis	18-22	.450	9
Beefers	14-26	.350	13	Whatevers	17-23	.425	10

One Run Games

Team	W-L	Pct.
Taz Devils	20-8	.714
Otters	9-10	.474
Tsunamis	11-14	.440
Whatevers	10-13	.435
Beefers	8-13	.381

Extra inning Games

Team	W-L	Pct.
Whatevers	7-3	.700
Taz Devils	5-3	.625
Tsunamis	4-4	.500
Otters	4-5	.444
Beefers	4-8	.333

Games scored 10 runs or more

Team	10+ runs scored
Taz Devils	3
Tsunamis	2
Whatevers	2
Beefers	1
Otters	1

Games allowed 10 runs or more

Team	10+ runs allowed
Tsunamis	3
Beefers	2
Taz Devils	2
Whatevers	1
Otters	1

Times shut out

Team	Shut out
Otters	6
Tsunamis	6
Whatevers	5
Taz Devils	4
Beefers	3



Infielder **Jeff McNeil** was a valuable asset off the bench for the Devils in 2019. McNeil hit .360, stole nine bases and drove in 11 runs in only 86 at bats. McNeil shared utilityman All-Star honors with Otter Ketel Marte.

2019 Tazmanian Devils

Manager: Dave Larson

First half **27-13**, .675, +-4 games. Second half **27-13**, .675, +5 games. Cumulative **54-26**, .675

Player	Avg	OBP	G	AB	R	H	2B	3B	HR	RBI	BB	K	SB-CS	Sac	SF	HBP	DP	E
J.T. Realmuto c	.183	.273	55	180	19	33	10	2	3	19	17	53	0-1	0	2	6	1	5
Paul Goldschmidt 1b	.269	.379	78	286	35	77	15	5	14	63	50	83	0-2	0	4	3	6	2
Jose Altuve 2b	.292	.353	68	260	40	76	17	0	5	26	24	43	18-5	3	1	1	3	6
Xander Bogaerts ss	.245	.305	67	245	36	60	23	2	12	44	17	45	5-1	0	2	5	8	9
Eugenio Suarez 3b	.210	.300	62	176	24	37	14	0	8	24	21	50	0-0	0	1	2	8	5
Andrw Benintendi lf	.233	.317	69	215	29	50	12	3	2	9	27	47	16-3	1	1	0	1	4
Coy Bellinger cf	.215	.292	80	298	40	64	14	3	12	39	30	86	13-2	0	1	3	3	0
Mookie Betts rf	.349	.438	67	252	53	88	26	7	14	47	39	42	27-2	0	4	4	2	1
Jeff McNeil if	.360	.391	27	86	15	31	4	3	1	11	4	12	9-2	0	1	1	0	4
Adam Eaton of	.292	.400	46	106	23	31	9	0	1	7	16	21	9-2	2	0	3	1	0
Buster Posey c	.291	.363	39	110	9	32	8	0	2	13	13	17	0-0	2	1	0	2	3
Kris Bryant 3b-of	.231	.344	32	52	5	12	3	0	1	7	7	19	0-0	0	0	2	2	2
David Dahl of	.216	.277	32	74	12	16	2	1	3	12	7	14	0-0	0	2	0	1	2
Andrltn Simmons ss	.174	.234	68	86	12	15	4	0	2	13	7	15	5-2	4	1	0	1	2
Harrison Bader of	.136	.208	10	22	1	3	1	0	1	3	2	11	0-1	0	0	0	0	0
Johan Camargo if	.115	.242	27	52	4	6	1	0	2	5	8	16	0-0	1	1	1	1	3
Pitchers	.067	.083	80	165	6	11	1	0	0	6	3	60	0-0	17	1	0	1	5
Team	.241	.320	80	2665	363	642	164	26	83	348	292	634	102-23	30	23	31	41	53

Grand Slam HR: Bogaerts. PH HR: Bogaerts, Simmons. Hit into triple play: Altuve.

PB- Realmuto 2, Posey 1.

Pitcher	W-L	ERA	G	GS	CG	Sh	Sv	IP	H	R-ER	HR	BB	SO	HB	WP
Gerritt Cole	9-0	2.43	16	16	2	3	0	111.3	71	30-30	10	38	125	4	1
Charlie Morton	8-4	2.67	15	15	0	3	0	97.7	75	34-29	16	37	97	0	1
Clayton Kershaw	7-1	5.35	13	13	0	0	0	79.0	76	50-47	15	33	82	1	1
Chris Sale	6-1	2.09	13	13	0	2	0	82.0	61	21-19	8	26	115	2	2
Trevor Williams	4-3	3.58	15	15	0	0	0	88.0	67	38-35	10	31	64	3	2
Jon Lester	1-4	6.44	8	8	0	0	0	36.3	49	29-26	10	13	13	1	0
Starters	35-13	3.39	80	80	2	8	0	494.3	399	202-186	69	175	496	11	7
Steve Cishek	5-3	1.98	35	0	0	0	3	41.0	27	10-9	2	25	40	3	1
Josh Fields	4-1	3.38	17	0	0	0	2	16.0	11	6-6	2	5	15	0	0
Jesse Chavez	4-3	2.83	30	0	0	0	3	47.7	32	16-15	11	10	34	0	0
Josh Hader	3-1	6.03	26	0	0	0	1	31.3	34	22-21	8	16	49	1	0
Raisel Iglesias	2-3	2.96	25	0	0	0	5	27.3	13	10-9	5	12	24	0	0
T.J. McFarland	1-1	3.66	20	0	0	0	3	32.0	26	13-13	4	9	19	0	0
Victor Arano	0-1	2.49	22	0	0	0	1	25.3	10	7-7	3	6	17	1	0
Sean Doolittle	0-0	2.70	19	0	0	0	16	16.7	10	5-5	3	2	23	0	0
Relievers	19-13	3.22	194	0	0	0	34	237.3	163	89-85	38	85	218	5	1
Team	54-26	3.33	274	80	2	8	34	731.7	562	291-271	107	260	714	16	8

Complete game shutout (1): Cole. Combo shutouts (7): Morton 3, Sale 2, Cole 2.

2019 Otters

Manager: Jonathan Stilwell

First half **24-16**, .600, -1 game. Second half **23-17**, .575, -3 games. Cumulative **46-34**, .575, -6 games.

Player	Avg	OBP	G	AB	R	H	2B	3B	HR	RBI	BB	K	SB-CS	Sac	SF	HBP	DP	E
Yasmani Grandal c	.192	.311	59	151	15	29	6	0	3	11	26	39	0-0	0	0	0	10	7
Freddie Freeman 1b	.248	.317	80	278	36	69	18	0	15	38	27	69	2-0	0	2	2	9	4
Ben Zobrist 2b	.253	.333	69	261	24	66	15	1	5	21	31	39	1-1	0	1	1	3	5
Trea Turner ss	.203	.286	75	290	41	59	10	1	9	18	34	79	26-4	0	1	0	4	7
Anthony Rendon 3b	.250	.309	64	240	33	60	16	0	12	31	21	47	0-0	0	1	0	5	5
Ronald Acuña lf	.255	.330	54	192	22	49	5	2	12	34	18	60	1-0	0	1	4	9	2
Mike Trout cf	.190	.326	69	252	44	48	5	1	22	42	42	69	16-5	0	1	9	5	2
Christian Yelich rf	.272	.360	73	268	37	73	18	6	10	42	37	65	5-4	0	2	1	4	1
Ketel Marte util	.362	.474	19	47	12	17	4	1	0	4	10	1	0-0	0	0	0	4	0
Rhys Hoskins 1b	.229	.371	50	48	6	11	4	0	3	10	12	15	0-0	0	2	0	0	0
Manny Machado if-ph	.204	.276	48	113	10	23	6	0	7	17	12	20	1-1	0	2	0	2	3
Mitch Haniger of	.197	.291	56	157	17	31	9	1	5	12	20	35	2-1	0	1	1	0	0
Salvador Perez c	.195	.221	58	118	13	23	7	0	7	18	1	25	0-0	0	0	3	4	1
Jesus Aguilar ph-1b	.125	.263	13	16	3	2	1	0	1	2	3	8	0-0	0	0	0	1	1
Jean Segura ss	.111	.200	4	9	1	1	0	0	0	0	0	2	0-0	0	0	1	1	1
Pitchers	.089	.110	80	158	7	14	3	0	0	2	4	62	0-0	10	1	0	7	10
Team	.221	.305	80	2598	321	575	127	13	111	302	298	638	54-16	10	15	22	68	49

Grand Slam HRs Rendon, Acuña, Machado. PH HRs Machado 3. Hit into triple play: Acuña. PB Grandal 1.

Pitcher	W-L	ERA	G	GS	CG	Sh	Sv	IP	H	R-ER	HR	BB	SO	HB	WP
Aaron Nola	8-5	2.48	16	16	0	2	0	108.7	73	31-30	10	36	97	3	0
Jacob deGrom	7-6	2.95	16	16	1	1	0	116.0	71	49-38	11	41	113	3	0
Miles Mikolas	4-9	5.23	16	16	0	0	0	98.0	96	58-57	20	31	65	2	0
Jameson Taillon	2-5	4.10	16	16	0	1	0	79.0	90	41-36	12	27	54	7	0
German Marquez	1-1	3.85	4	4	0	0	0	18.7	18	11-8	5	3	23	0	1
Patrick Corbin	1-4	4.04	12	12	0	0	0	71.3	74	40-32	13	22	84	2	1
Starters	23-30	3.68	80	801	4	0	0	491.7	422	230-201	71	160	436	17	2
Edwin Diaz	3-3	3.03	32	0	0	0	15	35.7	19	13-12	5	3	45	0	0
Kirby Yates	7-2	1.45	30	0	0	0	1	37.3	19	8-6	5	11	33	1	1
Scott Oberg	4-1	3.46	23	0	0	0	0	26.0	22	12-10	1	5	27	1	1
Seunghwan Oh	1-0	3.26	20	0	0	0	0	19.3	16	8-7	2	7	19	0	1
Richard Rodriguez	1-0	2.93	27	0	0	0	0	30.7	30	11-10	3	5	36	1	2
Will Smith	1-2	1.32	25	0	0	0	0	27.3	13	4-4	2	6	22	0	0
Edrubray Ramos	0-0	1.08	19	0	0	0	0	16.7	8	3-2	1	2	18	1	0
Pedro Strop	0-0	2.15	28	0	0	0	0	29.3	17	7-7	1	15	23	2	0
Joakim Soria-a	0-0	7.83	3	0	0	0	0	2.3	2	2-2	1	1	1	0	0
Relievers	17-10	2.40	207	80	0	0	16	224.7	146	68-60	21	55	224	6	5
Team	40-40	3.28	287	80	1	4	16	716.3	568	298-261	92	215	660	23	7

Combo shutouts (4): Nola 2, Carlos Martinez, Taillon. Balks: deGrom, Nola 1 each.

2019 Tsunamis

Manager: Craig Dolan

First half **23-17**, .575, -4 games. Second half **16-24**, .400, -11 games. Cumulative **39-41**, .488., -15 games

Player	Avg	OBP	G	AB	R	H	2B	3B	HR	RBI	BB	K	SB-CS	Sac	SF	HBP	DP	E
Wilson Ramos c	.312	.362	55	173	18	54	11	2	9	28	14	34	0-0	0	1	0	3	9
Jose Martinez 1b	.247	.306	75	231	19	57	15	0	5	23	17	49	0-0	0	1	3	8	6
Daniel Murphy 2b	.274	.297	38	135	12	37	4	0	4	20	6	15	0-0	0	4	0	2	2
Trevor Story ss	.256	.305	78	308	50	79	22	4	23	54	23	95	7-5	0	3	0	11	4
Nolan Arenado 3b	.189	.268	74	243	30	46	12	0	13	31	27	90	0-1	0	2	0	4	3
Corey Dickerson lf	.268	.302	67	220	25	59	7	3	2	16	9	49	5-4	0	1	2	3	0
Bryce Harper cf	.230	.366	79	270	57	62	17	1	16	28	58	78	7-7	0	0	0	3	3
Joc Pederson rf	.262	.302	73	267	40	70	17	2	14	45	13	64	0-0	0	2	3	5	1
Aaron Hicks of	.256	.383	55	39	12	10	1	0	6	9	8	10	8-5	0	0	0	1	0
Juan Soto lf	.207	.294	54	111	15	23	3	0	6	12	12	38	4-0	0	1	2	1	2
Justin Turner 3b-ph	.188	.272	50	80	5	15	7	0	1	10	6	16	0-0	0	2	4	0	2
Anthony Rizzo 1b	.168	.262	62	95	8	16	3	0	4	13	9	20	0-0	0	0	3	2	0
Francisco Cervelli c	.159	.278	50	113	5	18	4	0	2	9	16	34	0-0	0	1	3	4	1
Starlin Castro 2b	.158	.245	48	139	11	22	5	1	3	12	17	31	0-1	0	3	0	7	4
Kiki Hernandez util	.118	.167	10	34	2	4	2	0	0	0	2	9	0-0	0	0	0	1	1
Aaron Judge rf	.105	.203	21	57	7	6	2	0	3	4	7	25	0-0	0	0	0	1	1
Billy Hamilton of-pr	.000	.111	21	8	5	0	0	0	0	0	1	1	11-1	0	0	0	1	0
Pitchers	.081	.198	80	160	6	13	5	0	0	5	3	74	0-0	8	1	0	2	18
Team	.220	.289	80	2683	327	591	147	13	111	319	248	702	44-26	8	22	20	59	57

Grand Slam HR- Joc Pederson. Pinch hit home runs - Aaron Hicks 2. PB- Wilson Ramos 4.

Pitcher	W-L	ERA	G	GS	CG	Sh	Sv	IP	H	R-ER	HR	BB	SO	HB	WP
Luis Severino	9-3	3.05	16	16	0	1	0	103.3	72	35-35	13	37	106	2	1
Noah Syndergaard	4-4	4.56	12	12	1	1	0	75.0	74	44-38	15	21	63	3	0
Clay Buchholz	3-0	1.90	8	8	0	1	0	52.0	24	11-11	8	20	36	2	1
Jhoulys Chacin	3-2	3.07	13	13	0	0	0	67.3	52	27-23	8	39	54	1	0
Zack Wheeler	3-5	6.22	14	14	0	1	0	68.0	74	48-47	10	31	59	1	0
Jack Flaherty-t	2-2	3.94	6	6	0	0	0	32.0	29	16-14	5	9	31	0	1
Anibal Sanchez	2-3	4.72	9	9	0	0	0	47.7	45	33-25	6	17	34	3	0
Matt Strahm	0-1	5.69	2	2	0	0	0	6.3	8	7-4	3	2	9	0	0
Starters	26-20	3.93	80	80	4	4	0	451.7	378	221-197	68	176	392	12	3

Relievers

Felipe Vazquez	3-3	2.45	35	0	0	0	4	33.0	19	11-9	1	17	37	1	1
Brandon Morrow	3-3	2.95	17	0	0	0	5	21.3	13	10-7	6	8	17	1	0
A.J. Minter	2-1	3.38	32	0	0	0	2	32.0	21	12-12	2	11	27	1	0
Dylan Floro	2-2	2.95	27	0	0	0	2	39.7	22	13-13	3	14	25	1	0
Matt Strahm	1-1	4.43	18	0	0	0	0	22.3	18	11-11	2	9	17	1	1
Sam Dyson	1-3	3.49	29	0	0	0	1	28.3	33	14-11	2	9	24	1	1
Chad Green	1-3	4.21	31	0	0	0	3	36.3	28	17-17	7	9	32	0	0
Anibal Sanchez	0-0	0.00	1	0	0	0	0	3.0	3	0-0	0	0	2	0	0
Joakim Soria-t	0-0	2.08	10	0	0	0	4	8.7	6	2-2	2	1	6	0	0
David Robertson	0-1	6.12	27	0	0	0	0	25.0	31	19-17	2	16	24	1	0
Jhoulys Chacin	0-1	13.43	1	0	0	0	0	0.7	3	1-1	0	0	1	0	0
Roberto Osuna	0-2	3.24	19	0	0	0	5	16.7	18	7-6	3	16	3	0	0
Position players	0-1	11.11	4	0	0	0	0	5.7	9	7-7	0	4	4	0	2
Relievers	13-21	3.85	251	0	0	0	26	272.7	224	124-113	30	101	232	10	5

2019 Tsunamis, continued

	<u>W-L</u>	<u>ERA</u>	<u>G</u>	<u>GS</u>	<u>CG</u>	<u>Sh</u>	<u>Sv</u>	<u>IP</u>	<u>H</u>	<u>R-ER</u>	<u>HR</u>	<u>BB</u>	<u>SO</u>	<u>HB</u>	<u>WP</u>
Team	39-41	3.85	331	80	1	4	26	724.3	602	345-310	98	277	624	22	8

<i>Combined pitching</i>	W-L	ERA	G	GS	CG	Sh	Sv	IP	H	R-ER	HR	BB	SO	HB	WP
Matt Strahm	1-2	4.71	20	2	0	0	0	28.7	26	18-15	5	11	26	1	1
Jhoulys Chacin	3-3	3.18	14	13	0	0	0	68.0	55	28-24	8	39	55	1	0

Complete game shutout (1) - Syndergaard. Combo shutouts (3 - Severino, Wheeler, Buchholz).
Balk - Zack Wheeler.



Tsunami righthander **Noah Syndergaard** (4-4) was one of only three OAPBA pitchers to throw a complete game shutout in the 2019 season.



Tsu southpaw **Felipe Vazquez** (3-3, 2.45) earned four saves out of a deep Tsunami bullpen.



Beefier OF **Brandon Nimmo** took over CF for the doormat Beefers, but performed well, walking 55 times, leading the league in triples with 13 and hit by pitches with 15 plunks.



Devils 1b **Paul Goldschmidt** made the OAPBA All-Star team for the third time in 2019. Goldschmidt hit .269, hit 14 HRs and drove in a team-leading 63 runs.

2019 Whatever's

Manager: Walt Taylor

First half **15-25**, .375, -12 games. Second half **19-21**, .475, -8 games. Cumulative **34-36**, .425

Player	Avg	OBP	G	AB	R	H	2B	3B	HR	RBI	BB	K	SB-CS	Sac	SF	HBP	DP	E
Manny Pina c	.184	.236	48	163	17	30	7	1	3	10	8	39	0-0	5	0	3	4	3
Joey Votto 1b	.248	.341	52	149	14	37	8	0	3	10	18	32	1-0	0	0	3	4	1
Scotter Gennett 2b	.277	.332	76	296	37	82	17	1	15	44	23	62	1-0	2	1	2	3	10
Francisco Lindor ss	.301	.363	53	113	18	34	8	0	8	12	9	31	7-4	1	0	2	2	2
Alex Bregman 3b	.212	.297	78	306	42	65	25	2	11	36	27	51	6-3	0	1	10	6	9
David Peralta lf	.261	.304	72	245	26	64	7	2	10	34	13	50	2-0	1	0	2	4	5
Charlie Blackmon cf	.280	.340	70	236	29	66	13	1	10	30	20	44	7-6	1	1	2	6	4
Nick Markakis rf	.276	.333	78	304	39	84	25	1	9	31	26	47	0-0	1	2	1	7	0
Yuri Gurriel 1b-ph	.238	.238	9	21	0	5	1	0	0	1	0	5	0-0	0	0	0	1	0
Marwin Gonzalez util	.222	.286	33	45	6	10	3	1	1	4	3	11	0-0	1	0	1	1	0
Giancarlo Stanton rf	.214	.275	46	84	9	18	8	0	5	9	7	30	0-0	0	0	0	1	1
Matt Carpenter 1b-if	.197	.304	68	238	29	47	7	2	14	31	34	70	0-1	0	1	3	2	8
Travis Shaw 3b	.195	.289	43	113	16	22	7	0	6	15	14	27	3-1	0	0	1	1	5
Yadier Molina c	.194	.237	40	124	11	24	6	0	6	13	7	19	0-0	1	0	0	8	1
George Springer of	.111	.143	40	81	4	9	1	0	2	7	3	28	1-1	0	0	0	4	0
Ed Encrnacion 1b-ph	.086	.179	25	35	2	3	1	0	2	4	4	14	0-0	0	0	0	1	0
Pitchers	.158	.181	80	177	10	28	3	0	1	8	5	80	1-0	6	0	0	0	11
Team	.230	.297	80	2730	310	628	147	11	106	299	221	640	29-16	19	6	30	55	60

Pitcher HR – Carlos Martinez. PB- Molina 1.

Pitcher	W-L	ERA	G	GS	CG	Sh	Sv	IP	H	R-ER	HR	BB	SO	HB	WP
Zack Greinke	3-5	4.71	12	12	0	0	0	70.7	76	38-37	11	23	64	3	1
Justin Verlander	2-8	4.34	17	17	0	0	0	110.0	101	65-53	20	38	130	5	1
Kyle Freeland	3-9	5.28	16	16	0	1	0	87.0	81	54-51	14	50	62	4	0
Carlos Carrasco	1-4	4.70	9	9	0	0	0	51.7	53	29-27	9	15	65	2	2
Carlos Martinez	4-0	2.55	7	7	0	1	0	42.3	29	12-12	3	28	32	0	0
Walker Buehler	2-5	4.29	11	11	0	0	0	65.0	58	32-31	14	27	77	5	0
Mike Foltyniewicz	3-1	3.30	8	8	0	1	0	46.3	42	19-17	5	16	45	1	0
Starters	18-32	4.34	80	80	0	3	0	473.0	440	254-228	76	197	475	20	4
Reyes Moronta	3-2	3.58	30	0	0	0	1	37.7	30	18-15	7	15	33	0	1
Adam Ottavino	2-1	3.05	33	0	0	0	3	38.3	31	13-13	9	14	54	0	0
Delin Betances	1-4	3.99	27	0	0	0	3	29.3	19	15-13	8	19	43	0	0
Yoshi Hirano	2-0	1.75	23	0	0	0	1	25.7	14	6-5	4	14	19	0	2
Kyle Crick	2-2	3.19	31	0	0	0	1	36.7	25	14-13	2	17	25	0	1
David Hernandez	3-2	2.57	27	0	0	0	3	28.0	16	9-8	4	8	27	0	1
Andrew Chafin	1-0	3.00	26	0	0	0	2	21.0	14	8-7	3	13	14	3	0
Jesse Biddle	1-3	4.34	29	0	0	0	2	29.0	21	19-14	7	19	22	1	0
Carlos Martinez	1-0	3.86	6	0	0	0	0	7.0	2	3-3	1	9	9	0	0
Carlos Carrasco	0-0	0.00	1	0	0	0	0	2.7	1	0-0	0	0	1	0	0
Relievers	16-14	3.21	233	0	0	0	16	255.3	173	105-91	45	128	241	4	5
Team	34-46	3.94	313	80	0	3	16	728.3	613	359-319	121	325	722	24	9

Combined stats	W-L	ERA	G	GS	CG	Sh	Sv	IP	H	R-ER	HR	BB	SO	HB	WP
Carlos Martinez	5-0	2.74	13	7	0	0	0	49.3	31	15-15	3	28	32	0	0
Carlos Carrasco	1-4	4.47	10	9	0	0	0	54.3	54	29-27	9	15	66	0	0

Combo shutouts (3): Foltyniewicz, Freeland, Carlos Martinez.

2019 Beefers

Manager: Rod Caborn

First half **17-23**, .425, -10 games. Second half **16-24**, .400, -11 games. Cumulative **33-47**, .413, -21 games.

Player	Avg	OBP	G	AB	R	H	2B	3B	HR	RBI	BB	K	SB-CS	Sac	SF	HBP	DP	E
Willson Contreras c	.141	.223	53	170	13	24	7	2	4	9	14	49	0-0	0	0	4	5	15
Matt Olson 1b	.187	.288	68	198	20	37	9	0	11	24	27	59	0-0	0	0	1	6	0
Max Muncy 2b	.243	.374	61	177	30	43	11	0	12	22	35	57	0-0	0	0	2	3	4
Javier Baez ss	.171	.200	75	281	24	48	12	2	17	34	11	89	5-2	0	3	0	3	4
Jose Ramirez 3b	.230	.347	76	261	44	60	19	0	21	57	45	43	19-9	0	2	3	3	6
J.D. Martinez lf	.219	.294	73	265	29	58	20	2	11	33	24	78	0-0	0	0	4	3	5
Brandon Nimmo cf	.252	.424	68	234	44	59	18	13	7	21	55	74	2-1	1	0	15	0	5
Yasie Puig rf	.187	.261	49	150	12	28	7	0	5	8	15	36	6-5	0	0	0	5	0
D.J. LeMahieu 2b-ph	.212	.316	19	33	2	7	3	0	0	4	4	4	0-0	1	0	1	2	0
Michael Conforto of	.203	.324	50	123	15	25	6	0	8	20	22	31	0-2	0	0	0	2	1
Ozzie Albies 2b	.200	.256	58	160	18	32	10	4	5	12	9	44	9-4	1	0	3	1	3
Carlos Correa ss	.196	.315	22	46	5	9	0	0	1	3	8	12	0-0	0	0	0	1	3
Ahmed Rosario ss	.180	.223	29	50	4	9	4	0	1	5	3	11	1-1	1	0	0	1	1
Michael Brantley lf	.159	.209	31	63	6	10	0	0	1	3	4	9	3-1	0	0	0	3	1
Yan Gomes c	.158	.234	37	101	16	7	0	3	9	9	3	4	0-0	1	0	1	3	3
Lorenzo Cain cf	.130	.205	32	92	9	12	0	0	2	5	7	13	5-2	0	0	2	2	1
Ender Inciarte cf	.111	.158	5	18	1	2	1	0	0	1	1	2	0-0	0	0	0	2	0
Pitchers	.092	.146	80	173	7	16	1	0	0	2	9	76	0-0	8	1	2	2	10
Team	.191	.284	80	2595	293	495	135	23	109	272	302	721	50-27	13	6	38	47	62

Grand Slam HR: Cain (off Kershaw, Devils), Conforto (off Biddle, Whats). PH HR Conforto 2, Muncy 1.

Triple play: G 54 v Otters (Batter, Acuña, Otters; CF Nimmo, Nimmo-SS Baez, Baez-1b Olson). PB- Contreras 6, Gomes 3.

Pitcher	W-L	ERA	G	GS	CG	Sh	Sv	IP	H	R-ER	HR	BB	SO	HB	WP
Kyle Hendricks	8-7	4.43	16	16	0	1	0	91.3	103	55-45	14	29	57	2	1
Trevor Bauer	6-5	3.58	13	13	0	0	0	88.0	66	37-35	13	38	100	2	2
Max Scherzer	4-8	3.86	16	16	1	2	0	112.	99	53-48	11	39	125	4	1
Corey Kluber	3-7	3.65	16	16	0	1	0	118.3	76	50-48	19	34	119	4	0
Mike Clevinger	3-6	3.84	16	16	0	0	0	91.3	83	47-39	11	41	70	10	0
Ross Stripling	1-2	4.50	3	3	0	1	0	18.0	17	9-9	3	8	20	0	0
Starters	25-35	3.88	80	80	1	5	0	519.0	443	251-224	71	189	491	22	4
Seth Lugo	3-0	4.67	19	0	0	0	0	27.0	26	15-14	2	13	20	1	0
Tony Watson	2-2	2.16	35	0	0	0	0	33.3	19	8-8	3	7	32	3	0
Craig Stammen	2-2	4.71	30	0	0	0	0	28.7	22	15-15	5	14	37	6	1
Jeremy Jeffress	1-3	2.80	34	0	0	0	11	35.3	20	13-11	6	12	43	0	0
Craig Kimbrel	0-1	0.81	27	0	0	0	6	27.0	26	7-2	2	14	35	1	0
Ross Stripling	0-1	3.00	7	0	0	0	0	3.0	4	1-1	0	6	8	2	0
Adam Warren	0-1	5.19	20	0	0	0	0	17.3	17	10-10	3	7	21	1	1
Jared Hughes	0-2	3.41	33	0	0	0	0	31.7	28	13-12	3	15	24	0	0
Relievers	8-12	3.31	205	0	0	0	17	198.7	146	83-73	24	88	220	14	2
Team	33-47	3.72	285	80	1	5	17	717.7	589	334-297	95	277	711	36	6

Combined pitchers	W-L	ERA	G	GS	CG	Sh	Sv	IP	H	R-ER	HR	BB	SO	HB	WP
Ross Stripling	1-3	4.29	10	3	0	0	0	21.0	21	11-10	3	14	28	2	0

Complete game shutout (1): Scherzer. Combo shutouts (4): Scherzer., Kluber, Stripling, Hendricks.

Players with multiple teams 2019

Joakim Soria	<i>Pitchers</i>														
	<u>W-L</u>	<u>ERA</u>	<u>G</u>	<u>GS</u>	<u>CG</u>	<u>Sh</u>	<u>Sv</u>	<u>IP</u>	<u>H</u>	<u>R-ER</u>	<u>HR</u>	<u>BB</u>	<u>SO</u>	<u>HB</u>	<u>WP</u>
Tsunamis	0-0	2.08	10	0	0	0	4	8.7	6	2-2	2	1	6	0	0
Otters	0-0	7.83	3	0	0	0	0	2.3	2	2-2	1	1	1	0	0
Total	0-0	3.27	13	0	0	0	4	11.0	8	4-4	3	2	7	0	0

OAPBA Trade Log 2019 season

<i>Date</i>	<i>Team/players traded</i>	<i>for</i>	<i>Team/players traded</i>
7/1/19	<u>Tsunamis</u> SP Jack Flaherty		<u>Taz Devils</u> SP Anibal Sanchez
7/1/19	<u>Tsunamis</u> RP Joakim Soria		<u>Otters</u> 2b Daniel Murphy



0 0



14 2

Devils pitching stalwarts

Taz Devils starters **Charlie Morton** (left) and lefty **Chris Sale** (right) combined with Pitcher of the Year **Gerritt Cole**, to form a powerful starting staff that pitched the Tazzies to the 2019 OAPBA pennant. Sale led OAPBA in ERA (2.09) while Morton's 2.67 ranked fourth in the league.



Tsunami sluggers

Tsunami outfielders **Joc Pederson** (.262, 14 HR, 45 RBIS) and **Bryce Harper** (.230, 16 HR, 28), along with Wave LF **Corey Dickerson** (.268, 2 HRs) combined for a total of 32 home runs.

Series Summaries 2019

First half

Beefers	Series	Cumulative
at Taz Devils	2-3	2-3
at Tsunamis	0-5	2-8
Tsunamis	2-3	4-11
Whatevers	2-3	6-14
Taz Devils	1-4	7-18
at Otters	2-3	9-21
at Whatevers	5-0	14-21
Otters	3-2	17-23

Otters	Series	Cumulative
at Tsunamis	2-3	2-3
Beefers	3-2	5-5
at Beefers	2-3	7-8
Taz Devils	1-4	8-12
Whatevers	3-2	11-14
at Whatevers	2-3	13-17
Tsunamis	2-3	15-18
at Taz Devils	3-2	18-22

Tsunamis	Series	Cumulative
Beefers	5-0	5-0
at Beefers	3-2	8-2
at Taz Devils	1-4	9-6
Taz Devils	2-3	11-9
Otters	3-2	14-11
at Whatevers	2-3	16-14
at Otters	3-2	19-16
Whatevers	4-1	23-17

Taz Devils	Series	Cumulative
Beefers	3-2	3-2
Tsunamis	4-1	7-3
at Tsunamis	3-2	10-5
Whatevers	4-1	14-6
at Beefers	4-1	18-7
at Otters	4-1	22-8
at Whatevers	3-2	25-10
Otters	2-3	27-13

Whatevers	Series	Cumulative
at Beefers	3-2	3-2
at Taz Devils	1-4	4-6
at Tsunamis	3-2	7-8
Beefers	0-5	7-13
at Otters	2-3	9-16
Taz Devils	2-3	11-19
Otters	3-2	14-21
Tsunamis	1-4	15-25

Second half

Beefers	Series	2 nd Hf	Cumulative
at Taz Devils	1-4	1-4	18-27
Whatevers	3-2	4-6	21-29
at Otters	2-3	6-9	23-32
at Tsunamis	3-2	9-11	26-34
Otters	3-2	12-13	29-36
Taz Devils	0-5	12-18	29-41
Tsunamis	1-4	13-22	30-45
at Whatevers	3-2	16-24	33-47

Otters	Series	2 nd Hf	Cumulative
Taz Devils	3-2	3-2	21-24
Beefers	3-2	6-4	24-26
Whatevers	2-3	8-7	26-29
Tsunamis	5-0	13-7	31-29
at Beefers	2-3	15-10	33-32
at Whatevers	2-3	17-13	35-35
at Taz Devils	2-3	19-16	37-38
at Tsunamis	3-2	22-18	40-40

Tsunamis	Series	2 nd Hf	Cumulative
at Whatevers	3-2	3-2	26-19
Taz Devils	2-3	5-5	28-22
Beefers	2-3	7-8	30-25
at Otters	0-5	7-13	30-30
at Beefers	4-1	11-14	34-31
at Taz Devils	1-4	12-18	35-35
Otters	2-3	14-21	37-38
Whatevers	2-3	16-24	39-41

Taz Devils	Series	2 nd Hf	Cumulative
Beefers	4-1	4-1	31-14
at Otters	2-3	6-4	33-17
at Tsunamis	3-2	9-6	36-19
Whatevers	3-2	12-8	39-21
at Beefers	5-0	17-8	44-21
Tsunamis	4-1	21-9	48-22
at Whatevers	3-2	24-11	51-24
Otters	3-2	27-13	54-26

Whatevers	Series	2 nd Hf	Cumulative
at Beefers	2-3	2-3	16-29
Tsunamis	2-3	4-6	18-32
at Otters	3-2	7-8	21-34
at Taz Devils	2-3	9-11	23-37
Beefers	2-3	11-14	25-40
Taz Devils	2-3	13-17	27-43
Otters	4-1	16-19	31-44
at Tsunamis	3-2	19-21	34-46

OAPBA 2019 First half						
Game	Beefers		Otters		Tsunamis	
1	at Taz Devils	4-1 (12)	at Tsunamis	2-0 (10)	Beefers	6-3 (11)
2	at Taz Devils	3-4 (12)	at Tsunamis	3-8	Beefers	4-2
3	at Taz Devils	4-0	at Tsunamis	0-5	Beefers	3-1
4	at Taz Devils	4-11	at Tsunamis	6-4	Beefers	5-1
5	at Taz Devils	3-5	at Tsunamis	0-2	Beefers	11-8
6	Tsunamis	3-6 (11)	Beefers	1-4	at Beefers	4-3 (11)
7	Tsunamis	2-4	Beefers	8-4	at Beefers	0-3
8	Tsunamis	1-3	Beefers	3-10	at Beefers	7-3
9	Tsunamis	1-5	Beefers	4-3 (12)	at Beefers	4-2
10	Tsunamis	8-11	Beefers	4-3 (10)	at Beefers	1-2
11	at Tsunamis	2-4 (11)	at Beefers	2-3	at Taz Devils	2-5
12	at Tsunamis	3-0	at Beefers	3-0	at Taz Devils	2-3
13	at Tsunamis	3-7	at Beefers	3-2	at Taz Devils	2-7
14	at Tsunamis	2-4	at Beefers	7-8	at Taz Devils	10-0
15	at Tsunamis	2-1	at Beefers	1-3	at Taz Devils	6-7
16	Whatevers	3-4	Taz Devils	2-8	Taz Devils	4-3
17	Whatevers	2-5 (10)	Taz Devils	4-3	Taz Devils	0-4
18	Whatevers	6-4	Taz Devils	2-4	Taz Devils	0-3
19	Whatevers	3-4 (15)	Taz Devils	2-3	Taz Devils	5-4
20	Whatevers	8-3	Taz Devils	2-5	Taz Devils	3-12
21	Taz Devils	1-4	Whatevers	8-1	at Otters	0-2
22	Taz Devils	1-4	Whatevers	5-2	at Otters	8-3
23	Taz Devils	2-4	Whatevers	7-6	at Otters	5-0
24	Taz Devils	4-5	Whatevers	4-6	at Otters	4-6
25	Taz Devils	3-0	Whatevers	4-7	at Otters	2-0
26	at Otters	4-1	at Whatevers	5-7 (11)	at Whatevers	3-7
27	at Otters	4-8	at Whatevers	5-2	at Whatevers	7-10
28	at Otters	10-3	at Whatevers	2-4	at Whatevers	3-2
29	at Otters	3-4 (12)	at Whatevers	2-4 (13)	at Whatevers	6-1
30	at Otters	3-4 (10)	at Whatevers	7-0	at Whatevers	7-8 (12)
31	at Whatevers	5-4 (10)	Tsunamis	2-4	Otters	4-2
32	at Whatevers	6-0	Tsunamis	0-2	Otters	2-0
33	at Whatevers	6-4 (11)	Tsunamis	9-6	Otters	6-9
34	at Whatevers	7-4	Tsunamis	2-3 (11)	Otters	3-2 (11)
35	at Whatevers	7-3	Tsunamis	6-5	Otters	5-6
36	Otters	3-2	at Taz Devils	4-2	Whatevers	5-3
37	Otters	0-3	at Taz Devils	0-1	Whatevers	2-1
38	Otters	2-3	at Taz Devils	9-2	Whatevers	2-3
39	Otters	8-7	at Taz Devils	6-2	Whatevers	3-2 (13)
40	Otters	5-1	at Taz Devils	3-6	Whatevers	6-2
	Home	6-14	Home	9-11	Home	14-6
	Away	11-9	Away	9-11	Away	9-11
	1st Half	17-23	1st Half	18-22	1st Half	23-17

OAPBA 2019 First half				
Game	Taz Devils		Whatevers	
1	Beefers	1-4 (12)	at Beefers	4-3
2	Beefers	4-3 (12)	at Beefers	5-2 (10)
3	Beefers	0-4	at Beefers	4-6
4	Beefers	11-4	at Beefers	4-3 (15)
5	Beefers	5-3	at Beefers	3-8
6	Tsunamis	5-2	at Taz Devils	3-4
7	Tsunamis	3-2	at Taz Devils	1-4
8	Tsunamis	7-5	at Taz Devils	2-4
9	Tsunamis	0-10	at Taz Devils	2-8
10	Tsunamis	7-6	at Taz Devils	5-4
11	at Tsunamis	3-4	Tsunamis	7-3
12	at Tsunamis	4-0	Tsunamis	10-7
13	at Tsunamis	3-0	Tsunamis	2-3
14	at Tsunamis	4-5	Tsunamis	1-6
15	at Tsunamis	12-3	Tsunamis	8-7 (12)
16	Whatevers	4-3	Beefers	4-5 (10)
17	Whatevers	4-1	Beefers	0-6
18	Whatevers	4-2	Beefers	5-6 (11)
19	Whatevers	8-2	Beefers	4-7
20	Whatevers	4-5	Beefers	3-7
21	at Beefers	4-1	at Otters	1-8
22	at Beefers	4-1	at Otters	2-5
23	at Beefers	4-2	at Otters	6-7
24	at Beefers	5-4	at Otters	6-4
25	at Beefers	0-3	at Otters	7-4
26	at Otters	8-2	Taz Devils	6-4 (10)
27	at Otters	3-4	Taz Devils	4-7
28	at Otters	4-2	Taz Devils	7-6
29	at Otters	3-2	Taz Devils	7-9
30	at Otters	5-2	Taz Devils	3-9
31	at Whatevers	4-6 (10)	Otters	7-5 (11)
32	at Whatevers	7-4	Otters	2-5
33	at Whatevers	6-7	Otters	4-2
34	at Whatevers	9-7	Otters	4-2 (13)
35	at Whatevers	9-3	Otters	0-5
36	Otters	2-4	at Tsunamis	3-5
37	Otters	1-0	at Tsunamis	1-2
38	Otters	2-9	at Tsunamis	3-2
39	Otters	2-6	at Tsunamis	2-3 (13)
40	Otters	6-3	at Tsunamis	2-6
Home	Home	13-7	Home	8-12
Away	Away	14-6	Away	7-13
1st half	1st Half	27-13	1st half	15-25

OAPBA 2018 Second half						
Game	Beefers		Otters		Tsunamis	
41	Taz Devils	2-4 (12)	Taz Devils	5-7	at Whatever's	6-4
42	Taz Devils	2-4	Taz Devils	10-5	at Whatever's	4-5 (11)
43	Taz Devils	2-6	Taz Devils	6-7 (11)	at Whatever's	4-1
44	Taz Devils	9-4	Taz Devils	6-4	at Whatever's	8-4
45	Taz Devils	2-9	Taz Devils	4-1	at Whatever's	5-11
46	Whatever's	4-5	Beefers	9-2	at Taz Devils	4-9
47	Whatever's	5-3	Beefers	5-1	at Taz Devils	4-3
48	Whatever's	8-1	Beefers	7-8	at Taz Devils	9-8
49	Whatever's	5-7	Beefers	2-5	at Taz Devils	4-8 (17)
50	Whatever's	5-2	Beefers	6-1	at Taz Devils	8-9
51	at Otters	2-9	Whatever's	1-2	Beefers	6-2
52	at Otters	1-5	Whatever's	1-6	Beefers	4-6
53	at Otters	8-7	Whatever's	1-3	Beefers	3-1
54	at Otters	5-2	Whatever's	7-2	Beefers	6-7
55	at Otters	1-6	Whatever's	7-6	Beefers	3-4
56	at Tsunamis	2-6	Tsunamis	5-3	at Otters	3-5
57	at Tsunamis	6-4	Tsunamis	5-3	at Otters	3-5
58	at Tsunamis	1-3	Tsunamis	6-2	at Otters	2-6
59	at Tsunamis	7-6	Tsunamis	4-3	at Otters	3-4
60	at Tsunamis	4-3	Tsunamis	4-3	at Otters	3-4
61	Otters	3-0	at Beefers	0-3	at Beefers	2-8
62	Otters	5-8	at Beefers	8-5	at Beefers	3-2
63	Otters	5-3	at Beefers	3-5	at Beefers	3-2
64	Otters	2-6	at Beefers	6-2	at Beefers	4-1
65	Otters	2-1 (13)	at Beefers	1-2 (13)	at Beefers	8-3
66	at Taz Devils	2-3	at Taz Devils	0-2	Taz Devils	1-9
67	at Taz Devils	0-4	at Taz Devils	1-3	Taz Devils	4-3
68	at Taz Devils	0-3	at Taz Devils	7-5 (10)	Taz Devils	3-8
69	at Taz Devils	6-7	at Taz Devils	2-3	Taz Devils	4-5 (11)
70	at Taz Devils	1-2	at Taz Devils	8-1	Taz Devils	5-6
71	Tsunamis	8-2	at Whatever's	3-7	Otters	3-6
72	Tsunamis	2-3	at Whatever's	2-4	Otters	1-3
73	Tsunamis	2-3	at Whatever's	1-3	Otters	9-3
74	Tsunamis	1-4	at Whatever's	5-0	Otters	3-8
75	Tsunamis	3-8	at Whatever's	4-1	Otters	9-5
76	at Whatever's	3-5	at Tsunamis	6-3	Whatever's	0-8
77	at Whatever's	4-3	at Tsunamis	3-1	Whatever's	0-5
78	at Whatever's	2-1	at Tsunamis	3-9	Whatever's	5-3
79	at Whatever's	4-6	at Tsunamis	8-3	Whatever's	4-1
80	at Whatever's	9-8	at Tsunamis	5-9	Whatever's	4-7
	Home	8-12	Home	13-7	Home	7-13
	Away	8-12	Away	9-11	Away	9-11
	2nd Half	16-24	2nd Half	22-18	2nd Half	16-24
	1st Half	17-23	1st Half	18-22	1st Half	23-17
	Cumulative	33-47	Cumulative	40-40	Cumulative	39-41

OAPBA 2018 Second half				
Game	Taz Devils		Whatevers	
41	Beefers	4-2 (12)	at Beefers	5-4
42	Beefers	4-2	at Beefers	3-5
43	Beefers	6-2	at Beefers	1-8
44	Beefers	4-9	at Beefers	7-5
45	Beefers	9-2	at Beefers	2-5
46	at Otters	7-5	Tsunamis	4-6
47	at Otters	5-10	Tsunamis	5-4 (11)
48	at Otters	7-6 (11)	Tsunamis	1-4
49	at Otters	4-6	Tsunamis	4-8
50	at Otters	1-4	Tsunamis	11-5
51	at Tsunamis	9-4	at Otters	2-1
52	at Tsunamis	3-4	at Otters	6-1
53	at Tsunamis	8-9	at Otters	3-1
54	at Tsunamis	8-7 (17)	at Otters	2-7
55	at Tsunamis	9-8	at Otters	6-7
56	Whatevers	5-4	at Taz Devils	4-5
57	Whatevers	3-0	at Taz Devils	0-3
58	Whatevers	3-2	at Taz Devils	2-3
59	Whatevers	0-3	at Taz Devils	3-0
60	Whatevers	2-6	at Taz Devils	6-2
61	at Beefers	3-2	Beefers	3-5
62	at Beefers	4-0	Beefers	4-3
63	at Beefers	3-0	Beefers	1-2
64	at Beefers	7-6	Beefers	6-4
65	at Beefers	2-1	Beefers	8-9
66	Tsunamis	9-1	Taz Devils	6-3
67	Tsunamis	3-4	Taz Devils	0-3
68	Tsunamis	8-3	Taz Devils	7-11
69	Tsunamis	5-4 (11)	Taz Devils	2-3
70	Tsunamis	6-5	Taz Devils	4-2
71	at Whatevers	3-6	Otters	7-3
72	at Whatevers	3-0	Otters	4-2
73	at Whatevers	11-7	Otters	3-1
74	at Whatevers	3-2	Otters	0-5
75	at Whatevers	2-4	Otters	1-4
76	Otters	2-0	at Tsunamis	8-0
77	Otters	3-1	at Tsunamis	5-0
78	Otters	5-7 (10)	at Tsunamis	3-5
79	Otters	3-2	at Tsunamis	1-5
80	Otters	1-8	at Tsunamis	7-4
	Home	14-6	Home	9-11
	Away	13-7	Away	10-10
	2nd Half	27-13	2nd Half	19-21
	1st Half	27-13	1st Half	15-25
	Cumulative	54-26	Cumulative	34-46

Aug 3, 2019

Taz Devils 8, Tsunamis 4 (17 innings)

Tazzies push over five runs in top of 17th; fight off Tsunami rally in bottom of inning for hard-fought win

Dave Larson's Taz Devils (9-6) exploded for five runs in the top of the 17th inning to capture a tough 8-4 decision against Craig Dolan's Tsunamis (5-5) in the Melee at Nocotee played at the Tsunami Dome in Nocatee, FL.

The Tsunamis took an early 2-1 lead in the second when Devils starter Trevor Williams hit Tsu C Fransisco Cervelli with the bases loaded and Tsunami starter Jholys Chacin followed with a sac fly. The Devils tied the game in the fourth when Johan Camargo drove in his second run of the game, singling home Jeff McNeil, who had tripled. The Tsunamis took a 3-2 lead in the sixth on a Trevor Story home run, but the Devils tied things up in the next inning when Mookie Betts singled home Adam Eaton, who had singled and stolen second. The score remained 3-3 for the next nine innings, with the Tsunamis having to resort to position players on the mound. Tsunami OF Joc Pederson surprised everyone by throwing three scoreless innings before giving way to OF Corey Dickerson in the 17th.

The Devils immediately jumped on Dickerson with Jose Altuve singling to lead off the 17th and scoring on an RBI double by Andrelton Simmons. Dickerson then walked the next two batters and then gave up a two-run double to J.T. Realmuto. Two batters later, pitcher Josh Hader singled to score two more runs and put the Devils up 8-4.

The Tsunamis, however, refused to die. After Hader retired his 10th straight batter to start the bottom of the 17th, he then walked Cervilli and 3b Nolan Arenado. After retiring Bryce Harper for the second out, Hader walked Corey Dickerson and then walked Starlin Castro, scoring Cervilli. With the bases full and Hader obviously losing it, manager Dave Larson went to reliever Victor Arano, who retired slugger Nolan Arenado, who represented the tying run, on a ground out to end the game.

<u>Taz Devils</u>	<u>AB</u>	<u>R</u>	<u>H</u>	<u>RBI</u>	<u>Tsunamis</u>	<u>AB</u>	<u>R</u>	<u>H</u>	<u>RBI</u>
Benitendi lf	7	1	0	0	B. Harper rf	7	0	1	0
Betts rf	6	1	2	1	Dickerson lf-p	7	0	0	0
Bogaerts ss	4	0	0	0	D. Murphy 2b	3	0	0	0
Realmuto c	3	1	1	2	S. Castro 2b	4	0	1	1
Goldschmidt 1b	8	0	2	0	Story ss	8	1	3	1
Bellinger rf	8	1	2	0	Pederson rf-p-lf	7	1	3	0
Hader p	3	0	1	2	Js. Martinez 1b	3	1	1	0
Camargo 3b	3	0	1	2	Rizzo 1b	2	0	1	0
E. Suarez ph-3b	4	0	0	0	A. Hicks pr-cf	2	0	0	0
Posey c	3	0	0	0	J. Turner 3b	2	0	0	0
Altuve 2b	4	0	0	0	J. Soto ph	1	0	0	0
Trv. Williams p	2	0	0	0	W. Ramos ph	1	0	0	0
Eaton ph	0	1	0	0	Dv. Robertson p	2	0	0	0
<u>A. Simmons ss</u>	<u>4</u>	<u>0</u>	<u>1</u>	<u>1</u>	Cervelli c	5	1	0	1
Total	62	8	15	8	Chacin p	1	0	0	1
					<u>Arenado 3b</u>	<u>4</u>	<u>0</u>	<u>0</u>	<u>0</u>
					Total	60	4	10	4

Taz Devils 010 100 100 000 000 05 - 8
 Tsunamis 020 001 000 000 000 01 - 4

E - none. LOB - Devils 12, Tsu 12 2B - Betts; Js. Martinez, Harper, D. Murphy, Story 2. 3B - McNeil. HR - Story #18. BB Benitendi, Betts, Realmuto, Posey, Altuve, Eaton; Harper, Dickerson, Castro, Cervilli, Arenado. HBP - J. Turner (by T. Williams), Cervelli (by T. Williams). SB - McNeil 2, Betts, Eaton; Story, Hicks. CS - McNeil, Altuve. SF - Camargo; Chacin. OF assist - Betts (threw out Story at home in 13th).

<u>Taz Devils</u>	<u>IP</u>	<u>H</u>	<u>R-ER</u>	<u>HR</u>	<u>BB</u>	<u>SO</u>
Tr. Williams	6.0	6	2-2	1	1	2
J. Chavez	2.0	1	0-0	0	0	1
Iglesias	2.0	1	0-0	0	0	1
McFarland	3.0	3	0-0	0	0	1
Hader W	3.2	0	1-1	0	4	7
Arano Sv	0.1	0	0-0	0	0	0

HB-T. Williams (hit J. Turner, Cervelli).

<u>Tsunamis</u>	<u>IP</u>	<u>H</u>	<u>R-ER</u>	<u>HR</u>	<u>BB</u>	<u>SO</u>
Chacin	6.2	6	2-2	1	2	7
Strahm	1.1	2	1-1	0	1	1
C. Green	1.1	0	0-0	0	0	1
Osuna	1.2	1	0-0	0	0	1
Dyson	0.1	0	0-0	0	0	0
D. Robertson	3.0	1	0-0	0	1	6
Pederson	3.0	2	0-0	0	1	1
Dickerson L	1.0	4	5-5	0	2	2

OAPBA 2019 Draft Results

The 2019 OAPBA draft was conducted at Johnson Flooring, 3016 Mercy Drive, Orlando at 1 p.m., Saturday, Dec. 29, 2018, *before* the 2018 season cards were issued by APBA.

	Taz Devils	Beefers	Whatever's	Tsunamis	Otters
	Dave Larson	Rod Caborn	Walt Taylor	Craig Dolan	Jonathan Stilwell
Rd					
1	C J.T. Realmuto	RP Jeremy Jeffres	SP Walker Buehler	SS Trevor Story	SP Miles Mikolas
2	OF Corey Bellinger	RP Jared Hughes	SP Mike Foltynewics	LF Juan Soto	LF Ronald Acuña
3	RP Steve Cishek	2b Ozzie Albies	RP Adam Ottavino	C Wilson Ramos	RP Kirby Yates
4	RP T.J. McFarland	RP Craig Stammen	SP Kyle Freeland	LF Corey Dickerson	SP Jameson Taillon
5	RP Jesse Chavez	Util Max Muncy	RP Kyle Crick	1b-OF Jose Martinez	RP Seunghwan Oh
6	RP Josh Hader	RP Seth Lugo	RP Yosh Hirano	C Francisco Cervelli	RP Will Smith
7	3b Eugenio Suarez	OF Brandon Nimmo	RP Jesse Biddle	2b Starlin Castro	RP Scott Oberg
8	RP Sean Doolittle	OF Michael Conforto	CF Charlie Blackmon	RP Dylan Floro	RP Richard Rodriguez
9	RF Adam Eaton	SS Ahmen Rosario	3b Travis Shaw	SP Brandon Morrow	C Yasmani Grandal
10	OF Harrison Bader	P Ross Stripling	LF David Peralta	RP Matt Strahm	SP Patrick Corbin
11	SP Trevor Williams	SP Julio Teheran	RP Reyes Moranta	SP Jack Flaherty	Util Ben Zobrist
12	RF David Dahl	SP Jake Arrieta	RP David Hernandez	RP Felipe Vazquez	Util Ketel Marte
13	IF Jeff McNeil	SP Steven Matz	RF Nick Markakis	SP Zack Wheeler	SP German Marquez
14	RP Josh Fields	CF Ender Inciarte	C Manny Pina	SP Jholys Chacin	RP Edubray Ramos
15	Util Juan Camargo	2b D. J. Lemahieu	RP Andrew Chafin	SP Clay Buchholz	1b Jesus Aguilar
16	Cut P Brandon Workman Df P Anibal Sanchez	-	-	Cut C Gary Sanchez Df RP Sam Dyson	-
17	Cut OF Odubel Herrera Df RP Victor Arano	-	-	-	-

OAPBA Champions, 1988-2019 (31 seasons)

<i>Year</i>	<i>World Series</i>	<i>Manager</i>	<i>W-L</i>	<i>Pct.</i>	<i>Best regular season record</i>	<i>W-L</i>	<i>Pct.</i>
1988	Highlanders 3 , Metros 0	Joel Prinsell	31-29	.517	Metros	36-24	.600
1989	Metros 4 , Platoon 2	Bryant Applegate	34-38	.472	Highland, Platoon	38-34	.528
1990	Platoon 4 , Highlanders 0	Joe Passiatore	46-27	.630	Platoon	46-27	.630
1991	Highlanders (no series)	Joel Prinsell	46-27	.630	Highlanders	46-27	.630
1992	Metros (no series)	Bryant Applegate	46-27	.630	Metros	46-27	.630
1993	Platoon 4 , Highlanders 0	Joe Passiatore	45-35	.562	Highlanders	52-28	.650
1994	Platoon 4 , Metros 1	Joe Passiatore	43-37	.537	Platoon	43-37	.537
1995	Taz Devils 4 , Metros 1	Dave Larson	42-38	.525	Metros	43-34	.557
1996	Taz Devils (no series)	Dave Larson	50-30	.625	Taz Devils	50-30	.625
1997	Platoon 4 , Beefers 2	Joe Passiatore	47-35	.573	Beefers	54-28	.659
1998	Highlanders 4 , Platoon 1	Joel Prinsell	57-23	.713	Highlanders	57-23	.713
1999	Highlanders 4 , Platoon 3	Joel Prinsell	53-28	.654	Highlanders	53-28	.654
2000	Taz Devils 4 , Highlanders 1	Dave Larson	52-32	.619	Highlanders	54-31	.635
2001	Platoon 4 , Taz Devils 3	Joe Passiatore	51-33	.607	Taz Devils	58-26	.690
2002	Highlanders 4 , Monsters 1	Joel Prinsell	50-34	.595	Highlanders	50-34	.595
2003	Taz Devils 4 , Merchants 1	Dave Larson	56-29	.659	Taz Devils	56-29	.659
2004	Taz Devils 4 , Road War 2	Dave Larson	46-38	.548	Whatevers	50-34	.595
2005	Travelers 4 , Taz Devils 0	Walt Taylor	46-38	.548	Taz Devils	49-35	.583
2006	Whatevers 4 , Gang 1	Walt Taylor	52-32	.619	Whatevers	52-32	.619
2007	Whatevers 4 , Platoon II 3	Walt Taylor	51-33	.607	Platoon II	58-26	.690
2008	Platoon II 4 , Whatevers 1	Joe Passiatore	47-37	.560	Whatevers	56-28	.667
2009	Platoon II 4 , Beefers 1	Joe Passiatore	56-30	.651	Platoon II, Devils	56-30	.651
2010	Platoon II 4 , Whatevers 2	Joe Passiatore	54-30	.643	Whatevers	59-25	.702
2011	Platoon II 4 , Taz Devils 1	Joe Passiatore	48-32	.600	Taz Devils	54-26	.700
2012	Platoon II 4 , Beefers 2	Joe Passiatore	48-32	.600	Platoon II	48-32	.600
2013	Platoon II 4 , Whatevers 3	Joe Passiatore	44-36	.550	Taz Devils	50-30	.625
2014	Beefers 4 , Otters 0	Rod Caborn	43-35	.551	Taz Devils	46-32	.590
2015	Otters (no series)	Jonathan Stilwell	55-25	.688	Otters	55-25	.688
2016	Whatevers (no series)	Walt Taylor	47-33	.588	Whatevers	47-33	.588
2017	Taz Devils 4 , Otters 2	Dave Larson	49-32	.605	Taz Devils	49-32	.605
2018	Otters (no series)	Jonathan Stilwell	50-30	.625	Otters	50-30	.625
2019	Taz Devils (no series)	Dave Larson	54-26	.675	Otters	40-40	.500

Team championship summary

Team	Championships	
Taz Devils	7	All under Dave Larson (1995, 1996, 2000, 2003, 2004, 2017, 2019)
Platoon II	6	2005 as Travelers (Walt Taylor); 2008-2013 as Platoon II (Joe Passiatore)
Highlanders	5	All under Joel Prinsell
Platoon (original)	5	All under Joe Passiatore
Whatevers	5	'89, '92 as Metros (Applegate); 2006-2007, 2017 as Whatevers (Walt Taylor)
Otters	2	2015, 2018 under Jonathan Stilwell
Beefers	1	2014 under Rod Caborn

Manager championship summary

Manager	Championships	
Joe Passiatore	11	Original Platoon five championships, Platoon II six championships
Dave Larson	7	Taz Devils, seven championships
Joel Prinsell	5	Highlanders, five championships
Walt Taylor	4	Whatevers three championships, Travelers (later Platoon II), one championship
Bryant Applegate	2	Metros (now Whatevers), two championships
Jonathan Stilwell	2	Otters, two championships
Rod Caborn	1	Beefers, one championship

OAPBA Team Leaders, 1988-2019

<u>Batting Average</u>		<u>Earned Run Average</u>	
1988	Metros	.281	1988 Highlanders 3.38
1989	Metros	.248	1989 Platoon 3.03
1990	Highlanders	.243	1990 Metros 3.05
1991	Highlanders	.235	1991 Metros 2.80
1992	Highlanders	.235	1992 Metros 2.24
1993	Metros	.247	1993 Platoon 2.75
1994	Taz Devils	.238	1994 Platoon 3.27
1995	Taz Devils	.254	1995 Highlanders 3.45
1996	Highlanders	.231	1996 Highlanders 3.25
1997	Taz Devils	.250	1997 Beefers 3.71
1998	Highlanders	.265	1998 Highlanders 2.97
1999	Green Monsters	.270	1999 Taz Devils 3.30
2000	Green Monsters	.293	2000 Taz Devils 3.98
2001	Green Monsters	.276	2001 Taz Devils 3.78
2002	Green Monsters	.246	2002 Highlanders 3.56
2003	Taz Devils	.264	2003 Taz Devils 3.21
2004	Whatever	.250	2004 Road Warriors 3.08
2005	Turfbeaters	.260	2005 Taz Devils 3.33
2006	Titans	.243	2006 Titans, Whatever 3.06
2007	Platoon	.253	2007 Platoon 3.39
2008	Whatever	.258	2008 Gashouse Gang 3.61
2009	Taz Devils	.256	2009 Platoon 3.06
2010	Whatever	.267	2010 Whatever 3.22
2011	Whatever	.246	2011 Road Warriors 2.74
2012	Beefers	.238	2012 Road Warriors 2.99
2013	Taz Devils	.250	2013 Taz Devils 2.94
2014	Whatever	.238	2014 Taz Devils 2.74
2015	Whatever	.231	2015 Otters 2.73
2016	Taz Devils	.228	2016 Beefers 2.85
2017	Otters	.249	2017 Taz Devils 3.47
2018	Whatever	.248	2018 Otters 3.26
2019	Taz Devils	.241	2019 Otters 3.28

<u>On base percentage</u>		<u>Won-Lost Record (Cumulative)</u>			
1988	Metros	.353	1988 Metros	36-24	.600
1989	Metros	.317	1989 Platoon, Highlanders (tie)	38-34	.528
1990	Highlanders	.320	1990 Platoon	46-27	.630
1991	Highlanders	.306	1991 Highlanders	46-27	.630
1992	Highlanders	.305	1992 Metros	46-27	.630
1993	Highlanders	.305	1993 Highlanders	52-28	.650
1994	Taz Devils	.312	1994 Platoon	43-37	.538
1995	Taz Devils	.323	1995 Metros	46-34	.558
1996	Highlanders	.309	1996 Taz Devils	50-30	.625
1997	Beefers	.328	1997 Beefers	54-28	.659
1998	Highlanders	.332	1998 Highlanders	57-23	.713
1999	Green Monsters	.332	1999 Highlanders	53-28	.654
2000	Green Monsters	.376	2000 Highlanders	54-31	.635
2001	Green Monsters	.369	2001 Taz Devils	58-26	.690
2002	Green Monsters	.322	2002 Highlanders	50-34	.565
2003	Taz Devils	.333	2003 Taz Devils	56-29	.659
2004	Whatever's	.332	2004 Whatever's	50-34	.595
2005	Ocean's Nine	.326	2005 Taz Devils	49-35	.583
2006	Titans	.320	2006 Whatever's	52-32	.619
2007	Whatever's	.328	2007 Platoon	58-26	.690
2008	Whatever's	.340	2008 Whatever's	51-33	.607
2009	Whatever's	.327	2009 Platoon, Taz Devils	56-30	.651
2010	Whatever's	.347	2010 Whatever's	59-25	.702
2011	Whatever's	.321	2011 Taz Devils	54-26	.675
2012	Road Warriors	.310	2012 Platoon	48-32	.600
2013	Whatever's	.310	2013 Taz Devils	50-30	.625
2014	Whatever's	.322	2014 Taz Devils	46-32	.590
2015	Otters	.304	2015 Otters	55-25	.688
2016	Taz Devils	.293	2016 Whatever's	47-33	.588
2017	Otters	.318	2017 Taz Devils	49-32	.605
2018	Otters	.317	2018 Otters	50-30	.625
2019	Taz Devils	.320	2019 Taz Devils	54-26	.675

Runs Scored			Wins		
1988	Metros	277	1988	Metros	36
1989	Platoon	272	1989	Platoon, Highlanders	38
1990	Platoon	328	1990	Platoon	46
1991	Highlanders	257	1991	Highlanders	46
1992	Metros	221	1992	Metros	46
1993	Highlanders	307	1993	Highlanders	52
1994	Taz Devils	318	1994	Platoon	43
1995	Taz Devils	404	1995	Metros	46
1996	Taz Devils	367	1996	Taz Devils	50
1997	Beefers	401	1997	Beefers	54
1998	Highlanders	420	1998	Highlanders	57
1999	Highlanders	446	1999	Highlanders	53
2000	Green Monsters	543	2000	Highlanders	54
2001	Green Monsters	565	2001	Taz Devils	58
2002	Highlanders	435	2002	Highlanders	50
2003	Taz Devils	428	2003	Taz Devils	56
2004	Whatever's	440	2004	Whatever's	50
2005	Ocean's Nine	415	2005	Taz Devils	49
2006	Titans	374	2006	Whatever's	52
2007	Platoon	424	2007	Platoon	58
2008	Whatever's	424	2008	Whatever's	51
2009	Taz Devils	474	2009	Platoon, Taz Devils	56
2010	Taz Devils	433	2010	Whatever's	59
2011	Taz Devils	372	2011	Taz Devils	54
2012	Taz Devils	345	2012	Platoon	48
2013	Taz Devils	361	2013	Taz Devils	50
2014	Taz Devils	326	2014	Taz Devils	46
2015	Otters	328	2015	Otters	55
2016	Taz Devils	312	2016	Whatever's	47
2017	Otters	411	2017	Taz Devils	49
2018	Otters	383	2018	Otters	50
2019	Taz Devils	363	2019	Taz Devils	54

Hits			Saves		
1988	Metros	527	1988	Highlanders, Platoon	15
1989	Metros	552	1989	Metros	18
1990	Metros	547	1990	Highlanders	23
1991	Highlanders	536	1991	Highlanders	22
1992	Platoon	515	1992	Metros	22
1993	Metros	605	1993	Platoon	25
1994	Taz Devils	628	1994	Bombers, Taz Devils	19
1995	Taz Devils	694	1995	Platoon	22
1996	Cats	617	1996	Taz Devils	28
1997	Beefers	685	1997	Platoon	25
1998	Highlanders	732	1998	Platoon	25
1999	Green Monsters	713	1999	Highlanders	24
2000	Green Monsters	899	2000	Green Monsters	29
2001	Green Monsters	817	2001	Green Monsters	29
2002	Green Monsters	681	2002	Platoon	24
2003	Taz Devils	770	2003	Merchantainers	20
2004	Whatever's, Taz Devils	699	2004	Whatever's	25
2005	Taz Devils	751	2005	Beefers, Whatever's	24
2006	Taz Devils	695	2006	Whatever's	23
2007	Platoon	751	2007	Platoon, Taz Devils	23
2008	Whatever's	742	2008	Whatever's	28
2009	Taz Devils	761	2009	Taz Devils	33
2010	Whatever's	763	2010	Whats, Platoon, Devils	25
2011	Whatever's	659	2011	Gashouse Gang	21
2012	Taz Devils	622	2012	Platoon	26
2013	Taz Devils	698	2013	Taz Devils	24
2014	Turfbeaters	626	2014	Taz Devils	28
2015	Otters	616	2015	Otters	32
2016	Taz Devils	621	2016	Road Warriors	20
2017	Otters	714	2017	Taz Devils	22
2018	Whatever's	666	2018	Whatever's	22
2019	Taz Devils	642	2019	Taz Devils	34

Doubles		Complete games		
1988	Platoon	107	1988 Highlanders, Metros	14
1989	Metros	130	1989 Metros	17
1990	Metros	137	1990 Platoon	14
1991	Highlanders	137	1991 Highlanders	18
1992	Tourists	143	1992 Platoon	15
1993	Beefers	146	1993 Highlanders	21
1994	Platoon	161	1994 Highlanders	16
1995	Taz Devils	202	1995 Highlanders	20
1996	Highlanders	178	1996 Taz Devils	16
1997	Taz Devils, Highlanders	169	1997 Beefers	24
1998	Beefers	168	1998 Highlanders	27
1999	Highlanders	175	1999 Highlanders	23
2000	Highlanders	193	2000 Taz Devils	21
2001	Highlanders	197	2001 Taz Devils	21
2002	Highlanders	197	2002 Highlanders	20
2003	Taz Devils	181	2003 Road Warriors	25
2004	Whatever	180	2004 Road Warriors	21
2005	Ocean's Nine, Taz Devils	180	2005 Taz Devils	22
2006	Whatever	191	2006 Titans	33
2007	Platoon	216	2007 Turfbeaters	18
2008	Taz Devils	198	2008 Gashouse Gang	21
2009	Taz Devils	204	2009 Road Warriors	13
2010	Taz Devils	206	2010 Turfbeaters	22
2011	Platoon	173	2011 Road Warriors	27
2012	Whatever	165	2012 Turfbeaters	15
2013	Taz Devils	162	2013 Turfbeaters	16
2014	Otters	162	2014 Taz Devils, Turfbeaters	11
2015	Taz Devils	163	2015 Road Warriors	14
2016	Taz Devils	162	2016 Taz Devils, Whatever	3
2017	Otters	191	2017 Taz Devils, Beefers	2
2018	Whatever	177	2018 Otters, Road War, What tied with	1
2019	Taz Devils	164	2019 Beefers, Tsunamis, Devils tied with	1

Triples			Shutouts		
1988	Tourists	21	1988	Tourists	8
1989	Highlanders, Metros	19	1989	Tourists	6
1990	Tourists	25	1990	Tourists	5
1991	Tourists	19	1991	Highlanders, Beefers	6
1992	Platoon	19	1992	Metros	10
1993	Beefers	27	1993	Highlanders	10
1994	Taz Devils	23	1994	Bombers	8
1995	Taz Devils	29	1995	Highlanders	8
1996	Taz Devils	28	1996	Taz Devils	8
1997	Taz Devils, Platoon	22	1997	Beefers	8
1998	Highlanders	32	1998	Highlanders	11
1999	Replacements	23	1999	Highlanders	7
2000	Green Monsters	35	2000	Taz Devils	9
2001	Highlanders	23	2001	Highlanders	6
2002	Taz Devils	17	2002	Highlanders	7
2003	Road Warriors	22	2003	Taz Devils	10
2004	Merchantainers	23	2004	Taz Devils	8
2005	Taz Devils	19	2005	Taz Devils	5
2006	Gasehouse, Beefs, Platoon	19	2006	Taz Devils	9
2007	Taz Devils	27	2007	Whatever's	5
2008	Beefers	38	2008	Gashouse Gang	9
2009	Taz Devils	25	2009	Platoon, Taz Devils, Beefers, Gang	5
2010	Whatever's	22	2010	Platoon	9
2011	Gang, Otters	20	2011	Road Warriors	8
2012	Gashouse Gang	15	2012	Beefers	8
2013	Otters	22	2013	Taz Devils	10
2014	Otters, Beefers	16	2014	Turfbeaters	8
2015	Otters	19	2015	Whatever's, Road Warriors	10
2016	Whatever's	16	2016	Taz Devils	7
2017	Taz Devils	24	2017	Taz Devils, Beefers	11
2018	Taz Devils, Road War	14	2018	Road Warriors	9
2019	Taz Devils	26	2019	Taz Devils	8

Home Runs			Innings pitched		
1988	Platoon	86	1988	Platoon	539.3
1989	Platoon	79	1989	Platoon	674.7
1990	Beefers	94	1990	Platoon	662.0
1991	Metros	80	1991	Highlanders	666.7
1992	Beefers	85	1992	Metros	651.3
1993	Highlanders	85	1993	Metros	746.0
1994	Highlanders	108	1994	Platoon	763.0
1995	Highlanders	109	1995	Metros	722.3
1996	Cats	100	1996	Taz Devils	731.7
1997	Beefers	156	1997	Beefers	753.0
1998	Taz Devils	119	1998	Platoon	753.0
1999	Juggernauts	154	1999	Taz Devils	742.0
2000	Beefers	150	2000	Green Monsters	757.3
2001	Highlanders	146	2001	Green Monsters	778.3
2002	Highlanders	157	2002	Platoon	769.0
2003	Beefers	126	2003	Beefers	770.3
2004	Whatever	136	2004	Road Warriors	774.3
2005	Travelers	117	2005	Beefers	761.0
2006	Beefers	109	2006	Turfbeaters	768.7
2007	Taz Devils	119	2007	Platoon	784.3
2008	Platoon	101	2008	Platoon	786.3
2009	Taz Devils	110	2009	Taz Devils	792.0
2010	Taz Devils	136	2010	Taz Devils	768.7
2011	Taz Devils	118	2011	Platoon	735.7
2012	Beefers	110	2012	Whatever	723.0
2013	Gashouse Gang	109	2013	Platoon	752.3
2014	Beefers	100	2014	Road Warriors	719.3
2015	Whatever	88	2015	Whatever	738.0
2016	Otters	100	2016	Whatever	742.3
2017	Otters	120	2017	Otters	745.7
2018	Otters	133	2018	Road Warriors	713.7
2019	Otters, Tsunamis	111	2019	Taz Devils	731.7

Runs Batted In		Strikeouts	
1988	Metros	277	1988 Highlanders 400
1989	Platoon	272	1989 Highlanders 415
1990	Platoon	328	1990 Beefers 470
1991	Highlanders	280	1991 Beefers 476
1992	Metros	236	1992 Beefers 382
1993	Highlanders	294	1993 Beefers 539
1994	Beefers	304	1994 Taz Devils 587
1995	Taz Devils	375	1995 Taz Devils 520
1996	Taz Devils	349	1996 Taz Devils 663
1997	Beefer	387	1997 Highlanders 596
1998	Highlanders	390	1998 Highlanders 670
1999	Highlanders	408	1999 Highlanders 623
2000	Green Monsters	522	2000 Taz Devils 712
2001	Green Monsters	535	2001 Taz Devils 692
2002	Highlanders	413	2002 Taz Devils 731
2003	Taz Devils	408	2003 Taz Devils 707
2004	Whatever	416	2004 Titans 680
2005	Taz Devils	403	2005 Taz Devils 642
2006	Whatever	368	2006 Taz Devils 669
2007	Whatever	399	2007 Taz Devils 748
2008	Whatever	402	2008 Taz Devils 726
2009	Taz Devils	451	2009 Turfbeaters 700
2010	Taz Devils	422	2010 Turfbeaters 708
2011	Taz Devils	364	2011 Whatever 654
2012	Road Warriors	309	2012 Road Warriors 706
2013	Taz Devils	343	2013 Turfbeaters 683
2014	Taz Devils	309	2014 Turfbeaters 632
2015	Otters	321	2015 Taz Devils 683
2016	Taz Devils	292	2016 Taz Devils 790
2017	Otters	402	2017 Taz Devils 702
2018	Otters	365	2018 Taz Devils 696
2019	Taz Devils	348	2019 Whatever 722

Stolen bases		Bases on balls		
1988	Tourists	88	1988 Tourists, Metros	233
1989	Platoon	102	1989 Highlanders	221
1990	Platoon	81	1990 Highlanders	257
1991	Platoon	149	1991 Tourists	223
1992	Platoon	100	1992 Tourists	222
1993	Taz Devils	118	1993 Beefers	278
1994	Platoon	89	1994 Highlanders	278
1995	Taz Devils	92	1995 Platoon	271
1996	Platoon	111	1996 Beefers	311
1997	Taz Devils	147	1997 Beefers	314
1998	Platoon	126	1998 Thunder	338
1999	Platoon	116	1999 Juggernauts	284
2000	Green Monsters	130	2000 Replacements	363
2001	Juggernauts	78	2001 Dairy Kings	406
2002	Green Monsters	81	2002 Taz Devils	340
2003	Taz Devils	77	2003 Whatever	308
2004	Whatever	55	2004 Beefers	308
2005	Taz Devils	87	2005 Turfbeat	310
2006	Turfbeat	66	2006 Turfbeat	277
2007	Turfbeat	71	2007 Turfbeat	284
2008	Turfbeat	111	2008 Gashouse Gang	266
2009	Platoon	118	2009 Gashouse Gang	310
2010	Turfbeat	139	2010 Whatever	306
2011	Turfbeat	113	2011 Whatever	286
2012	Road Warriors	125	2012 Whatever	296
2013	Turfbeat	105	2013 Piranhas	262
2014	Turfbeat, Road Warriors	58	2014 Turfbeat	252
2015	Whatever	66	2015 Whatever	232
2016	Road Warriors	72	2016 Otters	269
2017	Taz Devils	41	2017 Whatever	272
2018	Road Warriors	42	2018 Whatever	291
2019	Taz Devils	102	2019 Whatever	325

Caught stealing		Wild pitches		
1988	Tourists	33	1988 Tourists	12
1989	Platoon	47	1989 N/A	-
1990	Beefers	34	1990 Beefers	8
1991	Platoon	51	1991 N/A	-
1992	Platoon	60	1992 N/A	-
1993	Platoon	54	1993 Tourists	7
1994	Taz Devils	55	1994 Taz Devils	9
1995	Taz Devils	65	1995 Bombers	15
1996	Taz Devils	46	1996 Cats	22
1997	Taz Devils	44	1997 Beefers, Platoon	11
1998	Platoon	57	1998 Monsters	28
1999	Taz Devils	47	1999 Monsters	16
2000	Taz Devils	50	2000 Green Monsters	26
2001	Taz Devils	28	2001 Green Monsters	21
2002	Green Monsters	37	2002 Beefers	11
2003	Taz Devils	33	2003 Beefers	13
2004	Taz Devils	31	2004 Merchantainers	17
2005	Turfbeaters	39	2005 Titans, Whatever	13
2006	Turfbeaters	41	2006 Road Warriors	14
2007	Road Warriors	32	2007 Taz Devils	23
2008	Platoon	41	2008 Turfbeaters	19
2009	Turfbeaters	56	2009 Whatever	16
2010	Turfbeaters, Whatever	45	2010 Taz Devils	14
2011	Whatever	38	2011 Turfbeaters, Whatever	16
2012	Road Warriors	49	2012 Turfbeaters, Road Warriors	13
2013	Piranhas	37	2013 Otters	12
2014	Piranhas	29	2014 Devils, Beefers, Piranhas	11
2015	Taz Devils, Piranhas	26	2015 Taz Devils	14
2016	Road Warriors	24	2016 Beefers	15
2017	Taz Devils	36	2017 Taz Devils	12
2018	Taz Devils	36	2018 Whatever	12
2019	Beefers	27	2019 Whatever	9

Bases on balls			Hit batsmen		
1988	Platoon	210	1988	Highlanders	11
1989	Highlanders	226	1989	Tourists	10
1990	Beefers	263	1990	Tourists	12
1991	Platoon	271	1991	N/A	-
1992	Highlanders	212	1992	N/A	-
1993	Beefers	266	1993	Tourists	14
1994	Beefers	301	1994	Taz Devils	16
1995	Taz Devils	264	1995	Taz Devils	15
1996	Beefers	299	1996	Bombers	19
1997	Bombers	297	1997	Bombers	30
1998	Beefers	316	1998	Taz Devils	31
1999	Highlanders	301	1999	Taz Devils	24
2000	Green Monsters	380	2000	Green Monsters	34
2001	Green Monsters	408	2001	Highlanders	37
2002	Highlanders	341	2002	Green Monsters	42
2003	Beefers	319	2003	Titans	34
2004	Whatevers	317	2004	Merchantainers	42
2005	Travelers	350	2005	Travelers	39
2006	Titans	292	2006	Whatevers	38
2007	Whatevers	319	2007	Taz Devils	41
2008	Whatevers	352	2008	Whatevers	40
2009	Whatevers	326	2009	Taz Devils	29
2010	Whatevers	335	2010	Road Warriors	28
2011	Otters	272	2011	Whatevers	27
2012	Road Warriors	309	2012	Whatevers	29
2013	Road Warriors	281	2013	Turfbeaters	31
2014	Whatevers	296	2014	Whatevers	24
2015	Otters	262	2015	Whatevers	32
2016	Otters	269	2016	Whatevers	35
2017	Otters	257	2017	Taz Devils	34
2018	Taz Devils	288	2018	Road Warriors	38
2019	Beefers	302	2019	Beefers	36

Hit by pitch		Most runs allowed		
1988	Platoon	10	1988 Tourists	288
1989	Highlanders	13	1989 Metros	282
1990	Highlanders	15	1990 Beefers	352
1991	Highlanders	14	1991 Beefers	277
1992	Highlanders	13	1992 Tourists	274
1993	Taz Devils	22	1993 Metros	300
1994	Beefers	23	1994 Taz Devils	306
1996	Taz Devils	20	1995 Taz Devils	353
1996	Taz Devils	32	1996 Cats	369
1997	Platoon	38	1997 Crusaders	438
1998	Taz Devils	34	1998 Crusaders	465
1999	Green Monsters	38	1999 Juggernauts	459
2000	Taz Devils	55	2000 Bombers	532
2001	Green Monsters	51	2001 Dairy Kings	575
2002	Green Monsters	51	2002 Beefers	479
2003	Merchantainers	50	2003 Juggernauts	409
2004	Taz Devils	42	2004 Turfbeatars	409
2005	Taz Devils	42	2005 Titans	434
2006	Titans	38	2006 Gashouse Gang	382
2007	Road Warriors	42	2007 Gashouse Gang	449
2008	Gashouse Gang	35	2008 Road Warriors	389
2009	Platoon	28	2009 Road Warriors. Gashouse Gang	393
2010	Taz Devils	33	2010 Beefers	400
2011	Whatvers, Taz Devils	30	2011 Beefers	396
2012	Turfbeatars	43	2012 Piranhas	350
2013	Road Warriors	38	2013 Piranhas	429
2014	Taz Devils	32	2014 Piranhas	336
2015	Road Warriors	38	2015 Piranhas	319
2016	Taz Devils	34	2016 Otters	331
2017	Otters	38	2017 Whatever	427
2018	Taz Devils	39	2018 Taz Devils	432
2019	Beefers	38	2019 Whatever	359

Games appeared		Most earned runs allowed		
1988	All tied with	60	1988 Tourists	264
1989	All tied with	72	1989 Metros	255
1990	Highlanders, Platoon	73	1990 Beefers	310
1991	Highlanders, Platoon	73	1991 Beefers	249
1992	Highlanders, Metros	73	1992 Tourists	248
1993	All tied with	80	1993 Taz Devils	274
1994	All tied with	80	1994 Bombers	280
1995	All tied with	80	1995 Taz Devils	324
1996	All tied with	80	1996 Cats	341
1997	Three tied with	82	1997 Crusaders	424
1998	Bombers, Platoon	81	1998 Crusaders	361
1999	Beefers, Highlanders	81	1999 Juggernauts	403
2000	Green Monsters, Highlanders	85	2000 Bombers	472
2001	All tied with	84	2001 Dairy Kings	491
2002	All tied with	84	2002 Beefers	418
2003	Taz Devils, Beefers	85	2003 Whateverers	360
2004	All tied with	84	2004 Beefers	360
2005	All tied with	84	2005 Ocean's Nine	386
2006	All tied with	84	2006 Gashouse Gang	344
2007	All tied with	84	2007 Gashouse Gang	409
2008	All tied with	84	2008 Road Warriors	355
2009	Platoon, Taz Devils	86	2009 Gashouse Gang	371
2010	All tied with	84	2010 Turfbeaters	359
2011	All tied with	80	2011 Beefers	344
2012	All tied with	80	2012 Gashouse Gang	305
2013	All tied with	80	2013 Piranhas	376
2014	All tied with	78	2014 Piranhas	310
2015	All tied with	80	2015 Piranhas	291
2016	All tied with	80	2016 Otters	298
2017	Taz Devils, Otters	81	2017 Whateverers	381
2018	All tied with	80	2018 Taz Devils	386
2019	All tied with	80	2019 Whateverers	319

At bats		Most home runs allowed		
1988	Metros	1873	1988 Tourists	87
1989	Highlanders	2277	1989 Metros	69
1990	Tourists, Platoon	2266	1990 Metros	82
1991	Highlanders	2277	1991 Platoon	67
1992	Tourists	2241	1992 Beefers	68
1993	Taz Devils	2653	1993 Taz Devils	69
1994	Platoon	2701	1994 Metros	95
1995	Taz Devils	2727	1995 Taz Devils	105
1996	Cats	2680	1996 Taz Devils	89
1997	Beefers	2766	1997 Taz Devils	133
1998	Highlanders	2762	1998 Monsters	117
1999	Highlanders	2778	1999 Green Monsters	127
2000	Green Monsters	2951	2000 Beefers	135
2001	Green Monsters	2956	2001 Whatever's	156
2002	Taz Devils	2908	2002 Beefers	139
2003	Taz Devils	2922	2003 Juggernauts	127
2004	Taz Devils	2852	2004 Turfbeat'ers	127
2005	Ocean's Nine	2927	2005 Ocean's Nine	134
2006	Taz Devils	2861	2006 Taz Devils	109
2007	Road Warriors	2997	2007 Taz Devils	121
2008	Beefers	2926	2008 Road Warriors	94
2009	Taz Devils	2975	2009 Turfbeat'ers	102
2010	Taz Devils	2915	2010 Turfbeat'ers	115
2011	Beefers	2714	2011 Piranhas	93
2012	Taz Devils	2690	2012 Piranhas	109
2013	Taz Devils	2787	2013 Gashouse Gang	106
2014	Beefers	2680	2014 Piranhas	97
2015	Taz Devils	2681	2015 Piranhas	84
2016	Taz Devils	2718	2016 Road Warriors	99
2017	Otters	2869	2017 Whatever's	102
2018	Otters	2697	2018 Taz Devils	153
2019	Whatever's	2730	2019 Whatever's	121

Slugging percentage

1988	Metros	.471
1989	Metros	.407
1990	Beefers	.413
1991	Metros	.380
1992	Beefers	.401
1993	Highlanders	.406
1994	Taz Taz Devils	.409
1995	Taz Taz Devils	.464
1996	Cats	.411
1997	Beefers	.487
1998	Highlanders	.455
1999	Green Monsters	.487
2000	Green Monsters	.524
2001	Green Monsters	.494
2002	Highlanders	.490
2003	Taz Devils	.452
2004	Whatever's	.470
2005	Taz Devils	.446
2006	Whatever's	.427
2007	Beefers	.487
2008	Whatever's	.434
2009	Taz Devils	.452
2010	Taz Devils	.454
2011	Taz Devils	.427
2012	Platoon	.421
2013	Whatever's	.419
2014	Beefers	.415
2015	Otters	.396
2016	Otters	.392
2017	Otters	.451
2018	Whatever's	.460
2019	Taz Devils	.415

Hits allowed

1988	Platoon	525
1989	Tourists	639
1990	Platoon	580
1991	Beefers	521
1992	Beefers	563
1993	Metros	592
1994	Beefers	604
1995	Taz Devils	694
1996	Cats	624
1997	Crusaders	735
1998	Cruaders	711
1999	Juggernauts	709
2000	Bombers	816
2001	Dairy Kings	790
2002	Beefers	742
2003	Road Warriors	725
2004	Turfbeaters	724
2005	Ocean's Nine	721
2006	Gashouse Gang	717
2007	Gashouse Gang	785
2008	Road Warriors	753
2009	Road Warriors	726
2010	Beefers	748
2011	Beefers	694
2012	Otters	635
2013	Piranhas	716
2014	Piranhas	658
2015	Piranhas	600
2016	Beefers	569
2017	Whatever's	721
2018	Taz Devils	676
2019	Whatever's	613

Strikeouts			Most games lost (cumulative)		
1988	Platoon	379	1988	Tourists	36
1989	Platoon	432	1989	Tourists, Metros	38
1990	Platoon	442	1990	Beefers	44
1991	Platoon	427	1991	Tourists	42
1992	Beefers	480	1992	Tourists	42
1993	Taz Devils	536	1993	Taz Devils	50
1994	Taz Devils	545	1994	Bombers	43
1995	Taz Devils, Metros	542	1995	Beefers	48
1996	Cats	597	1996	Beefers, Cats, Highlanders	44
1997	Platoon	626	1997	Crusaders	60
1998	Platoon	633	1998	Thunder	59
1999	Juggernauts	619	1999	Bombers	52
2000	Juggernauts	639	2000	Bombers, Juggernauts	56
2001	Whatever's	694	2001	Whatever's	58
2002	Highlanders	684	2002	Beefers	56
2003	Beefers	658	2003	Whatever's	50
2004	Titans	662	2004	Beefers	57
2005	Titans, Road Warriors	619	2005	Titans	48
2006	Whatever's	627	2006	Road Warriors	49
2007	Beefers	658	2007	Gashouse Gang	56
2008	Whatever's	687	2008	Titans	51
2009	Taz Devils	700	2009	Gashouse Gang	56
2010	Taz Devils	706	2010	Gashouse Gang	58
2011	Road Warriors	620	2011	Piranhas	52
2012	Taz Devils	670	2012	Piranhas	56
2013	Beefers	664	2013	Piranhas	50
2014	Beefers	623	2014	Piranhas	52
2015	Whatever's	647	2015	Piranhas	53
2016	Beefers	704	2016	Beefers, Otters	46
2017	Otters	698	2017	Road Warriors	46
2018	Road Warriors	718	2018	Taz Devils	52
2019	Beefers	721	2019	Beefers	47

Sacrifice hits

1988	Tourists	29
1989	Highlanders	29
1990	Tourists	36
1991	Platoon	37
1992	Beefers	20
1993	Taz Devils	43
1994	Highlanders	36
1995	Taz Devils	29
1996	Highlanders	41
1997	Highlanders	24
1998	Beefers	31
1999	Bombers	36
2000	Taz Devils	30
2001	Taz Devils	37
2002	Beefers	46
2003	Merchantainers	36
2004	Whatevers	30
2005	Beefers	34
2006	Turfbeaters	46
2007	Gashouse Gang	46
2008	Gashouse Gang	41
2009	Road Warriors	58
2010	Turfbeaters	55
2011	Whatevers	42
2012	Road Warriors	49
2013	Turfbeaters	41
2014	Road Warriors	55
2015	Road Warriors	47
2016	Road Warriors	47
2017	Taz Devils	25
2018	Road Warriors	24
2019	Taz Devils	17

Fewest Errors			Most errors		
1988	Platoon	24	1988	Highlanders	40
1989	Highlanders	23	1989	Platoon	47
1990	Platoon	28	1990	Beefers	90
1991	Highlanders	25	1991	Beefers, Metros	46
1992	Highlanders	25	1992	Beefers	59
1993	Highlanders	23	1993	Taz Devils	65
1994	Platoon, Metros	31	1994	Beefers	56
1995	Highlanders	38	1995	Beefers	67
1996	Highlanders	25	1996	Cats	56
1997	Highlanders	29	1997	Taz Devils	60
1998	Highlanders	36	1998	Monsters	76
1999	Platoon	45	1999	Juggernauts	76
2000	Highlanders	45	2000	Replacements	92
2001	Platoon	21	2001	Whatevers	66
2002	Highlanders	34	2002	Beefers	76
2003	Road Warriors	53	2003	Taz Devils	82
2004	Titans, Turfbeatrs	48	2004	Merchantainers	64
2005	Turfbeatrs	33	2005	Whatevers	73
2006	Platoon	41	2006	Whatevers	78
2007	Platoon	35	2007	Titans	65
2008	Turfbeatrs, Beefers	42	2008	Whatevers	66
2009	Gashouse Gang	56	2009	Titans	78
2010	Platoon	44	2010	Taz Devils	71
2011	Road Warriors	33	2011	Piranhas	82
2012	Platoon	36	2012	Otters	80
2013	Beefers	25	2013	Piranhas	74
2014	Otters	29	2014	Taz Devils	58
2015	Road Warriors	27	2015	Beefers	63
2016	Taz Devils	28	2016	Beefers	54
2017	Taz Devils	39	2017	Beefers	90
2018	Road Warriors	56	2018	Beefers	87
2019	Otters	49	2019	Beefers	62

**OAPBA Individual Leaders
1988-2019**

Batting Average			Earned Run Average		
1988	Tony Gwynn, Tourists	.350	1988	Rick Reuschel, Platoon	2.74
1989	Wade Boggs, Metros	.316	1989	Orel Hershiser, Highlanders	1.64
1990	Kirby Puckett, Metros	.320	1990	Brett Saberhagen, Metros	2.82
1991	Willie McGee, Tourists	.304	1991	Greg Maddux, Tourists	1.75
1992	Barry Larkin, Tourists	.298	1992	Brett Saberhagen, Metros	1.963
1993	Frank Thomas, Beefers	.333	1993	Doug Drabek, Metros	1.63
1994	John Olerud, Metros	.298	1994	Jeff Fassero, Platoon	1.99
1995	Tony Gwynn, Platoon	.340	1995	Greg Maddux, Bombers	2.54
1996	Tony Gwynn, Bombers	.316	1996	Greg Maddux, Bombers	2.00
1997	Ellis Burks, Platoon	.327	1997	Kevin Brown, Highlanders	2.61
1998	Sandy Alomar, Platoon	.341	1998	Roger Clemens, Highlanders	1.41
1999	Jason Kendall, Green Monsters	.330	1999	Al Leiter, Devils	2.30
2000	Bob Abreu, Green Monsters	.4064	2000	Pedro Martinez, Devils	2.91
2001	Jeff Bagwell, Devils	.381	2001	Pedro Martinez, Devils	2.81
2002	Juan Gonzalez, Whatever's	.337	2002	Arthur Rhodes, Platoon	2.32
2003	Manny Ramirez, Devils	.365	2003	Pedro Martinez, Devils	2.54
2004	Barry Bonds, Merchantainers	.342	2004	Jason Schmidt, Road Warriors	1.94
2005	Todd Helton, Devils	.352	2005	Jake Peavy, Devils	2.54
2006	Todd Helton, Devils	.340	2006	Roger Clemens, Titans	2.11
2007	Joe Mauer, Whatever's	.362	2007	Justin Verlander, Turfbeatars	2.41
2008	David Ortiz, Titans	.367	2008	Joe Blanton, Road Warriors	2.70
2009	David Wright, Whatever's	.339	2009	Cole Hamels, Platoon	1.99
2010	Todd Helton, Titans	.366	2010	Chris Carpenter, Platoon	2.06
2011	Josh Hamilton, Devils	.352	2011	Clay Buchholz, Turfbeatars	1.39
2012	Josh Hamilton, Beefers	.303	2012	Jered Weaver, Road Warriors	1.75
2013	David Wright, Piranhas	.322	2013	Kris Medlen, Devils	1.91
2014	Miguel Cabrera, Whatever's	.318	2014	Clayton Kershaw, Devils	1.96
2015	Corey Dickerson, Beefers	.310	2015	Henderson Alvarez, Otters	2.20
2016	Freddie Freeman, Otters	.297	2016	Cole Hamels, Beefers	2.10
2017	Dustin Pedroia, Whatever's	.313	2017	Clayton Kershaw, Devils	1.77
2018	Joey Votto, Whatever's	.319	2018	Jacob deGrom, Otters	2.86
2019	Mookie Betts, Devils	.349	2019	Chris Sale, Devils	1.90

On base percentage

1988	N/A	
1989	Wade Boggs, Metros	.440
1990	Will Clark, Metros	.386
1991	Barry Bonds, Highlanders	.378
1992	Mickey Tettleton, Beefers	.357
1993	Frank Thomas, Beefers	.450
1994	John Olerud, Metros	.376
1995	Frank Thomas, Beefers	.435
1996	Frank Thomas, Beefers	.402
1997	Mark McGwire, Platoon	.441
1998	Mike Piazza, Bombers	.407
1999	Jason Kendall, Green Monsters	.436
2000	Bob Abreu, Green Monsters	.523
2001	Jeff Bagwell, Devils	.491
2002	Barry Bonds, Highlanders	.478
2003	Barry Bonds, Merchantainers	.491
2004	Barry Bonds, Merchantainers	.479
2005	Barry Bonds, Travelers	.520
2006	Todd Helton, Devils	.435
2007	Joe Mauer, Whateverers	.421
2008	David Ortiz, Titans	.436
2009	Chipper Jones, Beefers	.427
2010	Todd Helton, Titans	.425
2011	Josh Hamilton, Devils	.435
2012	Miguel Cabrera, Whateverers	.389
2013	Joe Mauer, Whateverers	.395
2014	Miguel Cabrera, Whateverers	.419
2015	Anthony Rizzo, Road War	.381
2016	Freddie Freeman, Otters	.383
2017	Joey Votto, Whateverers	.417
2018	Joey Votto, Whateverers	.447
2019	Mookie Betts	.438

Won-Lost Percentage (Min. 7 decisions as of 209)

1988	Jack Morris, Metros	8-3	.727
1989	Bob Ojeda, Platoon	7-1	.875
1990	Dennis Martinez, Platoon	6-1	.857
1991	Roger Clemens, Highland	8-2	.800
1992	D, Drabek, Mike Maddux, Metros	6-1	.857
1993	Mike Maddux, Metros	7-1	.875
1994	Jose Bautista, Bombers	10-1	.909
1995	Mark Eichhorn, Devils	7-0	1.000
1996	Dennis Martinez, Platoon	6-1	.857
1997	Tom Glavine, Platoon	15-2	.882
1998	Rick Reed, Bombers	11-0	1.000
1999	Matt Mantei, Repl-Platoon	6-1	.857
2000	Scott Sullivan, Highlanders	6-0	1.000
2001	Randy Johnson, Devils	10-0	1.000
2002	Mike Magnante, Highlanders	7-1	.875
2003	Curt Schilling, Titans	11-1	.917
2004	Tim Hudson, Turfbeaters	12-2	.857
2005	LaTroy Hawkins, Beefers	6-0	1.000
2006	B Wagner, Dev, Isringhausen, Road	5-1	.833
2007	Jason Schmidt, Road	9-1	.900
2008	Ramon Pena, Whateverers	6-0	1.000
2009	Cole Hamels, Platoon	9-1	.900
2010	Chris Carpenter, Platoon	13-1	.929
2011	Roy Oswalt, Devils	11-1	.917
2012	Fernando Salas, Gang	7-2	.777
2013	Eric O'Flaherty, Whateverers	9-1	.900
2014	J.P. Howell, Otters	7-1	.876
2015	Henderson Alvarez, Otters	10-1	.909
2016	Carlos Carrasco, Whateverers	8-2	.800
2017	Clayton Kershaw, Devils	6-1	.857
2018	Jacob deGrom, Otters	6-2	.750
2019	Gerritt Cole, Devils	9-0	1.000

Runs Batted In		Wins		
1988	Will Clark, Metros	43	1988 Jack Morris, Metros	8-3
1989	Will Clark, Metros	44	1989 Dwight Gooden, Metros	8-3
1990	Ruben Sierra, Platoon	70	1990 Scott Garrelts, Platoon	8-2
1991	Ryne Sandberg, HL	53	1991 Dave Stewart, Highlanders	11-3
1992	Terry Pendleton, Platoon	36	1992 Todd Frohwirth, Metros	8-2
1993	Ryne Sandberg, Highlanders	51	1993 Six tied with	9
1994	Ken Griffey, Highlanders	59	1994 Jose Bautista, Bomb, Danny Darwin, Metros	10
1995	Jeff Bagwell, Devils	75	1995 Greg Maddux, Bombers	11-5
1996	Albert Belle, Cats	63	1996 Greg Maddux, Bombers	11-5
1997	Jeff Bagwell, Devils	72	1997 Tom Glavine, Platoon	15-2
1998	Bchte, Bm, Greer, TD, McGwre, Pl	63	1998 Roger Clemens, Highlanders	14-3
1999	Ken Griffey, Highlanders	91	1999 Kevin Brown, Highlanders	11-5
2000	C. Jones, Beef; B. Williams, GM	80	2000 Armando Benitez, Jugs-Monsters	11-4
2001	Bob Abreu, Monsters	71	2001 Pedro.Martinez, Dev, Kevin Brown, Highland	11
2002	Barry Bonds, Highlanders	85	2002 Arthur Rhodes, Platoon	12-6
2003	Vladimar Guerrero, Devils	68	2003 Curt Schilling, Titans; R. Johnson, Devils	11
2004	Gary Sheffield, Mambo Kings	70	2004 Tim Hudson, Turf	12-2
2005	Aramis Ramirez, Travelers	71	2005 John Thomson,Turf, Pedro Martinez, Devils	11
2006	David Wright, Whatever	57	2006 Roger Clemens, Titans	12-3
2007	Jermaine Dye, Beefers	72	2007 Chien Ming Wang, Turf	13-2
2008	Magglio Ordonez, Whatever	60	2008 C.C. Sabathia, Turf	11-3
2009	Chase Utley, Taz Devils	53	2009 Ricky Nolasco, Taz Devils	12-2
2010	Joe Mauer, Whatever	64	2010 Chris Carpenter, Platoon	13-1
2011	Robinson Cano, Platoon	52	2011 Roy Oswalt, Devils	11-1
2012	Curtis Granderson, Road	53	2012 Justin Verlander, Turfs, Josh Beckett, Beefers	10
2013	Adrian Beltre, Beefers	69	2013 Nine tied with	9
2014	Miguel Cabrera, Whatever	61	2013 Clayton Kershaw, Taz Devils	12-3
2015	Anthony Rendon, Otters	51	2015 Henderson Alvarez, Otters	10-1
2016	Paul Goldschmidt, Taz Devils	50	2016 Clayton Kershaw, Devils Jake Arrieta, Road	9
2017	Freddie Freeman, Otters	73	2017 Jon Lester, Whatever	10-3
2018	Arenado, RW, G. Stanton, What	57	2018 Zach Grienke, Whatever	10-4
2019	Paul Goldschmidt, Devils	63	2019 Gerritt Cole, Devils, Luis Severino, Tsu	9

Hits		Saves			
1988	Tony Gwynn, Tourists	77	1988	Tim Burke, Metros	11
1988	Kirby Puckett, Metros	77	1989	John Franco, Highlanders	7
1990	Kirby Puckett, Metros	93	1990	Bill Landrum, Highlanders	19
1991	Ryne Sandberg, Highlanders	73	1991	Dennis Eckersley, Highlanders	15
1992	Kirby Puckett, Metros	71	1992	Scott Radinsky, Highlanders	15
1993	Kirby Puckett, Metros	93	1993	Doug Jones, Metros	22
1994	John Olerud, Metros	84	1994	John Wetteland, Devils	19
1995	Jeff Bagwell, Devils	96	1995	Steve Howe, Devils	16
1996	Baerga, Belle, Cats, Salmon, Dev	82	1996	Todd Worrell, Devils	23
1997	Ellis Burks, Platoon	104	1997	Trevor Hoffman, Devils, Robb Nen, Beefers	20
1998	Ivan Rodriguez, Highlanders	94	1998	Mariano Rivera, Highlanders	19
1999	Jeff Cirillo, Green Monsters	103	1999	Trevor Hoffman, Beefers	18
2000	Bob Abreu, Green Monsters	t113	2000	Jeff Shaw, Green Monsters	20
2001	Bagwell, Devils, Abreu, GM	102	2001	Billy Koch, Devils	17
2002	Juan Pierre, Devils	98	2002	Jose Mesa, Green Monsters	15
2003	Vladimar Guerrero, Devils	107	2003	Trevor Hoffman, Beefers	16
2004	Gary Sheffield, Mambo Kings	102	2004	Eric Gagne, Whatever's	19
2005	Ichiro Suzuki, Turfbeat'ers	108	2005	Trevor Hoffman, Beefers	21
2006	Alex Rodriguez, Titans	84	2006	Mariano Rivera, Platoon	20
2007	Freddy Sanchez, Platoon	114	2007	Trevor Hoffman, Beefers	18
2008	Ichiro Suzuki, Turfbeat'ers	t113	2008	J.J. Putz, Whatever's	24
2009	Jose Lopez, Beefers	88	2009	Joakim Soria, Taz Devils	25
2010	Todd Helton, Titans	100	2010	Ryan Franklin, Whats, Trevor Hoffman, Beefs	21
2011	Carlos Gonzalez, Gang	86	2011	Joakim Soria, Devils	27
2012	Michael Young, Beefers,	93	2012	Mike Adams, Devils, John Axford, Whats	20
2013	Andrew McCutchen, Beefers	103	2013	G. Balfour, Road, R. Soriano, Beefers	17
2014	Adrian Beltre, Beefers	96	2014	Mark Melancon, Taz Devils	21
2015	Buster Posey, Taz Devils	78	2015	Joaquin Benoit, Beefers	14
2016	Jose Altuve, Taz Devils	78	2016	Kenley Jansen, Road Warriors	15
2017	Jose Altuve, Taz Devils	99	2017	Zach Britton, Beefers	19
2018	Joey Votto, Whatever's	92	2018	Cory Gearrin, Whatever's	15
2019	Mookie Betts, Devils	88	2019	Sean Doolittle, Devils	16

Doubles

1988	Alan Trammell, Platoon	16
1989	Dave Winfield, Tourists	26
1990	Wade Boggs, Platoon	25
1991	Chris Sabo, Highlanders	24
1992	Cal Ripken, Highlanders	24
1993	Andy van Slyke, Platoon	26
1994	Barry Bonds, Highlanders	26
1995	Craig Biggio, Devils	29
1996	Albert Belle, Cats	30
1997	Alex Rodriguez, Highlanders	32
1998	BAndrsn,Bf, MWms,,GM, Frye HL	26
1999	Albert Belle, Jug; Cliff Floyd, GM	29
2000	Edgardo Alfonzo, Highlanders	31
2001	Andruw Jones, Juggernauts	32
2002	O. Cabrera, Jug; Js. Giambi, Mon	25
2003	Bobby Abreu, Road Warriors	31
2004	Js. Giambi, What, Marc.Giles, Bfr	25
2005	Albert Pujols, Travelers	30
2006	Brian Giles, Whatever's	30
2007	Freddy Sanchez, Platoon	41
2008	Chase Utley, Devils	24
2009	Berkman, Devils, Petroia, What	26
2010	Todd Helton, Titans	28
2011	Jayson Werth, Road War	30
2012	J Francouer, Ott, B Phillips, Road	24
2013	David Wright, Piranhas	32
2014	Yadier Molina, Turfbeates	24
2015	Miguel Cabrera, Whatever's	27
2016	Josh Donaldson, Taz Devils	25
2017	Kris Bryant, Beefers	34
2018	Nolan Arenado, Road War	27
2019	Mookie Betts, Devils	26

Complete games

1988	Roger Clemens, Highlanders	5
1989	Dwight Gooden, Metros	6
1990	Brett Saberhagen, Metros	6
1991	Dave Stewart, Highlanders	7
1992	Bill Gullickson, Platoon	8
1993	Kevin Brown, Highlanders	8
1994	Greg Maddux, Bombers	7
1995	Greg Maddux, Bombers	15
1996	Greg Maddux, Bombers	8
1997	John Smoltz, Beefers	8
1998	Roger Clemens, Highlanders	13
1999	Kevin Brown, Highlanders	11
2000	Mike Hampton, Replace-Monsters	9
2001	Pedro Martinez, Devils	11
2002	Randy Johnson, Devils, Mike Mussina, Highland	6
2003	Randy Johnson, Devils, Kevin Millwood, Merch	8
2004	Jason Schmidt, Road Warriors	12
2005	Jake Peavy, Pedro Martinez, Devils	6
2006	Roger Clemens, Titans	13
2007	Chien Ming Wang, Turfbeaters	8
2008	Brad Penny, Gashouse	10
2009	Cliff Lee, Titans	7
2010	Zack Greinke, Platoon	9
2011	Felix Hernandez, Road Warriors	10
2012	Justin Verlander, Turfs, Matt Cain, Gang	6
2013	Hamels, Plat, Price, RW, Verlander, Turfs	6
2014	Clayton Kershaw, Taz Devils	7
2015	Felix Hernandez, Road Warriors	7
2016	Zack Greinke, Whatever's	2
2017	Five tied with	1
2018	Four tied with	1
2019	Noah Syndergaard, Tus	2

Triples

1988	Tony Gwynn, Tourists	8
1989	Will Clark, Metros	5
1990	Bip Roberts, Highlanders	7
1991	Tony Fernandez, Beefers	8
1992	R. Alomar, Bfr, T. Gwynn, Tour	7
1993	Roberto Alomar, Beefers	6
1994	DeLino DeShields, Devils	8
1995	Kenny Lofton, Devils	8
1996	Kenny Lofton, Devils	9
1997	Ellis Burks, Platoon	8
1998	Larry Walker, Highlanders	7
1999	Kenny Lofton, Devils	8
2000	Bob Abreu, Green Monsters	7
2001	Vladimar Guerrero, Highlanders	10
2002	J. Pierre, Dev; RAlomar, Bf-GM	5
2003	Scott Rolen, Road Warriors	7
2004	Ichiro Suzuki, Turfbeatrs	8
2005	Juan Pierre, Devils	6
2006	Jose Reyes, Turfbeatrs	10
2007	Wes Helms, Devils	14
2008	Curtis Granderson, Beefers	19
2009	Jose Reyes, Turfbeatrs	10
2010	Shane Victorino, Whatevers	6
2011	Carl Crawford, Turfbeatrs	8
2012	G. Parra, Gang, J. Reyes, Turfs	7
2013	Jose Reyes, Turfbeatrs	6
2014	Nolan Arenado, Road War	6
2015	Mike Trout, Otters	6
2016	Rounged Odor, Whatevers	6
2017	Three tied with	6
2018	Three tied with	4
2019	Brandon Nimmo, Beef	13

Shutouts

1988	Dave Stewart, Tour, Charlie Leibrandt, Metros	2
1989	Dwight Gooden, Metros	5
1990	Bruce Hurst, Tourists	4
1991	G.Maddux, Tourists, Dave Stewart, Highland	3
1992	B. Gullickson, Platoon, Jose Rijo, Beefers	3
1993	Kevin Brown,HL; Charles Nagy, Devils	4
1994	Danny Darwin, HL; Greg Maddux, Bombers	4
1995	Greg Maddux, Bombers	3
1996	ChFinley, Cats, RJohnson, Devils, Mussina, HL	3
1997	Kevin Brown, Highland, Andy Pettite, Beefers	3
1998	Roger Clemens, Highlanders	6
1999	Al Leiter, Devils, Tom Glavine, Platoon	3
2000	Randy Johnson, Devils	3
2001	Greg Maddux, Platoon	3
2002	Darryl Kile, Beef-Monsters	4
2003	Pedro Martinez, Devils	4
2004	Eleven tied with	2
2005	Chris Carpenter, Devils, Odalis Perez, Ocean's	2
2006	Andy Pettitte, Road Warriors	4
2007	Justin Verlander, Turfbeatrs	3
2008	Matt Cain, Oliver Perez, Gang	3
2009	Roy Oswalt, Taz Devils	3
2010	Zack Greinke, Platoon	4
2011	Buchholz, Turf, Dvd Price, Erv Santana, Road	3
2012	Beckett, Beefs, Gallardo, Whats, I Kennedy, Ott	3
2013	Jordan Zimmermann, Devils	4
2014	Hish Iwakuma, Beefs, Erv Santana, Piranhas	3
2015	Felix Hernandez, Road Warriors	4
2016	Zack Greinke, Whatevers	2
2017	Five tied with	1
2018	Two tied with (complete game shutouts)	1
2019	Syndergaard, Tsu, Scherzer, Bf, G. Cole, Devils	1

Home Runs			Games appeared		
1988	Mark McGwire, Platoon	20	1988	Frank Williams, Highlanders	26
1989	Andres Galarraga, Platoon	14	1989	Juan Agosto, Platoon	32
1990	Kevin Mitchell, Beefers	27	1990	Mike Schooler, Platoon	29
1991	Ryne Sandberg, Highlanders	21	1991	Duane Ward, Beefers	31
1992	Howard Johnson, Beefers	17	1992	Rob Dibble, Beefers	30
1993	Mark McGwire, Highlanders	22	1993	Doug Jones, Metros	39
1994	Ken Griffey, Highlanders	25	1994	Greg McMichael, Platoon	36
1995	Jeff Bagwell, Devils	30	1995	Heathcliffe Slocumb, Platoon	35
1996	Albert Belle, Cats	24	1996	Steve Reed, Devils	36
1997	Alex Rodriguez, Highlanders	27	1997	Mark Wohlers, Platoon	37
1998	Mark McGwire, Platoon	31	1998	Paul Quantrill, Devils	35
1999	Sammy Sosa, Juggernauts	33	1999	Chuck McElroy, Bombers, Paul Quantrill, Devils	37
2000	Sammy Sosa, Juggernauts	33	2000	Armando Benitez, Jugg-Monsters	41
2001	Richard Hidalgo, Dairy Kings	28	2001	Turk Wendell, Beefers	38
2002	Barry Bonds, Highlanders	44	2002	Steve Kline, Juggernauts	43
2003	Barry Bonds, Highlanders	25	2003	J.C. Romero, Whatever's	35
2004	Gary Sheffield, Mambo Kings	40	2004	Mike Timlin, Beefers	37
2005	Bonds, A.Ramirez,,Trv, C, Lee, Bf	23	2005	Steve Kline, Road Warriors	35
2006	Adam Dunn, Whatever's	27	2006	B.J. Ryan, Platoon	36
2007	Jermaine Dye, Beefers	28	2007	Scot Shields, Road Warriors	38
2008	Alex Rodriguez, Titans	26	2008	Chad Qualls, Platoon	41
2009	Hanley Ramirez, Taz Devils	22	2009	Carlos Marmol, Taz Devils	39
2010	Chase Utley, Devils	21	2010	Matt Guerrier, Devils	40
2011	Jose Bautista, Platoon	23	2011	Matt Belisle, Otters	37
2012	Jose Bautista, Platoon	23	2012	David Robertson, Road Warriors	35
2013	Beltre, Beefs, Stanton, Whats	23	2013	Grant Balfour, Road Warriors	35
2014	Miguel Cabrera, Whatever's	23	2014	Kenley Jansen, Otters	35
2015	Giancarlo Stanton, Whatever's	24	2015	Joe Smith, Whatever's	36
2106	Mike Trout, Otters	22	2016	Sam Dyson, Whatever's	37
2017	Freddie Freeman, Otters	24	2017	Addison Reed, Taz Devils	40
2018	Joey Votto, Whatever's	29	2018	Addison Reed, Taz Devils	36
2019	Trevor Story, Tsunamis	23	2019	Stv Cishek, Dev, T. Watson, Bf, F. Vazquez, Tsu	35

Runs scored			Innings pitched		
1988	Tim Raines, Metros	47	1988	Orel Hershisier, Highlanders	97.1
1989	Jose Canseco, Platoon	43	1989	Dwight Gooden, Metros	114.1
1990	Wade Boggs, Platoon	50	1990	Mark Langston Beefers	118.1
1991	Barry Bonds, Highlanders	46	1991	Dave Stewart, Highlanders	130.1
1992	Barry Bonds, Highlanders	47	1992	Bill Gullickson, Platoon	119.0
1993	Barry Bonds, Highlanders	58	1993	Doug Drabek, Metros	155.0
1994	Barry Bonds, Highlanders	55	1994	Greg Maddux, Bombers	129.0
1995	Jeff Bagwell, Devils	67	1995	Greg Maddux, Bombers	156.0
1996	Barry Bonds, Highlanders	56	1996	Greg Maddux, Bombers	126.0
1997	Barry Bonds, Highlanders	67	1997	John Smoltz, Beefers	157.1
1998	Barry Bonds, Highlanders	70	1998	Roger Clemens, Highlanders	153.0
1999	Ken Griffey, Highlanders	70	1999	Kevin Brown, Highlanders	135.1
2000	Derek Jeter, Devils	80	2000	Mike Hampton, Replace-Monsters	141.0
2001	Jeff Bagwell, Devils	77	2001	Randy Johnson, Devils	133.2
2002	Barry Bonds, Highlanders	76	2002	Randy Johnson, Devils	137.2
2003	Brian Giles, Whatever's	72	2003	Randy Johnson, Devils	149.1
2004	Gary Sheffield, Mambo Kings	70	2004	Tim Hudson, Turfbeatars	144.0
2005	Bob Abreu, Road Warriors	65	2005	Doug Davis, Turfbeatars	134.1
2006	Adam Dunn, Whatever's	64	2006	Roger Clemens, Titans	149.0
2007	Albert Pujols, Turfbeatars	60	2007	Chien Ming Wang, Turbeatars	142.1
2008	Alex Rodriguez, Titans	62	2008	C.C. Sabathia, Turfbeatars	144.0
2009	Lance Berkman, Devils	65	2009	C.C. Sabathia, Turfbeatars	148.1
2010	Hanley Ramirez, Ch .Utley, Dev.	60	2010	Adam Wainwright, Turfbeatars	142.0
2011	J.Bautista, Plat, Tulowitzki, Road	53	2011	Felix Hernandez, Road Warriors	139.2
2012	Jose Bautista, Platoon	52	2012	Justin Verlander, Turfbeatars	138.0
2013	Andrew McCutchen, Beefers	54	2013	Justin Verlander, Turfbeatars	124.7
2014	Andrew McCutchen, Beefers	46	2014	Clayton Kershaw, Taz Devils	124.0
2015	Mike Trout, Otters	49	2015	Felix Hernandez, Road Warriors	136.0
2016	Paul Goldschmidt, Taz Devils	48	2016	Jake Arrieta, Road Warriors	119.0
2017	J. Altuve, Taz, M. Trout, Otters	67	2017	Jake Arrieta, Road Warriors	118.7
2018	Joey Votto, What	61	2018	Max Scherzer, Beefers	108.0
2019	Bryce Harper, Tsunamis	57	2019	Cory Kluber, Beefers	118.3

Stolen bases		Strikeouts		
1988	Tony Gwynn, Tourists	29	1988 Roger Clemens, Highlanders	76
1989	Rickey Henderson, Platoon	43	1989 Roger Clemens, Highlanders	77
1990	Rickey Henderson, Platoon	42	1990 Mark Langston, Beefers	106
1991	Henry Cotto, Platoon	50	1991 Roger Clemens, Highlanders	95
1992	Otis Nixon, Beefers	26	1992 Jose Rijo, Beefers	101
1993	Rickey Henderson, Platoon	33	1993 Curt Schilling, Devils	108
1994	Kenny Lofton, Devils	43	1994 Randy Johnson, Devils	108
1995	Kenny Lofton, Devils	39	1995 Greg Maddux, Bombers	133
1996	Barry Larkin, Platoon	43	1996 Randy Johnson, Hideo Nomo, Devils	123
1997	Kenny Lofton, Devils	67	1997 John Smoltz, Beefers	156
1998	Craig Biggio, Platoon	29	1998 Roger Clemens, Highlanders	187
1999	Kenny Lofton, Devils	36	1999 Roger Clemens, Highlanders	126
2000	Roberto Alomar	37	2000 Randy Johnson, Devils	159
2001	Luis Castillo, Juggernauts	48	2001 Pedro Martinez, Devils	144
2002	Juan Pierre, Devils	33	2002 Randy Johnson, Devils	161
2003	Carlos Beltran, Whatever	32	2003 Curt Schilling, Titans	162
2004	Carlos Beltran, Whatever	39	2004 Kevin Brown, Merchantainers	139
2005	Carlos Beltran, Whatever	45	2005 Johan Santana, Beefers	142
2006	Jose Reyes, Turfbeat	25	2006 Johan Santana, Beefers	149
2007	Jose Reyes, Turfbeat	43	2007 Carlos Zambrano, Platoon	131
2008	Jose Reyes, Turfbeat	45	2008 Dan Haren, Turfbeat	140
2009	Jose Reyes, Turfbeat	42	2009 C.C. Sabathia, Turfbeat	161
2010	Jacoby Ellsbury, Turfbeat	41	2010 Zack Greinke, Platoon	142
2011	Brett Gardner, Road Warriors	54	2011 Felix Hernandez, Road	129
2012	Tony Campana, Road Warriors	51	2012 Justin Verlander, Turfbeat	141
2013	Alcides Escobar, Otters	43	2013 Jake Peavy, Turfbeat	113
2014	Rajai Davis, Road Warriors	37	2014 C. Kershaw, Taz Devils, Scherzer, Beefers	115
2015	Jose Altuve, Devils	37	2015 Felix Hernandez, Road Warriors	139
2016	Billy Hamilton, Road Warriors	27	2016 Max Scherzer, Beefers	152
2017	Jose Altuve, Devils	18	2017 Madison Bumgarner, Road Warriors	125
2018	Jose Altuve, Devils	18	2018 Chris Sale, Devils	139
2019	Mookie Betts, Devils	27	2019 Justin Verlander, Whatever	130

Caught stealing

1988	Tony Gwynn, Tourists	11
1989	Rickey Henderson, Platoon	17
1990	Tony Gwynn, Tourists	10
1991	Vince Coleman, Tourists	16
1992	Hw Johnson, Bfr, B. Bonds, HL	12
1993	Bip Roberts, Tourists	13
1994	DeLino DeShields, Devils	14
1995	Kenny Lofton, Devils	13
1996	Kenny Lofton, Devils	16
1997	Kenny Lofton, Devils	14
1998	Craig Biggio, Platoon	14
1999	Kenny Lofton, Devils	16
2000	Jeff Bagwell, Derek Jeter, Devils	13
2001	Luis Castillo, Juggernauts	t18
2002	J. Pierre, Devils; Frn Vina, What	10
2003	Jeff Bagwell, Devils	9
2004	Juan Pierre, Devils	11
2005	Luis Castillo, Turfbeaters	10
2006	Ryan Freel, Platoon	13
2007	J. Lugo, Titans, J. Reyes, Turf	13
2008	Hanley Ramirez, Platoon-Devils	15
2009	Jose Reyes, Turfbeaters	13
2010	Carl Crawford, Gashouse	13
2011	Brett Gardner, Road Warriors	t18
2012	Brett Gardner, Road Warriors	12
2013	Derek Jeter, Piranhas	8
2014	Rajai Davis, Road Warriors	12
2015	Michael Brantley, Whatever	8
2016	Andrew McCutchen, Beefers	8
2017	Paul Goldschmidt, Devils	11
2018	Jose Altuve, Devils	9
2019	Jose Ramirez, Beefers	9

Bases on balls

1988	Dave Stewart, Tourists	40
1989	Tim Leary, Tourists	37
1990	Mike Moore, Beefers	62
1991	Zane Smith, Beefers	40
1992	Greg Maddux, Tourists	39
1993	Curt Schilling, David Cone, Devils	50
1994	Greg Maddux, Bombers	52
1995	Jason Bere, Bombers; Pedro Martinez, Devils	47
1996	Pat Rapp, Beefers	68
1997	Tom Glavine, Platoon	56
1998	Daryl Kile, Beefers; Shawn Estes, Thunder	57
1999	Kerry Wood, Juggernauts	55
2000	Mike Hampton, Replace-Monsters	68
2001	Bartolo Colon, Dairy Kings	65
2002	Randy Johnson, Devils	71
2003	Jarrod Washburn, Whatever	52
2004	Russ Ortiz, Whatever	63
2005	Doug Davis, Turfbeaters	76
2006	Carlos Zambrano, Platoon	51
2007	Barry Zito, Turfbeaters	65
2008	Jake Peavy, Devils	57
2009	Edinson Volquez, Beefers	56
2010	Felix Hernandez, Road Warriors	65
2011	Jonathan Sanchez, Beefers	52
2012	Jon Lester, Gang	53
2013	C.J. Wilson, Turfbeaters	60
2014	Bartolo Colon, Otters	54
2015	Max Scherzer, Beefers	48
2016	Garrett Richards, Whatever	45
2017	Felix Hernandez, Road	41
2018	Justin Verlander, Whats	53
2019	Kyle Freeland, Whats	50

Bases on balls			Wild pitches		
1988	Robin Yount, Tourists	38	1988	Mike Scott, Highlanders	5
1989	Wade Boggs, Metros	50	1988	N/A	-
1990	Rickey Henderson, Platoon	42	1990	Mike Moore, Beefers	4
1991	Bill Doran, Platoon	46	1991	N/A	-
1992	Mickey Tettleton, Beefers	40	1992	N/A	-
1993	Barry Bond, Highlanders	49	1993	Dave Fleming, Tourists; Jose Guzman, Platoon	4
1994	Len Dykstra, Beefers	67	1994	John Smoltz, Highlanders	5
1995	Frank Thomas, Beefers	64	1995	Jose Rijo, Beefers	4
1996	Frank Thomas, Beefers	75	1996	Al Leiter, Cats, Pat Rapp, Beef, Sh. Reynolds, Cats	5
1997	Barry Bond, Highlanders	61	1997	Mike James, Devils	4
1998	Barry Bonds, Highlanders	55	1998	Kevin Appier, Bombers	6
1999	Mark McGwire, Platoon-GM	71	1999	PMartinez, Dev, T.Stotlmyre GM, K. Wood, Jugg	4
2000	Jeff Bagwell, Devils	76	2000	Mike Hampton, Replace-Green Monsters	7
2001	Jason Giambi, Dairy Kings	58	2001	Shawn Estes, Dairy Kings	4
2002	Barry Bonds, Highlanders	84	2002	Sean Lowe, Highlanders	5
2003	Barry Bonds, Merchantainers	81	2003	A.J. Burnett, Beefers	7
2004	Jason Giambi, Whatever	54	2004	Javier Vazquez, What; Carlos Zambrano, Merch	4
2005	Barry Bonds, Travelers	83	2005	Brandon Webb, What	4
2006	Brian Giles, Whatever	55	2006	John Lackey, Road	7
2007	Todd Helton, Whatever	49	2007	Jason Jennings, Gashouse Gang	4
2008	Alex Rodriguez, Titans	53	2008	Dan Haren, Turfbeat	7
2009	Berkman, Devils, C. Jones, Beefs	47	2009	Brandon Webb, Whats; Felix Hernandez, Road	5
2010	Chase Utley, Devils	62	2010	Kevin Millwood, Beefers	6
2011	Albert Pujols, Turf	48	2011	Cueto, Otters, Jsh Johnson, Kershaw, Devils	5
2012	Jose Bautista, Platoon	44	2012	Jeremy Hellickson, Gang, Ricky Romero, Gang	5
2013	Joe Mauer, Whatever	52	2013	Dickey and Kershaw, Devils., Dvd. Price, Road	3
2014	Joey Votto, Whatever	54	2014	M. Bumgarner, Road, Darvish, What	3
2015	Jayson Werth, Road Warriors	44	2015	James Shields, Piranhas	5
2016	Bryce Harper, Road	57	2016	Garrett Richards, Whatever	5
2017	Mike Trout, Otters	57	2017	Noah Syndergaard, Road-Devils	5
2018	Joey Votto, What	63	2018	Sonny Gray, Road War	6
2019	Brandon Nimmo, Beef	55	2019	Five tied with	2

Hit by pitch

1988	Keith Hernandez, Tourists	3
1989	Mike Greenwell, Metros	5
1990	Lonnie Smith, Highlanders	5
1991	Barry Bonds, Chris Sabo, HL	4
1992	Matt Williams, Beefers	4
1993	C. Baerga, Plat; Hollins, Dev	10
1994	Jeff Blauser, Beefers	9
1995	Shane Mack, Devils	9
1996	Craig Biggio, Devils	10
1997	Craig Biggio, Platoon	12
1998	Craig Biggio, Platon	16
1999	Jason Kendall, Green Monsters	26
2000	Derek Jeter, Devils	16
2001	Jason Kendall, Green Monsters	17
2002	Craig Biggio, Platoon	15
2003	Sheffield, C. Delgado, Biggio	13
2004	Derek Jeter, Devils	11
2005	Geoff Jenkins, Road Warriors	12
2006	Placido Polanco, Beefers	13
2007	Reed Johnson, Kendall, Johjima	11
2008	Ludwick, Gang, Polanco, Beef	11
2009	Prince Fielder, Road	14
2010	Chase Utley, Devils	14
2011	Mark Teixeira, Plat	10
2012	Casey Kotchman, Piranhas	14
2013	Prince Fielder, Road Warriors	12
2014	Daniel Nava, Otters	9
2015	Adam Jones, Whatever	9
2016	Anthony Rizzo, Road	11
2017	K. Bryant, Rizzo, Marte tied with	8
2018	N. Cruz, Rizzo, J. Harrison tied w	10
2019	Brandon Nimmo, Beef	15

Hit batsmen

1988	Mike Henneman, Highlanders	3
1989	Tim Leary, Tourists	5
1990	Rob Murphy, Metros	4
1991	N/A	-
1992	N/A	-
1993	Charles Nagy, Devils; Doug Drabek, Metros	3
1994	Four tied with	4
1995	Randy Johnson, Devils	5
1996	Andy Ashby, Cats; Hideo Nomo, Devils	6
1997	Roger Clemens, HL, Steve Trachsel, Bombers	7
1998	Randy Johnson, Devils	9
1999	Al Leiter, Devils	6
2000	Jose Rosado, Highlanders	8
2001	Mike Mussina, Highlanders	t 11
2002	Greg Maddux, Green Monsters	9
2003	Pedro Martinez, Devils	9
2004	Kevin Brown, C.C. Sabathia, Merchants	9
2005	Doug Davis, Turfbeaters	t 11
2006	Scott Kazmir, Whatever	10
2007	Mike Mussina, Titans, Jeff. Francis, Gas	9
2008	Ted Lilly, Road	10
2009	Roy Halladay, Whatever	8
2010	Brad Zeigler, Beefers	8
2011	Carl Pavano, Piranhas	7
2012	Jon Lester, Gang	8
2013	Yu Darvish, Platoon	9
2014	Adam Wainwright, Whatever	7
2015	Felix Hernandez, Road Warriors	8
2016	Yovani Gallardo, Whatever	6
2017	Kenta Maeta, Rd, Masahiro Tanaka, Devils	7
2018	Justin Verlander, What	9
2019	Mike Clevinger, Beef	10

Games appeared			Total runs allowed		
1988	Bill Doran, Tourists	59	1988	Rick Sutcliffe, Tourists	45
1989	CRipken, HL, Will Clark, Met	72	1989	Ted Higuera, John Tudor, Metros	55
1990	Cal Ripken, Ruben Sierra, HL	73	1990	Mike Moore, Beefers	65
1991	Cal Ripken, Highlanders	73	1991	Danny Darwin, Platoon	49
1992	Cal Ripken, Highlanders	73	1992	Tom Glavine, Tourists	61
1993	Pendleton, Puckett, Ripken	80	1993	C. Schilling, S. Fernandez, Devils	62
1994	Five tied with	80	1994	Kevin Appier, Platoon	63
1995	Three tied with	80	1995	Jose Rijo, Beefers	71
1996	Six tied with	80	1996	Jamie Navarro, Bombers	61
1997	Three tied with	82	1997	Steve Trachsel, Bombers	65
1998	Vinny Castilla, Platoon	81	1998	Andy Benes, Crusaders	76
1999	Griffey, A. Rodrgz, HL,CJones Bf	81	1999	Scott Erickson, Juggernauts	77
2000	Four tied with	84	2000	Mike Hampton, Replace-Monsters	93
2001	Four tied with	84	2001	Shawn Estes, Dairy Kings	102
2002	Five tied with	84	2002	Randy Johnson, Devils	75
2003	Vladimar Guerrero, Devils	85	2003	Barry Zito, Juggernauts	71
2004	Richie Sexson, Road Warriors	84	2004	Javier Vazquez, Whatever	72
2005	Hideki Matsui, Turfbeatars	84	2005	Barry Zito, Turfbeatars	95
2006	Six tied with	84	2006	Jose Contreras, Gashouse	68
2007	Michael Young, Gashouse	84	2007	Jason Jennings, Gashouse	81
2008	Rollins, Beef, Rowand, Platoon	84	2008	Jered Weaver, Road Warriors	79
2009	Brkman, Utley, Dev., Suzuki, Trf	84	2009	C.C. Sabathia, Turfbeatars	81
2010	Albert Pujols, Turfbeatars	83	2010	Adam Wainwright, Turfbeatars	83
2011	Four tied with	79	2011	CC Sabathia, Turfs	59
2012	Matt Kemp, Devils	80	2012	Jon Lester, Gang	80
2013	Three tied with	80	2013	Trevor Cahill, Piranhas	78
2014	Five tied with	78	2014	Derek Holland, Piranhas	63
2015	Jose Altuve, Devils	79	2015	Tyson Ross, Piranhas	58
2016	Machado, Otrs, K. Seager, What	80	2016	Danny Salazar, Otters	64
2017	Jose Altuve, Devils	81	2017	Madison Bumgarner, Road	73
2018	Joey Votto, What, Hosmer, Beef	80	2018	Chris Sale, Devils	68
2019	Frd Freeman, Ott, Bellinger, Dev	80	2019	Justin Verlander, What	65

At bats		Earned runs allowed		
1988	Kirby Puckett, Metros	234	1988 R. Sutcliffe, D. Stewart, Tourists	42
1989	Kirby Puckett, Metros	277	1989 Ted Higuera, Metros	51
1990	Ruben Sierra, Platoon	293	1990 Mike Moore, Beefers	60
1991	Ryne Sandberg, Highlanders	281	1991 Danny Darwin, Platoon	47
1992	Cal Ripken, Highlanders	271	1992 Tom Glavine, Tourists	53
1993	Ryne Sandberg, Highlanders	323	1993 Curt Schilling, Devils	57
1994	Kirby Puckett, Metros	331	1994 Kevin Appier, Platoon	59
1995	Kenny Lofton, Devils	350	1995 Jose Rijo, Beefers	63
1996	Carlos Baerga, Cats	309	1996 Jamie Navarro, Bombers	55
1997	Roberto Alomar, Beefers	328	1997 Juan Guzman, Crusaders	64
1998	Barry Bonds, Highlanders	316	1998 Jimmy Key, Crusaders	63
1999	Ken Griffey, Highlanders	331	1999 Kerry Wood, Juggernauts	67
2000	Edgardo Alfonzo, Highlanders	347	2000 Nagy, GM-Juggs, Ortiz, Replace	79
2001	Jose Vidro, Dairy Kings	357	2001 Shawn Estes, Dairy Kings	86
2002	Brett Boone, Highlanders	354	2002 Randy Johnson, Devils	73
2003	Tejada, Whats; ARodrgz, Titans	348	2003 Jarrod Washburn, Whatever	64
2004	Garrett Anderson, Mambos	348	2004 Javier Vazquez, Whatever	67
2005	Ichiro Suzuki, Turfbeat	353	2005 Barry Zito, Turfbeat	89
2006	Jose Reyes, Turfbeat	334	2006 Jose Contreras, Gashouse	82
2007	Derek Jeter, Devils	348	2007 Chris Carpenter, Devils	79
2008	Jimmy Rollins, Beefers	347	2008 Jered Weaver, Road Warriors	72
2009	Jose Lopez, Beefers	342	2009 C.C. Sabathia, Turfbeat	72
2010	Derek Jeter, Platoon	348	2010 Adam Wainwright, Turfbeat	78
2011	Adrian Beltre, Beef	309	2011 Matt Cain, Gang, Sabathia Turfs	53
2012	Michael Young, Beefers	330	2012 Jon Lester, Gang	80
2013	Andrew McCutchen, Beefers	323	2013 Trevor Cahill, Piranhas	66
2014	Adrian Beltre, Beefers	326	2014 Derek Holland, Piranhas	59
2015	Jose Altuve, Devils	321	2015 Tyson Ross, Piranhas	55
2016	K. Seager, What, Dnaldson, Dev	301	2016 David Price, Road Warriors	59
2017	Paul Goldschmidt, Devils	329	2017 Madison Bumgarner, Road	66
2018	Francisco Lindor, What	323	2018 Drew Pomeranz, Devils	64
2019	Trevor Story, Tsunamis	308	2019 Miles Mikolas, Otters	57

Strikeouts			Home runs allowed		
1988	Santiago, Plt; Dl. Murphy, Met	53	1988	Jimmy Key, Tourists	17
1989	Andres Gallaraga, Platoon	76	1989	Greg Swindell, Tour, John Tudor, Met	14
1990	Howard Johnson, Beefers	61	1990	Dave Stewart, Highlanders	17
1991	Tim Wallach, Tourists	61	1991	David Wells, Met, Grg. Hibbard, Bfrs	12
1992	Jose Canseco, Platoon	71	1992	Greg Swindell, Platoon	16
1993	Dave Hollins, Devils	68	1993	Curt Schilling, Devils	15
1994	Albert Belle, Metros	70	1994	Orel Hershiser, Metros	21
1995	Matt Williams, Metros	71	1995	Mike Mussina, Highlanders	22
1996	Raul Mondesi, Platoon	85	1996	Kenny Rogers, Beefers	17
1997	Mo Vaughn, Crusaders	74	1997	Juan Guzman, Crusaders	24
1998	Sammy Sosa, Thunder	97	1998	Curt Schilling, Crusaders	24
1999	Andruw Jones, Juggernauts	92	1999	Francisco Cordova, Green Monsters	26
2000	Sammy Sosa, Juggernauts	110	2000	Brad Radke, Beefers	28
2001	Jim Edmonds, Platoon	106	2001	Ryan Dempster, Whatever's	33
2002	Scott Rolen, Monsters	103	2002	Javier Vazquez, Whatever's	25
2003	Bob Abreu, Road Warriors	85	2003	Kirk Rueter, Juggernauts	29
2004	Jim Thome, Beefers	92	2004	Javier Vazquez, Whatever's	25
2005	Jim Edmonds, Ocean's Nine	99	2005	Livan Hernandez, Ocean's Nine	26
2006	Adam Dunn, Whatever's	113	2006	Dan Haren, Gashouse Gang	23
2007	Adam Dunn, Whatever's	112	2007	Chris Carpenter, Devils	31
2008	Adam Dunn, Whatever's	118	2008	Chris Young, Gashouse Gang	20
2009	Lance Berkman, Taz Devils	84	2009	Joe Saunders, Road Warriors	21
2010	Ryan Braun, Devils	83	2010	Adam Wainwright, Turfbeatars	23
2011	Dan Uggla, Beefers	88	2011	Matt Garza, Piranhas	20
2012	Matt Kemp, Devils	96	2012	Cliff Lee, Piranhas	28
2013	Curtis Granderson, Road War	89	2013	Stephen Strasburg, Gang	21
2014	Ian Desmond, Devils	83	2014	Derek Holland, Piranhas	19
2015	Mike Trout, Otters	85	2015	Tyson Ross, Piranhas	20
2016	Paul Goldschmidt, Taz Devils	95	2016	Danny Salazar, Otters	22
2017	Freddie Freeman, Otters	104	2017	Madison Bumgarner, Road	23
2018	Khris Davis, Otters	76	2018	Drew Pomeranz, Devils	25
2019	Trevor Story, Tsunamis	95	2019	Justin Verlander, What	20

Sacrifices			Hits allowed		
1988	N/A	-	1988	Frank Viola, Highlanders	85
1989	Mrtty Barrett, Tour, Lavalliere, HL	5	1989	Ted Higuera, Metros; Greg Swindell, Tour	96
1990	Ozzie Smith, Tourists	11	1990	Doug Drabek, Metros	101
1991	Tim Wallach, Tourists	8	1991	Greg Hibbard, Beefers	85
1992	Roberto Alomar, Beefers	7	1992	Tom Glavine, Tourists	95
1993	Robin Ventura, Highlanders	11	1993	C. Leibrandt, Met; Swindell, Tour	116
1994	LDykstra, Beefs; GGagne, Plat	7	1994	John Burkett, Highlanders	113
1995	Roberto Alomar, Beefers	5	1995	Jack McDowell, Beefers	124
1996	Jody Reed, Highlanders	9	1996	Ismael Valdez, Highlanders	109
1997	Eric Young, Devils	8	1997	Ismael Valdez, Highlanders	108
1998	Four tied with	4	1998	Andy Benes, Crusaders	129
1999	Edmnds, Bmb; KLofton, Jeter, Dev	5	1999	Scott Erickson, Juggernauts	117
2000	Russ Ortiz, Replacements	5	2000	Mike Hampton, Replace-Monsters	152
2001	Brad Ausmus, Devils	9	2001	Shawn Estes, Dairy Kings	146
2002	Placido Polanco, Beefers	15	2002	Randy Johnson, Devils	116
2003	Craig Counsell, Mambo Kings	7	2003	Matt Morris, Road Warriors	124
2004	Mike Bordick, Devils	6	2004	Javier Vazquez, Whatever	133
2005	OHudson, Devils, APujols, Turf	5	2005	Jeff Suppan, Travelers	134
2006	Placido Polanco, Beefers	11	2006	Jose Contreras, Gashouse	131
2007	Ichiro Suzuki, Turfbeat	10	2007	Chris Young, Gashouse	137
2008	Iwamura, Pierre, Polanco tied w	5	2008	Jered Weaver, Road Warriors	133
2009	Russell Martin, Turfbeat	8	2009	C.C. Sabathia, Turfbeat	167
2010	Asdrubal Cabrera, Turfbeat	13	2010	Adam Wainwright, Turfbeat	137
2011	Four tied with	4	2011	Jon Lester, Gang	114
2012	Marco Scutaro, Whatever	6	2012	C.J. Wilson, Turfbeat	125
2013	Marco Scutaro, Whatever	6	2013	Jake Peavy, Turfbeat	122
2014	Chris DeNorfia, Road	11	2014	Derek Holland, Piranhas	118
2015	Denard Span, Devils	10	2015	Corey Kluber, Piranhas	105
2016	Ben Revere, Road	12	2016	David Price, Road Warriors	112
2017	Jose Altuve, Devils	5	2017	Madison Bumgarner, Road	121
2018	BHamilton, CVazquez, ASimmons	3	2018	Chris Sale, Devils	109
2019	Manny Piña, What	5	2019	Kyle Hendricks, Beef	103

Most errors (fielding)		Most games lost		
1988	Pedro Guerrero, HL	12	1988 Jimmy Key, Tourists	8
1989	Mike Greenwell, Metros	11	1989 Swindell, Tourists, Ch. Leibrandt, J. Tudor, Mets	8
1990	Joe Carter, Beefers	18	1990 Greg Maddux, Tourists	9
1991	Darryl Strawberry, Metros	10	1991 Greg Hibbard, Beefers, Bill Swift, Platoon	9
1992	Howard Johnson, Beefers	15	1992 Roger Clemens, Highlanders	9
1993	Tettleton, Beefs, DeShields, Dev	10	1993 Curt Schilling, Devils	12
1994	Juan Gonzalez, Beefers	13	1994 C. Finley, Bombers, J. McDowell, Beefers	10
1995	Kevin, Mitchell, Platoon	14	1995 Jack McDowell, Beefers	11
1996	John Valentin, Devils	11	1996 Jamie Navarro, Kevin Appier, Bombers	8
1997	Barry Larkin, Platoon	12	1997 Al Leiter, Crusaders	10
1998	Alex Rodriguez, Highlanders	13	1998 Mark Clark, Crusaders	13
1999	Nomar Garciaparra, Beefers	19	1999 Rick Reed, Bombers, Kerry Wood, Juggernauts	10
2000	Sammy Sosa, Juggernauts	17	2000 Kris Benson, Bombers	12
2001	Mike Piazza, Dairy Kings	t22	2001 Shawn Estes, Dairy Kings, Aaron Sele, Beefers	11
2002	Derek Jeter, Devils	13	2002 Aaron Sele, Beefers, Jose Mesa, Monsters	10
2003	Derek Jeter, Devils	20	2003 Kirk Rueter, Titans, Roy Halladay, Mambos	10
2004	Jason Kendall, Mambo Kings	14	2004 Darrell May, Beefers	10
2005	Alex Rodriguez, Titans	18	2005 Doug Davis, Turfbeaters	12
2006	A. Rodriguez, M. Ensberg, Titans	13	2006 Livan Hernandez, Road, Mark Buehrle, Beefers	10
2007	M.Young, Gas, C. Guillen, What	15	2007 Nate Robertson, Titans	12
2008	A.J. Pierzynski, Titans	16	2008 Javier Vazquez, Titans, Chin Ming Wang, Turf	11
2009	H. Ramirez, R. Theriot, J. Reyes	13	2009 Sabathia, Turf; Joe Saunders, Ted Lilly Road	10
2010	Jason Bartlett, Gang	17	2010 Jon Danks, Gang	12
2011	Adrian Beltre, Beefers	t22	2011 Wandy Rodriguez, Piranhas	10
2012	Miguel Montero, Otters	19	2012 C.J. Wilson, Turfs, Derek Holland, Otters	10
2013	Jeter, Piranhas, Scutaro, Whats	13	2013 Trevor Cahill, Piranhas	10
2014	Ian Desmond, Devils	8	2014 Jose Quintana, Piranhas	10
2015	Jose Reyes, Whatever	11	2015 Corey Kluber, Piranhas	12
2016	Machado, Otrs, B Harper, Road	10	2016 Garrit Cole, Otters	9
2017	Nolan Arenado, Road	20	2017 Bumgarner, Road, Hamels, Beefers	10
2018	Zack Cozart, Devils	16	2018 Max Scherzer, Beef, Chris Sale, Devils	10
2019	Willson, Contreras, Beef	21	2019 Kyle Freeland, What, Miles Mikolas, Otters	9

OAPBA Lifetime Franchise Histories 1988-2019 (32 seasons)

	<u>Total</u>	<u>W</u>	<u>L</u>	<u>Entered league</u>
Taz Devils	1146	962	.544	Expansion, 1993
Whatevers	1297	1254	.508	Original franchise 1988
Otters	369	350	.513	Expansion, 2011
Tsunamis	668	722	.481	Dispersal entry, 2003
Beefers	1122	1290	.463	Expansion, 1990

<u>Franchise</u>	<u>Total Seasons</u>	<u>Winning Seasons</u>	<u>.500 Seasons</u>	<u>OAPBA Championships</u>	<u>Post season record</u>	
Beefers	30	8	2	1	22-26	.458
Otters	9	4	1	2	6-9	.200
Tsunamis -a	16	4	1	0	13-16	.448
Taz Devils	25	20	1	7	38-36	.514
Whatevers - b	32	19	1	5	42-42	.500

a-Road Warriors 2003-2018, Tsunamis 2019-present

b-Metros 1988-1995, Catastrophes 1996, Crusaders 1997-1998, Replacements 1999-2000, 1992; Whatevers 2001 thru present

Retired franchises

	<u>W</u>	<u>L</u>	<u>Pct</u>	
Platoon II	528	386	.578	Disbanded after 2013
Highlanders	669	498	.573	Redispersed after 2002
Platoon (original)	647	518	.555	Redispersed after 2002
Green Monsters	226	187	.547	Redispersed after 2002
Turfbeaters	637	765	.454	Disbanded after 2014
Gashouse Gang	406	506	.445	Disbanded after 2013
Dairy Kings	472	605	.438	Disbanded after 2001
Piranhas	439	631	.410	Disbanded after 2015

	<u>Total Seasons</u>	<u>Winning Seasons</u>	<u>.500 Seasons</u>	<u>OAPBA Championships</u>	<u>Post season</u>	
Gashouse Gang	11	3	0	0	8-18	.307
Green Monsters	5	3	0	0	3-12	.200
Highlanders	15	14	2	5	26-22	.542
Dairy Kings	14	2	0	0	1-4	.200
Piranhas	13	1	0	0	3-8	.273
Turfbeaters	16	4	1	0	6-12	.333
Platoon I (original)	15	12	0	5	25-24	.510
Platoon II *	11	9	1	6	32-18	.600

• The original Platoon franchise was active through 2002, at which time the franchise was redispersed when Joe Passiatore dropped out of the league. The Platoon II franchise represents the Merchantainers (later Travelers) franchise formed in the Dispersal Entry Draft of 2003. Passiatore took over the franchise in 2006 and re-named the Traveler franchise as the Platoon, which is identified as Platoon II above for purposes of clarity.