



OAPBA

ALL-STARS

1988-2019

OAPBA's complete All-Star history

OAPBA's MVPs, Pitcher and Reliever of the Year, year-by-year

OAPBA All-Stars 1988-2019 recaps the All-Star history of OAPBA throughout the Central Florida-based league's 32-year existence.

The summary includes year-by-year All-Star selections, individual honors for Most Valuable Player, Pitcher and Reliever of each Year, Manager of the Year (started in 1999), and details the long-forgotten, now-obscure All-Star Series conducted during OAPBA's six-year Divisional Era.

OAPBA's All-Star history includes the names of 41 members of the National Baseball Hall of Fame. The complete list of Hall-of-Famers who have appeared in OAPBA play includes:

Position players

Roberto Alomar
Jeff Bagwell
Craig Biggio
Wade Boggs
Andre Dawson
Carlton Fisk
Ken Griffey, Jr.
Vladimar Guerrero
Tony Gwynn
Rickey Henderson
Derek Jeter
Chipper Jones
Barry Larkin
Edgar Martinez
Paul Molitor
Eddie Murray
Kirby Puckett
Tim Raines
Mike Piazza
Cal Ripken
Ivan Rodriguez
Ryne Sandberg



Ozzie Smith
Frank Thomas
Jim Thome
Alan Trammell
Dave Winfield
Robin Yount

Starting pitchers

Bert Blyleven
Tom Glavine
Roy Halladay
Randy Johnson
Greg Maddux
Pedro Martinez
Jack Morris
Nolan Ryan
John Smoltz

Relief pitchers


Dennis Eckersley
Trevor Hoffman
Mariano Rivera
Lee Smith

MVP notes

Longtime Highlander OF great **Barry Bonds** leads all OAPBA players with **five All-Star selections** (five) and **four MVP selections**. Bonds MVP selections were spread over 14 seasons, illustrative of just how long Bonds maintained his dominance as the league's offensive leader.

Bonds won his first four MVP awards when he was the driving force behind Joel Prinsell's outstanding Highlander teams of the late '80s and the 1990s. He won his fifth and final MVP as the leader of the Travelers franchise, which was co-managed by Aaron Neff and Walt Taylor in 2005 (the franchise later became the overwhelmingly successful Platoon II franchise managed by Joe Passiatore).

Four players have won MVP awards on two different occasions: Taz Devils longtime 1b **Jeff Bagwell**, Highlander stalwart **Ken Griffey, Jr.**, slugger **Josh Hamilton**, the only other player to win the MVP award with two different teams, and Otter CF **Mike Trout**, who won the MVP outright in 2015, leading the Otters to their first championship, and tied for MVP honors in 2016.



Bagwell's MVP awards came in 1995 and 2001, six years apart. Griffey, Jr. won his two MVP awards over a five-year spread, in 1994 and 1999, both with the Highlanders.


Bonds, Josh Hamilton, and Mike Trout are the only players to win back-to-back MVP awards.

Bonds won his consecutive MVP awards in 1992-1993, while serving as the offensive linchpin for the powerful Highlanders of the early '90s. Hamilton won the MVP crown with the 2011 runner-up Taz Devils and repeated as MVP in 2012 with the runner-up Beefers. Trout, the best player in the Otters history, won consecutive MVPs in 2015, when he led the Otters to their first league championship, and in 2016, when he tied for the MVP with Whatever 3b **Kyle Seager**.

MVPs, by franchise

Whatevers	10	Otters	2
Highlanders	6	Green Monsters	1
Taz Devils	6	Mambo Kings	1
Platoon (original)	3	Platoon II	1
Beefers	2	Travelers	1

The **Whatevers franchise**, the only original franchise in OAPBA that has remained active during the league's 32 years of play, has produced **10 MVPs, the most of any franchise**. Since manager Walt Taylor took command of the franchise in 2001, the Whats have produced seven MVP winners. Taylor also co-managed the Travelers in 2005 (after Aaron Neff dropped out of the league), when Barry Bonds won his fifth and final MVP, **giving Taylor a combined total of eight MVPs under his managerial reign**.



Joel Prinsell's **Highlanders had six MVP players**, including Bonds (three times), Griffey, Jr. (twice) and, in 1991, 2b Ryne Sandberg. During their MVP years with the Highlanders, Bonds and Griffey, Jr. each played on one championship team; Griffey in 1999 and Bonds in 2002. Dave Larson's **Taz Devils have produced six MVPs** with 1b **Jeff Bagwell** (left) winning two of the awards, first in 1995, when the the Devils won their first championship, beating the Metros 4-1 in the World Series, and the Tazzies 2001 edition, which lost to the Platoon in a seven-game World Series.

Joe Passiatore's **original Platoon franchise had three MVPs**: OF **Ruben Sierra**, who led the Platoon to the 1990 championship, **Ellis Burks**, who starred on the Platoon's '97 championship team, and **Mark McGwire**, who led the Platoon into the '98 World Series, only to lose to the Highlanders in five games.

Rod Caborn's **Beefers** have had **two MVPs**, both of them back-to-back. In 2012, OF **Josh Hamilton** led the Beefs into the '12 World Series, where they lost to Joe Passiatore's Platoon II in six games. In the next season, CF **Andrew McCutchen** lifted the Beefs into the 2013 playoffs, where they were swept by Walt Taylor's Whatevers.

CF Mike Trout has earned the only two MVPs in the Otter's franchise's nine-season history.

Four defunct franchises have produced four MVPs.

- OF **Gary Sheffield** won the MVP as a member of the 2004 Mambo Kings (later Ocean's Nine and then the Gashouse Gang under Kris Stenger). Sheffield led the Mambos into the '04 playoffs, where they were wiped out by Marc Bostrom's Road Warriors 4-1.
- **Barry Bonds** won his fourth and final MVP as a member of the 2005 **Travelers**, which was co-managed by Walt Taylor, and swept the Taz Devils in the 2005 World Series.
- In 2000, OF **Bob Abreu** won the MVP award as a member of Ryan Julison's **Green Monsters**, who were swept by the Taz Devils in the first round of the 2000 playoffs.
- In 2007, **Freddie Sanchez**, truly the unlikelyst of OAPBA's MVP winners, won the award as a member of the **Platoon II**, under Joe Passiatore, leading the Platoon into the World Series, where they lost to Walt Taylor's **Whatevers** in seven games.

MVP honorees




Gary Sheffield, 2004



The unlikely All-Star. Freddie Sanchez, 2007, with the Platoon II, set league records that still stand with 117 hits and 41 doubles.



Bob Abreu, 2000



Other than Barry Bonds, **Josh Hamilton** (L) and **Mike Trout** (R) are the only OAPBA players to have won back-to-back MVP awards.

Most Valuable Player

		<u>BA</u>	<u>OBP</u>	<u>G</u>	<u>AB</u>	<u>R</u>	<u>H</u>	<u>2b</u>	<u>3b</u>	<u>HR</u>	<u>RBI</u>	<u>BB</u>	<u>K</u>	<u>SB-CS</u>	<u>E</u>
1988	Will Clark, Metros	.330	.379	55	215	40	71	14	3	16	43	17	39	0-0	2
1989	Wade Boggs, Metros	.316	.440	69	225	36	71	24	2	1	17	50	16	0-0	1
1990	Ruben Sierra, Platoon	.280	.313	73	293	43	82	9	3	17	70	14	49	0-0	7
1991	Ryne Sandberg, Highland	.260	.299	69	281	44	73	13	2	21	53	16	50	8-3	7
1992	Barry Bonds, Highland	.250	.345	69	252	47	63	9	4	10	28	35	39	24-12	3
1993	Barry Bonds, Highland	.313	.425	70	262	58	82	19	1	16	31	49	43	26-7	3
1994	Ken Griffey, Highland	.260	.337	78	292	49	76	17	2	25	59	36	44	8-1	4
1995	Jeff Bagwell, Devils	.331	.411	76	290	67	96	28	3	30	75	42	56	8-2	3
1996	Albert Belle, Catastrophes	.288	.365	80	285	45	82	30	2	24	63	36	53	0-0	5
1997	Ellis Burks, Platoon	.327	.396	78	309	57	104	20	8	24	53	27	64	17-4	5
1998	Mark McGwire, Platoon	.303	.393	77	228	48	69	13	0	31	63	35	79	1-0	6
1999	Ken Griffey, Highland	.308	.373	81	331	70	102	26	0	30	91	34	63	4-3	6
2000	Bob Abreu, Monsters	.406	.523	80	278	76	113	25	7	18	72	70	61	15-8	2
2001	Jeff Bagwell, Devils	.381	.491	80	268	77	102	28	0	22	65	53	56	8-5	5
2002	Barry Bonds, Highland	.301	.478	79	266	76	80	14	1	44	85	84	64	4-2	2
2003	Manny Ramirez, Devils	.365	.458	62	200	33	73	14	1	16	47	34	39	0-0	5
2004	Gary Sheffield, Mambos	.337	.411	80	303	70	102	17	0	40	78	41	52	11-1	7
2005	Barry Bonds, Travelers	.347	.520	76	236	61	82	23	2	23	66	83	42	1-0	8
2006	Adam Dunn, Whats	.240	.361	83	287	64	69	21	0	27	55	46	113	0-1	9
2007	Freddy Sanchez, Platoon II	.351	.389	80	325	46	114	41	1	6	40	19	42	4-2	4
2008	Magglio Ordonez, Whats	.298	.369	81	315	33	94	23	4	8	60	35	50	1-1	7
2009	David Wright, Whats	.339	.424	67	230	50	78	12	0	14	43	36	43	18-5	3
2010	Joe Mauer, Whats	.339	.404	72	280	54	95	17	0	15	64	28	31	0-0	5
2011	Josh Hamilton, Devils	.352	.435	65	230	31	81	15	1	14	45	33	54	2-1	2
2012	Josh Hamilton, Beefers	.303	.346	60	238	38	72	15	0	18	46	17	44	0-0	2
2013	Andrew McCutchen, Beefs	.319	.373	79	323	54	103	16	1	17	49	27	75	4-3	0
2014	Miguel Cabrera, Whats	.318	.419	73	255	37	81	17	0	21	61	42	43	0-0	9
2015	Mike Trout, Otters	.263	.361	78	293	49	77	24	6	17	50	38	85	3-1	3
2016	Mike Trout, Otters (<i>tie</i>)	.250	.332	79	292	42	73	17	3	22	42	33	91	0-0	2
	Kyle Seager, Whats (<i>tie</i>)	.206	.275	80	301	38	62	13	0	16	37	24	63	0-0	5
2017	Jose Altuve, Devils	.306	.372	81	324	67	99	28	3	12	48	33	35	18-7	8
2018	Joey Votto, Whats	.319	.447	80	288	61	92	22	1	29	52	63	46	0-0	2
2019	Mookie Betts, Devils	.349	.438	67	252	53	88	26	7	14	47	39	42	27-2	1



Miguel Cabrera (L) and Joey Votto (R), two of the best players in Whatever's history, each won MVP awards, **Cabrera won the league's Triple Crown in 2014** (.318, 21 HR, 61 RBIs). In 2018, **Votto just missed a Triple Crown**, leading OAPBA in batting (.319), homers (29) and driving in 52 runs, only five behind league leaders Whatever teammate Giancarlo Stanton and Nolan Arenado of the Road Warriors, who each drove in 57 runs.

Pitcher of the Year notes

The misfortune of Greg Maddux



Righthander **Greg Maddux** did not possess the fastest of fastballs or the produce the most movement with his breaking pitches, but Maddux knew how to win and **is the most dominant pitcher in OAPBA history**.

Maddux's record of 122-92, 3.77 is likely to never be broken. His win total is 24 more wins than second-place **Roger Clemens**. His 21 shutouts rank at the top of the career standings, as do his And, there is no pitcher on the contemporary horizon likely to even come remotely close to approaching Maddux's records.

Maddux is the **only OAPBA pitcher to win four Pitcher of the Year awards**, starting with back-to-back Pitcher of the Year awards in 1995 and 1996 when he was the ace for Steve Lorman's woeful

Bombers. In 1995, with a team that went only 37-43, Maddux was 11-5, 2.54. In '96, Maddux duplicated his 11-5 record and had a 2.00 ERA, to lead the Bombers to a 43-37 record, one of only two winning seasons the Bombers enjoyed in 14 OAPBA seasons. Maddux's two consecutive Pitcher of the Year awards in '95 and '96 mark the only time an OAPBA pitcher has won the award in two straight seasons.

Maddux's third Pitcher of the Year award came in 2000 with Joe Passiatore's Platoon. This time, he was the ace for a team that went 48-36, but just missed the playoffs, finishing behind three teams that *all* won 50 or more games. His fourth and final Pitcher award came in 2002 with Ryan Julison's Green Monsters, who also went 48-36, but lost the '02 World Series to Joel Prinsell's Highlanders.

Maddux's dominance clearly shows up in his All-Star selections. What also becomes evident is that, despite his marvelous performances, he had the misfortune to pitch for sub-par teams for most of his career. When he finally wound up with contending teams, he suffered bad timing, just missing the playoffs with a very good Platoon team in 2000 and missing a championship with the Green Monsters, when the Highlanders buried the Greenies in the '02 Series.

Pitcher of the Year, by franchise

Highlanders	6	Bombers	2
Taz Devils	6	Platoon II	2
Turfbeaters	4	Titans	2
Platoon (<i>original</i>)	3	Beefers	1
Whatevers	3	Green Monsters	1
Otters	2		

Joel Prinsell's **Highlanders** and Dave Larson's **Taz Devils**, two of the league's most successful franchises, have both produced **six Pitcher of the Year award-winners**.

For the Highlanders, all six of their Pitcher selections occurred their heyday in the 1990s. **Kevin Brown** won two of the Pitcher awards for the Highlanders, first in 1993 and, six seasons later, in 1999.

All Taz Devils Pitcher of the Year awards have come in the 21st century. The Taz Devils first produced a Pither of the Year winner in 2001, when **Pedro Martinez** led the Tazzies to the World Series, where they lost to Joe Passiatore's Platoon in seven games. Since then, five Devils pitchers have won the Pitcher honors, most recently **Gerritt Cole**, who was undefeated (9-0) for the 2019 Devils championship team.

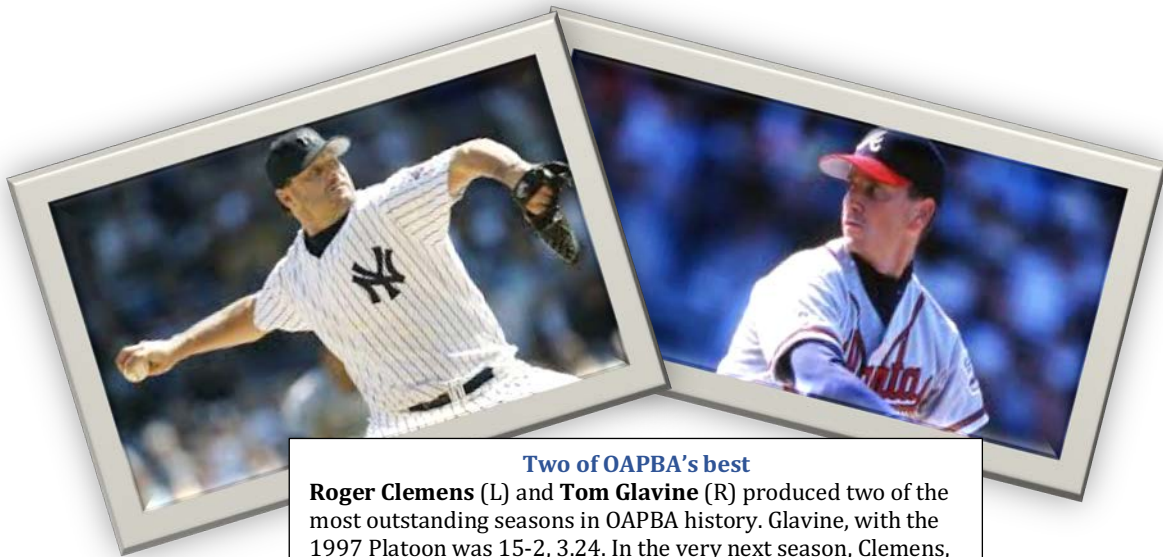
Steven Korb's Turfbeaters, now defunct, produced **four-time Pitcher award winners**. The Turfies award winners included **Tim Hudson** in 2004, **Chien-Ming Wang**, the only Chinese pitcher to win the Pitcher award with a 13-2 record in 2007, **CC Sabathia** in 2008, and **Justin Verlander** in 2012.

- The **most wins** recorded by an award winner was **Tommy Glavine (15-2, 3.24)** for the 1997 Platoon team that went on to upset Rod Caborn's best-ever Beefers team in a six-game '97 World Series. Glavine's 3.24 for his 15-win season is the highest ERA by any Pitcher award honoree.

- Glavine's fifteen-win season was challenged the very next season by Highlander **Roger Clemens**, who went **14-3** in 1998 and led the Highlanders to a World Series win over the Platoon, 4-1. **Clemens 1.41 ERA** in 1998 is the **lowest ERA** recorded by a Pitcher of the Year winner and his **187 strikeouts** remains a league record.

- Two Pitcher award winners **topped 150 innings pitched** during their award seasons: **Greg Maddux**, with the Bombers, threw 156 innings in 1995 and Doug Drabek, Metros (now Whatevers) threw 155 innings in 1992.

- The **fewest wins** for a Pitcher award winner is Otters righty **Jacob deGrom**, who was 6-2, 2.86, leading the Otters to the 2018 OAPBA championship.



Two of OAPBA's best

Roger Clemens (L) and Tom Glavine (R) produced two of the most outstanding seasons in OAPBA history. Glavine, with the 1997 Platoon was 15-2, 3.24. In the very next season, Clemens, with the Highlanders was 14-3, 1.41, and threw a league-record 187 strikeouts.



The obscure **Chien-Ming Wang** of the Turfbeaters was OAPBA Pitcher of the Year in 2007. Wang posted a 13-2 record with an ERA of 2.98 to lead the Turfies to a 47-37 season, the best season in the now defunct team's 16-year history. Wang reversed course in 2008 and sank to a 3-10 record, leading OAPBA in losses. Manager **Steve Korb** cut Wang after 2008 and he never again pitched in OAPBA.

Pitcher of Year

	<u>Pitcher</u>	<u>W-L</u>	<u>ERA</u>	<u>G</u>	<u>GS</u>	<u>CG</u>	<u>Sh</u>	<u>IP</u>	<u>H</u>	<u>R-ER</u>	<u>HR</u>	<u>BB</u>	<u>K</u>
1988	Jack Morris, Metros	8-3	2.83	12	12	4	1	89.0	67	29-28	11	31	62
1989	Orel Hershiser, Highland	7-2	1.64	16	16	5	2	104.0	53	24-19	5	31	62
1990	Scott Garrelts, Platoon	8-2	3.09	15	15	4	3	90.3	77	34-31	11	38	50
1991	Dave Stewart, Highland	11-3	2.00	17	17	7	3	130.3	96	29-29	11	37	94
1992	Doug Drabek, Metros	8-3	1.63	18	18	3	0	155.0	80	34-28	6	34	91
1993	Kevin Brown, Highland	9-4	2.06	18	18	8	4	127.0	92	30-29	4	46	83
1994	Danny Darwin, Highland	10-3	2.23	18	18	7	4	121.0	81	35-30	11	46	70
1995	Greg Maddux, Bombers	11-5	2.54	18	18	15	3	156.0	110	50-44	14	38	133
1996	Greg Maddux, Bombers	11-5	2.00	16	16	8	1	126.0	86	29-28	4	25	120
1997	Tom Glavine, Platoon	15-2	3.24	19	19	3	0	125.0	101	48-45	13	56	95
1998	Roger Clemens, Highland	14-3	1.41	18	18	13	6	153.0	79	29-24	8	51	187
1999	Kevin Brown, Highland	11-5	2.99	18	18	11	2	135.3	96	51-45	20	40	112
2000	Greg Maddux, Platoon	8-2	3.12	17	17	2	0	115.3	104	44-40	15	13	53
2001	Pedro Martinez, Devils	11-2	2.81	15	15	2	0	125.0	72	39-39	17	36	144
2002	Greg Maddux, Monsters	10-3	2.85	18	18	5	1	120.0	116	39-38	14	14	97
2003	Curt Schilling, Titans	11-1	2.57	18	18	7	1	140.3	105	42-40	15	20	162
2004	Tim Hudson, Turfs	12-2	2.63	18	18	2	0	144.0	91	44-42	21	47	114
2005	Jake Peavy, Devils	10-3	2.54	14	14	6	1	109.7	61	36-31	7	44	90
2006	Roger Clemens, Titans	12-3	2.11	17	17	13	2	149.0	82	36-35	11	41	144
2007	Chien-Ming Wang, Turfs	13-2	2.98	18	18	8	0	142.3	113	50-47	16	40	68
2008	CC Sabathia, Turfs	11-3	2.81	18	18	9	0	144.0	131	51-45	14	40	123
2009	Cole Hamels, Platoon II	9-1	1.99	17	17	2	2	99.7	66	27-22	7	22	94
2010	Chris Carpenter, Platoon II	13-1	2.06	15	15	7	3	126.7	69	30-29	10	31	88
2011	Roy Oswalt, Devils	11-1	2.49	16	16	2	1	108.3	82	33-30	9	25	99
2012	Justin Verlander, Turfs	10-5	2.22	17	17	6	3	138.0	85	36-34	13	30	141
2013	Jordan Zimmermann, Dev	9-3	2.31	19	19	3	4	105.3	77	27-27	14	27	78
2014	Clayton Kershaw, Devils	12-3	1.96	16	16	7	2	124.0	73	29-27	10	52	115
2015	Henderson Alvarez, Otters	10-1	2.20	15	15	3	1	90.0	77	23-22	10	18	50
2016	Cole Hamels, Beefers	7-4	2.10	16	16	1	1	102.7	79	26-24	5	36	127
2017	Jon Lester, Whatever	10-3	2.62	16	16	0	0	103.0	78	34-30	13	32	102
2018	Jacob deGrom, Otters	6-2	2.86	15	15	0	0	100.7	82	37-32	14	26	117
2019	Gerritt Cole, Devils	9-0	2.43	16	16	2	3	111.3	71	30-30	10	38	125

Reliever of the Year notes

Best of the best



Closers **Mariano Rivera** and **Trevor Hoffman** are regarded as the two greatest relievers in OAPBA history and the accomplishments of both relievers stand out among the Relief Pitcher of the Year award winners.

Rivera, whose 471 career appearances and 276 saves far exceed anyone else's totals in OAPBA history, was a **three-time winner of the Relief Pitcher award**, earning relief honors in 1998 and 2000 with the Highlanders and 2005 with the Travelers (later the Platoon II).

Hoffman, whose lifetime totals of 177 saves is second to Rivera, **won the Relief award four times**, the most in OAPBA history. Hoffman won his first Relief award with the Devils in 1997 and won the award three times with the Beefers, in 1999, 2007 and 2010. Hoffman led OAPBA in saves during each of his four award seasons.

Joakim Soria - almost perfect



Joakim Soria recorded **two of the most remarkable seasons** for a reliever in 2009 and 2011, both with the Taz Devils.

In **2009**, Soria was **1-0, 0.56 with 25 saves**, tops in the league. Soria appeared in 31 games and only allowed two runs in 31.3 innings pitched for the Devils, who went 56-30 in '09.

Two seasons later, in **2011**, still with the Tazzies, **Soria was even better**. Soria's record was 0-0, but he was almost untouchable, appearing in 28 games for the runner-up Devils, notching **27 saves**,

the league record for saves in a single season, allowing only seven hits and only a single run, resulting in miniscule **0.33 ERA** in a near-perfect season.

Double digit relief winners

Platoon reliever **Arthur Rhodes** totaled the most-ever wins for a relief pitcher in a single season in 2002 with a **12-6 record**, with his eighteen decisions comprising 19 per cent of the Platoon's total decisions in a 40-44 campaign. Rhodes also recorded the **highest ERA** for a Reliever award winner in the same season.

Other than Rhodes 12 wins in 2002, the only reliever in league history with a double-digit win total in one season was long reliever **Jose Bautista**, who was 10-1, 1.05 ERA with the Bombers in 1994.

Call to the bullpen

- **Back-to-back.** Metro **Jay Howell** is the **only reliever to win consecutive Reliever awards**, winning in both 1990 and 1991. Howell was 3-1, 1.48 with five saves in 1990. The next season, used as a closer, Howell was 2-1 1.38 ERA with 18 saves.

- The busiest reliever among the relief award winners was **Metro Doug Jones**, who made **39 appearances** in 1993. Jones was 0-3, 1.76 in 1993, as the Metros lost to the Platoon in the World Series 4-1. Jones's 39 appearances is four short of the OAPBA league record for games pitched in a single season (43), set by the Juggernauts **Steve Kline** in 2001.

Relief Pitcher of Year

	<u>Pitcher</u>	<u>W-L</u>	<u>ERA</u>	<u>G</u>	<u>Sv</u>	<u>IP</u>	<u>H</u>	<u>R-ER</u>	<u>HR</u>	<u>BB</u>	<u>K</u>
1988	Dave Smith , Highland	2-2	1.54	16	10	23.1	16	5-4	1	6	23
1989	Jay Howell, Metros	3-1	1.48	20	5	30.1	18	5-5	2	9	25
1990	Jay Howell, Metros	2-1	1.38	25	18	39.0	19	7-6	1	18	23
1991	Larry Andersen, Platoon	2-1	0.96	29	12	46.2	19	8-5	2	14	45
1992	Todd Frohwirth, Metros	8-2	1.80	22	4	60.0	37	13-12	3	20	52
1993	Doug Jones, Metros	0-3	1.76	39	22	61.1	32	13-12	2	8	53
1994	Jose Bautista, Bomb	10-1	1.05	28	0	68.1	45	10-8	2	16	47
1995	Mark Eichhorn, Devils	7-0	1.32	24	2	47.2	21	8-7	3	9	29
1996	Jose Mesa, Bombers	1-1	0.38	30	19	47.0	14	3-2	2	10	40
1997	Trevor Hoffman, Devils	5-1	2.23	28	20	44.1	24	11-11	7	14	47
1998	Mariano Rivera, Highland	4-0	0.81	28	19	44.2	20	4-4	3	9	48
1999	Trevor Hoffman, Beefs	2-1	1.73	23	18	26.0	16	7-5	3	8	28
2000	Mariano Rivera, Highland	1-1	1.13	24	17	32.0	16	7-4	0	23	39
2001	Robb Nen, Dairy Kings	5-4	1.48	29	14	42.2	21	8-7	0	18	50
2002	Arthur Rhodes, Platoon	12-6	2.32	37	6	101.0	49	30-26	6	23	104
2003	Joey Eischen, Devils	6-2	1.13	23	6	39.2	23	6-5	6	14	40
2004	Rafael Soriano, Road	2-1	0.80	20	15	45.0	15	4-4	3	15	44
2005	Mariano Rivera, Travelers	3-1	2.30	29	18	31.1	23	10-8	2	6	26
2006	Huston Street, Gang	3-0	0.68	19	15	26.1	18	2-2	1	7	20
2007	Trevor Hoffman, Beefs	3-0	1.99	24	18	22.2	12	5-5	1	10	22
2008	J.J. Putz, Whatever's	1-0	0.50	32	24	36.0	15	3-2	1	5	29
2009	Joakim Soria, Devils	1-0	0.56	31	25	32.3	12	2-2	1	5	29
2010	Trevor Hoffman, Beefs	1-2	1.59	30	21	28.3	19	8-5	2	2	21
2011	Joakim Soria, Devils	0-0	0.33	28	0	27.0	7	1-1	1	5	24
2012	Kyle Farnsworth, Otters	1-0	0.97	28	19	27.7	6	5-4	2	6	26
2013	Jake McGee, Whatever's	6-3	1.62	34	6	66.3	33	16-12	5	9	109
2014	Koji Uehara, Turfbeatars	6-1	0.91	24	7	3.97	18	4-4	1	11	47
2015	Dellin Betances, Devils	1-3	1.04	32	7	69.0	33a	9-8	3	22	91
2016	Wade Davis, Devils	4-1	1.01	32	7	44.7	16	6-5	3	12	55
2017	Zach Britton, Beef	3-0	0.59	32	19	30.7	15	2-2	2	7	31
2018	Tommy Kahnle, Road	3-1	1.05	30	0	34.3	14	5-4	2	7	37
2019	Kirby Yates, Otters	7-2	1.45	30	1	37.3	19	8-6	5	11	33

**OAPBA All-Star Teams
1988-2019**

<u>1988</u>		<u>B.A.</u>	<u>HR</u>	<u>RBI</u>	<u>Other</u>
C	Benito Santiago, Tourists	.296	10	32	
1b	Will Clark, Metros	.330	16	43	MVP
2b	Willie Randolph, Platoon	.279	5	13	
SS	Alan Trammell, Platoon	.293	6	29	16 doubles led league
3b	Wade Boggs, Metros	.326	11	40	
LF	Tim Raines, Metros	.322	10	24	47 runs led league
CF	Kirby Puckett, Metros	.303	9	25	
RF	Tony Gwynn, Tourists	.350	2	25	Led in B.A., hits, 3b, SB
SP	Jack Morris, Metros	8-3	2.83	1	shutout
RP	Dave Smith, Highlanders	2-2	1.54	10	saves
<u>1989</u>		<u>B.A.</u>	<u>HR</u>	<u>RBI</u>	<u>Other</u>
C	Carlton Fisk, Highlanders	.296	10	32	
	Mike Sciosia, Metros	.220	1	2	
1b	Don Mattingly, Highlanders	.302	11	36	
2b	Julio Franco, Metros	.242	7	27	5 triples led league
SS	Alan Trammell, Platoon	.239	7	24	
3b	Wade Boggs, Metros	.316	1	17	MVP , led in B.A., OBP, BB
LF	Rickey Henderson, Platoon	.265	3	20	43 SB led league
CF	Kirby Puckett, Metros	.278	12	32	77 hits led league
RF	Dave Winfield, Tourists	.306	8	35	26 doubles led league
SP	Orel Hershiser, Highlanders	7-2	1.64		ERA led league
RP	Jay Howell, Metros	3-1	1.48	5	saves
<u>1990</u>		<u>B.A.</u>	<u>HR</u>	<u>RBI</u>	<u>Other</u>
C	Benito Santiago, Platoon	.239	7	19	
1b	Will Clark, Metros	.309	6	40	
2b	Ryne Sandberg, Highlanders	.252	17	46	
SS	Barry Larkin, Platoon	.275	1	21	
3b	Wade Boggs, Platoon	.267	0	11	.440 OBP, 26 2b, , 50 runs all led lg.
LF	Kevin Mitchell, Beefers	.257	27	48	Led league in HR for expansion team
CF	Kirby Puckett, Metros	.320	3	25	Led league in B.A., hits (93)
RF	Ruben Sierra, Platoon	.280	17	70	MVP , 70 RBIs set new record
SP	Scott Garrelts, Platoon	8-3	2.83	2	shutouts
RP	Jay Howell, Metros	2-1	1.38	18	saves
<u>1991</u>		<u>B.A.</u>	<u>HR</u>	<u>RBI</u>	<u>Other</u>
C	Mike Sciosia, Metros	.217	8	24	
1b	Will Clark, Metros	.269	13	19	.386 OBP tops in league
2b	Ryne Sandberg, Highlanders	.260	21	53	MVP , led in RBI, hits, HR
SS	Alan Trammell, Metros	.208	5	18	
3b	Gary Sheffield, Metros	.283	6	19	
LF	Barry Bonds, Highlanders	.273	8	29	Led in OBP .378, runs (46)
CF	Willie McGee, Tourists	.304	1	22	Lead league in B.A.
RF	Andre Dawson, Beefers	.268	17	39	
SP	Dave Stewart, Highlanders	11-3	2.00		3 shutouts
RP	Larry Andersen, Platoon	2-1	0.96		12 saves

1992		<u>B.A.</u>	<u>HR</u>	<u>RBI</u>	<u>Other</u>
C	Tom Pagnozzi, Metros	.291	0	13	
1b	Will Clark, Metros	.269	13	19	
2b	Roberto Alomar, Beefers	.242	6	19	
SS	Barry Larkin, Tourists	.298	7	20	Lead league in B.A., 2b (24)
3b	Terry Pendleton, Platoon	.249	9	t 36	Tied for league RBI lead
LF	Barry Bonds, Highlanders	.250	10	28	MVP , led league in runs (47)
CF	Kirby Puckett, Metros	.267	6	24	Led league in hits (71)
RF	Tony Gwynn, Tourists	.291	2	20	Tied for lead in 3b (7)
SP	Doug Drabek, Metros	6-1	1.97	2 shutouts	
RP	Todd Frohwirth, Metros	8-2	1.80	4 saves	
	Mike Maddux, Metros	6-1	1.21	2 saves, 1 shutout	
1993		<u>B.A.</u>	<u>HR</u>	<u>RBI</u>	<u>Other</u>
C	Darren Daulton, Platoon	.182	5	19	
1b	Frank Thomas, Beefers	.333	10	33	Led league in BA, OBP (.450)
2b	Ryne Sandberg, Highlanders	.285	16	51	Led league in RBIs
SS	Ozzie Smith, Platoon	.267	0	11	Earned All-Star for defense
3b	Terry Pendleton, Platoon	.266	4	30	
LF	Barry Bonds, Highlanders	.313	16	31	MVP second straight year
CF	Kirby Puckett, Metros	.304	8	30	Led league in hits (93)
RF	Larry Walker, Highlanders	.273	7	25	
SP	Kevin Brown, Highlanders	9-4	2.06	Tied for led in wins, 4 shutouts led league	
RP	Doug Jones, Metros	0-3	1.47	22 saves led league	
1994		<u>B.A.</u>	<u>HR</u>	<u>RBI</u>	<u>Other</u>
C	Rick Wilkins, Devils	.259	19	43	
1b	John Olerud, Metros	.298	13	29	Led lg B.A., OBP (.376), hits (84)
2b	Carlos Baerga, Metros	.255	9	35	
SS	Jeff Blauser, Beefers	.246	4	30	
3b	Matt Williams, Metros	.238	24	57	Second in home runs, RBI
LF	Barry Bonds, Highlanders	.313	22	43	Led lg with 26 doubles, 55 runs
CF	Ken Griffey, Jr. , Highlanders	.260	25	59	MVP , led lg in HR, RBI
RF	David Justice, Devils	.231	20	41	
SP	Danny Darwin, Highlanders	10-3	2.23	Led starters with 10 wins, 3rd in ERA	
RP	Jose Bautista, Bombers	10-1	1.05	Outstanding middle reliever	
1995		<u>B.A.</u>	<u>HR</u>	<u>RBI</u>	<u>Other</u>
C	Mike Piazza, Bombers	.335	16	42	Second in batting
1b	Jeff Bagwell, Devils	.331	30	75	MVP , new league HR, RBI record
2b	Carlos Baerga, Metros	.285	16	51	
SS	Cal Ripken, Highlanders	.207	6	30	
3b	Matt Williams, Metros	.197	18	44	
LF	Albert Belle, Metros	.309	20	54	RBI runner up
CF	Kirby Puckett, Metros	.302	6	30	
RF	Tony Gwynn, Platoon	.340	8	28	Led league in batting
SP	Greg Maddux, Bombers	11-5	2.54	Led OAPBA in wins, ERA, shutouts, IP	
RP	Mark Eichhorn, Devils	7-0	1.32	League's best middle reliever	

<u>1996</u>		<u>B.A.</u>	<u>HR</u>	<u>RBI</u>	<u>Other</u>
C	Mike Piazza, Bombers	.260	15	42	
1b	Mo Vaughn, Cats	.264	21	59	
2b	Craig Biggio, Devils	.244	8	26	26 SB
SS	Barry Larkin, Platoon	.275	4	24	43 SB
3b	Bobby Bonilla, Devils	.270	8	39	
LF	Albert Belle, Metros	.288	24	63	MVP , tied for most hits (82)
CF	Kenny Lofton, Devils	.261	5	23	36 stolen bases, 9 3b led lg.
RF	Tim Salmon, Devils	.284	17	56	
SP	Greg Maddux, Bombers	11-5	2.00	Led league in wins, ERA and IP	
RP	Jose Mesa, Bombers	1-1	0.38	Two earned runs in 47 IP, 19 saves	
<u>1997</u>		<u>B.A.</u>	<u>HR</u>	<u>RBI</u>	<u>Other</u>
C	Ivan Rodriquez, Highlanders	.281	7	39	Outstanding defense
1b	Jeff Bagwell, Devils	.293	21	72	15 SB, 56 runs, 49 BB
2b	Chuck Knoblauch, Bombers	.263	2	16	.396 OBP
SS	Alex Rodriquez, Highlanders	.293	27	69	OAPBA record 32 doubles
3b	Ken Caminiti, Crusaders	.244	22	52	Solid run producer for Crusaders
LF	Ellis Burks, Platoon	.327	25	54	MVP , led Platoon to championship
CF	Kenny Lofton, Devils	.283	6	25	OAPBA record 67 SB
RF	Tony Gwynn, Bombers	.284	17	56	Fourth time as All-Star
SP	Tom Glavine, Platoon	15-2	3.27	Set OAPBA record for wins in one season	
RP	Trevor Hoffman, Devils	5-1	2.23	20 saves led league	
<u>1998</u>		<u>B.A.</u>	<u>HR</u>	<u>RBI</u>	<u>Other</u>
C	Mike Piazza, Bombers	.330	16	44	Beat out HL's Ivan Rodriguez
1b	Mark McGwire, Platoon	.303	31	t 63	MVP, set new home run record
2b	Joey Cora, Green Monsters	.293	12	35	Solid year for expansion Monsters
SS	Nomar Garciaparra, Crusaders	.269	20	47	Unanimous selection as rookie
3b	Chipper Jones, Beefers	.273	10	47	Consistent performer at hot corner
LF	Dante Bichette, Bombers	.278	22	t 63	Beat out Devils LF Rusty Greer
CF	Brady Anderson, Beefers	.296	12	39	Tied for most doubles (26)
RF	Larry Walker, Highlanders	.311	22	58	Led league with 7 triples
SP	Roger Clemens, Highlanders	14-3	1.41	Set new OAPBA ERA, strikeout record (187)	
RP	Mariano Rivera, Highlanders	4-0	0.81	19 saves led league	
<u>1999</u>		<u>B.A.</u>	<u>HR</u>	<u>RBI</u>	<u>Other</u>
C	Jason Kendall, Monsters	.330	9	44	Led OAPBA in B.A., OBP (.432)
1b	Mark McGwire, Plat-Monsters	.244	32	59	Second in HR to Sosa's 33 HR
2b	Craig Biggio, Platoon	.294	7	40	29 SB, .372 OBP
SS	Barry Larkin, Platoon	.277	4	35	16 SB, sparkling defense
3b	Vinny Castilla, Platoon	.291	16	62	
LF	Albert Belle, Juggernauts	.271	25	62	Tied for most doubles with 29
CF	Ken Griffey, Highlanders	.308	30	91	MVP, new RBI record
RF	Manny Ramirez, Devils	.270	21	50	Edged Sosa, who hit record 33 HR
SP	Kevin Brown, Highlanders	11-5	2.99	Threw no-hitter , 112 strikeouts	
SP	Al Leiter, Devils	9-3	2.30	Threw three shutouts	
RP	Trevor Hoffman, Beefers	1-1	1.73	18 saves led OAPBA	

	<u>2000</u>	<u>B.A.</u>	<u>HR</u>	<u>RBI</u>	<u>Other</u>
C	Ivan Rodriquez, Highland	.256	14	44	Best defensive C in league
1b	Mark McGwire, Beefers	.243	32	62	Runnerup in HR, 65 BB
2b	Roberto Alomar, Beef-Devils	.283	15	47	Led league in SB with 37
SS	Derek Jeter, Devils	.323	17	47	.410 OBP, only 3 error
3b	Chipper Jones, Beefers	.305	30	t 80	Tied for league lead in RBIs
LF	Luis Gonzalez, Beef-Monsters	.328	13	49	.390 OBP
CF	Bernie Williams, Monsters	.339	21	t 80	Tied for league lead in RBIs
RF	Bob Abreu, Monsters	.406	18	72	MVP , broke 3 lg. batting records

SP	Greg Maddux, Platoon	8-2	3.12		Only 13 BB in 115 IP
RP	Mariano Rivera, Highlanders	1-1	1.13		17 saves

	<u>2001</u>	<u>B.A.</u>	<u>HR</u>	<u>RBI</u>	<u>Other</u>
C	Jason Kendall, Monsters				
1b	Jeff Bagwell, Devils	.381	22	63	MVP, led OAPBA in BA
2b	Jeff Kent, Monsters	.303	15	64	10 SF set league record
SS	Alex Rodriquez, Highlanders	.302	20	62	14 SB, 29 doubles
3b	Phil Nevin, Whatever's	.252	23	65	22 doubles, 88 Ks
LF	Barry Bonds, Highland	.334	16	32	41 BB, one error
CF	Richard Hidalgo, Dairy Kings	.293	28	66	Led league in home runs
RF	Bob Abreu, Monsters	.379	15	71	Led league in RBIs

SP	Pedro Martinez, Devils	11-2	2.81	144 Ks best in league, 2 shutouts
RP	Robb Nen, Dairy Kings	5-4	1.48	14 saves, 50 Ks in 42 innings

	<u>2002</u>	<u>B.A.</u>	<u>HR</u>	<u>RBI</u>	<u>Other</u>
C	Ivan Rodriguez, Highlanders	.316	18	52	Led catchers in offense, defense
1b	Jason Giambi, Monsters	.300	18	44	25 doubles tied for lg lead
2b	Roberto Alomar, Beefers-Monsters	.289	14	38	50 BB, 12 SB
SS	Derek Jeter, Devils	.272	9	27	28 BB, 17, SB
3b	Aramis Ramirez, Platon	.247	17	58	Outstanding rookie season
LF	Barry Bonds, Highland	.301	44	85	MVP, new HR record
CF	Bernie Williams, Monsters	.258	18	48	52 runs, 30 BB
RF	Juan Gonzalez, Whatever's	.337	20	53	Top batting avg. in league

SP	Greg Maddux, Monsters	10-3	2.85	5 complete games
RP	Arthur Rhodes, Platoon	12-6	2.32	Led league in wins, had 6 saves

	<u>2003</u>	<u>B.A.</u>	<u>HR</u>	<u>RBI</u>	<u>Other</u>
C	A.J. Pierzynski, Devils	.342	4	31	
1b	Jim Thome Beefers	.258	23	59	71 BB, .430 OBP
2b	Jose Vidro, Devils	.310	10	33	
SS	Nomar Garciaparra, Juggernauts	.274	14	46	
3b	Edgardo Alfonzo, Titans	.323	10	39	
LF	Manny Ramirez, Devils	.365	16	47	MVP , clutch hitting led Devils
CF	Carlos Beltran, Whatever's	.310	9	31	Led in SB (32)
RF	Vladimar Guerrero, Devils	.313	22	68	Led in RBI, hits (107)

SP	Curt Schilling, Titans	11-1	2.57	Won 10 straight before first loss
RP	Joey Eischen, Devils	6-2	1.13	Outstanding in long relief

2004		<u>B.A.</u>	<u>HR</u>	<u>RBI</u>	<u>Other</u>
C	Ivan Rodriguez, Road Warriors	.304	6	34	90 hits, 17 doubles, .367 OBP
1b	Jason Giambi, Whatever's	.303	20	73	.433 OBP, tied for 2b lead (25)
2b	Bret Boone, Titans	.277	18	53	One error
SS	Alex Rodriguez, Titans	.219	22	37	20 doubles
3b	Eric Chavez, Devils	.296	11	32	23 doubles
LF	Barry Bonds, Merchantainers	.342	25	51	Led league in hitting, .479 OBP
CF	Jim Edmonds, Mambo Kings	.235	23	56	One error
RF	Gary Sheffield, Membo Kings	.337	40	78	MVP , nearly won Triple Crown
SP	Tim Hudson, Turfbeaters	12-2	2.63	Two shutouts	
RP	Rafael Soriano, Road Warriors	2-1	0.80	Fifteen saves in only 20 games	
2005		<u>B.A.</u>	<u>HR</u>	<u>RBI</u>	<u>Other</u>
C	Ivan Rodriguez, Road Warriors	.322	12	46	Third All-Star selection in four years
1b	Todd Helton, Taz Devils	.352	18	61	Fifth highest BA in league history
2b	D'Angelo Jimenez, Oceans Nine	.270	3	25	
SS	Michael Young, Oceans Nine	.305	13	40	
3b	Scott Rolen, Road Warriors	.295	20	54	
LF	Barry Bonds, Travelers	.347	t23	66	MVP , .520 OBP, tied for HR lead
CF	Johnny Damon, Titans	.327	7	25	Third in league in batting average
RF	Bob Abreu, Road Warriors	.276	16	46	19 SB, .469 OBP
SP	Jake Peavy, Taz Devils	10-3	2.54	Six complete games	
RP	Mariano Rivera Travelers	3-1	2.30	18 saves, 151 career saves leads OAPBA	
2006		<u>B.A.</u>	<u>HR</u>	<u>RBI</u>	<u>Other</u>
C	Victor Martinez, Devils	.301	9	39	
1b	Adam Dunn, Whatever's	.240	27	55	MVP , led in HR, slugging
2b	Marcus Giles, Whatever's	.254	12	36	IF sparkplug in Whats' '06 title
SS	Alex Rodriguez, Titans	.268	18	51	Led league in hits (84)
3b	David Wright, Whatever's	.239	16	57	Led league in RBIs
LF	Miguel Cabrera, Whatever's	.220	15	53	
CF	Johnny Damon, Titans	.318	7	23	Second straight year as All Star CF
RF	Brian Giles, Whatever's	.260	23	55	Paced Whats to championship
SP	Roger Clemens, Titans	12-3	2.11	144 strikeouts, second Pitcher of Year award	
RP	Huston Street, Gashouse	3-0	0.68	15 saves for hard-to-touch Gang closer	
2007		<u>B.A.</u>	<u>HR</u>	<u>RBI</u>	<u>Other</u>
C	Joe Mauer, Whatever's	.362	11	43	Led league in hitting, OBP (.421)
1b	Albert Pujols, Turfbeaters	.336	25	60	Standout offensive year
2b	Dan Uggla, Whatever's	.281	17	54	
SS	Jose Reyes, Turfbeaters	.259	14	38	Led league with 43 SB
3b	Freddy Sanchez, Platoon	.351	6	40	MVP , 114 hits, 41 2b set records
LF	Matt Holliday, Platoon	.265	8	35	
CF	Grady Sizemore, Road War	.325	7	35	
RF	Jermaine Dye, Beefers	.255	28	72	Led league in HR, RBI
Util	Mark DeRosa, Beefers	.280	4	24	
SP	Chien Ming Wang, Turfbeaters	13-2	2.98	Led league in wins, complete games (8)	
RP	Trevor Hoffman, Beefers	3-0	1.99	Led league in saves	

2008		<u>B.A.</u>	<u>HR</u>	<u>RBI</u>	<u>Other</u>
C	Joe Mauer, Whatever's	.297	4	34	
1b	Prince Fielder, Road Warriors	.283	22	55	Beat out David Ortiz, who hit .367
2b	Chase Utley, Taz Devils	.279	9	37	Led league in 2b (24)
SS	Michael Young, Gashouse	.311	3	24	
3b	Alex Rodriguez, Titans	.285	26	59	Led league in HR, second in RBI
LF	Carl Crawford, Beefers	.308	9	31	91 hits, 11 SB
CF	Ichiro Suzuki, Turfbeaters	.348	2	37	113 hits, one hit short of record
RF	Magglio Ordonez, Whatever's	.298	8	60	MVP , led league in RBI
SP	C.C. Sabathia, Turfbeaters	11-3	2.81		Led league in wins, second in ERA
RP	J.J. Putz, Whatever's	1-0	0.50		Set new league record in saves

2009		<u>B.A.</u>	<u>HR</u>	<u>RBI</u>	<u>Other</u>
C	Joe Mauer, Whatever's	.263	3	30	
1b	Albert Pujols, Turfbeaters	.299	12	39	
2b	Chase Utley, Taz Devils	.235	14	53	Led league in RBI
SS	Hanley Ramirez, Taz Devils	.267	22	48	30 SB
3b	David Wright, Whatever's	.339	14	43	MVP
LF	Ryan Braun, Taz Devils	.235	13	50	
CF	Carlos Beltran, Whatever's	.270	13	41	16 SB
RF	Andre Ethier, Taz Devils	.288	5	38	
SP	Cole Hamels, Platoon	9-1	1.99		Only All-Star from champion Platoon
RP	Joakim Soria, Taz Devils	1-0	0.56		25 saves, allowed no home runs

2010		<u>B.A.</u>	<u>HR</u>	<u>RBI</u>	<u>Other</u>
C	Joe Mauer, Whatever's	.339	15	64	MVP , led league with 64 RBIs
1b	Todd Helton, Titans	.366	4	43	Won league batting title for third time
2b	Chase Utley, Taz Devils	.224	21	33	Led league in HR
SS	Derek Jeter, Platoon	.302	3	34	Lead Platoon to 2010 title
3b	Alex Rodriguez, Platoon	.284	17	53	Partnered with Jeter to lead Platoon
LF	Ryan Braun, Taz Devils	.298	19	59	Slugger led Devils
CF	Shane Victorino, Whatever's	.254	3	32	Outstanding on defense
RF	Bob Abreu, Whatever's	.297	9	33	Solid year
SP	Chris Carpenter, Platoon	13-1	2.06		Led OAPBA in wins, ERA , outpointed Greinke
RP	Trevor Hoffman, Beefers	1-2	1.59		21 saves tied for OAPBA lead

2011		<u>B.A.</u>	<u>HR</u>	<u>RBI</u>	<u>Other</u>
C	Joe Mauer, Whatever's	.351	1	23	Second in league batting
1b	Joey Votto, Whatever's	.289	20	50	3 rd in RBIs, tied for 2 nd in HRs
2b	Robinson Cano, Platoon	.276	11	52	Lead league in RBIs
SS	Troy Tulowitzki, Road War	.338	17	42	Power-hitting SS
3b	Ryan Zimmerman, Taz Devils	.278	18	38	Solid year at plate, field
LF	Josh Hamilton, Taz Devils	.352	14	45	MVP , led league in batting, OBP
CF	Colby Rasmus, Gashouse Gang	.243	13	39	Key cog in Gashouse division crown
RF	Jayson Werth, Road Warriors	.246	15	48	Helped lead Roadies to playoffs
SP	Roy Oswalt, Taz Devils	11-1	2.49		Led league in wins , won 11 straight
RP	Joakim Soria, Taz Devils	0-0	0.33		27 saves set new OAPBA record

2012

		<u>B.A.</u>	<u>HR</u>	<u>RBI</u>	<u>Other</u>
C	Yadier Molina, Platoon	.240	5	18	Premier defensive C in OAPBA
1b	Adrian Gonzalez, Beefers	.286	16	50	Solid bat, great defense
2b	Dustin Pedroia, Whateverers	.276	13	39	Whatever leader
SS	Troy Tulowitzki, Road Warriors	.264	15	41	Power hitting SS
3b	Jose Bautista, Platoon	.258	23	41	Led league in HR for 2 nd year in row
LF	Josh Hamilton, Taz Devils	.303	18	46	MVP for second straight season
CF	Curtis Granderson, Road Warriors	.222	20	53	Power hitting CF with good glove
RF	Andre Ethier, Taz Devils	.283	5	22	Solid season
SP	Justin Verlander, Turfbeaters	10-5	2.22		League's top starter in 2012
RP	Kyle Farnsworth, Otters	1-0	0.97		Pitcher of Year , untouchable in relief

2013

		<u>B.A.</u>	<u>HR</u>	<u>RBI</u>	<u>Other</u>
C	Joe Mauer, Whateverers	.267	8	24	
1b	Joey Votto, What	.355	15	48	Lead league in B.A.
2b	Robinson Cano, Platoon	.307	10	36	Lead Platoon to '13 title
SS	Starlin Castro, Gang	.282	13	38	
3b	Adrian Beltre, Beefers	.294	t 23	69	Lead league in RBIs
LF	Matt Holliday, Turfs	.313	13	31	Best hitter on Turfbeaters
CF	Andrew McCutchen, Beefers	.319	17	49	MVP , 104 hits led league
RF	Giancarlo Stanton, Whats	.253	t 23	52	52 RBIs
SP	Jordan Zimmermann, Devils	9-3	2.31		19 starts, led Devils to 50-30 record
RP	Jake McGee, Whateverers	6-3	1.62		Six saves, 103 Ks in 66.3 innings

2014

		<u>B.A.</u>	<u>HR</u>	<u>RBI</u>	<u>Other</u>
C	Yadier Molina, Turfs	.281	8	26	Led lg w 24 doubles, great defense
1b	Paul Goldschmidt, Devils	.250	9	40	Third in league in RBIs
2b	Robinson Cano, Piranhas	.268	14	32	All-Star 2b third time in four seasons
SS	Ian Desmond, Devils	.269	7	40	Tied with Goldschmidt for 3 rd in RBIs
3b	Miguel Cabrera, Whateverers	.318	21	61	MVP, Triple Crown winner
LF	Justin, Upton, Road Warriors	.240	13	37	Lone productive hitter for Roadies
CF	Shin-Soo Choo, Devils	.305	12	28	Second in league in OBP
RF	Carlos Beltran, Turfbeaters	.303	8	22	Offensive force for Turfies
SP	Clayton Kershaw, Devils	12-3	1.96		Lead league in wins, Ks, ERA
RP	Koji Uehara, Turfbeaters	6-1	0.91		7 saves, 47 Ks in 39 IP, only allowed 1 HR

2015

		<u>B.A.</u>	<u>HR</u>	<u>RBI</u>	<u>Other</u>
C	Buster Posey, Devils	.280	6	38	Best offensive C in league
1b	Anthony Rizzo, Road Warriors	.257	19	38	Led league in OBP runner up in HRs
2b	Anthony Rendon, Otters	.235	12	51	Led league in RBI, made only one error
SS	Jimmy Rollins, Otters	.233	9	29	No errors at SS for OAPBA veteran
3b	Kyle Seager, Whateverers	.284	23	33	Ranked third in batting, solid defense
LF	Corey Dickerson, Beefers	.310	12	36	Led league in B.A., best Beefers hitter
CF	Mike Trout, Otters	.263	17	50	MVP , second in RBI, great defense
RF	Giancarlo Stanton, Whats	.227	24	48	Led league in HR, great slugging year
Util	Justin Turner, Beefers	.295	4	14	.364 OBP, played 4 different positions
SP	Henderson Alvarez, Otters	10-1	2.20		Led league in wins, staff ace
RP	Delin Betances, Taz Devils	1-3	1.04		Workhorse long man, 69 IP, 91 Ks

2016

		<u>B.A.</u>	<u>HR</u>	<u>RBI</u>	<u>Other</u>
C	Buster Posey, Devils	.280	6	38	Second straight selection as All-Star C
1b	Paul Goldschmidt, Devils	.221	27	50	Led league in RBIs and runs scored
2b	Jason Kipnis, Beefers	.292	4	20	20 BB, .351 OBP and 29 runs scored
SS	Manny Machado, Otters	.208	10	34	Played out of position, but won
3b	Kyle Seager, What	.206	16	37	Co-MVP
LF	Michael Brantley, Whats	.247	7	17	Among leaders in OBP, 2b, runs, SB
CF	Mike Trout, Otters	.263	17	50	Co-MVP , led league in HR, TB, slugging
RF	Bryce Harper, Road	.238	13	43	Led league in BB, second in OBP
SP	Cole Hamels, Beefers	7-4	2.10		Led in ERA, seven games with 9 or more Ks
RP	Wade Davis, Taz Devils	4-1	1.01		Untouchable, notched seven saves

2017

		<u>B.A.</u>	<u>HR</u>	<u>RBI</u>	<u>Other</u>
C	Wilson Ramos, Whatever	.257	9	36	First time selection
1b	Freddie Freeman, Otters	.274	24	73	Led league in HRs, RBIs
2b	Jose Altuve, Devils	.306	12	48	MVP , .306, 67 runs, 28 2b, 12 HR
SS	Manny Machado, Otters	.246	16	44	Second straight year as All-Star
3b	Josh Donaldson, Devils	.253	22	61	Anchored hard-hitting Devils IF
LF	Kris Bryant, Beefers	.258	15	49	Led league in doubles with 34
CF	Mike Trout, Otters	.259	15	40	Third straight All-Star selection
RF	Mookie Betts, Devils	.304	11	59	Solid offense and defense
SP	Jon Lester, Whatever	10-3	2.62		Pitcher of Year
SP	Jose Fernandez, Otters	8-3	.2.92		Ace of Otters staff
SP	Clayton Kershaw, Devils	6-1	1.77		Lead league in ERA
SP	Chris Sale, Devils	9-4	3.06		Led league champs in wins
SP	Max Scherzer, Beefers	9-5	3.15		First time as All-Star
RP	Zach Britton, Beefers	3-0	0.59		Led league with 19 saves

2018

		<u>B.A.</u>	<u>HR</u>	<u>RBI</u>	<u>Other</u>
C	Salvador Perez, Otters	.255	13	34	Hard-hitting defensive stalwart
1b	Joey Votto, Whatever	.319	29	52	MVP , just missed Triple Crown
2b	Jose Altuve, Devils	.289	9	30	Second straight season as All-Star
SS	Francisco Lindor, Whatever	.232	23	47	Offensive and defensive force
3b	Nolan Arenado, Road	.258	19	t 57	Tied for league lead in RBIs
LF	Kris Bryant, Beefers-Devils	.253	23	39	Solid year split between two teams
CF	Mike Trout, Otters	.286	21	47	Fourth straight year as All-Star
RF	Giancarlo Stanton, Whatever	.240	21	t 57	Tied with Arenado for RBI lead
SP	Jacob deGrom, Otters	6-2	2.86		Cy Young winner
RP	Tommy Kahnle, Road	3-1	1.05		Leader of awesome Roadie bullpen

2019

		<u>B.A.</u>	<u>HR</u>	<u>RBI</u>	<u>Other</u>
C	Wilson Ramos, Tsu	.312	9	28	Dominant C in 2019 season
1b	Paul Goldschmidt, Devils	.269	14	63	Led OAPBA in RBIs
2b	Jose Altuve, Devils	.292	15	44	Edge Scooter Gennett in voting
SS	Trevor Story, Tsunamis	.256	23	54	Led league in RBIs
3b	Jose Ramirez, Beefers	.230	21	57	Only offensive force on last place Beefs
LF	David Peralta, What	.261	10	34	Tied for LF selection
LF	Ronald Acuña, Otters	.255	12	34	Rookie sensation tied for LF selection
CF	Charlie Blackmon, What	.280	10	30	First time selection as All-Star
RF	Mookie Betts, Devils	.349	14	47	MVP ; led Devils to 2019 championship
Util	Ketel Marte, Otters	.362	0	4	Tied with McNeil as utility selection
Util	Jeff McNeil, Devils	.360	1	11	Tied with Ketel Marte in voting
SP	Gerrit Cole, Devils	9-0, 2.43			Cy Young Winner
RP	Kirby Yates, Otters	7-2, 1.45			Reliever of Year

OAPBA All Star Selections, 1988-2019 *(alphabetical)*
Bold face represents MVP

Position Players	Years Selected
Bob Abreu	2000, 2001 , 2005, 2010
Ronald Acuña	2019
Edgardo Alfonzo	2003
Roberto Alomar	1992, 1998, 2002
Jose Altuve	2017 , 2018, 2019
Brady Anderson	1998
Nolan Arenado	2018
Rich Aurilla	2009
Jeff Bagwell	1995, 1997, 2001
Carlos Baerga	1994, 1995
Jose Bautista	2012
Albert Belle	1995, 1996, 1999
Carlos Beltran	2003, 2009, 2014
Adrian Beltre	2013
Mookie Betts	2017, 2019
Dante Bichette	1998
Craig Biggio	1996, 1999
Jeff Blauser	1994
Charlie Blackmon	2019
Wade Boggs	1988, 1989 , 1990
Barry Bonds	1991, 1992 , 1993 , 1994, 2001, 2002 , 2004, 2005
Bobby Bonilla	1996
Bret Boone	2004
Ryan Braun	2009, 2010
Michael Brantley	2016
Kris Bryant	2017, 2018
Ellis Burks	1997
Miguel Cabrera	2006, 2014
Ken Caminiti	1997
Robinson Cano	2011, 2013, 2014
Vinny Castilla	1999
Starlin Castro	2013
Eric Chavez	2004
Shin-Soo Choo	2014
Will Clark	1988, 1991, 1992
Joey Cora	1998
Carl Crawford	2008
Johnny Damon	2005, 2006
Andre Dawson	1991
Darren Daulton	1993
Mark DeRosa	2008
Ian Desmond	2014
Corey Dickerson	2015
Josh Donaldson	2017
Adam Dunn	2006
Jim Edmonds	2004
Andre Ethier	2009, 2012
Prince Fielder	2008
Carlton Fisk	1989
Logan Forsythe	2016
Freddie Freeman	2017
Nomar Garciaparra	1998, 2003
Scooter Gennett	2018
Jason Giambi	2002, 2004
Brian Giles	2006

Marcus Giles	2006
Paul Goldschmidt	2014, 2016, 2019
Juan Gonzalez	2002
Luis Gonzalez	2000
Curtis Granderson	2012
Ken Griffey	1994, 1999
Vladimar Guerrero	2003
Tony Gwynn	1988, 1992, 1995, 1997
Josh Hamilton	2011, 2012
Bryce Harper	2016
Todd Helton	2005, 2010
Rickey Henderson	1989
Richard Hidalgo	2001
Derek Jeter	2000, 2002, 2010
D'Angelo Jimenez	2005
Chipper Jones	1998, 2000
David Justice	1994
Jason Kendall	1999, 2001
Jason Kipnis	2016
Jeff Kent	2001
Chuck Knoblauch	1997
Barry Larkin	1990, 1992, 1996, 1999
Kenny Lofton	1996, 1997
Manny Machado	2016, 2017
Ketel Marte	2019
Victor Martinez	2006
Don Mattingly	1989
Joe Mauer	2007, 2008, 2010 , 2011, 2013
Andrew McCutchen	2013
Willie McGee	1991
Mark McGwire	1998, 1999, 2000
Jeff McNeil	2019
Kevin Mitchell	1990
Yadier Molina	2012, 2014
Phil Nevin	2001
John Olerud	1994
Magglio Ordonez	2008
Tom Pagnozzi	1992
Dustin Pedroia	2012
Terry Pendleton	1990, 1992, 1993
David Peralta	2019
Salvador Perez	2018
A.J. Pierzynski	2003
Mike Piazza	1995, 1996, 1998
Buster Posey	2015, 2016
Kirby Puckett	1988, 1989, 1990, 1992, 1993, 1995
Albert Pujols	2009
Tim Lincecum	1988
Willie Randolph	1988
Hanley Ramirez	2009
Aramis Ramirez,	2002
Jose Ramirez	2019
Manny Ramirez	1999, 2003
Wilson Ramos	2017
Colby Rasmus	2011
Anthony Rendon	2015
Cal Ripken	1995
Anthony Rizzo	2015
Alex Rodriguez	1997, 2001, 2004, 2006, 2008, 2010
Ivan Rodriguez	1997, 2000, 2002, 2004, 2005
Scott Rolen	2005

Jimmy Rollins	2015
Tim Salmon	1996
Ryne Sandberg	1990, 1991, 1993
Benito Santiago	1988, 1991
Kyle Seager	2015, 2016(t)
Mike Scosia	1989, 1991
Gary Sheffield	1991, 2004
Ruben Sierra	1990
Ozzie Smith	1993
Giancarlo Stanton	2013, 2015, 2018
Trevor Story	2019
Ichiro Suzuki	2008
Frank Thomas	1993
Jim Thome	2003
Alan Trammell	1988, 1989, 1991
Mike Trout	2015, 2016 (t) , 2017, 2018
Troy Tulowitzki	2011, 2012
Justin Upton	2014
Chase Utley	2008, 2009, 2010
Mo Vaughn	1996
Shane Victorino	2010
Jose Vidro	2003
Joey Votto	2011, 2013, 2018
Larry Walker	1993, 1998
Jayson Werth	2011
Bernie Williams	2000, 2002
Matt Williams	1994, 1995
Rick Wilkins	1994
Dave Winfield	1989
David Wright	2006, 2009
Michael Young	2005, 2008
Ryan Zimmerman	2011
Ben Zobrist	2013

Starting Pitcher All-Star Selections

Pitcher	Years selected
Henderson Alvarez	2015
Kevin Brown	1993, 1999
Chris Carpenter	2010
Roger Clemens	1998, 2006
Gerritt Cole	2019
Danny Darwin	1994
Jacob deGrom	2018
Doug Drabek	1992
Jose Fernandez	2017
Scott Garrelts	1990
Tom Glavine	1997
Cole Hamels	2009, 2016
Orel Hershiser	1989
Tim Hudson	2004
Clayton Kershaw	2017
Al Leiter	1999
Jon Lester	2017
Greg Maddux	1995, 1996, 2000, 2002
Pedro Martinez	2001
Jack Morris	1988
Roy Oswalt	2011
Jake Peavy	2005
CC Sabathia	2008
Chris Sale	2017
Max Scherzer	2017
Curt Schilling	2003
Dave Stewart	1991
Jordan Zimmermann	2013

Bold face represents Pitcher of Year. In 2017, five starting pitchers were named to the All-Star team

Reliever of Year All-Star Selections

Relief pitcher	Years selected
Larry Andersen	1991
Delan Betances	2015
Jose Bautista	1994
Zach Britton	2017
Wade Davis	2016
Mark Eichorn	1995
Joey Eischen	2003
Todd Frohwirth	1992
John Franco	1989
Trevor Hoffman	1997, 1999, 2010
Jay Howell	1989, 1990
Doug Jones	1993
Tommy Kahnle	2018
Mike Maddux	1992
Jake McGee	2013
Jose Mesa	1996
Robb Nen	2001
J.J. Putz	2008
Mariano Rivera	1998, 2000, 2005
Arthur Rhodes	2002
Dave Smith	1988
Huston Street	2006
Joakim Soria	2009, 2011
Rafael Soriano	2004
Koji Uehara	2014
Kirby Yates	2019

OAPBA All Star Series Results

From 2005-2010, the league conducted an OAPBA All Star Series began, matching the All-Stars from the Harry Caray Division against the All-Stars from the Red Barber Division in a best-of-three series. The rosters were selected and managed by the two managers whose teams last place in their respective divisions.

The All-Star Series lasted for six years until the league contracted and abandoned the divisional setup. The Series was dominated by the Red Barber Division, who won four of the six All-Star Series conducted, including the four final Series from 2007-2010.

2005: Harry Caray Division 2-1

Manager: Marc Bostrom

Game 1: Barber 2, Caray 1
Game 2: Caray 4, Barber 1
Game 3: Caray 6, Barber 2

Series MVP: Mark Texeira, Travelers

Albert Pujols (Turfbeaters) drove in both Barber runs.
Odalis Perez (Ocean's Nine) 7 IP, 1 run; Michael Young (Ocean's) three-run HR.
Mark Texeira (Travelers) 3R HR, D. Dangelo Jiminez (Ocean's Nine) two-run double.

2006: Harry Caray Division 2-0

Manager: Rod Caborn

Game 1: Caray 6, Barber 4
Game 2: Caray 3, Barber 0

Series MVP: Gary Sheffield, Gashouse Gang

Roger Clemens (Titans) 7 IP, 3 runs; Alex Rodriguez (Titans) two-run triple
Andy Pettitte (Road) 5 IP, 0 runs; Gary Sheffield (Gashouse) 2R HR.

2007 Red Barber Division 2-0

Manager: Rod Caborn

Game 1: Barber 7, Caray 3
Game 2: Barber 8, Caray 7

Series MVP: Jermaine Dye, Beefers

Jose Reyes (Turfbeaters) RBI triple, solo HR.
Jermaine Dye (Beef) 2 HR, Brian McCann (Devils) 3R HR.

2008 Red Barber Division 2-0

Manager: Rod Caborn

Game 1: Barber 1, Caray 0
Game 2: Barber 3, Caray 2

Series MVP: Jake Peavy, Taz Devils

Jake Peavy (Devils) CG three-hit shutout, 12 Ks.
Chase Utley (Devils) 2R HR in 6th wins game.

2009 Red Barber Division 2-1

Manager: Kris Stenger

Game 1: Barber 3, Caray 1

Game 2: Caray 4, Barber 2

Game 3: Barber 10, Caray 8

Series MVP: Ryan Braun, Taz Devils

Platoon's Tim Lincecum went 8.1 innings, K'd 10 for win. Joakim Soria (Devils) ended Caray threat in ninth for save.

Chad Billingsley (Whats) went 7.2 innings, K'd 10, allowed 2 hits. Ryan Braun (Taz Devils) hit two-run HR in ninth for Barbers.

Barbers built up 7-1 lead ; Mariano Rivera (Platoon) and Joakim Soria (Devils) preserved win in relief

2010 Red Barber Division 2-0

Manager: Kris Stenger

Game 1: Barber 7, Caray 6

Game 2: Barber 6, Caray 1

Series MVP: Andre Ethier, Taz Devils

Andre Ethier (Taz Devils) hit a three-run homer with two outs in ninth to climax Barber comeback win

Barber Division poured over four runs in first, cruised to win. Albert Pujols and Evan Longoria both hit two-run home runs

All Star Series recap

Total series won
Total games won

Barber Division led Caray Division 4-2
Barber Division led Division Caray 9-5

**All-Star Series Batting Summary
2005-2010 (six seasons)**

Number in parentheses next to name represents number of series in which batter participated

	BA	OBP	G	AB	R	H	2b	3b	HR	RBI	BB	K	SB-CS	SH	SF	HB	E
Bob Abreu (3)	.280	.379	7	25	5	7	1	0	1	1	4	4	1-0	0	0	0	0
Brad Ausmus (1)	.000	.333	1	2	0	0	0	0	0	0	1	1	0-0	0	0	0	0
Jason Bay (1)	.167	.167	2	6	1	1	0	0	1	2	0	1	0-0	0	0	0	0
Carlos Beltran (4)	.185	.179	8	27	2	5	0	1	0	2	0	4	2-0	0	1	0	0
Ron Belliard (1)	.286	.286	7	1	2	2	0	0	0	0	0	1	0-0	0	0	0	1
Adrian Beltre (1)	.000	.667	2	1	0	0	0	0	0	0	2	0	0-0	0	0	0	0
Lance Berkman (1)	∞	1.000	1	0	0	0	0	0	0	0	1	0	0-0	0	0	0	0
Barry Bonds (1)	.444	.615	3	9	2	4	0	0	0	1	4	4	1-0	0	0	0	1
Milton Bradley (1)	.000	.200	2	4	0	0	0	0	0	0	0	1	0-0	0	0	1	0
Ryan Braun (2)	.353	.353	5	17	4	6	2	1	2	4	0	6	0-0	0	0	0	0
Miguel Cabrera (4)	.409	.458	7	22	2	9	4	0	1	3	2	4	0-0	0	0	0	1
Mike Cameron (1)	.000	.200	2	4	0	0	0	0	0	0	1	2	0-0	0	0	0	0
Robinson Cano (1)	.222	.222	2	9	2	2	1	0	0	0	0	0	0-0	0	0	0	0
Luis Castillo (3)	.136	.208	7	22	2	3	0	1	0	0	2	3	1-1	0	0	0	0
Eric Chavez (1)	.167	.167	3	12	1	2	1	0	0	0	0	1	0-0	0	0	0	0
Brady Clark (1)	.000	.000	1	3	0	0	0	0	0	0	0	0	0-0	0	0	0	0
Carl Crawford (2)	.250	.455	4	8	3	2	0	0	0	0	3	3	2-0	0	0	0	0
Coco Crisp (2)	.000	.000	3	4	0	0	0	0	0	0	0	0	0-0	0	0	0	1
Johnny Damon (3)	.350	.435	7	20	5	7	0	0	0	3	3	3	1-0	2	0	0	0
Carlos Delgado (1)	.200	.200	2	5	0	1	1	0	0	1	0	2	0-0	0	0	0	0
Mark DeRosa (1)	.000	.000	1	1	0	0	0	0	0	0	0	0	0-0	0	0	0	0
Adam Dunn (3)	.214	.250	5	14	0	3	0	0	0	2	1	6	0-0	0	1	0	0
Ray Durham (1)	.000	.000	1	1	0	0	0	0	0	0	0	1	0-0	0	0	0	0
Jermaine Dye (2)	.125	.300	5	16	4	2	1	2	3	3	2	1	0-0	0	0	2	0
Jacoby Ellsbury (1)	.250	.250	2	8	0	2	0	0	0	0	0	1	0-0	0	0	0	0
Morgan Ensberg (1)	.000	.167	2	5	1	0	0	0	0	0	1	4	0-0	0	0	0	0
Andre Ethier (2)	.167	.167	2	6	1	1	0	0	0	3	0	4	0-0	0	0	0	0
Prince Fielder (2)	.333	.455	4	9	2	3	1	0	2	4	0	2	0-0	0	0	0	0
Brian Giles (2)	.500	.500	1	2	0	1	0	0	0	0	0	0	0-0	0	0	0	0
Marcus Giles (1)	.500	.500	1	2	0	1	0	0	0	0	0	0	0-0	0	0	0	0
Crtis Granderson (1)	.200	.200	2	5	1	1	0	0	0	0	0	4	0-0	0	0	0	0
Vlad Guerrero (3)	.300	.417	5	10	2	3	1	0	1	1	1	1	0-0	0	0	1	0
Josh Hamilton (1)	.143	.143	3	7	0	1	0	0	0	0	0	3	0-0	0	0	0	0
Wes Helms (1)	.250	.250	1	4	0	1	0	0	0	0	0	1	0-0	0	0	0	1
Todd Helton (1)	.077	.368	8	13	0	1	0	0	0	0	6	4	0-0	0	0	0	1
Aaron Hill (1)	.250	.250	2	4	1	1	1	0	0	2	0	1	0-0	0	0	0	0
Matt Holliday (1)	.400	.400	1	5	2	2	0	1	0	0	0	1	0-0	0	0	0	0
Aubrey Huff (1)	.286	.444	2	7	1	2	2	0	0	2	2	0	0-0	0	0	0	0
Ryan Howard (2)	.167	.167	3	6	0	1	0	0	0	0	0	3	0-0	0	0	0	0
Torri Hunter (1)	.333	.333	1	3	1	1	0	0	0	0	0	0	0-0	0	0	0	0
Raul Ibañez (1)	.429	.500	2	7	1	3	0	0	0	0	1	0	0-0	0	0	0	0
Derek Jeter (3)	.400	.500	4	10	0	4	0	0	0	0	2	0	2-0	0	0	0	0
D'Angelo Jmnez (1)	.333	.455	3	9	1	3	1	0	0	2	2	1	0-1	0	0	0	0
Andrew Jones (1)	.000	.000	1	4	1	0	0	0	0	0	0	2	0-0	0	0	0	0
Chipper Jones (2)	.444	.444	4	9	0	4	1	0	0	0	0	2	0-0	0	0	0	0
Jacque Jones (1)	.667	.667	2	3	1	2	0	0	1	2	0	1	0-0	0	0	0	0
Adam Kennedy (1)	.000	.000	2	2	0	0	0	0	0	0	0	0	0-0	0	0	0	0
Ian Kinsler (1)	.000	.000	1	1	0	0	0	0	0	0	0	0	0-0	0	0	0	0
Carlos Lee (2)	.100	.182	4	10	0	1	0	0	0	0	1	1	0-0	0	0	0	0
Evan Longoria (1)	.667	.750	1	3	1	2	0	0	1	2	1	0	0-0	0	0	0	0
Jose Lopez (1)	.167	.167	3	12	2	2	0	0	1	2	0	3	0-0	0	0	0	1
Ryan Ludwick (1)	.000	.000	2	2	0	0	0	0	0	0	0	2	0-0	0	0	0	0
Nick Markakis (1)	.286	.286	2	7	0	2	1	0	0	0	0	1	0-0	0	0	0	0
Victor Martinez (2)	.200	.200	3	10	0	2	1	0	0	0	0	1	0-0	0	0	0	0
Hideki Matsui (2)	.125	.364	3	8	0	1	2	0	0	0	0	0	0-0	0	0	0	1
Joe Mauer (5)	.214	.267	10	28	1	6	3	0	0	3	2	3	1-0	1	0	0	0

<i>Batters, continued</i>	BA	OBP	G	AB	R	H	2b	3b	HR	RBI	BB	K	SB-CS	SH	SF	HB	E
Brian McCann (1)	.167	.167	3	6	1	1	0	0	1	2	0	2	0-0	0	0	0	1
Damian Miller (1)	.000	.000	1	1	0	0	0	0	0	0	0	0	0-0	0	0	0	0
Aaron Miles (1)	.125	.125	2	8	1	1	0	0	0	0	0	1	0-0	0	0	0	0
Yadier Molina (2)	.444	.545	4	9	0	4	1	0	0	1	2	0	0-0	0	0	0	1
Miguel Montero (1)	.000	.000	1	1	0	0	0	0	0	0	0	0	0-0	0	0	0	0
Justin Morneau (1)	.500	.625	2	6	3	3	0	0	2	4	2	1	0-0	0	0	0	0
Bill Mueller (1)	.000	.000	1	2	0	0	0	0	0	0	0	1	0-0	0	0	0	0
Magglio Ordoñez (1)	.000	.286	2	5	0	0	0	0	0	0	2	0	0-0	0	0	0	0
David Ortiz (2)	.500	.500	2	2	0	1	0	1	0	1	0	0	0-0	0	0	0	0
Dustin Pedroia (1)	.000	.000	1	4	0	0	0	0	0	0	0	0	0-0	0	0	0	0
Carlos Peña (3)	.000	.000	5	5	0	0	0	0	0	0	0	2	0-0	0	0	0	0
Ramiro Peña (1)	.000	.000	1	1	0	0	0	0	0	0	0	0	0-0	0	0	0	0
Juan Pierre (1)	.000	.000	1	4	0	0	0	0	0	0	0	1	0-0	0	0	0	0
Albert Pujols (5)	.250	.325	14	36	7	9	4	2	1	5	4	3	0-0	0	0	0	0
A.J. Pierzynski (2)	.125	.222	3	8	1	1	0	0	0	0	0	0	0-0	0	0	1	0
Aramis Ramirez (1)	.200	.200	2	5	0	1	0	0	0	0	0	0	0-0	0	0	0	0
Hanley Ramirez (3)	.389	.476	6	18	2	7	2	0	1	3	3	4	3-1	0	0	0	0
Manny Ramirez (1)	.000	.500	2	1	0	0	0	0	0	0	1	0	0-0	0	0	0	0
Jose Reyes (2)	.625	.625	3	8	2	5	0	1	1	3	0	1	0-0	0	0	0	1
Alex Rodriguez (3)	.364	.500	6	11	2	4	1	1	1	4	1	3	1-0	0	0	2	1
Ivan Rodriguez (3)	.056	.056	5	18	1	1	0	0	0	0	0	5	0-0	0	0	0	0
Scott Rolen (3)	.100	.100	4	10	1	1	1	0	0	0	2	6	0-0	0	0	0	0
Jimmy Rollins (3)	.200	.200	5	15	1	3	1	1	0	1	0	2	0-0	0	0	0	1
Aaron Rowand (1)	.000	.000	2	9	0	0	0	0	0	0	0	3	0-0	0	0	0	0
Freddy Sanchez (1)	.333	.333	2	6	1	2	0	0	0	1	0	1	0-0	0	0	0	0
Brian Schneider (1)	.375	.375	2	8	1	3	0	0	0	0	0	1	0-0	0	0	0	0
Gary Sheffield (2)	.429	.536	3	7	4	3	0	0	1	4	2	2	0-0	0	0	0	0
Grady Sizemore (2)	.000	.111	3	8	1	0	0	0	0	0	0	6	0-0	0	0	1	0
Alfonso Soriano (1)	.125	.222	2	8	1	1	0	0	1	1	1	5	0-0	0	0	0	0
Chris Snyder (1)	.250	.250	2	4	1	1	0	0	0	0	0	1	0-0	0	0	0	0
Denard Span (1)	.400	.400	2	5	1	2	0	0	0	0	0	1	0-0	0	0	0	0
Ichiro Suzuki (3)	.158	.200	7	19	2	3	1	0	0	0	0	4	1-1	0	0	1	0
Nick Swisher (1)	1.000	1.000	1	1	0	1	0	0	0	1	0	0	0-0	0	0	0	0
Miguel Tejada (2)	.222	.222	4	9	0	2	0	0	0	1	0	3	0-0	0	1	1	0
Mark Texeira (1)	.333	.333	3	12	1	4	1	0	1	4	0	5	0-0	0	0	0	1
Troy Tulowitzki (1)	.000	.000	1	4	0	0	0	0	0	0	0	1	0-0	0	0	0	0
Dan Uggla (1)	.000	.000	2	4	1	0	0	0	0	0	1	1	0-0	0	0	0	1
Chase Utley (3)	.136	.240	7	22	2	3	1	0	1	2	3	5	0-0	0	0	0	0
Jason Varitek (1)	.333	.333	1	3	0	1	1	0	0	1	0	0	0-0	0	0	0	0
Shane Victorino (1)	.111	.111	2	9	0	1	1	0	0	0	0	1	0-0	0	0	0	0
Omar Vizquel (1)	.000	.000	2	2	0	0	0	0	0	0	0	0	0-0	0	0	0	0
Randy Winn (1)	.500	.500	2	6	1	3	1	0	1	2	0	1	0-0	0	0	0	0
David Wright (2)	.417	.417	5	12	3	5	3	0	0	0	0	2	0-0	0	0	0	0
Michael Young (4)	.267	.353	10	30	3	8	2	0	2	6	4	7	2-0	0	0	0	0
Kevin Youkilis (1)	.500	.500	2	8	1	4	1	0	0	1	0	1	0-0	0	0	0	0
Red Barber pitch (6)	.045	.160	14	22	0	1	0	0	0	0	3	7	0-0	0	0	0	0
Hry Caray pitch (6)	.038	.107	14	26	1	1	1	0	0	0	2	11	0-0	0	0	0	2
Barber Div team (6)	.234	.308	14	445	50	104	26	4	14	44	43	96	15-5	1	3	6	7
Caray Div team (6)	.221	.290	14	471	57	104	25	7	10	41	40	118	5-2	0	0	3	13

All-Star Series Pitching Summary 2005-2010 (six seasons)

Number in parentheses next to name represents number of series in which pitcher participated

Starters

	W-L	ERA	G	GS	CG	Sh	Sv	IP	H	R-ER	HR	BB	K	HB	WP
Chad Billingsley (1)	1-0	0.00	1	1	0	0	0	7.2	2	0-0	0	3	10	0	0
Joe Blanton (1)	0-0	3.86	1	1	0	0	0	2.1	4	1-1	0	2	3	0	0
Chris Carpenter (1)	0-0	7.20	1	1	0	0	0	5.0	6	4-4	1	1	3	0	1
Roger Clemens (1)	1-0	3.86	1	1	0	0	0	7.0	10	3-3	1	4	5	0	0
Yovani Gallardo (1)	0-1	109.00	1	1	0	0	0	0.1	6	4-4	0	0	0	0	0
Roy Halladay (1)	0-0	5.40	1	1	0	0	0	5.0	3	3-3	2	3	7	0	0
Cole Hamels (1)	1-0	7.20	1	1	0	0	0	5	7	4-4	1	1	4	0	0
Cliff Lee (1)	0-1	9.00	1	1	0	0	0	4.0	9	5-4	1	0	3	1	0
Tim Lincecum (1)	1-0	1.08	1	1	0	0	0	8.1	4	1-1	0	2	10	0	0
Pedro Martinez (1)	0-1	5.14	1	1	0	0	0	7.0	4	4-4	1	5	4	0	1
Ricky Nolasco (1)	0-1	1.50	1	1	0	0	0	6.0	3	1-1	0	1	4	0	0
John Patterson (1)	0-1	45.00	1	1	0	0	0	1.0	4	5-5	0	4	2	1	0
Jake Peavy (2)	1-0	0.59	2	2	1	1	0	15.1	8	1-1	0	4	21	0	0
Brad Penny (1)	0-1	1.13	1	1	0	0	0	8.0	2	1-1	0	3	5	0	0
Odalis Perez (1)	1-0	1.29	1	1	0	0	0	7.0	2	1-1	0	2	3	0	1
Andy Pettitte (1)	1-0	0.00	1	1	0	0	0	5.0	2	0-0	0	2	5	0	0
CC Sabathia (2)	1-0	2.61	2	2	0	0	0	10.1	8	3-3	1	4	7	0	0
Johan Santana (1)	0-1	9.00	1	1	0	0	0	3.0	4	3-3	1	2	1	0	0
Jason Schmidt (2)	1-0	5.84	2	2	0	0	0	12.1	13	8-8	3	5	9	0	1
John Thomsen (1)	0-1	12.47	1	1	0	0	0	4.1	10	6-6	1	1	2	0	0
Justin Verlander (1)	0-0	3.60	1	1	0	0	0	5.0	4	6-2	1	3	7	1	0
Edinson Volquez (1)	0-1	4.50	1	1	0	0	0	6.0	5	3-3	1	3	7	0	0
Carlos Zambrano (2)	0-2	4.36	2	2	0	0	0	10.1	12	7-5	1	4	10	1	0
Brandon Webb (1)	1-0	1.59	1	1	0	0	0	5.2	3	3-1	0	0	2	0	0

Relievers

	W-L	ERA	G	GS	CG	Sh	Sv	IP	H	R-ER	HR	BB	K	HB	WP
Mike Adams (2)	0-0	0.00	2	0	0	0	1	2.0	1	0-0	0	0	1	0	0
Joe Beimel (1)	0-0	0.00	1	0	0	0	0	0.1	0	0-0	0	0	0	0	0
Armando Benitez (1)	0-0	0.00	1	0	0	0	0	0.1	2	0-0	0	0	0	0	0
Rafael Betancourt (1)	1-0	0.00	1	0	0	0	0	1.0	1	0-0	0	0	0	0	0
Kiki Calero (1)	0-0	0.00	1	0	0	0	0	1.2	0	0-0	0	1	1	0	0
Taylor Buchholz (1)	0-0	9.00	1	0	0	0	0	1.0	1	2-1	0	1	1	0	0
Rheal Cormier (1)	0-0	0.00	2	0	0	0	1	1.2	0	0-0	0	0	0	0	0
Scott Downs (1)	0-0	0.00	2	0	0	0	0	2.0	4	0-0	0	1	1	0	0
Joey Eischen (1)	0-0	0.00	1	0	0	0	0	1.0	1	1-0	0	0	0	1	0
Scott Eyre (1)	0-0	0.00	1	0	0	0	0	1.0	0	0-0	0	0	0	0	0
Mike Gonzalez (1)	0-1	2.08	2	0	0	0	0	4.1	2	1-1	0	2	3	0	2
Tom Gordon (1)	0-0	0.00	1	0	0	0	0	2.0	1	0-0	0	0	1	0	0
Trevor Hoffman (3)	0-1	3.86	4	0	0	0	0	9.1	2	4-4	1	2	4	0	0
J.P. Howell (1)	0-0	0.00	1	0	0	0	0	0.1	2	2-0	0	0	0	0	0
Bob Howry (1)	0-0	4.50	2	0	0	0	0	2.0	3	1-1	0	0	1	0	0
Phil Hughes (1)	0-0	0.00	1	0	0	0	0	2.0	1	0-0	0	0	3	0	0
Steve Kline (1)	0-0	0.00	1	0	0	0	0	2.0	2	0-0	0	0	0	0	0
Braden Looper (1)	0-0	0.00	1	0	0	0	0	2.0	2	0-0	0	0	1	0	0
Hideki Okajima (1)	0-0	0.00	1	0	0	0	0	1-0	0	0-0	0	1	1	0	0
Darren Oliver (1)	0-0	18.00	2	0	0	0	0	1.0	2	2-2	1	0	1	0	0
Akinori Otsuka (1)	0-0	0.00	1	0	0	0	0	1.2	1	0-0	0	0	2	1	0
Ryan Madson (1)	0-0	0.00	1	0	0	0	0	0.2	1	0-0	0	0	2	0	0
Nick Massett (1)	0-0	0.00	2	0	0	0	0	2.0	3	0-0	0	2	2	0	0
Peter Moylan (1)	0-0	4.50	2	0	0	0	0	4.0	2	2-2	1	2	2	0	0

<i>Relievers, continued</i>	W-L	ERA	G	GS	CG	Sh	Sv	IP	H	R-ER	HR	BB	K	HB	WP
Cla Meredith (1)	0-0	0.00	1	0	0	0	0	2.0	2	0-0	0	1	0	0	0
Joe Nathan (2)	0-0	0.00	2	0	0	0	1	2.0	1	0-0	0	0	2	0	0
Darren O'Day (1)	0-0	3.37	1	0	0	0	0	2.2	2	1-1	0	0	2	0	0
Jonathan Papelbon (1)	0-0	9.00	1	0	0	0	0	1.0	2	1-1	0	0	0	0	0
J.J. Putz (1)	0-0	9.00	1	0	0	0	1	1.0	1	1-1	1	0	1	0	0
Mariano Rivera (4)	1-0	5.40	5	0	0	0	0	5.0	4	3-3	2	0	7	1	0
Juan Rincon (1)	0-0	0.00	1	0	0	0	0	1.0	2	0-0	0	1	0	0	0
Franc. Rodriguez (1)	0-0	18.00	1	0	0	0	0	1.0	1	2-2	1	1	2	0	0
Taiki Saito (2)	0-0	0.00	2	0	0	0	0	2.0	0	0-0	0	0	3	0	0
Brian Shouse (1)	0-0	54.55	1	0	0	0	0	0.1	4	2-2	2	0	0	0	0
Joakim Soria (1)	0-0	0.00	2	0	0	0	2	1.1	0	0-0	0	0	2	0	0
Justin Speir (1)	0-0	0.00	2	0	0	0	0	3.0	1	0-0	0	1	3	0	0
Russ Springer (1)	0-0	4.50	2	0	0	0	0	2.0	1	1-1	0	1	0	0	0
Huston Street (1)	0-0	0.00	1	0	0	0	1	1.0	1	0-0	0	1	3	1	0
Mike Timlin (1)	0-0	3.00	2	0	0	0	0	3.0	1	1-1	1	1	4	0	0
Dan Wheeler (2)	0-1	1.69	3	0	0	0	0	5.1	5	1-1	0	1	4	0	0
C.J. Wilson (1)	0-0	0.00	1	0	0	0	0	1.0	0	0-0	0	0	2	0	0

###

Manager of the Year

<u>Year</u>	<u>Manager</u>			
1999	Joe Passiatore	47-33	.587	Won Barber Division, lost to Highlanders 4-3 in World Series
2000	Ryan Julison	53-32	.624	Lost playoff for regular season title to Highlanders
2001	Joe Passiatore	51-33	.607	Third place finisher, upset Devils in World Series
2002	Joel Prinsell	50-34	.595	Best record in league, beat Monsters in World Series
2003	Dave Larson	59-29	.659	Won Red Barber Division, beat Merch 4-1 in World Series
2004	Dave Larson	46-38	.548	Upset Whatever's, Roadies to win second straight title
2005	Steven Korb	42-42	.500	Won second half Barber title and Barber playoffs
2006	Walt Taylor	52-32	.532	Buried Barber Division in first half, won OAPBA title
2007	Walt Taylor	51-33	.607	Guided Whatever's to second straight OAPBA crown
2008	Walt Taylor	56-28	.667	Took third straight Barber title, upset by Platoon in Series
2009	Joe Passiatore	56-30	.651	Won second straight OAPBA championship
2010	Joe Passiatore	54-30	.643	Won third straight league title, eighth championship overall
2011	Joe Passiatore	48-32	.600	Won fourth straight league title, ninth championship overall
2012	Joe Passiatore	48-32	.600	Won fifth OAPBA crown in a row, 10 th championship overall
2013	Joe Passiatore	44-36	.550	Sixth OAPBA title in a row, 11 th championship overall
2014	Rod Caborn	43-35	.551	Won first championship after 24 seasons in OAPBA
2015	Jonathan Stilwell	55-25	.688	Otters won both halves to win title without a World Series
2016	Walt Taylor	47-33	.588	Won both halves in to capture fourth championship as a manager
2017	Dave Larson	49-32	.605	Won sixth OAPBA championship, beat Otters in OAPBA Series
2018	Jonathan Stilwell	50-30	.600	Second championship for Otters in four seasons
2019	Dave Larson	54-26	.675	Last-to-first championship, won both halves with 27-13 record

Manager of Year selections began in 1999