

# 1969 Baltimore Orioles



| APBA Replay    | Won | Lost | Pct   |
|----------------|-----|------|-------|
| Record         | 110 | 52   | 0.679 |
| Home Record    | 55  | 23   | 0.705 |
| Away Record    | 55  | 29   | 0.655 |
|                |     |      |       |
| Last 10        | 7   | 3    | 0.700 |
| One Run Games  | 27  | 24   | 0.529 |
| Shutouts       | 25  | 14   | 0.641 |
| Extra Innings  | 12  | 14   | 0.462 |
| Longest Streak | 13  | 3    |       |

| Actual         | Won | Lost | Pct   |
|----------------|-----|------|-------|
| Record         | 109 | 53   | 0.673 |
| Home Record    | 60  | 21   | 0.741 |
| Away Record    | 49  | 32   | 0.605 |
|                |     |      |       |
| Last 10        | 4   | 6    | 0.400 |
| One Run Games  | 35  | 21   | 0.625 |
| Shutouts       | 20  | 8    | 0.714 |
| Extra Innings  | 13  | 7    | 0.650 |
| Longest Streak | 8   | 5    |       |

|                 |    |    |       |
|-----------------|----|----|-------|
| Vs. Boston      | 10 | 8  | 0.556 |
| Vs. Washington  | 8  | 10 | 0.444 |
| Vs. Cleveland   | 14 | 4  | 0.778 |
| Vs. Detroit     | 9  | 9  | 0.500 |
| Vs. New York    | 13 | 5  | 0.722 |
| Vs. Chicago     | 11 | 1  | 0.917 |
| Vs. Kansas City | 9  | 3  | 0.750 |
| Vs. Minnesota   | 10 | 2  | 0.833 |
| Vs. Oakland     | 7  | 5  | 0.583 |
| Vs. Seattle     | 10 | 2  | 0.833 |
| Vs. California  | 9  | 3  | 0.750 |
| Vs. AL East     | 54 | 36 | 0.600 |
| Vs. AL West     | 56 | 16 | 0.778 |

|                 |    |    |       |
|-----------------|----|----|-------|
| Vs. Boston      | 10 | 8  | 0.556 |
| Vs. Washington  | 13 | 5  | 0.722 |
| Vs. Cleveland   | 13 | 5  | 0.722 |
| Vs. Detroit     | 11 | 7  | 0.611 |
| Vs. New York    | 11 | 7  | 0.611 |
| Vs. Chicago     | 9  | 3  | 0.750 |
| Vs. Kansas City | 11 | 1  | 0.917 |
| Vs. Minnesota   | 8  | 4  | 0.667 |
| Vs. Oakland     | 8  | 4  | 0.667 |
| Vs. Seattle     | 9  | 3  | 0.750 |
| Vs. California  | 6  | 6  | 0.500 |
| Vs. AL East     | 58 | 32 | 0.644 |
| Vs. AL West     | 51 | 21 | 0.708 |

Oriole steady pitching, solid defense, power and speed proved formidable. Only the Washington Senators could muster a winning record versus the birds.

## Game 1: Boston (Lonborg) at Baltimore (McNally)

Game tied 2-2 after 2. Don Buford homers in the 4<sup>th</sup>, 4-2 Orioles. Boston answers: 4-4 after 5-1/2. Boog Powell locks down the opening day win with a 2-run homer in the 6<sup>th</sup>. 6-4 Orioles.

| Games       | APBA | 1969 |
|-------------|------|------|
| B. Robinson | 159  | 156  |
| Blair       | 157  | 150  |
| F. Robinson | 153  | 148  |
| Belanger    | 151  | 150  |
| Powell      | 147  | 152  |

| At Bats     | APBA | 1969 |
|-------------|------|------|
| Blair       | 636  | 625  |
| B. Robinson | 605  | 598  |
| Buford      | 556  | 554  |
| Powell      | 542  | 533  |
| Belanger    | 540  | 530  |

| Runs        | APBA | 1969 |
|-------------|------|------|
| Buford      | 107  | 99   |
| Blair       | 106  | 102  |
| F. Robinson | 100  | 111  |
| Powell      | 69   | 83   |
| Belanger    | 64   | 76   |

| Hits        | APBA | 1969 |
|-------------|------|------|
| Blair       | 184  | 178  |
| F. Robinson | 165  | 166  |
| Buford      | 163  | 161  |
| Powell      | 144  | 162  |
| Belanger    | 142  | 152  |

| Doubles  | APBA | 1969 |
|----------|------|------|
| Johnson  | 40   | 34   |
| Blair    | 32   | 32   |
| Buford   | 24   | 31   |
| Belanger | 20   | 17   |
| Powell   | 18   | 25   |

| Triples     | APBA | 1969 |
|-------------|------|------|
| Blair       | 5    | 5    |
| F. Robinson | 4    | 5    |
| Belanger    | 4    | 4    |
| Cuellar     | 4    | 2    |
| Etchebarren | 3    | 2    |

| Home Runs   | APBA | 1969 |
|-------------|------|------|
| Powell      | 36   | 37   |
| Blair       | 33   | 26   |
| F. Robinson | 29   | 32   |
| B. Robinson | 23   | 23   |
| Hendricks   | 16   | 12   |

| Runs Batted In | APBA | 1969 |
|----------------|------|------|
| Powell         | 122  | 121  |
| Blair          | 110  | 76   |
| F. Robinson    | 100  | 100  |
| Buford         | 74   | 64   |
| B. Robinson    | 73   | 84   |

| Stolen Bases | APBA | 1969 |
|--------------|------|------|
| Buford       | 18   | 19   |
| Blair        | 16   | 20   |
| Belanger     | 10   | 14   |
| F. Robinson  | 9    | 9    |
| Rettenmund   | 8    | 6    |

| Caught Stealing | APBA | 1969 |
|-----------------|------|------|
| Johnson         | 5    | 4    |
| Buford          | 3    | 18   |
| F. Robinson     | 3    | 3    |
| Powell          | 3    | 1    |

### Game 19: New York (Stottlemyre) at Baltimore (Hardin)

Yankees lead 6-3 after 2-1/2 on Murcer and Pepitone homers. Orioles chip away and tie game 6-6 after 7 innings.

After seven additional scoreless innings, Boog Powell homers with 2-out in the bottom of the 15<sup>th</sup> and the Orioles walk off with a 8-6 win.

| Walks       | APBA | 1969 |
|-------------|------|------|
| Buford      | 101  | 96   |
| F. Robinson | 93   | 88   |
| Johnson     | 72   | 57   |
| B. Robinson | 63   | 56   |
| Powell      | 55   | 72   |

| Strikeouts  | APBA | 1969 |
|-------------|------|------|
| Blair       | 99   | 72   |
| F. Robinson | 81   | 62   |
| Powell      | 78   | 76   |
| Buford      | 75   | 62   |
| B. Robinson | 68   | 55   |
| Belanger    | 68   | 54   |

| Ground into DP's | APBA | 1969 |
|------------------|------|------|
| B. Robinson      | 20   | 19   |
| Powell           | 17   | 18   |
| Johnson          | 14   | 16   |
| Etchebarren      | 14   | 11   |
| Belanger         | 13   | 13   |
| Blair            | 13   | 11   |

| Hit by Pitch | APBA | 1969 |
|--------------|------|------|
| F. Robinson  | 23   | 13   |
| Buford       | 6    | 5    |
| Etchebarren  | 3    | 7    |
| Salmon       | 3    | 2    |

| Sacrifice Hits | APBA | 1969 |
|----------------|------|------|
| Phoebus        | 11   | 5    |
| Belanger       | 7    | 9    |
| Buford         | 7    | 8    |
| Cuellar        | 6    | 10   |
| Palmer         | 6    | 3    |

| Reached on Error | APBA | 1969 |
|------------------|------|------|
| Powell           | 24   | 5    |
| Belanger         | 21   | 8    |
| Hendricks        | 14   | 5    |
| Johnson          | 13   | 7    |
| B. Robinson      | 12   | 10   |

| Batting Average | APBA | 1969 |
|-----------------|------|------|
| F. Robinson     | .311 | .308 |
| Buford          | .293 | .291 |
| Blair           | .291 | .285 |
| Johnson         | .268 | .280 |
| Powell          | .266 | .304 |

| On Base Percentage | APBA | 1969 |
|--------------------|------|------|
| F. Robinson        | .432 | .415 |
| Buford             | .403 | .397 |
| Johnson            | .357 | .351 |
| Powell             | .331 | .383 |
| Belanger           | .325 | .327 |

| Slugging Percentage | APBA | 1969 |
|---------------------|------|------|
| F. Robinson         | .521 | .540 |
| Blair               | .513 | .477 |
| Powell              | .498 | .559 |
| Buford              | .408 | .417 |
| Johnson             | .388 | .391 |

#### Game 48: Baltimore (Cuellar) at California (Messersmith)

An epic pitching duel. Neither starter allows a run after 9 innings. Still no score after 15 complete. Frank Robinson triples to score Buford and Blair in the top of the 16<sup>th</sup> to take a 2-0 lead.

Rick Reichardt answers with a triple in the bottom of the 16<sup>th</sup> to score Jay Johnstone, but is left stranded and the Orioles win 2-1.

| Appearances | APBA | 1969 |
|-------------|------|------|
| McNally     | 42   | 41   |
| Watt        | 39   | 56   |
| Cuellar     | 39   | 39   |
| Phoebus     | 35   | 35   |
| Leonhard    | 34   | 37   |

| Games Started | APBA | 1969 |
|---------------|------|------|
| McNally       | 40   | 40   |
| Cuellar       | 39   | 39   |
| Phoebus       | 33   | 33   |
| Palmer        | 23   | 23   |
| Hardin        | 20   | 20   |

| Innings Pitched | APBA | 1969 |
|-----------------|------|------|
| Cuellar         | 292  | 290  |
| McNally         | 269  | 268  |
| Phoebus         | 204  | 202  |
| Palmer          | 183  | 181  |
| Hardin          | 140  | 137  |

| Wins     | APBA | 1969 |
|----------|------|------|
| Cuellar  | 22   | 23   |
| McNally  | 22   | 20   |
| Phoebus  | 15   | 14   |
| Palmer   | 12   | 16   |
| Leonhard | 9    | 7    |

| Losses  | APBA | 1969 |
|---------|------|------|
| McNally | 9    | 7    |
| Hardin  | 8    | 7    |
| Cuellar | 7    | 11   |
| Phoebus | 6    | 6    |
| Watt    | 5    | 2    |

| Saves      | APBA | 1969 |
|------------|------|------|
| Watt       | 11   | 16   |
| Richert    | 7    | 12   |
| Hall       | 3    | 6    |
| Severinsen | 2    | 0    |

| Earned Run Average | APBA | 1969 |
|--------------------|------|------|
| Hall               | 1.06 | 1.92 |
| Cuellar            | 2.00 | 2.38 |
| Phoebus            | 2.07 | 3.52 |
| Leonhard           | 2.11 | 2.49 |
| Richert            | 2.26 | 2.20 |

| Walks   | APBA | 1969 |
|---------|------|------|
| Cuellar | 88   | 79   |
| Phoebus | 76   | 87   |
| Palmer  | 68   | 64   |
| McNally | 52   | 84   |
| Hardin  | 43   | 43   |

| Strikeouts | APBA | 1969 |
|------------|------|------|
| Cuellar    | 178  | 182  |
| McNally    | 174  | 166  |
| Phoebus    | 131  | 117  |
| Palmer     | 118  | 123  |
| Lopez      | 72   | 57   |

| Home Runs Allowed | APBA | 1969 |
|-------------------|------|------|
| Cuellar           | 27   | 18   |
| McNally           | 24   | 21   |
| Palmer            | 16   | 11   |
| Hardin            | 15   | 18   |
| Phoebus           | 14   | 23   |

**Game 55: Seattle (Barber) at Baltimore (Cuellar)**

The Orioles enter the 9<sup>th</sup> inning with a comfortable 4-2 lead and A&C closer "Squatty" Watt on the mound. Pilot John Kennedy grounds out. Jerry McNertney reaches first on error by Bobby Floyd (SS-6), who earlier replaced Mark Belanger (SS-9). Pilot shortstop Ray Oyler (.165 BA) launches one and the game goes to extras.

With one out and one on in the top of 10<sup>th</sup>, "Mule" Mincher takes Watt deep and the Pilots fly back to Seattle with a 6-4 comeback win.

|                          | G          | AB           | R          | H            | 2B         | 3B        | HR         | RBI        | SB        | CS        |
|--------------------------|------------|--------------|------------|--------------|------------|-----------|------------|------------|-----------|-----------|
| <b>APBA Team Batting</b> | <b>162</b> | <b>5,598</b> | <b>771</b> | <b>1,378</b> | <b>213</b> | <b>25</b> | <b>185</b> | <b>749</b> | <b>73</b> | <b>23</b> |
| 1969                     | 162        | 5,518        | 779        | 1,465        | 234        | 29        | 175        | 722        | 82        | 45        |

|                          | BB         | SO         | GDP        | HBP       | SAC       | ROE        | PA           | BA          | OBP         | SLG         | OPS         | ISO         |
|--------------------------|------------|------------|------------|-----------|-----------|------------|--------------|-------------|-------------|-------------|-------------|-------------|
| <b>APBA Team Batting</b> | <b>656</b> | <b>892</b> | <b>145</b> | <b>39</b> | <b>80</b> | <b>137</b> | <b>6,373</b> | <b>.246</b> | <b>.325</b> | <b>.392</b> | <b>.718</b> | <b>.146</b> |
| 1969                     | 634        | 806        | 138        | 43        | 133       | 70         | 6,328        | .265        | .343        | .414        | .757        | .148        |

|                          | TB           | HR%         | SO%          | BB%          | XBH%        | X/H%         | SO/BB      | AB/SO      | AB/HR       | AB/RBI     |
|--------------------------|--------------|-------------|--------------|--------------|-------------|--------------|------------|------------|-------------|------------|
| <b>APBA Team Batting</b> | <b>2,196</b> | <b>2.9%</b> | <b>14.0%</b> | <b>10.3%</b> | <b>6.6%</b> | <b>30.7%</b> | <b>1.4</b> | <b>6.3</b> | <b>30.3</b> | <b>7.5</b> |
| 1969                     | 2,282        | 2.8%        | 12.7%        | 10.0%        | 6.9%        | 29.9%        | 1.3        | 6.8        | 31.5        | 7.6        |

### Game 68: Baltimore (Hardin) and Cleveland (McDowell)

Orioles jump out to a 2-0 lead on Frank Robinson homer. Cleveland chips away with a run in the second and a run in the fourth. Game is tied 2-2 after 5. Orioles string singles together to go up 2, but the Indians answer back in the 8<sup>th</sup> aided by 4 walks. Game is tied 4-4 after 8 and goes to extras.

Cleveland reliever Ron Law starts the 10<sup>th</sup> by striking out Dave Johnson, then proceeds to walk the next four batters. Paul Blair puts the game on ice with a grand slam and the Orioles win 9-4 in 10 innings.

|                             | G          | AB         | R         | H         | 2B       | 3B       | HR       | RBI       | SB       | CS       | TB        |
|-----------------------------|------------|------------|-----------|-----------|----------|----------|----------|-----------|----------|----------|-----------|
| <b>APBA Pitcher Batting</b> | <b>162</b> | <b>413</b> | <b>36</b> | <b>48</b> | <b>8</b> | <b>4</b> | <b>2</b> | <b>27</b> | <b>2</b> | <b>2</b> | <b>70</b> |
| 1969                        | 162        | 444        | 33        | 65        | 9        | 2        | 3        | 28        | 2        | 0        | 87        |

|                             | BB        | SO         | GDP       | HBP      | SAC       | ROE       | PA         | BA          | OBP         | SLG         | OPS         | ISO         |
|-----------------------------|-----------|------------|-----------|----------|-----------|-----------|------------|-------------|-------------|-------------|-------------|-------------|
| <b>APBA Pitcher Batting</b> | <b>34</b> | <b>152</b> | <b>10</b> | <b>0</b> | <b>39</b> | <b>19</b> | <b>486</b> | <b>.116</b> | <b>.183</b> | <b>.169</b> | <b>.353</b> | <b>.053</b> |
| 1969                        | 25        | 175        | 8         | 0        | 42        | 4         | 511        | .146        | .191        | .196        | .387        | .050        |

### Game 74: Detroit (McLain) at Baltimore (Lopez)

The Tigers strike first in the 2<sup>nd</sup> inning with a triple by Ike Brown and RBI single by Denny McLain.

The Orioles answer in the 6<sup>th</sup> inning on a Boog Powell home run. Game tied 1-1.

Tigers break the tie in the 8<sup>th</sup> and lead 2-1.

Top of the 8<sup>th</sup>, Don Buford flies out, Paul Blair strikes out, Frank Robinson doubles, Powell doubles to tie the game. Brooks Robinson doubles for an Oriole 3-2 lead and Pete Richert tames the Tigers in the 9<sup>th</sup> for the win.

|                           | APP        | GS         | GF         | CG        | SHO       | W          | L         | SV        | PCT         | ERA         |
|---------------------------|------------|------------|------------|-----------|-----------|------------|-----------|-----------|-------------|-------------|
| <b>APBA Team Pitching</b> | <b>355</b> | <b>162</b> | <b>121</b> | <b>41</b> | <b>18</b> | <b>110</b> | <b>52</b> | <b>26</b> | <b>.679</b> | <b>2.58</b> |
| 1969                      | 397        | 162        | 112        | 50        | 19        | 109        | 53        | 36        | .673        | 2.83        |

|                           | IP           | H          | R          | ER         | HR         | BB         | SO         | HBP       | BK       | WP        |
|---------------------------|--------------|------------|------------|------------|------------|------------|------------|-----------|----------|-----------|
| <b>APBA Team Pitching</b> | <b>1,495</b> | <b>961</b> | <b>460</b> | <b>428</b> | <b>130</b> | <b>463</b> | <b>954</b> | <b>38</b> | <b>3</b> | <b>10</b> |
| 1969                      | 1,474        | 1,194      | 517        | 463        | 117        | 498        | 897        | 22        | 4        | 34        |

**David Arthur "Dave"**  
**McNally**  
Grade B Pitcher (1) (Y)(Z)

| G  | GS | IP  | W  | L | SV | ERA  | BB | SO  | HR |
|----|----|-----|----|---|----|------|----|-----|----|
| 41 | 40 | 268 | 20 | 7 | 0  | 3.22 | 84 | 166 | 21 |

**Miguel Angel**  
**CUELLAR**  
(F) Grade A Pitcher (2) (Y)(Z)

| G  | GS | IP  | W  | L  | SV | ERA  | BB | SO  | HR |
|----|----|-----|----|----|----|------|----|-----|----|
| 39 | 39 | 290 | 23 | 11 | 0  | 2.38 | 79 | 182 | 18 |

**Thomas Harold "Tom"**  
**PHOEBUS**  
Grade B Pitcher (2) (Y)

| G  | GS | IP  | W  | L | SV | ERA  | BB | SO  | HR |
|----|----|-----|----|---|----|------|----|-----|----|
| 35 | 33 | 202 | 14 | 7 | 0  | 3.52 | 87 | 117 | 23 |

Most Games Started: **McNally, Cuellar, Phoebus**: Combined for 59-22 versus 57-25 actual

|                           | BF           | WHIP         | H9         | HR9        | BB9        | SO9        | SO/W        | HR%         | SO%          | BB%         | SO-BB%      |
|---------------------------|--------------|--------------|------------|------------|------------|------------|-------------|-------------|--------------|-------------|-------------|
| <b>APBA Team Pitching</b> | <b>5,870</b> | <b>0.953</b> | <b>5.8</b> | <b>0.8</b> | <b>2.8</b> | <b>5.7</b> | <b>2.06</b> | <b>2.2%</b> | <b>16.3%</b> | <b>7.9%</b> | <b>8.4%</b> |
| 1969                      | 5,972        | 1.148        | 7.3        | 0.7        | 3.0        | 5.5        | 1.80        | 2.0%        | 15.0%        | 8.3%        | 6.7%        |

**Game 80: Baltimore (McNally) at Detroit (Dobson)**

A mid-season home run derby. After 8 innings, the Tigers lead the Orioles 6-5 powered by home runs from Don Wert, Bill Freehan and Al Kaline. Oriole home runs were sponsored by Brooks Robinson, Andy Etchebarren and Boog Powell.

Frank Robinson ties the game in the top of the 9<sup>th</sup> with a home run and it's off to extra's.

Top of the 10<sup>th</sup>, Etchebarren triples in Dave Johnson and the Orioles lead 7-6 after 9-1/2.

Bottom of the 10<sup>th</sup>, with "Turkey" Hall (A\* ZZ) closing, Tom Tresh reaches on error, then two batters later with 1 out, Freehan launches his second homer of the game to walk off with an 8-7 win in the Motor City.

| Key Opponent | Team | G  | AB | R  | H  | 2B | 3B | HR | RBI | SB | BA   | OBP  | SLG  |
|--------------|------|----|----|----|----|----|----|----|-----|----|------|------|------|
| Horton       | CLE  | 18 | 63 | 11 | 21 | 5  |    | 5  | 12  |    | .333 | .382 | .651 |
| Northrup     | DET  | 18 | 64 | 7  | 18 | 3  |    | 2  | 6   |    | .281 | .319 | .422 |
| Petrocelli   | BOS  | 18 | 59 | 13 | 15 | 4  |    | 4  | 12  |    | .254 | .362 | .525 |
| Jackson      | OAK  | 11 | 46 | 8  | 11 | 2  |    | 5  | 13  | 1  | .239 | .397 | .609 |
| Carew        | MIN  | 12 | 35 | 6  | 8  | 2  |    | 2  | 4   |    | .229 | .289 | .457 |
| Killebrew    | MIN  | 12 | 33 | 5  | 7  | 1  |    | 4  | 9   |    | .212 | .480 | .606 |
| Mincher      | SEA  | 11 | 38 | 3  | 8  | 1  |    | 3  | 6   | 1  | .211 | .225 | .474 |
| Piniella     | KCR  | 10 | 36 | 4  | 7  | 1  |    | 1  | 3   |    | .194 | .237 | .306 |
| Melton       | CHI  | 12 | 42 | 6  | 8  | 3  |    |    | 1   |    | .190 | .244 | .262 |
| Murcer       | NYN  | 16 | 65 | 6  | 10 | 4  |    | 3  | 6   |    | .154 | .247 | .354 |
| Howard       | WAS  | 17 | 65 | 3  | 8  |    |    | 2  | 4   |    | .123 | .186 | .215 |
| Fregosi      | CAL  | 12 | 45 | 1  | 4  | 1  |    |    |     |    | .089 | .180 | .111 |

Tony Horton was one of the few superstars that solved Baltimore pitching. AL MVP Harmon Killebrew drew 15 base on balls and was hit by pitches twice in 50 plate appearances.

**Americo Peter "Rico"**  
**PETROCELLI**  
(S) Shortstop (9) (3B-3)

|     |     |      |      |      |
|-----|-----|------|------|------|
| G   | AB  | R    | H    | HR   |
| 154 | 535 | 92   | 159  | 40   |
| RBI | SB  | BA   | SLG  | OBP  |
| 97  | 3   | .297 | .589 | .403 |

|        |        |        |
|--------|--------|--------|
| 11- 1  | 31- 9  | 51- 9  |
| 12- 25 | 32- 26 | 52- 27 |
| 13- 14 | 33- 6  | 53- 18 |
| 14- 30 | 34- 31 | 54- 32 |
| 15- 8  | 35- 39 | 55- 8  |
| 16- 28 | 36- 14 | 56- 34 |
| 21- 30 | 41- 24 | 61- 14 |
| 22- 6  | 42- 14 | 62- 13 |
| 23- 26 | 43- 29 | 63- 31 |
| 24- 13 | 44- 7  | 64- 12 |
| 25- 8  | 45- 14 | 65- 35 |
| 26- 27 | 46- 13 | 66- 1  |

J-1

**Reginald Martinez "Reggie"**  
**JACKSON**  
(F) Outfielder (1)

|     |     |      |      |      |
|-----|-----|------|------|------|
| G   | AB  | R    | H    | HR   |
| 152 | 549 | 123  | 151  | 47   |
| RBI | SB  | BA   | SLG  | OBP  |
| 118 | 13  | .275 | .608 | .410 |

|           |           |           |
|-----------|-----------|-----------|
| 11- 1-1   | 31- 14-6  | 51- 9-6   |
| 12- 25-11 | 32- 26-11 | 52- 27-11 |
| 13- 14-6  | 33- 0-1   | 53- 17-6  |
| 14- 30-11 | 34- 31-11 | 54- 32-11 |
| 15- 8-2   | 35- 42-6  | 55- 8-2   |
| 16- 28-6  | 36- 14-6  | 56- 34-6  |
| 21- 13-6  | 41- 28-6  | 61- 40-6  |
| 22- 0-1   | 42- 14-6  | 62- 13-6  |
| 23- 29-6  | 43- 29-6  | 63- 13-6  |
| 24- 13-6  | 44- 0-1   | 64- 12-6  |
| 25- 9-6   | 45- 14-6  | 65- 35-11 |
| 26- 13-6  | 46- 13-6  | 66- 1-1   |

J-1

**Harmon Clayton "Killer"**  
**KILLEBREW**  
(S) Thirdbaseman (3) (1B-3)

|     |     |      |      |      |
|-----|-----|------|------|------|
| G   | AB  | R    | H    | HR   |
| 162 | 555 | 106  | 153  | 49   |
| RBI | SB  | BA   | SLG  | OBP  |
| 140 | 8   | .276 | .584 | .427 |

|           |           |           |
|-----------|-----------|-----------|
| 11- 1-1   | 31- 14-2  | 51- 9-2   |
| 12- 25-11 | 32- 26-11 | 52- 27-11 |
| 13- 14-6  | 33- 0-1   | 53- 18-6  |
| 14- 30-11 | 34- 31-11 | 54- 32-11 |
| 15- 8-1   | 35- 39-6  | 55- 8-1   |
| 16- 28-6  | 36- 14-6  | 56- 34-6  |
| 21- 30-6  | 41- 24-11 | 61- 22-6  |
| 22- 0-1   | 42- 14-6  | 62- 14-6  |
| 23- 26-6  | 43- 29-6  | 63- 13-6  |
| 24- 13-6  | 44- 8-1   | 64- 12-6  |
| 25- 9-1   | 45- 14-6  | 65- 35-7  |
| 26- 14-6  | 46- 13-6  | 66- 1-1   |

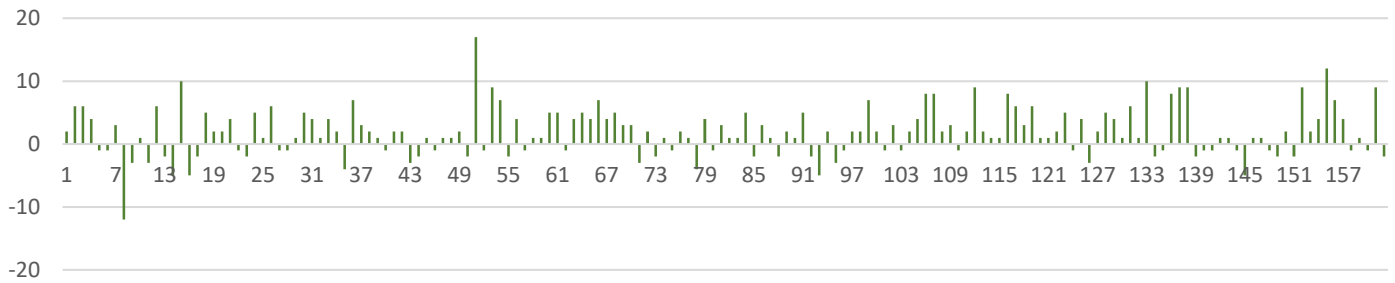
J-0

**Game 108: Kansas City (Nelson) and Baltimore (Hardin)**

Dave Johnson plays long ball in the 2<sup>nd</sup> inning. Orioles 1-0. The Royals answer in the 6<sup>th</sup> on a Lou Piniella RBI single. Game tied 1-1.

No more scoring until the bottom of the 15<sup>th</sup> with two outs: Tom "Bugs" Burgmeier on the mound. Frank Robinson singles and Boog Powell walks off with a game winning home run. Orioles 3-1 final.

## Scoring Margin



|            | R   | H     | HR  | BB  | SO   | HBP | PA    | SO/W  |
|------------|-----|-------|-----|-----|------|-----|-------|-------|
| BALTIMORE  | 771 | 1,378 | 185 | 656 | 892  | 39  | 6,373 | 1.36  |
| OPPONENTS  | 460 | 961   | 130 | 463 | 954  | 38  | 5,870 | 2.06  |
| DIFFERENCE | 311 | 417   | 55  | 193 | (62) | 1   | 503   | -0.70 |

Overall, the Orioles exhibited a ton of productivity, outscoring (+68%), outhitting (+43%) and out-homer (+42%) their opponents. The Orioles struck out 6% less and walked 42% more than their opponents.

### Game 113: Minnesota (Perry) at Baltimore (Cuellar)

After nine complete, the game is tied 1-1.

The Twins have ace closer Ron Perranoski (A\*) on the mound. Perranoski completed the year with 31 saves. Elrod Hendricks flies out, Mark Belanger singles and Curt Motton, pinch-hitting for Mike Cuellar, homers to harvest another walk-off win for the birds.



**All Star Game – July 23, 1969 – Robert F. Kennedy Stadium – Washington, D.C.**

Reggie Jackson and Frank Robinson draw back-to-backs walks versus Steve Carlton in the first. Jackson and Robinson double steal, then Frank "Hondo" Howard drives them home with a triple. AL: 2-0 after 1.

Cleon Jones singles off Mel Stottlemyre, then Johnny Bench homers. Tied: 2-2 after 2.

Jones singles again in the fourth, then Felix Millan takes Denny McLain deep. Paul Blair sacrifices in Bill Freehan. 4-3 Nationals after 4.


Pete Rose leads off the sixth, stretching a single to a double. Randy Hundley singles Rose home. Nationals 5-3 after 6.

Nationals open the 8<sup>th</sup> with Hundley reaching first on rare error by thirdbaseman Brooks Robinson. Two singles, and three walks later, Sam McDowell is sent to the showers. Nationals 10-3 after 8.

Phil Niekro keeps the Americans scoreless in the ninth and the Nationals celebrate with a 10-3 win.

Frank Howard flexed his .574 slugging percentage with a double and triple, the only player in the game with 2 hits.

Johnny Bench homered both in the replay and in the actual game, both off Mel Stottlemyre!



| National  | PA | AB | R  | H | 2B | 3B | HR | BI | TB | SB | BB | SO | DP | HP | SH | RE | ER | American    | PA | AB | R | H | 2B | 3B | HR | BI | TB | SB | BB | SO | DP | HP | SH | RE | ER |
|-----------|----|----|----|---|----|----|----|----|----|----|----|----|----|----|----|----|----|-------------|----|----|---|---|----|----|----|----|----|----|----|----|----|----|----|----|----|
| Alou      | 2  | 1  |    |   |    |    |    |    |    |    | 1  |    |    |    |    |    |    | Carew       | 2  | 2  |   |   |    |    |    |    |    |    | 1  |    |    |    |    |    |    |
| Clemente  | 4  | 4  | 1  | 1 |    |    |    | 2  | 1  |    |    | 1  |    |    |    |    |    | Andrews     | 3  | 3  |   |   |    |    |    |    |    |    |    |    |    |    |    |    |    |
| Kessinger | 2  | 1  |    |   |    |    |    |    |    |    | 1  |    |    |    |    | 1  |    | Jackson     | 2  | 1  | 1 |   |    |    |    |    |    | 1  | 2  |    |    |    |    |    |    |
| Menke     | 4  | 3  | 1  |   |    |    |    |    |    |    |    | 1  | 2  |    |    |    |    | Yastrzemski | 3  | 2  |   |   |    |    |    |    |    |    | 1  |    |    |    |    |    |    |
| Aaron     | 5  | 4  |    |   |    |    |    |    |    |    | 1  | 2  |    |    |    |    |    | F. Robinson | 2  | 1  | 1 |   |    |    |    |    |    | 1  | 1  |    |    |    |    |    |    |
| McCovey   | 2  | 2  |    |   |    |    |    |    |    |    |    |    |    |    |    |    |    | Blair       | 3  | 2  |   |   |    |    |    | 1  |    |    |    |    |    | 1  |    |    |    |
| May       | 3  | 1  |    | 1 |    |    |    | 1  | 1  |    | 2  |    |    |    |    |    |    | Powell      | 4  | 4  |   | 1 |    |    |    |    | 1  |    |    | 2  |    |    |    |    |    |
| Santo     | 2  | 2  |    |   |    |    |    |    |    |    |    |    |    |    |    |    |    | Kaline      | 1  | 1  |   |   |    |    |    |    |    |    |    |    |    |    |    |    |    |
| Perez     | 3  | 2  |    |   |    |    |    | 1  |    |    | 1  |    |    |    |    |    |    | Howard      | 2  | 2  |   | 2 | 1  | 1  |    | 2  | 5  |    |    |    |    |    |    |    |    |
| C. Jones  | 2  | 1  | 2  | 1 |    |    |    |    | 1  |    | 1  |    |    |    |    |    |    | Smith       | 3  | 2  |   |   |    |    |    |    |    | 1  |    |    |    |    |    |    |    |
| Rose      | 3  | 2  | 1  | 1 | 1  |    |    | 1  | 2  |    |    |    |    |    | 1  |    |    | Bando       | 2  | 2  |   |   |    |    |    |    |    |    | 2  |    |    |    |    |    |    |
| Bench     | 2  | 2  | 1  | 1 |    |    |    | 1  | 2  | 4  |    |    |    |    |    |    |    | B. Robinson | 3  | 2  |   |   |    |    |    |    |    | 1  |    |    |    |    |    | 1  |    |
| Hundley   | 3  | 3  | 1  | 1 |    |    |    |    | 1  | 1  |    |    |    |    |    | 1  |    | Petrocelli  | 2  | 1  |   |   |    |    |    |    |    | 1  |    |    |    |    |    | 1  |    |
| Millan    | 2  | 2  | 1  | 1 |    |    |    | 1  | 2  | 4  |    |    |    |    |    |    |    | Fregosi     | 2  | 2  |   | 1 |    |    |    |    | 1  |    |    |    |    |    |    |    |    |
| Beckert   | 3  | 3  | 1  | 1 |    |    |    |    | 1  |    |    |    |    |    |    |    | 1  | Freehan     | 2  | 2  | 1 | 1 |    |    |    |    | 1  |    |    | 1  |    |    |    |    |    |
| Carlton   | 1  | 1  |    |   |    |    |    |    |    |    |    |    |    |    |    |    |    | Roseboro    | 2  | 2  |   |   |    |    |    |    |    |    |    |    |    |    |    |    |    |
| Mays      | 1  | 1  |    |   |    |    |    |    |    |    |    | 1  |    |    |    |    |    | White       | 1  | 1  |   | 1 | 1  |    |    |    | 2  |    |    |    |    |    |    |    |    |
| Banks     | 1  | 1  |    |   |    |    |    |    |    |    |    | 1  |    |    |    |    |    | May         | 1  | 1  |   | 1 |    |    |    |    | 1  |    |    |    |    |    |    |    |    |
| Wynn      | 1  |    | 1  |   |    |    |    |    |    |    | 1  |    |    |    |    |    |    | Killebrew   | 1  | 1  |   |   |    |    |    |    |    |    |    |    |    |    |    |    |    |
| Stargel   | 1  |    |    |   |    |    |    |    |    |    | 1  |    |    |    |    |    |    | Mincher     | 1  | 1  |   |   |    |    |    |    |    |    |    |    |    |    |    | 1  |    |
| Gibson    |    |    |    |   |    |    |    |    |    |    |    |    |    |    |    |    |    | Stottlemyre |    |    |   |   |    |    |    |    |    |    |    |    |    |    |    |    |    |
| Singer    |    |    |    |   |    |    |    |    |    |    |    |    |    |    |    |    |    | Knowles     |    |    |   |   |    |    |    |    |    |    |    |    |    |    |    |    |    |
| Koosman   |    |    |    |   |    |    |    |    |    |    |    |    |    |    |    |    |    | McLain      |    |    |   |   |    |    |    |    |    |    |    |    |    |    |    |    |    |
| Niekro    |    |    |    |   |    |    |    |    |    |    |    |    |    |    |    |    |    | McNally     |    |    |   |   |    |    |    |    |    |    |    |    |    |    |    |    |    |
|           |    |    |    |   |    |    |    |    |    |    |    |    |    |    |    |    |    | McDowell    |    |    |   |   |    |    |    |    |    |    |    |    |    |    |    |    |    |
|           |    |    |    |   |    |    |    |    |    |    |    |    |    |    |    |    |    | Odom        |    |    |   |   |    |    |    |    |    |    |    |    |    |    |    |    |    |
| Totals    | 47 | 36 | 10 | 8 | 1  | 0  | 2  | 10 | 15 | 0  | 10 | 7  | 0  | 0  | 1  | 2  | 1  | Totals      | 42 | 34 | 3 | 7 | 2  | 1  | 0  | 3  | 11 | 2  | 7  | 6  | 0  | 0  | 1  | 1  | 2  |

| National | IP | H | R | ER | HR | BB | SO | HP | WP | BK | BF | W | L | SV | GS | GF | CG | American    | IP  | H | R  | ER | HR | BB | SO | HP | WP | BK | BF | W | L | SV | GS | GF | CG |
|----------|----|---|---|----|----|----|----|----|----|----|----|---|---|----|----|----|----|-------------|-----|---|----|----|----|----|----|----|----|----|----|---|---|----|----|----|----|
| Carlton  | 3  | 3 | 2 | 2  |    | 4  | 6  |    |    |    | 16 |   |   |    | 1  |    |    | Stottlemyre | 2   | 2 | 2  | 2  | 1  | 1  | 1  |    |    |    | 10 |   |   | 1  |    |    |    |
| Gibson   | 1  | 2 | 1 | 1  |    | 1  |    |    |    |    | 6  | 1 |   |    |    |    |    | Knowles     | 1   |   |    |    |    | 1  |    |    |    | 4  |    |   |   |    |    |    |    |
| Singer   | 1  | 1 |   |    |    | 1  |    |    |    |    | 5  |   |   |    |    |    |    | McLain      | 1   | 1 | 2  | 2  | 1  | 1  | 1  |    |    | 5  | 1  |   |   |    |    |    |    |
| Koosman  | 3  | 1 |   |    |    |    |    |    |    |    | 11 |   |   |    |    |    |    | McNally     | 1   | 1 |    |    |    | 1  |    |    | 4  |    |    |   |   |    |    |    |    |
| Niekro   | 1  |   |   |    |    | 1  |    |    |    |    | 4  |   |   |    |    | 1  |    | McDowell    | 2.1 | 4 | 6  | 4  |    | 5  | 4  |    |    | 17 |    |   |   |    |    |    |    |
|          |    |   |   |    |    |    |    |    |    |    |    |   |   |    |    |    |    | Odom        | 1.2 |   |    |    |    | 2  |    |    |    | 7  |    |   |   |    |    | 1  |    |
| Totals   | 9  | 7 | 3 | 3  | 0  | 7  | 6  | 0  | 0  | 0  | 42 | 1 | 0 | 0  | 1  | 1  | 0  | Totals      | 9   | 8 | 10 | 8  | 2  | 10 | 7  | 0  | 0  | 0  | 47 | 0 | 1 | 0  | 1  | 1  | 0  |

| Replay   | R  | H | E |
|----------|----|---|---|
| National | 10 | 8 | 1 |
| American | 3  | 7 | 2 |

| Actual   | R | H  | E |
|----------|---|----|---|
| National | 9 | 11 | 0 |
| American | 3 | 6  | 2 |

| Final Batting | G   | AB  | R   | H   | 2B | 3B | HR | RBI | SB | CS | BB | SO | GDP | HBP | SAC | ROE | BA   | OBP  | SLG  |
|---------------|-----|-----|-----|-----|----|----|----|-----|----|----|----|----|-----|-----|-----|-----|------|------|------|
| <b>Blair</b>  | 157 | 633 | 106 | 184 | 32 | 5  | 33 | 110 | 16 | 1  | 33 | 99 | 13  | 2   | 5   | 3   | .291 | .325 | .513 |
| 1969          | 150 | 625 | 102 | 178 | 32 | 5  | 26 | 76  | 20 | 6  | 40 | 72 | 11  | 2   | 18  | 6   | .285 | .327 | .477 |

Paul Blair led the team in at-bats, plate appearances, hits, triples, power/speed, total bases and strikeouts. Blair also had the highest extra base hit percentage (10.4%) and highest percentage of extra base hits to hits (38.0%) among the starters.

| Final Batting     | G   | AB  | R  | H   | 2B | 3B | HR | RBI | SB | CS | BB | SO | GDP | HBP | SAC | ROE | BA   | OBP  | SLG  |
|-------------------|-----|-----|----|-----|----|----|----|-----|----|----|----|----|-----|-----|-----|-----|------|------|------|
| <b>B.Robinson</b> | 159 | 605 | 63 | 114 | 15 | 2  | 23 | 73  | 0  | 0  | 63 | 68 | 20  | 1   | 2   | 12  | .188 | .265 | .334 |
| 1969              | 156 | 598 | 73 | 140 | 21 | 3  | 23 | 84  | 2  | 1  | 56 | 55 | 19  | 3   | 13  | 10  | .234 | .298 | .395 |

Brooks Robinson led the team in games played and most grounded into double plays. Robinson lagged his batting average by .046 but matched his home run total.

| Final Batting | G   | AB  | R   | H   | 2B | 3B | HR | RBI | SB | CS | BB  | SO | GDP | HBP | SAC | ROE | BA   | OBP  | SLG  |
|---------------|-----|-----|-----|-----|----|----|----|-----|----|----|-----|----|-----|-----|-----|-----|------|------|------|
| <b>Buford</b> | 144 | 556 | 107 | 163 | 24 | 2  | 12 | 74  | 18 | 3  | 101 | 75 | 7   | 6   | 7   | 6   | .293 | .403 | .408 |
| 1969          | 144 | 554 | 99  | 161 | 31 | 3  | 11 | 64  | 19 | 18 | 96  | 62 | 5   | 5   | 8   | 7   | .291 | .397 | .417 |

Don Buford led the team in runs, stolen bases and base on balls. Buford closely matched his batting average, slugging and on-base percentages.

**Paul L.D. BLAIR**  
(F) Outfielder (3)

|     |     |      |      |      |
|-----|-----|------|------|------|
| G   | AB  | R    | H    | HR   |
| 150 | 625 | 102  | 178  | 26   |
| RBI | SB  | BA   | SLG  | OBP  |
| 76  | 20  | .285 | .477 | .327 |

|          |          |          |
|----------|----------|----------|
| 11- 0-1  | 31- 9-6  | 51- 8-6  |
| 12- 25-7 | 32- 26-7 | 52- 27-7 |
| 13- 40-6 | 33- 0-1  | 53- 16-6 |
| 14- 30-7 | 34- 31-7 | 54- 32-7 |
| 15- 11-2 | 35- 9-6  | 55- 8-2  |
| 16- 28-6 | 36- 14-6 | 56- 34-6 |
| 21- 30-6 | 41- 24-7 | 61- 32-6 |
| 22- 0-1  | 42- 13-6 | 62- 13-6 |
| 23- 26-6 | 43- 29-7 | 63- 31-6 |
| 24- 13-6 | 44- 8-2  | 64- 12-6 |
| 25- 8-6  | 45- 14-6 | 65- 35-7 |
| 26- 27-6 | 46- 29-6 | 66- 1-1  |

J-1

**Brooks Calbert, Jr. "B. Robbie" ROBINSON**  
(S) Thirdbaseman (6)

|     |     |      |      |      |
|-----|-----|------|------|------|
| G   | AB  | R    | H    | HR   |
| 156 | 598 | 73   | 140  | 23   |
| RBI | SB  | BA   | SLG  | OBP  |
| 84  | 2   | .234 | .395 | .298 |

|          |          |          |
|----------|----------|----------|
| 11- 0-1  | 31- 14-6 | 51- 9-6  |
| 12- 25-7 | 32- 26-7 | 52- 27-7 |
| 13- 14-6 | 33- 0-1  | 53- 19-6 |
| 14- 30-7 | 34- 31-7 | 54- 32-7 |
| 15- 8-2  | 35- 39-6 | 55- 8-2  |
| 16- 28-6 | 36- 33-6 | 56- 34-6 |
| 21- 30-6 | 41- 24-7 | 61- 24-6 |
| 22- 8-1  | 42- 13-6 | 62- 13-6 |
| 23- 26-6 | 43- 29-7 | 63- 31-6 |
| 24- 31-6 | 44- 8-2  | 64- 12-6 |
| 25- 9-6  | 45- 14-6 | 65- 35-7 |
| 26- 32-6 | 46- 32-6 | 66- 1-1  |

J-1

**Donald Alvin "Don" BUFORD**  
(F) Outfielder (1) (2B-6) (3B-4)

|     |     |      |      |      |
|-----|-----|------|------|------|
| G   | AB  | R    | H    | HR   |
| 144 | 554 | 99   | 161  | 11   |
| RBI | SB  | BA   | SLG  | OBP  |
| 64  | 19  | .291 | .417 | .397 |

|          |          |          |
|----------|----------|----------|
| 11- 0-1  | 31- 9-6  | 51- 9-2  |
| 12- 25-7 | 32- 26-7 | 52- 27-7 |
| 13- 14-6 | 33- 0-1  | 53- 15-6 |
| 14- 30-7 | 34- 31-7 | 54- 32-7 |
| 15- 11-1 | 35- 14-6 | 55- 8-1  |
| 16- 28-6 | 36- 33-6 | 56- 13-6 |
| 21- 30-6 | 41- 28-8 | 61- 40-6 |
| 22- 7-1  | 42- 14-6 | 62- 14-6 |
| 23- 27-6 | 43- 29-6 | 63- 31-6 |
| 24- 13-6 | 44- 8-1  | 64- 12-6 |
| 25- 8-2  | 45- 14-6 | 65- 35-8 |
| 26- 29-6 | 46- 29-6 | 66- 0-1  |

J-1

**Game 127: Baltimore (Hardin) at Oakland (Odom)**

The Orioles strike first on a 2-run homer by Paul Blair in the 3<sup>rd</sup>.

The Athletics power back on a homer by Reggie Jackson in the 6<sup>th</sup> and two singles and two doubles in the 7<sup>th</sup> to take a 4-2 lead.

Blue Moon Odom (A YW) and Jim Roland (A\* YW) combine to give up 4 walks and 3 hits in the top of the ninth resulting in 4 runs. Pete Richert closes with a save and the Orioles post another come-from-behind win.

| Final Batting     | G          | AB         | R          | H          | 2B        | 3B       | HR        | RBI        | SB       | CS       | BB        | SO        | GDP      | HBP       | SAC      | ROE      | BA          | OBP         | SLG         |
|-------------------|------------|------------|------------|------------|-----------|----------|-----------|------------|----------|----------|-----------|-----------|----------|-----------|----------|----------|-------------|-------------|-------------|
| <b>F.Robinson</b> | <b>153</b> | <b>530</b> | <b>100</b> | <b>165</b> | <b>16</b> | <b>4</b> | <b>29</b> | <b>100</b> | <b>9</b> | <b>3</b> | <b>93</b> | <b>81</b> | <b>8</b> | <b>23</b> | <b>4</b> | <b>4</b> | <b>.311</b> | <b>.432</b> | <b>.521</b> |
| 1969              | 148        | 539        | 111        | 166        | 19        | 5        | 32        | 100        | 9        | 3        | 88        | 62        | 12       | 13        | 3        | 6        | .308        | .415        | .540        |

Frank Robinson led the team in hit by pitches, batting average, on-base percentage, slugging percentage and OPS. Frank matched hits, RBI's, stolen bases, caught stealing and BA very closely.

**Frank "F. Robbie"**  
**ROBINSON**  
 (F) Outfielder (2) (1B-2)

|     |     |      |      |      |
|-----|-----|------|------|------|
| G   | AB  | R    | H    | HR   |
| 148 | 539 | 111  | 166  | 32   |
| RBI | SB  | BA   | SLG  | OBP  |
| 100 | 9   | .308 | .540 | .415 |

|     |    |     |    |     |    |
|-----|----|-----|----|-----|----|
| 11- | 5  | 31- | 9  | 51- | 9  |
| 12- | 25 | 32- | 26 | 52- | 27 |
| 13- | 14 | 33- | 5  | 53- | 17 |
| 14- | 30 | 34- | 31 | 54- | 32 |
| 15- | 10 | 35- | 14 | 55- | 8  |
| 16- | 28 | 36- | 33 | 56- | 14 |
| 21- | 30 | 41- | 24 | 61- | 42 |
| 22- | 7  | 42- | 14 | 62- | 40 |
| 23- | 26 | 43- | 29 | 63- | 31 |
| 24- | 13 | 44- | 7  | 64- | 12 |
| 25- | 8  | 45- | 14 | 65- | 35 |
| 26- | 13 | 46- | 13 | 66- | 1  |
| J-1 |    |     |    |     |    |



| Final Batting | G          | AB         | R         | H          | 2B        | 3B       | HR        | RBI        | SB       | CS       | BB        | SO        | GDP       | HBP      | SAC      | ROE       | BA          | OBP         | SLG         |
|---------------|------------|------------|-----------|------------|-----------|----------|-----------|------------|----------|----------|-----------|-----------|-----------|----------|----------|-----------|-------------|-------------|-------------|
| <b>Powell</b> | <b>147</b> | <b>542</b> | <b>69</b> | <b>144</b> | <b>18</b> | <b>0</b> | <b>36</b> | <b>122</b> | <b>0</b> | <b>3</b> | <b>55</b> | <b>78</b> | <b>17</b> | <b>0</b> | <b>4</b> | <b>24</b> | <b>.266</b> | <b>.331</b> | <b>.498</b> |
| 1969          | 152        | 533        | 83        | 162        | 25        | 0        | 37        | 121        | 1        | 1        | 72        | 76        | 18        | 1        | 9        | 5         | .304        | .383        | .559        |

Boog Powell led the team in home runs, RBI's and reached on errors. Boog lagged his BA by .038 but closely matched his homer and RBI output.

**John Wesley "Boog"**  
**POWELL**  
 (S) Thirdbaseman (4)

|     |     |      |      |      |
|-----|-----|------|------|------|
| G   | AB  | R    | H    | HR   |
| 152 | 533 | 83   | 162  | 37   |
| RBI | SB  | BA   | SLG  | OBP  |
| 121 | 1   | .304 | .559 | .383 |

|     |      |     |      |     |      |
|-----|------|-----|------|-----|------|
| 11- | 1-1  | 31- | 9-6  | 51- | 8-6  |
| 12- | 25-7 | 32- | 26-7 | 52- | 27-7 |
| 13- | 14-6 | 33- | 0-6  | 53- | 20-6 |
| 14- | 30-7 | 34- | 31-7 | 54- | 32-7 |
| 15- | 8-6  | 35- | 9-6  | 55- | 8-6  |
| 16- | 28-6 | 36- | 14-6 | 56- | 34-6 |
| 21- | 32-6 | 41- | 24-8 | 61- | 24-6 |
| 22- | 0-6  | 42- | 14-6 | 62- | 37-6 |
| 23- | 32-6 | 43- | 29-6 | 63- | 13-6 |
| 24- | 13-6 | 44- | 7-6  | 64- | 12-6 |
| 25- | 8-6  | 45- | 14-6 | 65- | 35-8 |
| 26- | 41-6 | 46- | 13-6 | 66- | 1-1  |
| J-1 |      |     |      |     |      |

| Final Batting   | G          | AB         | R         | H          | 2B        | 3B       | HR       | RBI       | SB        | CS       | BB        | SO        | GDP       | HBP      | SAC      | ROE       | BA          | OBP         | SLG         |
|-----------------|------------|------------|-----------|------------|-----------|----------|----------|-----------|-----------|----------|-----------|-----------|-----------|----------|----------|-----------|-------------|-------------|-------------|
| <b>Belanger</b> | <b>151</b> | <b>540</b> | <b>64</b> | <b>142</b> | <b>20</b> | <b>4</b> | <b>0</b> | <b>47</b> | <b>10</b> | <b>1</b> | <b>47</b> | <b>68</b> | <b>13</b> | <b>0</b> | <b>7</b> | <b>21</b> | <b>.263</b> | <b>.318</b> | <b>.315</b> |
| 1969            | 150        | 530        | 76        | 152        | 17        | 4        | 2        | 50        | 14        | 6        | 53        | 54        | 13        | 2        | 9        | 8         | .287        | .351        | .345        |

Mark Belanger undershot his BA by .024, but excelled in doubles and matched his triple and GDP totals.

| Final Batting  | G          | AB         | R         | H          | 2B        | 3B       | HR       | RBI       | SB       | CS       | BB        | SO        | GDP       | HBP      | SAC      | ROE       | BA          | OBP         | SLG         |
|----------------|------------|------------|-----------|------------|-----------|----------|----------|-----------|----------|----------|-----------|-----------|-----------|----------|----------|-----------|-------------|-------------|-------------|
| <b>Johnson</b> | <b>143</b> | <b>508</b> | <b>52</b> | <b>136</b> | <b>40</b> | <b>0</b> | <b>7</b> | <b>42</b> | <b>2</b> | <b>5</b> | <b>72</b> | <b>49</b> | <b>14</b> | <b>0</b> | <b>2</b> | <b>13</b> | <b>.268</b> | <b>.357</b> | <b>.388</b> |
| 1969           | 142        | 511        | 52        | 143        | 34        | 1        | 7        | 57        | 3        | 4        | 57        | 52        | 16        | 3        | 9        | 7         | .280        | .351        | .391        |

Dave Johnson matched his run and home run totals and excelled in two-baggers.

| Final Batting    | G         | AB         | R         | H         | 2B       | 3B       | HR        | RBI       | SB       | CS       | BB        | SO        | GDP      | HBP      | SAC      | ROE       | BA          | OBP         | SLG         |
|------------------|-----------|------------|-----------|-----------|----------|----------|-----------|-----------|----------|----------|-----------|-----------|----------|----------|----------|-----------|-------------|-------------|-------------|
| <b>Hendricks</b> | <b>98</b> | <b>307</b> | <b>47</b> | <b>73</b> | <b>3</b> | <b>0</b> | <b>16</b> | <b>41</b> | <b>0</b> | <b>2</b> | <b>41</b> | <b>56</b> | <b>6</b> | <b>1</b> | <b>2</b> | <b>14</b> | <b>.238</b> | <b>.328</b> | <b>.404</b> |
| 1969             | 105       | 295        | 36        | 72        | 5        | 0        | 12        | 38        | 0        | 1        | 39        | 44        | 3        | 2        | 3        | 5         | .244        | .333        | .383        |

Ellie Hendricks excelled in home runs. Hendricks shared backstop duties with Etchebarren and Dalrymple.

**Mark Henry "Blade"**  
**BELANGER**  
(F) Shortstop (9)

| G   | AB  | R    | H    | HR   |
|-----|-----|------|------|------|
| 150 | 530 | 76   | 152  | 2    |
| RBI | SB  | BA   | SLG  | OBP  |
| 50  | 14  | .287 | .345 | .351 |

|     |       |     |       |     |       |
|-----|-------|-----|-------|-----|-------|
| 11- | 0-1   | 31- | 9-6   | 51- | 8-6   |
| 12- | 25-11 | 32- | 26-11 | 52- | 27-11 |
| 13- | 14-6  | 33- | 7-2   | 53- | 18-6  |
| 14- | 30-11 | 34- | 31-11 | 54- | 32-11 |
| 15- | 10-4  | 35- | 9-6   | 55- | 8-2   |
| 16- | 28-11 | 36- | 33-6  | 56- | 13-6  |
| 21- | 32-6  | 41- | 24-7  | 61- | 23-6  |
| 22- | 7-2   | 42- | 14-6  | 62- | 39-6  |
| 23- | 26-6  | 43- | 29-7  | 63- | 31-6  |
| 24- | 13-11 | 44- | 7-2   | 64- | 12-6  |
| 25- | 8-6   | 45- | 14-6  | 65- | 35-8  |
| 26- | 27-6  | 46- | 29-6  | 66- | 0-1   |
| J-1 |       |     |       |     |       |

**David Allen "Rook"**  
**JOHNSON**  
Secondbaseman (8) (SS-6)

| G   | AB  | R    | H    | HR   |
|-----|-----|------|------|------|
| 142 | 511 | 52   | 143  | 7    |
| RBI | SB  | BA   | SLG  | OBP  |
| 57  | 3   | .280 | .391 | .351 |

|     |      |     |      |     |      |
|-----|------|-----|------|-----|------|
| 11- | 0-1  | 31- | 9-6  | 51- | 9-6  |
| 12- | 25-7 | 32- | 26-7 | 52- | 27-7 |
| 13- | 14-6 | 33- | 0-1  | 53- | 19-6 |
| 14- | 30-6 | 34- | 31-6 | 54- | 32-6 |
| 15- | 8-6  | 35- | 14-6 | 55- | 8-3  |
| 16- | 28-6 | 36- | 33-6 | 56- | 13-6 |
| 21- | 30-6 | 41- | 24-8 | 61- | 24-6 |
| 22- | 7-1  | 42- | 14-6 | 62- | 36-6 |
| 23- | 26-6 | 43- | 29-7 | 63- | 31-6 |
| 24- | 13-6 | 44- | 7-1  | 64- | 12-6 |
| 25- | 8-6  | 45- | 14-6 | 65- | 35-8 |
| 26- | 32-6 | 46- | 27-6 | 66- | 0-1  |
| J-1 |      |     |      |     |      |

**Elrod Jerome "Ellie"**  
**HENDRICKS**  
(S) Catcher (6) (1B-2)

| G   | AB  | R    | H    | HR   |
|-----|-----|------|------|------|
| 105 | 295 | 36   | 72   | 12   |
| RBI | SB  | BA   | SLG  | OBP  |
| 38  | 0   | .244 | .383 | .333 |

|     |    |     |    |     |    |
|-----|----|-----|----|-----|----|
| 11- | 5  | 31- | 14 | 51- | 9  |
| 12- | 25 | 32- | 26 | 52- | 27 |
| 13- | 14 | 33- | 7  | 53- | 18 |
| 14- | 30 | 34- | 31 | 54- | 32 |
| 15- | 8  | 35- | 14 | 55- | 8  |
| 16- | 28 | 36- | 33 | 56- | 34 |
| 21- | 13 | 41- | 26 | 61- | 36 |
| 22- | 7  | 42- | 22 | 62- | 38 |
| 23- | 29 | 43- | 29 | 63- | 32 |
| 24- | 13 | 44- | 8  | 64- | 12 |
| 25- | 9  | 45- | 14 | 65- | 35 |
| 26- | 13 | 46- | 13 | 66- | 1  |
| J-3 |    |     |    |     |    |

**Game 143: Boston (Nagy) at Baltimore (Palmer)**

Rico Petrocelli homers for the Red Sox in the 2<sup>nd</sup>. The Orioles respond with a manufactured run and tie the game 1-1 after 2.

Back to back Buford/Blair doubles put the birds on top 2-1. Boston quickly responds in the 6<sup>th</sup> as Petrocelli singles home Reggie Smith. Tied 2-2 after 6.

No more scoring and the game goes to extra innings.

A two-out single by Frank Robinson in the bottom of the 11<sup>th</sup> gives Baltimore a late season extra inning win.

| Final Batting | G  | AB  | R  | H  | 2B | 3B | HR | RBI | SB | CS | BB | SO | GDP | HBP | SAC | ROE | BA    | OBP   | SLG   |
|---------------|----|-----|----|----|----|----|----|-----|----|----|----|----|-----|-----|-----|-----|-------|-------|-------|
| Etchebarren   | 79 | 232 | 23 | 47 | 2  | 3  | 4  | 23  | 1  | 2  | 25 | 47 | 14  | 3   | 1   | 8   | .203  | .287  | .289  |
| 1969          | 73 | 217 | 29 | 54 | 9  | 2  | 3  | 26  | 1  | 2  | 28 | 42 | 11  | 7   | 3   | 5   | .249  | .350  | .350  |
| Rettenmund    | 79 | 204 | 23 | 44 | 11 | 1  | 3  | 19  | 8  | 1  | 24 | 23 | 4   | 0   | 2   | 0   | .216  | .296  | .324  |
| 1969          | 95 | 190 | 27 | 47 | 10 | 3  | 4  | 25  | 6  | 1  | 28 | 28 | 6   | 0   | 8   | 3   | .247  | .338  | .395  |
| May           | 73 | 126 | 17 | 26 | 5  | 0  | 4  | 18  | 3  | 0  | 9  | 19 | 1   | 0   | 1   | 5   | .206  | .257  | .341  |
| 1969          | 78 | 120 | 8  | 29 | 6  | 0  | 3  | 10  | 2  | 1  | 9  | 23 | 5   | 2   | 0   | 0   | .242  | .305  | .367  |
| Salmon        | 51 | 102 | 24 | 32 | 5  | 0  | 7  | 22  | 0  | 0  | 13 | 21 | 2   | 3   | 1   | 2   | .314  | .403  | .569  |
| 1969          | 52 | 91  | 18 | 27 | 5  | 0  | 3  | 12  | 0  | 0  | 10 | 22 | 1   | 2   | 1   | 1   | .297  | .375  | .451  |
| Motton        | 64 | 91  | 17 | 18 | 6  | 0  | 6  | 15  | 3  | 0  | 21 | 17 | 5   | 0   | 1   | 1   | .198  | .345  | .462  |
| 1969          | 56 | 89  | 15 | 27 | 6  | 0  | 6  | 21  | 3  | 1  | 13 | 10 | 0   | 1   | 1   | 2   | .303  | .398  | .573  |
| Floyd         | 40 | 94  | 5  | 18 | 5  | 0  | 0  | 3   | 0  | 0  | 7  | 21 | 3   | 0   | 0   | 2   | .191  | .248  | .245  |
| 1969          | 39 | 84  | 7  | 17 | 4  | 0  | 0  | 1   | 0  | 0  | 6  | 17 | 4   | 0   | 4   | 1   | .202  | .253  | .250  |
| Dalrymple     | 43 | 90  | 13 | 16 | 3  | 0  | 3  | 9   | 1  | 0  | 14 | 11 | 8   | 0   | 1   | 3   | .178  | .286  | .311  |
| 1969          | 37 | 80  | 8  | 19 | 1  | 1  | 3  | 6   | 0  | 0  | 13 | 8  | 6   | 0   | 1   | 0   | .238  | .340  | .388  |
| Crowley       | 21 | 25  | 5  | 8  | 0  | 0  | 0  | 4   | 0  | 0  | 4  | 7  | 0   | 0   | 1   | 0   | .320  | .400  | .320  |
| 1969          | 7  | 18  | 2  | 6  | 0  | 0  | 0  | 3   | 0  | 0  | 1  | 4  | 0   | 0   | 1   | 0   | .333  | .350  | .333  |
| Cuellar       | 39 | 107 | 8  | 10 | 0  | 4  | 0  | 5   | 0  | 0  | 2  | 43 | 1   | 0   | 6   | 8   | .093  | .104  | .168  |
| 1969          | 39 | 103 | 6  | 12 | 1  | 2  | 0  | 5   | 0  | 0  | 0  | 43 | 0   | 0   | 10  | 1   | .117  | .114  | .165  |
| McNally       | 42 | 80  | 9  | 6  | 2  | 0  | 2  | 6   | 0  | 1  | 13 | 33 | 3   | 0   | 5   | 4   | .075  | .194  | .175  |
| 1969          | 41 | 94  | 4  | 8  | 2  | 0  | 1  | 5   | 0  | 0  | 8  | 39 | 1   | 0   | 8   | 0   | .085  | .157  | .138  |
| Phoebus       | 35 | 56  | 5  | 9  | 3  | 0  | 0  | 7   | 0  | 0  | 3  | 12 | 0   | 0   | 11  | 2   | .161  | .171  | .214  |
| 1969          | 35 | 75  | 8  | 15 | 2  | 0  | 0  | 4   | 0  | 0  | 3  | 26 | 4   | 0   | 5   | 2   | .200  | .231  | .227  |
| Palmer        | 27 | 56  | 8  | 10 | 3  | 0  | 0  | 7   | 0  | 1  | 11 | 25 | 3   | 0   | 6   | 0   | .179  | .288  | .232  |
| 1969          | 27 | 64  | 5  | 13 | 3  | 0  | 0  | 6   | 0  | 0  | 3  | 30 | 1   | 0   | 3   | 0   | .203  | .235  | .250  |
| Hardin        | 25 | 47  | 2  | 5  | 0  | 0  | 0  | 2   | 0  | 0  | 2  | 11 | 2   | 0   | 1   | 1   | .106  | .140  | .106  |
| 1969          | 30 | 45  | 5  | 7  | 0  | 0  | 2  | 6   | 0  | 0  | 2  | 15 | 0   | 0   | 4   | 0   | .156  | .191  | .289  |
| Leonhard      | 34 | 17  | 1  | 1  | 0  | 0  | 0  | 0   | 0  | 0  | 1  | 3  | 0   | 0   | 5   | 2   | .059  | .087  | .059  |
| 1969          | 38 | 21  | 2  | 2  | 1  | 0  | 0  | 0   | 0  | 0  | 2  | 8  | 2   | 0   | 4   | 1   | .095  | .174  | .143  |
| Watt          | 39 | 10  | 1  | 1  | 0  | 0  | 0  | 0   | 0  | 0  | 2  | 2  | 1   | 0   | 0   | 0   | .100  | .250  | .100  |
| 1969          | 56 | 8   | 0  | 0  | 0  | 0  | 0  | 0   | 0  | 0  | 2  | 2  | 0   | 0   | 0   | 0   | .000  | .200  | .000  |
| Lopez         | 26 | 17  | 1  | 1  | 0  | 0  | 0  | 0   | 0  | 0  | 0  | 10 | 0   | 0   | 4   | 2   | .059  | .048  | .059  |
| 1969          | 27 | 14  | 2  | 3  | 0  | 0  | 0  | 0   | 0  | 0  | 3  | 5  | 0   | 0   | 2   | 0   | .214  | .353  | .214  |
| Hall          | 33 | 10  | 1  | 3  | 0  | 0  | 0  | 0   | 1  | 0  | 0  | 6  | 0   | 0   | 1   | 0   | .300  | .273  | .300  |
| 1969          | 39 | 7   | 1  | 2  | 0  | 0  | 0  | 2   | 1  | 0  | 1  | 1  | 0   | 0   | 2   | 0   | .286  | .375  | .286  |
| Richert       | 33 | 8   | 0  | 1  | 0  | 0  | 0  | 0   | 1  | 0  | 0  | 5  | 0   | 0   | 0   | 0   | .125  | .125  | .125  |
| 1969          | 44 | 8   | 0  | 1  | 0  | 0  | 0  | 0   | 1  | 0  | 0  | 4  | 0   | 0   | 2   | 0   | .125  | .125  | .125  |
| Severinsen    | 11 | 2   | 0  | 0  | 0  | 0  | 0  | 0   | 0  | 0  | 0  | 1  | 0   | 0   | 0   | 0   | .000  | .000  | .000  |
| 1969          | 12 | 3   | 0  | 1  | 0  | 0  | 0  | 0   | 0  | 0  | 0  | 1  | 0   | 0   | 1   | 0   | .333  | .333  | .333  |
| Adamson       | 6  | 0   | 0  | 0  | 0  | 0  | 0  | 0   | 0  | 0  | 0  | 0  | 0   | 0   | 0   | 0   | .000  | .000  | .000  |
| 1969          | 6  | 1   | 0  | 0  | 0  | 0  | 0  | 0   | 0  | 0  | 0  | 1  | 0   | 0   | 1   | 0   | .000  | .000  | .000  |
| Bertaina      | 3  | 2   | 0  | 1  | 0  | 0  | 0  | 0   | 0  | 0  | 0  | 0  | 0   | 0   | 0   | 0   | .500  | .500  | .500  |
| 1969          | 3  | 1   | 0  | 1  | 0  | 0  | 0  | 0   | 0  | 0  | 1  | 0  | 0   | 0   | 0   | 0   | 1.000 | 1.000 | 1.000 |
| Beene         | 2  | 1   | 0  | 0  | 0  | 0  | 0  | 0   | 0  | 0  | 0  | 1  | 0   | 0   | 0   | 0   | .000  | .000  | .000  |
| 1969          | 2  | 0   | 0  | 0  | 0  | 0  | 0  | 0   | 0  | 0  | 0  | 0  | 0   | 0   | 0   | 0   | .000  | .000  | .000  |

**Game 162: Detroit (Lolich) at Baltimore (Palmer)**

Baltimore leading 3-2 after 6.

Detroit brings eight to the plate in 7<sup>th</sup> and score four runs on back of doubles by Don Wert and Tom Tresh.

Detroit leaves Memorial Stadium with a 6-3 victory.

| Final Pitching | G  | GS | IP  | W  | L  | SV | ERA   | BB | SO  | HR | Grade      |
|----------------|----|----|-----|----|----|----|-------|----|-----|----|------------|
| Cuellar        | 39 | 39 | 292 | 22 | 7  | 0  | 2.00  | 88 | 178 | 27 | A (Y)(Z)   |
| 1969           | 39 | 39 | 290 | 23 | 11 | 0  | 2.38  | 79 | 182 | 18 |            |
| McNally        | 42 | 40 | 269 | 22 | 9  | 0  | 2.64  | 52 | 174 | 24 | B (Y)(Z)   |
| 1969           | 41 | 40 | 268 | 20 | 7  | 0  | 3.22  | 84 | 166 | 21 |            |
| Phoebus        | 35 | 33 | 204 | 15 | 6  | 0  | 2.07  | 76 | 131 | 14 | B (Y)      |
| 1969           | 35 | 33 | 202 | 14 | 7  | 0  | 3.52  | 87 | 117 | 23 |            |
| Palmer         | 27 | 23 | 183 | 12 | 3  | 0  | 2.32  | 68 | 118 | 16 | A (Y)      |
| 1969           | 20 | 23 | 181 | 16 | 4  | 0  | 2.34  | 64 | 123 | 11 |            |
| Hardin         | 25 | 20 | 140 | 8  | 8  | 1  | 3.54  | 43 | 65  | 15 | C (Z)      |
| 1969           | 30 | 20 | 137 | 6  | 7  | 1  | 3.60  | 43 | 64  | 18 |            |
| Leonhard       | 34 | 3  | 98  | 9  | 2  | 1  | 2.11  | 25 | 51  | 9  | C(B*)      |
| 1969           | 37 | 3  | 94  | 7  | 4  | 1  | 2.49  | 38 | 37  | 8  |            |
| Watt           | 39 | 0  | 73  | 8  | 5  | 11 | 2.71  | 34 | 47  | 8  | A&C* (Y)   |
| 1969           | 56 | 0  | 71  | 5  | 2  | 16 | 1.65  | 26 | 46  | 3  |            |
| Lopez          | 26 | 4  | 71  | 3  | 3  | 1  | 5.30  | 32 | 72  | 3  | D (X)      |
| 1969           | 27 | 4  | 69  | 5  | 3  | 0  | 4.41  | 34 | 57  | 3  |            |
| Hall           | 33 | 0  | 68  | 6  | 4  | 3  | 1.06  | 10 | 34  | 4  | A* (ZZ)    |
| 1969           | 39 | 0  | 65  | 5  | 2  | 6  | 1.92  | 9  | 31  | 3  |            |
| Richert        | 33 | 0  | 60  | 5  | 4  | 7  | 2.26  | 17 | 60  | 5  | A* (XY)(Z) |
| 1969           | 44 | 0  | 57  | 7  | 4  | 12 | 2.20  | 14 | 54  | 7  |            |
| Severinsen     | 11 | 0  | 20  | 0  | 1  | 2  | 5.49  | 10 | 14  | 2  | C* (Y)     |
| 1969           | 12 | 0  | 19  | 1  | 1  | 0  | 2.29  | 10 | 13  | 2  |            |
| Adamson        | 6  | 0  | 8   | 0  | 0  | 0  | 12.38 | 6  | 5   | 2  | D* (R)(W)  |
| 1969           | 6  | 0  | 8   | 0  | 1  | 0  | 4.50  | 6  | 2   | 0  |            |
| Bertaina       | 3  | 0  | 6   | 0  | 0  | 0  | 0.00  | 0  | 2   | 0  | D (Y)(W)   |
| 1969           | 3  | 0  | 6   | 0  | 0  | 0  | 0.00  | 3  | 5   | 0  |            |
| Beene          | 2  | 0  | 3   | 0  | 0  | 0  | 6.75  | 2  | 3   | 1  | D* (R)     |
| 1969           | 2  | 0  | 2   | 0  | 0  | 0  | 0.00  | 1  | 0   | 0  |            |

Mike Cuellar led the team in strikeouts and had the best ERA among the starters.

Dave McNally tied Cuellar with 22 wins and bested his ERA by 0.58

Tom Phoebus closely mirrored his W-L record, but bested his ERA by a whopping 1.45

Eddie Watt (A&C\* Y) lagged his ERA by 1.06 and was haunted by the long ball, but led the team in saves.

Pete Richert matched his performance very closely



Mike Cuellar is considered one of the greatest players of all time to come from Cuba.

## American League Championship Series (ALCS) – Baltimore Orioles versus Minnesota Twins

The Orioles win the Series 3-1 on the back of two wins by ace starter Mike Cuellar. In actual play, the Orioles swept the Twins 3-0.

| Game 1    | R | H | E |
|-----------|---|---|---|
| Minnesota | 2 | 2 | 1 |
| Baltimore | 5 | 9 | 1 |

Orioles lead Series 1-0

| Game 2    | R | H | E |
|-----------|---|---|---|
| Minnesota | 4 | 8 | 0 |
| Baltimore | 0 | 3 | 0 |


Series Tied 1-1

| Game 3    | R | H | E |
|-----------|---|---|---|
| Baltimore | 6 | 9 | 0 |
| Minnesota | 5 | 7 | 0 |

Orioles lead Series 2-1

| Game 4    | R | H  | E |
|-----------|---|----|---|
| Baltimore | 8 | 12 | 0 |
| Minnesota | 1 | 6  | 0 |

Orioles Clinch Series 3-1



| Baltimore     | G        | PA         | AB         | R         | H         | 2B       | 3B       | HR       | BI        | TB        | SB       | BB        | SO        | DP       | HP       | SH       | RE       | ER       | BA          | OBP         | SLG         |
|---------------|----------|------------|------------|-----------|-----------|----------|----------|----------|-----------|-----------|----------|-----------|-----------|----------|----------|----------|----------|----------|-------------|-------------|-------------|
| Buford        | 4        | 18         | 17         | 6         | 9         | 1        |          |          | 3         | 10        | 1        | 1         | 1         |          |          |          |          |          | .529        | .556        | .588        |
| Blair         | 4        | 18         | 18         | 4         | 7         | 1        | 1        | 2        | 7         | 16        | 1        |           | 1         |          |          |          |          |          | .389        | .389        | .889        |
| Powell        | 4        | 17         | 14         | 1         | 4         | 2        |          | 1        | 2         | 9         |          | 3         | 1         |          |          |          |          |          | .286        | .412        | .643        |
| B. Robinson   | 4        | 17         | 16         |           | 2         |          |          |          |           | 2         |          | 1         | 3         | 2        |          |          |          |          | .125        | .176        | .125        |
| F. Robinson   | 4        | 16         | 14         | 3         | 4         |          | 1        | 2        | 5         | 12        |          | 2         | 1         | 1        |          |          |          |          | .286        | .375        | .857        |
| Johnson       | 4        | 14         | 14         | 1         | 2         |          |          |          |           | 2         |          |           | 2         |          |          |          | 1        |          | .143        | .143        | .143        |
| Belanger      | 4        | 13         | 11         | 3         | 3         | 1        |          |          |           | 4         | 1        | 2         | 1         |          |          |          | 1        |          | .273        | .385        | .364        |
| Hendricks     | 3        | 11         | 10         |           |           |          |          |          |           |           |          | 1         | 3         |          |          |          |          |          | .000        | .091        | .000        |
| Cuellar       | 2        | 6          | 4          | 1         | 1         |          |          |          |           | 1         |          |           | 2         |          | 2        |          |          |          | .250        | .167        | .250        |
| Etchebarren   | 1        | 3          | 3          |           |           |          |          |          |           |           |          |           |           |          |          |          |          |          | .000        | .000        | .000        |
| Palmer        | 1        | 3          | 3          |           | 1         |          |          |          | 1         | 1         |          |           |           |          |          |          |          |          | .333        | .333        | .333        |
| Motton        | 2        | 2          | 2          |           |           |          |          |          |           |           |          |           | 1         |          |          |          |          |          | .000        | .000        | .000        |
| Rettenmund    | 2        | 2          | 1          |           |           |          |          |          |           |           |          | 1         |           |          |          |          |          |          | .000        | .500        | .000        |
| McNally       | 1        | 1          | 1          |           |           |          |          |          |           |           |          |           | 1         |          |          |          |          |          | .000        | .000        | .000        |
| May           | 1        | 1          | 1          |           |           |          |          |          |           |           |          |           |           |          |          |          |          |          | .000        | .000        | .000        |
| Salmon        | 1        | 1          | 1          |           |           |          |          |          |           |           |          |           |           |          |          |          |          |          | .000        | .000        | .000        |
| Floyd         | 1        | 1          | 1          |           |           |          |          |          |           |           |          |           |           |          |          |          |          |          | .000        | .000        | .000        |
| Watt          | 2        |            |            |           |           |          |          |          |           |           |          |           |           |          |          |          |          |          |             |             |             |
| Leonhard      | 1        |            |            |           |           |          |          |          |           |           |          |           |           |          |          |          |          |          |             |             |             |
| Hall          | 2        |            |            |           |           |          |          |          |           |           |          |           |           |          |          |          |          |          |             |             |             |
| Richert       | 1        |            |            |           |           |          |          |          |           |           |          |           |           |          |          |          |          |          |             |             |             |
| <b>Totals</b> | <b>4</b> | <b>144</b> | <b>131</b> | <b>19</b> | <b>33</b> | <b>5</b> | <b>2</b> | <b>5</b> | <b>18</b> | <b>57</b> | <b>3</b> | <b>11</b> | <b>16</b> | <b>4</b> | <b>0</b> | <b>2</b> | <b>1</b> | <b>1</b> | <b>.252</b> | <b>.306</b> | <b>.435</b> |

| National      | G        | IP          | H         | R         | ER        | HR       | BB       | SO        | HP       | WP       | BK       | BF         | W        | L        | SV       | GS       | GF       | CG       | ERA         | WHIP         | H9         |
|---------------|----------|-------------|-----------|-----------|-----------|----------|----------|-----------|----------|----------|----------|------------|----------|----------|----------|----------|----------|----------|-------------|--------------|------------|
| Cuellar       | 2        | 15.1        | 7         | 3         | 3         | 2        | 2        | 13        | 1        |          |          | 57         | 2        |          |          | 2        |          |          | 1.79        | 0.596        | 4.2        |
| Palmer        | 1        | 6.0         | 6         | 5         | 5         | 3        | 1        | 1         |          |          |          | 25         |          |          |          | 1        |          |          | 7.50        | 1.167        | 9.0        |
| McNally       | 1        | 5.0         | 7         | 4         | 4         | 2        | 1        | 3         | 1        |          |          | 22         |          | 1        |          | 1        |          |          | 7.20        | 1.600        | 12.6       |
| Watt          | 2        | 4.0         | 2         |           |           |          |          | 4         |          |          |          | 14         | 1        |          |          |          | 1        |          | 0.00        | 0.500        | 4.5        |
| Leonhard      | 1        | 3.0         | 1         |           |           |          |          | 3         |          |          |          | 10         |          |          |          |          |          |          | 0.00        | 0.333        | 3.0        |
| Hall          | 2        | 1.2         |           |           |           |          |          | 1         |          |          |          | 5          |          |          |          |          | 2        |          | 0.00        | 0.000        | 0.0        |
| Richert       | 1        | 1.0         |           |           |           |          |          | 1         |          |          |          | 3          |          |          | 1        |          | 1        |          | 0.00        | 0.000        | 0.0        |
| <b>Totals</b> | <b>4</b> | <b>36.0</b> | <b>23</b> | <b>12</b> | <b>12</b> | <b>7</b> | <b>4</b> | <b>26</b> | <b>2</b> | <b>0</b> | <b>0</b> | <b>136</b> | <b>3</b> | <b>1</b> | <b>1</b> | <b>4</b> | <b>4</b> | <b>0</b> | <b>3.00</b> | <b>0.750</b> | <b>5.8</b> |

The Buford – Blair combination proved formidable versus the Twins. Buford and Blair combined for 16 of the 33 Oriole hits. On the mound, Mike Cuellar stopped Twin opponents with a 1.79 ERA and 0.596 WHIP.



| Minnesota   | G | PA  | AB  | R  | H  | 2B | 3B | HR | BI | TB | SB | BB | SO | DP | HP | SH | RE | ER | BA   | OBP  | SLG  |
|-------------|---|-----|-----|----|----|----|----|----|----|----|----|----|----|----|----|----|----|----|------|------|------|
| Tovar       | 4 | 16  | 15  | 1  | 3  |    |    | 1  | 3  | 6  | 1  |    | 2  |    | 1  |    |    |    | .200 | .250 | .400 |
| Carew       | 4 | 16  | 16  | 1  | 2  |    |    |    |    | 2  |    |    | 5  |    |    |    |    |    | .125 | .125 | .125 |
| Killebrew   | 4 | 16  | 14  | 4  | 4  |    | 1  | 2  | 3  | 12 |    | 2  | 1  |    |    |    |    |    | .286 | .375 | .857 |
| Olivia      | 4 | 16  | 16  |    | 3  | 3  |    |    |    | 6  |    |    | 1  | 1  |    |    |    |    | .188 | .188 | .375 |
| Reese       | 4 | 15  | 15  | 2  | 4  | 2  |    | 1  | 2  | 9  |    |    | 4  |    |    |    | 1  |    | .267 | .267 | .600 |
| Cardenas    | 4 | 15  | 15  | 1  | 4  | 2  |    | 1  | 1  | 9  |    |    | 2  | 1  |    |    |    | 1  | .267 | .267 | .600 |
| Allison     | 3 | 12  | 12  | 2  | 2  |    |    | 2  | 3  | 8  |    |    | 5  |    |    |    |    |    | .167 | .167 | .667 |
| Mitterwald  | 3 | 10  | 9   | 1  |    |    |    |    |    |    |    | 1  | 3  |    |    |    |    |    | .000 | .100 | .000 |
| Uhlaender   | 2 | 5   | 5   |    |    |    |    |    |    |    |    |    |    |    |    |    |    |    | .000 | .000 | .000 |
| Rosebora    | 1 | 4   | 3   |    |    |    |    |    |    |    |    | 1  | 1  |    |    |    |    |    | .000 | .250 | .000 |
| Boswell     | 1 | 3   | 2   |    |    |    |    |    |    |    |    |    | 1  |    | 1  |    |    |    | .000 | .333 | .000 |
| Perry       | 2 | 3   | 3   |    |    |    |    |    |    |    |    |    |    |    |    |    |    |    | .000 | .000 | .000 |
| Holt        | 2 | 2   | 2   |    | 1  |    |    |    |    | 1  |    |    |    |    |    |    |    |    | .500 | .500 | .500 |
| Miller      | 3 | 1   | 1   |    |    |    |    |    |    |    |    |    |    |    |    |    |    |    | .000 | .000 | .000 |
| Nettles     | 1 | 1   | 1   |    |    |    |    |    |    |    |    |    | 1  |    |    |    |    |    | .000 | .000 | .000 |
| Renick      | 1 | 1   | 1   |    |    |    |    |    |    |    |    |    |    |    |    |    |    |    | .000 | .000 | .000 |
| Grzenda     | 1 |     |     |    |    |    |    |    |    |    |    |    |    |    |    |    |    |    |      |      |      |
| Hall        | 2 |     |     |    |    |    |    |    |    |    |    |    |    |    |    |    |    |    |      |      |      |
| Perranoski  | 1 |     |     |    |    |    |    |    |    |    |    |    |    |    |    |    |    |    |      |      |      |
| Worthington | 1 |     |     |    |    |    |    |    |    |    |    |    |    |    |    |    |    |    |      |      |      |
| Totals      | 4 | 136 | 130 | 12 | 23 | 7  | 1  | 7  | 12 | 53 | 1  | 4  | 26 | 2  | 2  | 0  | 1  | 1  | .177 | .213 | .408 |

| American    | G | IP   | H  | R  | ER | HR | BB | SO | HP | WP | BK | BF  | W | L | SV | GS | GF | CG | ERA   | WHIP  | H9   |
|-------------|---|------|----|----|----|----|----|----|----|----|----|-----|---|---|----|----|----|----|-------|-------|------|
| Miller      | 3 | 10.2 | 11 | 6  | 6  | 1  | 4  | 5  |    |    |    | 45  |   | 1 | 1  |    |    |    | 5.29  | 1.471 | 9.7  |
| Boswell     | 1 | 9.0  | 3  |    |    |    | 3  | 3  |    |    |    | 33  | 1 |   |    | 1  |    | 1  | 0.00  | 0.667 | 3.0  |
| Perry       | 2 | 8.1  | 15 | 11 | 11 | 3  | 2  | 3  |    |    |    | 41  |   | 2 |    | 2  |    |    | 12.22 | 2.099 | 16.7 |
| Hall        | 2 | 3.0  | 4  | 2  | 2  | 1  | 1  | 3  |    | 1  |    | 13  |   |   |    |    |    |    | 6.00  | 1.667 | 12.0 |
| Perranoski  | 1 | 2.0  |    |    |    |    |    |    |    |    |    | 6   |   |   |    |    | 1  |    | 0.00  | 0.000 | 0.0  |
| Grzenda     | 1 | 1.0  |    |    |    |    |    | 1  |    |    |    | 3   |   |   |    |    | 1  |    | 0.00  | 0.000 | 0.0  |
| Worthington | 1 | 1.0  |    |    |    |    | 1  | 1  |    |    |    | 3   |   |   |    |    | 1  |    | 0.00  | 1.000 | 0.0  |
| Totals      | 4 | 35.0 | 33 | 19 | 19 | 5  | 11 | 16 | 0  | 1  | 0  | 144 | 1 | 3 | 0  | 4  | 3  | 1  | 4.89  | 1.257 | 8.5  |

Harmon Killebrew proved his worth with a triple, 2 home runs and a .857 slugging average, but Oriole pitching proved elusive for the Twins. Twin ace Jim Perry, who registered 20 wins in 1969 was sent to the showers early in both his starts.



## World Series – Baltimore Orioles versus New York Mets

The Mets prove that they are indeed truly Amazing. With the series tied 1-1, Gary Gentry (B,Y) takes the mound for the Mets in Game 3. Gentry proceeds to mow down 24 straight Orioles before walking leadoff batter Dave Johnson in the 9<sup>th</sup>. Mark Belanger strikes out, pinch-hitter Merv Rettenmund grounds out, Don Buford walks and Paul Blair is struck out to seal the win and no-hitter for the “Gent.”

Baltimore explodes for eight runs in Game 5 to close the Mets Series lead to 3-2.

Game six features pitching aces, Mike Cuellar (A, YZ) versus Tom Seaver (A, X)

After nine complete, New York – 0, Baltimore – 0.

Cuellar yielded no hits thru nine innings against 3 walks. Seaver scattered five hits.

The game proceeds to the 15<sup>th</sup> with each team using their 4<sup>th</sup> pitcher.

Top of the 15<sup>th</sup>, Ron Swoboda takes Oriole reliever Richard “Turkey” Hall deep for a home run and Mets reliever Jack DiLauro (B\*Z) stops the birds and the Mets win the World Series 4-2.

In actual play, the New York Mets won the World Series 4-1 in 1969.

| Game 1    | R | H | E |
|-----------|---|---|---|
| New York  | 2 | 4 | 0 |
| Baltimore | 5 | 5 | 1 |

Orioles lead Series 1-0

| Game 2    | R | H | E |
|-----------|---|---|---|
| New York  | 3 | 5 | 3 |
| Baltimore | 1 | 2 | 0 |

Series Tied 1-1

| Game 3    | R | H | E |
|-----------|---|---|---|
| New York  | 5 | 7 | 0 |
| Baltimore | 0 | 0 | 0 |

Mets lead Series 2-1

| Game 4    | R | H | E |
|-----------|---|---|---|
| Baltimore | 0 | 5 | 0 |
| New York  | 2 | 4 | 0 |

Mets lead Series 3-1

| Game 5    | R | H  | E |
|-----------|---|----|---|
| Baltimore | 8 | 10 | 0 |
| New York  | 1 | 4  | 0 |

Mets lead Series 3-2

| Game 6    | R | H | E |
|-----------|---|---|---|
| New York  | 1 | 4 | 1 |
| Baltimore | 0 | 6 | 1 |

Mets Win Series 4-2



| Baltimore   | G | PA  | AB  | R  | H  | 2B | 3B | HR | BI | TB | SB | CS | BB | SO | DP | HP | SH | RE | ER | BA    | OBP   | SLG   |
|-------------|---|-----|-----|----|----|----|----|----|----|----|----|----|----|----|----|----|----|----|----|-------|-------|-------|
| Buford      | 6 | 28  | 24  | 1  | 2  | 1  |    |    |    | 3  | 1  |    | 4  | 6  |    |    |    |    | 1  | .083  | .214  | .125  |
| Blair       | 6 | 28  | 27  | 2  | 4  | 3  |    | 1  | 1  | 10 |    | 1  | 1  | 6  |    |    |    |    |    | .148  | .179  | .370  |
| Powell      | 6 | 27  | 24  | 3  | 3  |    |    | 1  | 4  | 6  |    |    | 3  | 2  | 3  |    |    |    |    | .125  | .222  | .250  |
| F. Robinson | 6 | 27  | 23  | 2  | 5  |    |    |    | 1  | 5  | 1  |    | 4  | 5  |    |    |    |    |    | .217  | .333  | .217  |
| B. Robinson | 6 | 25  | 23  | 2  | 5  | 1  |    | 2  | 4  | 12 |    |    | 2  | 5  |    |    |    |    |    | .217  | .280  | .522  |
| Johnson     | 6 | 23  | 20  |    | 2  | 1  |    |    |    | 3  |    |    | 3  | 4  |    |    |    | 1  |    | .100  | .217  | .150  |
| Belanger    | 6 | 23  | 22  | 1  | 4  | 2  |    |    | 1  | 6  | 1  |    | 1  | 6  |    |    |    | 1  | 1  | .182  | .217  | .273  |
| Hendricks   | 4 | 14  | 13  |    | 1  |    |    |    |    | 1  |    |    | 1  | 3  |    |    |    |    |    | .077  | .143  | .077  |
| Cuellar     | 3 | 8   | 7   |    |    |    |    |    | 1  |    |    |    |    | 3  |    |    | 1  |    |    | .000  | .000  | .000  |
| Etchebarren | 2 | 8   | 6   | 2  | 1  |    |    | 1  | 1  | 4  |    | 1  | 1  | 1  |    | 1  |    | 1  |    | .167  | .375  | .667  |
| McNally     | 2 | 4   | 3   | 1  |    |    |    |    |    |    |    |    | 1  | 2  |    |    |    | 1  |    | .000  | .250  | .000  |
| Motton      | 4 | 2   | 1   |    |    |    |    |    |    |    |    |    | 1  | 1  |    |    |    |    |    | .000  | .500  | .000  |
| Rettenmund  | 2 | 2   | 2   |    |    |    |    |    |    |    |    |    |    |    |    |    |    |    |    | .000  | .000  | .000  |
| Palmer      | 1 | 1   | 1   |    |    |    |    |    |    |    |    |    |    | 1  |    |    |    |    |    | .000  | .000  | .000  |
| May         | 1 | 1   | 1   |    |    |    |    |    |    |    |    |    |    | 1  |    |    |    |    |    | .000  | .000  | .000  |
| Salmon      | 1 | 1   | 1   |    |    |    |    |    |    |    |    |    |    |    |    |    |    |    |    | .000  | .000  | .000  |
| Dalrymple   | 1 | 1   | 1   |    | 1  | 1  |    |    |    | 2  |    |    |    |    |    |    |    |    |    | 1.000 | 1.000 | 2.000 |
| Crowley     | 1 | 1   | 1   |    |    |    |    |    |    |    |    |    |    | 1  |    |    |    |    |    | .000  | .000  | .000  |
| Watt        | 2 |     |     |    |    |    |    |    |    |    |    |    |    |    |    |    |    |    |    |       |       |       |
| Leonhard    | 2 |     |     |    |    |    |    |    |    |    |    |    |    |    |    |    |    |    |    |       |       |       |
| Hall        | 2 |     |     |    |    |    |    |    |    |    |    |    |    |    |    |    |    |    |    |       |       |       |
| Richert     | 2 |     |     |    |    |    |    |    |    |    |    |    |    |    |    |    |    |    |    |       |       |       |
| Totals      | 6 | 224 | 200 | 14 | 28 | 9  | 0  | 5  | 13 | 52 | 3  | 2  | 22 | 47 | 3  | 1  | 1  | 4  | 2  | .140  | .228  | .260  |

| National | G | IP   | H  | R  | ER | HR | BB | SO | HP | WP | BK | BF  | W | L | SV | GS | GF | CG | SH | ERA  | WHIP  | H9  |
|----------|---|------|----|----|----|----|----|----|----|----|----|-----|---|---|----|----|----|----|----|------|-------|-----|
| Cuellar  | 3 | 25.0 | 7  | 4  | 4  | 3  | 6  | 18 |    |    |    | 87  | 1 | 1 | 3  |    | 1  |    |    | 1.44 | 0.520 | 2.5 |
| McNally  | 2 | 13.0 | 7  | 4  | 4  | 2  | 4  | 16 |    |    |    | 48  | 1 | 1 | 2  |    |    |    |    | 2.77 | 0.846 | 4.8 |
| Palmer   | 1 | 5.0  | 4  | 4  | 4  | 1  | 1  | 3  |    |    |    | 20  |   | 1 | 1  |    |    |    |    | 7.20 | 1.000 | 7.2 |
| Leonhard | 2 | 5.0  | 4  | 1  | 1  |    | 1  | 4  |    | 1  |    | 19  |   |   |    |    | 1  |    |    | 1.80 | 1.000 | 7.2 |
| Richert  | 2 | 4.0  | 2  |    |    |    | 1  | 4  |    |    |    | 14  |   |   |    |    | 1  |    |    | 0.00 | 0.750 | 4.5 |
| Watt     | 2 | 3.0  | 2  |    |    |    | 1  | 1  |    |    |    | 12  |   |   |    |    | 1  |    |    | 0.00 | 1.000 | 6.0 |
| Hall     | 2 | 3.0  | 2  | 1  | 1  | 1  |    | 1  |    |    |    | 11  |   | 1 |    |    | 2  |    |    | 3.00 | 0.667 | 6.0 |
| Totals   | 6 | 58.0 | 28 | 14 | 14 | 7  | 14 | 47 | 0  | 1  | 0  | 211 | 2 | 4 | 0  | 6  | 5  | 1  | 0  | 2.17 | 0.724 | 4.3 |

Oriole pitching was stellar as always, posting a 2.17 ERA, 0.724 WHIP and 4.3 H9 over the six World Series games.

But Oriole bats were bone dry, only averaging .140 and no starter hitting over .217 against the stellar New York Mets pitchers.

Brooks Robinson somewhat redeemed a poor season, registering a .522 slugging percentage during the Series with a team leading two long balls.

During the regular season, the Orioles struck out 1.36 per walk. Against the Mets, the Orioles struck out 2.14 per walk.

| Minnesota | G | PA  | AB  | R  | H  | 2B | 3B | HR | BI | TB | SB | CS | BB | SO | DP | HP | SH | RE | ER | BA   | OBP  | SLG  |
|-----------|---|-----|-----|----|----|----|----|----|----|----|----|----|----|----|----|----|----|----|----|------|------|------|
| Agee      | 6 | 26  | 24  | 2  | 4  | 2  |    | 1  | 3  | 9  |    |    | 2  | 5  |    |    |    |    | 1  | .167 | .231 | .375 |
| Harrelson | 6 | 25  | 25  | 2  | 4  |    | 1  |    |    | 6  |    |    |    | 6  | 1  |    |    | 1  | 1  | .160 | .160 | .240 |
| Jones     | 6 | 25  | 20  | 4  | 4  |    | 1  | 1  | 2  | 9  | 1  |    | 4  | 3  |    |    | 1  |    |    | .200 | .320 | .450 |
| Clendenon | 5 | 21  | 20  | 2  | 4  | 2  |    | 2  | 4  | 12 |    |    | 1  | 5  | 1  |    |    | 1  |    | .200 | .238 | .600 |
| Swoboda   | 5 | 21  | 18  | 1  | 1  |    |    | 1  | 1  | 4  |    |    | 3  | 7  | 2  |    |    |    |    | .056 | .190 | .222 |
| Grote     | 6 | 21  | 19  |    | 2  |    |    |    |    | 2  |    | 1  | 2  | 4  |    |    |    |    |    | .105 | .190 | .105 |
| Charles   | 4 | 19  | 17  |    | 1  |    |    |    |    | 1  |    |    | 2  | 5  | 2  |    |    |    | 1  | .059 | .158 | .059 |
| Weis      | 6 | 17  | 17  | 1  | 4  | 1  |    | 1  | 1  | 8  |    |    |    | 6  |    |    |    |    | 1  | .235 | .235 | .471 |
| Shamsky   | 4 | 7   | 6   | 1  | 1  |    |    | 1  | 3  | 4  |    |    |    |    |    |    | 1  |    |    | .167 | .143 | .667 |
| Seaver    | 3 | 7   | 6   | 1  | 1  |    |    |    |    | 1  |    |    |    |    |    |    | 1  |    |    | .167 | .143 | .167 |
| Boswell   | 2 | 5   | 5   |    |    |    |    |    |    |    |    |    |    | 1  |    |    |    |    |    | .000 | .000 | .000 |
| Kranepool | 3 | 5   | 5   |    | 2  | 1  |    |    |    | 3  |    |    |    |    |    |    |    |    |    | .400 | .400 | .600 |
| Koosman   | 2 | 4   | 4   |    |    |    |    |    |    |    |    |    |    | 2  |    |    |    |    |    | .000 | .000 | .000 |
| Garrett   | 1 | 4   | 4   |    |    |    |    |    |    |    |    |    |    | 1  |    |    |    |    |    | .000 | .000 | .000 |
| Gentry    | 1 | 3   | 3   |    |    |    |    |    |    |    |    |    |    | 2  |    |    |    |    |    | .000 | .000 | .000 |
| DiLauro   | 3 |     |     |    |    |    |    |    |    |    |    |    |    |    |    |    |    |    |    |      |      |      |
| Martin    | 1 |     |     |    |    |    |    |    |    |    |    |    |    |    |    |    |    |    |    |      |      |      |
| McGraw    | 1 |     |     |    |    |    |    |    |    |    |    |    |    |    |    |    |    |    |    |      |      |      |
| Taylor    | 2 |     |     |    |    |    |    |    |    |    |    |    |    |    |    |    |    |    |    |      |      |      |
| McAndrew  | 1 |     |     |    |    |    |    |    |    |    |    |    |    |    |    |    |    |    |    |      |      |      |
|           |   |     |     |    |    |    |    |    |    |    |    |    |    |    |    |    |    |    |    |      |      |      |
|           |   |     |     |    |    |    |    |    |    |    |    |    |    |    |    |    |    |    |    |      |      |      |
|           |   |     |     |    |    |    |    |    |    |    |    |    |    |    |    |    |    |    |    |      |      |      |
| Totals    | 6 | 210 | 193 | 14 | 28 | 6  | 2  | 7  | 14 | 59 | 1  | 1  | 14 | 47 | 6  | 0  | 3  | 2  | 4  | .145 | .200 | .306 |

| American | G | IP   | H  | R  | ER | HR | BB | SO | HP | WP | BK | BF  | W | L | SV | GS | GF | CG | SH | ERA  | WHIP  | H9  |
|----------|---|------|----|----|----|----|----|----|----|----|----|-----|---|---|----|----|----|----|----|------|-------|-----|
| Seaver   | 3 | 23.0 | 15 | 5  | 5  | 2  | 6  | 20 |    | 1  |    | 87  | 1 | 1 |    | 3  |    | 1  | 1  | 1.96 | 0.913 | 5.9 |
| Koosman  | 2 | 13.1 | 8  | 7  | 6  | 3  | 4  | 11 | 1  |    |    | 55  | 1 | 1 |    | 2  |    | 1  |    | 4.12 | 0.916 | 5.5 |
| Gentry   | 1 | 9.0  |    |    |    |    | 2  | 7  |    |    |    | 29  | 1 |   |    | 1  |    | 1  | 1  | 0.00 | 0.222 | 0.0 |
| DiLauro  | 3 | 7.0  | 5  | 2  | 2  |    | 2  | 4  |    |    |    | 26  | 1 |   |    |    | 2  |    |    | 2.57 | 1.000 | 6.4 |
| McGraw   | 1 | 3.0  |    |    |    |    | 5  | 1  |    |    |    | 14  |   |   |    |    |    |    |    | 0.00 | 1.667 | 0.0 |
| Taylor   | 2 | 2.2  |    |    |    |    |    | 2  |    |    |    | 9   |   |   |    |    |    |    |    | 0.00 | 0.000 | 0.0 |
| McAndrew | 1 | 1.0  |    |    |    |    | 3  | 2  |    |    |    | 6   |   |   |    |    |    | 1  |    | 0.00 | 3.000 | 0.0 |
| Totals   | 6 | 59.0 | 28 | 14 | 13 | 5  | 22 | 47 | 1  | 1  | 0  | 226 | 4 | 2 | 0  | 6  | 3  | 3  | 2  | 1.98 | 0.847 | 4.3 |

The Mets relied on their pitching strength in the World Series, posting a 1.98 ERA, 0.847 WHIP and 4.3 H9 versus the Orioles.

The Mets were slugs at the plate, averaging only .145 vs. quality Oriole pitchers.

Clean-up hitter Don Clendenon posted a .600 slugging percentage with 2 doubles and two home runs.

First Roll: October 4, 2019 – Reggie Smith, Boston, **52-27**, Ground Out versus Dave McNally B (Y)(Z), Baltimore

Last Roll: December 21, 2019 – Brooks Robinson, Baltimore, **16-28**, Ground Out versus Jack DiLauro C(B\*) (Z), N.Y. Mets

Total Replay Plate Appearances: 12,243 versus 12,300 actual

Days to Complete Replay: 78