



White Sox overwhelm American League Run away with 1915 pennant with 115-39 record



Red Faber, Chicago
1915 AL Cy Young winner
25-7 record to lead White Sox to replay pennant; 7-1 record vs. two top contenders.



Ty Cobb, Detroit
1915 AL MVP
Led AL with .396 batting average, .500 OBP, 89 SB, 226 hits, 140 runs scored, 115 BB., 295 total bases



1b-OF Jack Fournier, Chicago
8 HR tied for AL lead with, led league with .548 slugging pct.; drove Chicago to AL title.

Boston's Ernie Shore throws three no-hit games

Washington's Walter Johnson ties for league lead in wins at 25-16, leads AL in strikeouts

Detroit outfielders Sam Crawford, Cobb, Bobby Veach combine for 334 RBIs

**1915 American League Replay
Table of Contents**

<i>Table of Contents</i>	2
<i>Final Standings and Leaders</i>	3
<i>Introduction</i>	4-8
<i>1915 American League pennant race recap</i>	9-13
<i>Team totals</i>	14
<i>Team-by-team stats (individual batting, pitching)</i>	15-23
<i>1915 American League All Stars</i>	24-25
<i>Leaders: batting, pitching</i>	26-29
<i>AL standouts</i>	30-33
<i>Pinch-hitting</i>	34-37
<i>AL batting highlights</i>	38-42
<i>Hitting streaks</i>	43
<i>Pitchers batting</i>	44-45
<i>Pitching highlights and notes</i>	46-51
<i>Pitchers records v. opponents</i>	52-54
<i>Fielding highlights and stats</i>	55-57
<i>Injuries and ejections</i>	58
<i>Selected box scores</i>	59-63
<i>Inside the pennant race</i>	64-68
<i>Scores, by month</i>	69-80



Fans line up to purchase tickets at Chicago's Comiskey Park.



1915 American League Final Standings and Leaders

	<i>Replay Results</i>			<i>Real Life Results</i>			
	<u>W-L</u>	<u>Pct.</u>	<u>GB</u>		<u>W-L</u>	<u>Pct.</u>	<u>GB</u>
Chicago White Sox	115-39	.747	--	Boston Red Sox	101-50	.669	--
Boston Red Sox	108-46	.701	7	Detroit Tigers	100-54	.649	2 ½
Detroit Tigers	105-49	.682	10	Chicago White Sox	87-67	.565	9 ½
Washington Senators	72-82	.468	43	Washington Senators	80-74	.519	17
Cleveland Indians	70-84	.456	45	New York Yankees	79-75	.513	32 ½
New York Yankees	61-93	.396	54	St. Louis Browns	77-77	.500	39 ½
St. Louis Browns	48-106	.317	67	Cleveland Indians	76-77	.497	44 ½
Philadelphia Athletics	37-117	.240	78	Philadelphia Athletics	36-117	.235	58 ½

Batting leaders

Batting average	Ty Cobb, Det	.396
On base pct.	Ty Cobb, Det	.500
Slugging pct.	Jack Fournier	.548
Doubles	Bobby Veach, Det	40
Triples	Sam Crawford, Det	22
Home runs (tie)	Jack Fournier, Chi	8
	Roger Peckinpaugh, NYY	8
Runs batted in	Sam Crawford, Det	137
Base hits	Ty Cobb, Det	226
Runs scored	Ty Cobb, Det	140
Bases on balls	Ty Cobb, Det	115
Stolen bases	Ty Cobb, Det	89

Pitching leaders

ERA	Rube Foster, Bos	1.53
Wins (tie)	Rube Foster, Bos	25-6
	Walter Johnson, Wash	25-16
W-L pct.	Rube Foster, Bos	25-6, .804
Shutouts	Rube Foster, Bos	8
Strikeouts	Walter Johnson, Wash	220
Innings pitched	Walter Johnson, Wash	353.3
Complete games	Harry Coveleski, Det	30
Saves	Sam Jones, Cleve	8

Most Valuable Player Ty Cobb, Detroit, .394 batting average; led AL in OBP, hits, runs, BB, SB

Cy Young Award Walter Johnson, Washington, 25-16, 1.96 ERA, 220 strikeouts

Reliever Award Carl Mays, Boston, 4 saves

No-hitters:

Date	Ernie Shore, Boston, July 22, 2-0 v Cleveland
Date	Ernie Shore, Boston, Aug 3, 7-0 v Philadelphia
Date	Ernie Shore, Boston, Sept 9, 2-0 v Cleveland

Team v. Team Results

	<u>CWS</u>	<u>Bos</u>	<u>Det</u>	<u>Wash</u>	<u>Cleve</u>	<u>NYN</u>	<u>SLB</u>	<u>Phila</u>	Wins
Chicago White Sox	-	13	10	16	20	16	20	20	115
Boston Red Sox	9	-	14	17	15	14	21	18	108
Detroit Tigers	12	8	-	14	13	21	20	17	105
Washington Senators	6	5	8	-	12	13	12	16	72
Cleveland Indians	2	7	9	10	-	12	13	17	70
New York Yankees	6	8	1	9	10	-	13	14	61
St. Louis Browns	2	1	2	10	9	9	-	15	48
Philadelphia Athletics	2	4	5	6	5	8	7	-	37
Losses	39	46	49	82	84	93	106	117	616

1915 AL Replay Introduction

The 1915 American League replay was the second full-league replay of the 1915 season. The 1915 Federal League season was completed in November.



The 1915 AL produced surprises that varied considerably from the 1915 real-life season.

The Chicago White Sox, third-place finishers in real life, totally ran away with the pennant race, winning by seven games. Not only did the White Sox win by a large margin, the Pale Hose won 115 games, 28 games better than their real-life record. Second-place Boston (108-46, seven games behind) and Detroit (105-49, 10 games behind) also outplayed their real-life performances.

The top three teams in the race were the *only* teams with a winning record in the replay, going a combined 328-134, .710. The remaining five teams went a woeful 288-482, .374, underscoring just how much of a gap existed between the three leading teams and the three leaders.

As a result, the games between the leaders were, by far, the most competitive and meaningful. The competition between the bottom five lacked any significance and were, by any measure, a slog. Only the performances of individual standouts among the bottom five teams provided much interest and entertainment as the teams lacked the ability to provide any genuine competition for Chicago, Boston, and Detroit.

Individual performances were accurately reflected with standouts like Ty Cobb, Walter Johnson, Rube Foster performing as expected with a few surprises, particularly Jack Fournier and Shano Collins of Chicago, whose hitting exploit combined with Eddie Collins to serve as one of the primary driving forces behind Chicago's unexpected success.

Twelve pitchers won 20 or more games, headed by Chicago's Red Faber, Boston's Rube Foster and Walter Johnson topping the list of winners with 25 wins apiece.

Six weeks were required to prepare the 1915 AL replay

Formatted templates used in previous replays cut the prep time for the AL replay to six weeks. I used a schedule of my own making, with the season beginning April 11 and concluding April 26.

In the replay schedule, each team played one another in two three-game series (three at home and three away) from April 11 through May 27. Beginning May 29, each team played one another in four four-game series (two series at home and two series away) through the end of the season, for a total of 154 games.

Baseball-reference.com continued to serve as my primary information resource, along with SABR articles, several books about the Deadball Era, newspaper clippings, Google searches and articles from Newspapers.com that reference the 1915 season.

Before the season began, I entered, in pencil, the actual starting lineups and pitching rotations for *every game of the 1915 American League season*. This laborious task required a week, but it served to better acquaint me with each team particularly when they experienced injuries in real life and how they adjusted their lineups as the season progressed. While the actual process of penciling in the lineups was a drudge, the payoff was that the pre-written lineups enabled me to speed through the replay, making necessary adjustments by simply erasing and re-writing lineup changes.

The 1915 American League replay started on Saturday, Nov. 27, 2021, at 11:26 a.m., just after Thanksgiving, on a beautiful sunny Central Florida day with temps in the mid-60s. My spouse, Carole, who has served as the Official Opening Day Dice-Roller on all my previous replays, once again took the dice and rolled a 52, resulting in a 27, ground out to 3b by White Sox LF Finners Quinlan, with Cleveland beating Chicago 2-1. The replay concluded, on **Tuesday, June 7, 2022**, with Carole rolling a 64, resulting in a 12 (ground out to 1b) for St. Louis SS Doc Lavan, in a 2-1 win for Chicago.

The replay required **192 days** to complete (just over six months), about the same amount of time as my other previous replays. I averaged 3.2 games per day. Most games required about 25-30 minutes to complete.

OAPBA manager Dave Larson was a key participant in the 1915 AL replay



For the first time, a second manager participated in the Deadball Era replay series. My great friend and **fellow OAPBA manager Dave Larson managed the White Sox through the final 120 games of the replay.**

Using an aggressive approach characterized by frequent hit-and-runs and base stealing attempts, Larson orchestrated a potent White Sox offense that buried their opponents and ran away with the 1915 American League title.

1915 AL replay background and guidelines

- The 1915 American League replay was the second in my fifth complete season of year-by-year replays from the Deadball Era starting with 1911. Remaining: the 1915 NL season.
 - The MG symbols governed the use of players, per APBA Master Game rules. The 1915 AL League MG symbols used splits from both sides of the plate, plus Q factors, which added to the realism of the replay.
 - I used a combination of Steve's Computer Card and a long-forgotten set of Skeetersoft cards (a short-lived copycat competitor to APBA) to serve as the 1915 season XC cards. The XC cards were players not carded by APBA and who had minimal playing time. The Skeetersoft cards accuracy was reasonable and they enabled use, for example, every pitcher who made a start during the 1915 season or played in roughly five or more games with 10 or more at bats. Selection of who was designated an XC was totally subjective and did not include all players who made an appearance (e.g. one or two games or only a couple of at bats).
- The 1915 A's for example, used a bewildering number of players who only played a handful of games, so I simply identified those players who saw the most action and used the Skeetersoft cards for their appearances.
- I utilized APBA's League Error factor, which was +3 for the 1915 season. The Error Factor significantly increased the number of errors in the replay and was about as accurate as APBA can be on fielding stats.
 - The replay was played from the 2020 version of Master Game boards. Other than the use of the Error Randomizer and a pickoff rule modification, games were played solely within APBA rules. The Error Randomizer I employed was originally created by Dave Larson and was modified slightly to more heavily weight errors toward the infield. The Error Randomizer helped to more accurately reflect OF errors and increased the number of fielding opportunities for infield play and catchers.
- A pickoff rule originated by fellow OAPBA manager Walt Taylor was employed served to reduce the abnormal number of pickoffs that occur within the regular APBA boards. Pitchers and catchers with higher defensive ratings were more likely to pick off runners while lower-graded pitchers and catchers were less likely to record pickoffs. The rule modification worked extremely well.
- I used a 154-game schedule developed from a numerical head-to-head formula as the foundation. The playing schedule was of my own making, for purposes of accurately maintaining the daily standings in a manageable and organized manner. The schedule spanned "schedule dates" from April 11 through September 26. Off days were built into the schedule, and three double-headers, all on three traditional holidays (Memorial Day, July 4 and Labor Day).
 - Trades, roster changes and player debuts were conducted on the same or approximate team *game number* (not date) as real life, which enabled them to be inserted or deleted at the same time frame as real life. The information was obtained via the transactions listed on Baseball-Reference.com and related Web searches.
 - To the extent possible, position players were limited to their real-life games played and total plate appearances and at bats, using a combination of all three defining factors to prevent overusage. Overall, the governing guideline for player usage was **common sense**.


Rather than rely on at-bats as the primary governing benchmark for regulating overuse of position players, **I relied on total plate appearances.** Further, to help in governing player usage, **I utilized the actual batting orders in the order of games played,** available through BaseballReference.com. This proved to be a real boon in terms of managing player usage. There were, of course, some minor discrepancies caused by injuries. All in all, the combination of plate appearances, actual batting orders and movement of players on or about transaction dates served to provide a very realistic presentation for each team.

Starting pitchers were utilized on the game numbers as real life starts and restricted to the same number of starts as real life (with a couple of minor exceptions, which moved a starting pitcher's start up or down in the schedule) to accommodate the actual playing dates. Relief appearances were used with the same frequency as real life, differing if there were blowouts or extra-inning games) that required extended use of pitchers.

Personal notes

The replay got underway in the late fall of 2021, when Florida weather finally cooled down and was as perfect as weather could get on the Florida peninsula.

Carole and I took advantage of the temperate weather to re-sod our backyard in the second week of November. Earlier in the year, I had removed an incredible volume of vines, overgrown trees, and other unsightly shrubbery from the jungle-like backyard, which we inherited from the previous owners. As we cleared the yard, Carole was able to establish a beautiful flourishing container garden.



Granddaughter Kate continued to excel as an eighth-grader at Lake Highland Prep and became an enthusiastic participant on her school's water polo club team. Socially, she earned plenty of new friends in school and at camping outings with her dad, Michael (my son). The day before Halloween, 2021, she attended her first dance at Lake Highland Prep, a Halloween-themed dance for which she dressed as a Zombie Nurse, complete with scrubs and painted on stitches. Kate reached her 14th birthday on June 6, the day before the replay finished.

Golf was never better than in the fall and winter of 2021-2022, as the replay played out. I enjoyed participating in the annual IAAPA (International Amusement Parks and Attractions) tournament at Shingle Creek and the annual Father-Son Tournament at the Country Club of Orlando, pictured at right with my son Michael (left, blue top).



I continued to play every Thursday morning with my long-time golfing pals Wayne Herrick and Steve Scott, with whom I have shared more than a hundred rounds.



In the fall, I was fortunate enough to win my second league championship in 31 seasons in OAPBA (Orlando APBA Association). My team, the Beefers, topped Craig Dolan's Tsunamis to win the OAPBA World Series in five games.

I reached age 79 on May 22 and began starting to feel it during the replay period, with constant pain in my right shoulder due to the combination of arthritis, a bone spur, and a partially torn rotator cuff. The pains, however, did not diminish my enjoyment of the replay (it doesn't require a strength or agility to roll dice in search of 66s).

1915 American League pennant race **Chicago White Sox run rampshod over the American League**

The 1915 AL replay was the least competitive of the Deadball Era replays I have conducted (1906, 1911-1914 and the 1915 Federal League and American League seasons).

By the third week of the season, it was clear that the pennant race was going to be decided by either Chicago, Boston, or Detroit. The remaining five teams were simply fodder for the top three contenders.

The White Sox, Red Sox and Tigers all exceeded 100 wins by a wide margin while the Bottom Five in the AL all had losing records. The only real pressure on the top three teams was to continue battering the trailing teams to ensure holding their position in what, essentially, was a three-team race all season long.

Detroit got off to an 8-2 start and led by one game after April 22. The Red Sox, thanks to a 12-game winning streak Apr 19-May 2, passed Detroit for the top spot on April 25 and remained in sole possession of first place through May 15.

On May 16-18, Chicago shifted into high gear, three-game sweep at Boston, taking over first place after a 6-4, 11-inning win on May 17. With Eddie Collins in the middle of a 19-game hit streak, Chicago won their next six in a row, with their nine-game win streak finally ending on May 25, when Washington's Jim Shaw edged Reb Russell 4-3.

For the five weeks after falling into second place, Boston continued to dog the White Sox, lurking within three games of the lead. Even after Chicago completed a nine-game win streak on June 4, the Red Sox were still within three games. Chicago split their next 12 games, but Boston failed to take advantage of the opening and continued to remain only three games behind on June 17.



White Sox players (L to R) **Lena Blackburne, Happy Felsch, and Ray Schalk** enjoy a light moment enroute to their sprint to the 1915 pennant.

The White Sox then began a 20-game homestand that served as the springboard to the 1915 replay pennant. They warmed up with a four-game sweep over St. Louis from June 18-22 while Boston polished off the last-place A's in four straight games on the same dates.

The Red Sox then headed west on a 16-game road trip, starting June 23-26 with a four-game series at Comiskey Park, providing the Red Sox with an opportunity to close the gap. The results, however, were disastrous for Boston.

In the opener, Chicago scored four runs in the bottom of the ninth to come away with a 5-4 win. In Game Two, the White Sox exploded for 14 runs in the seventh and eighth innings to win 17-0. Lefty Reb Russell outpitched Dutch Leonard to win Game Three 7-2 and Jim Scott prevailed in the finale 8-3. During the four-game sweep, Chicago outscored the Red Sox 37-9 with Eddie Collins leading the way, hitting .692 and driving in eight runs.

The sweep dropped Boston into third place, a game behind the Tigers and seven games behind the White Sox. Detroit held on to second place for the next four days, only to return the runner-up spot back to Boston on June 30.

After the sweep over Boston, the White Sox won 11 of their next 12 games to improve to a sparkling 59-16, seven games ahead. After a 6-1 loss to New York's Cy Pieh on July 2, the Pale Hose reeled off six more in a row, putting them eight games ahead of Boston and 10 games in front of Detroit.

The lead proved insurmountable.

The top three positions then remained the same for the remainder of the pennant race with Chicago clinching the pennant on September 20, finishing an astounding 115-39.

The White Sox were amazingly consistent all season long

Chicago never went into any kind of a slump for the entire season. The only blemish on their remarkable season occurred Aug 11-13, when the White Sox dropped three straight games to Boston, in what proved to be Boston's last gasp. The White Sox two games in a row on only four occasions.

Both Boston (108-46) and Detroit (105-49) also had great seasons, but their performance was totally overshadowed by the White Sox spectacular 115 wins.

The AL's top three teams buried the bottom five teams

Against the two front-runners, Chicago was a combined 23-21. The Tigers, who were 12-10 against Chicago, were the only team to win a season series against the White Sox. Against the bottom five teams, Chicago was an astounding 92-18, .836.

Boston and Detroit also fed off the bottom five teams. Boston's record of 92-18 versus the bottom five was identical to Chicago's and Detroit was 85-25, .772, against the five-team "second division." The only pressure on the front-runners was to ensure that that came away with no less than two wins in each of their four-game series over the final two-thirds of the season.

None of the five bottom teams had a winning record, illustrating how weak the bottom five teams performed, Washington, who finished ten games under .500 (72-82) was 43 games behind Chicago and still able to finish in fourth place.

None of the middle three teams played particularly well. Washington struggled to score runs, but went 26-26, .500 to ensure finishing in fourth place.

Cleveland, with Guy Morton's pitching and Jay Kirke's hitting, managed to climb into fifth place on June 24, where they ended the year. New York suffered setbacks with injuries and beyond Ray Caldwell and Ray Fisher, had poor second-line pitching and spent most of the season in sixth place, where they finished the season.

St. Louis had to battle to stay out of the cellar

The seventh-place Browns and last-place Athletics were almost non-competitive. The Browns went a combined 5-61, .076 against the top three teams while the A's were only a little more competitive, going 11-55.167.

St. Louis fared considerably better against the middle three teams with a 28-38, .424 record against Washington, Cleveland and New York while Philadelphia struggled against the same three teams going 19-47, .288.

At mid-season, St. Louis looked like they might end the season in the cellar. After settling into seventh place on May 4, the Browns launched a stretch from June 6 through July 2 where they went 3-21, .125.

After losing seven in a row from June 7-13, the Browns fell into last place. St. Louis ended the losing streak on June 15 as Earl Hamilton beat Cleveland 6-3. The Brownies then lost their next six in a row before Philadelphia came to town on June 23 for a four-game series. The Browns lost the opener 8-5 to make it seven straight losses, but Carl Weilmann, with a save from Ernie Koob, managed to hold off Philadelphia 6-4 on June 24, to end the losing streak. The losing continued, however, with five more losses in a row until June 30, when light-hitting **Hank Severed** singled home a run in the bottom of the eighth to give Hamilton a hard-fought 2-1 win over Boston's **Babe Ruth**. For the month of June, the Browns were 5-23.



St. Louis and Philadelphia's view of the 1915 L race was always from the bottom.

July began with a pair of shutout losses to Washington before they finally righted the ship and won the final two games over the Senators before losing three of four to New York. After a day off, St. Louis headed to Philadelphia, where they won the first three games of a four-game series, giving them five wins in seven games, lifting them back into seventh place.

The losing continued for St. Louis, but they managed to assure themselves of a seventh-place finish with a sweep of the A's in Philadelphia in the "Cellar Series" Aug 28-31.

The A's were a case unto themselves.

Not much could be said about Philadelphia, whose role as a powerhouse team in the AL abruptly ended in the 1915 replay. The A's surprisingly climbed into seventh place when the Browns struggled in June, but once they dropped into the cellar on July 5, they fell apart for the rest of the season, going 15-75, .200, to finish with dismal 37-117 record, a whopping 78 games out of first place.



Team by team recap



First place: Chicago White Sox 115-39, .747, +7 games

Behind the consistent hitting of 2b **Eddie Collins**, **Jack Fournier**, **Shano Collins**, all three of whom drove in more than a hundred runs, the hitting and defensive prowess of C **Ray Schalk** and a pitching staff that had four 20-game winners, Chicago was able to run away with the 1915 AL crown.

All-Star first baseman Fournier provided the most muscle at the plate, slugging .548 to lead the AL. Fournier hit eight HRs to tie for the AL home run lead, along with 20 doubles and 18 triples and tied for second in the AL in RBIs (121). He also was second in HBP, getting plunked 16 times.

Eddie Collins, obtained from Philadelphia in the off-season, hit a sparkling .344 and ranked fifth in OBP at .433 and finished second in the league to Ty Cobb in runs scored with 128 tallies. Shano Collins displayed a knack for hitting in the clutch and hit .301 and drove home a surprising 111 runs.

Shano Collins got off to a great start to the season and led the American League in RBIs for the first two months of the season and accumulated 69 RBIs by June 30, only one behind teammate Jack Fournier, who led the AL with 70 RBIs at that point. Shano continued to produce runs the remainder of the season, although not at the same clip, and would up with 111 RBIs.

Schalk was easily the best defensive catcher in the league and hit .298 with a .396 OBP. All-Star SS **Buck Weaver** was the most productive offensive SS in the league (259, 72 RBIs) while CF **Eddie Murphy**, obtained from the A's in mid-season, hit .271 with 44 BB. **Joe Jackson**, who split time in the OF and 1b, hit .274 after his acquisition from Cleveland in the middle of the campaign.

The squad had six batters finish with 10 or more doubles and four hitters with 10 or more triples. The ChiSox were also tops in the league with 70 HBP and also showed a good eye at the plate with 630 BB.

The team's use of the hit-and-run play and stolen base attempts resulted in the team finishing with the second-fewest GIDPs, but also meant that Chicago led the league in caught stealing. Exemplifying the White Sox need for speed, Eddie Collins finished second in runs scored, but could have ranked even higher except for his league-high 30 caught stolen bases. OF **Happy Felsch** may have had larceny in his heart, but lead in his feet. He was the worst base stealer in the league with 14 caught stealing in 19 attempts.

Chicago's pitching ranked second overall in the AL at 2.50 ERA and featured a quartet of 20-game winners whose stats were remarkably close. The White Sox pitchers were headed by Cy Young winner **Urban Faber** (25-7, .229) along with All-Star **Jim Scott** (22-7, 2.19), **Joe Benz** (22-8, 2.52), and lefty **Reb Russell** (20-9, 2.47). **Eddie Cicotte** (18-5, 2.65) came close to making it five 20-game winners for the Pale House.

The ChiSox had 109 complete games, just above Boston's total of 104 and went to the bullpen the fewest times in the league, 45 times. Long reliever **Ellis Johnson** pitched 10.7 innings in his two appearances, not allowing a run or walk. Even old-timer **Ed Walsh** got into the act, going 3-0 in three starts while reliever **Mellie Wolfgang** was 3-0, 2.00 in limited work.

While not as noticeable as their outstanding hitting and pitching, Chicago's defense committed only 139 errors, the fewest in the AL. The Chicago outfield led the American League in outfield assists, throwing out 39 baserunners, reflective that opposing teams were required take chances to try and get an edge on the White Sox and how often opposing baserunners failed to advance.



Joe Benz (22-8, 2.52) was one of four White Sox pitchers to win 20 games.

Second place: Boston Red Sox 108-46, .701, second place, - 7 games

The Red Sox had a great season...but not great enough. Even though Boston won 108 games, it wasn't enough to overcome the marvelous season enjoyed by Chicago.

Boston stayed close to Chicago through late June, but their one major slip-up, a four-game sweep by the White Sox from June 23-26, dropped them five games behind the White Sox. From that point forward, Boston was never able to make up the ground lost in the sweep and wound up finishing seven games out of the lead.



Boston P **Rube Foster** 25 wins tied with Red Faber and Walter Johnson for most wins. Foster's 1.53 ERA led AL pitchers.

Boston's strength was their pitching, which was the best in the AL (2.11 ERA).

Lefty **Rube Foster** headed a fine Red Sox pitching staff. **Dutch Leonard** (20-4, 2.11) was outstanding. **Ernie Shore** got off to a slow start (6-5 through June 4) but heated up and threw a remarkable *three no-hitters in a seven-week span, finishing 20-10*.

Babe Ruth started out 9-1, but then lost six of seven from June 26-Aug 1. The Babe rebounded and won six of his last seven decisions down the stretch to finish 16-9.

Joe Wood, never quite the same since his outstanding 1912 campaign, surprised with an 11-5, 1.96 campaign, but was only able to start 15 games. **Carl Mays**, used almost exclusively in relief, compiled four saves, second in the AL, enough to put him on the AL All-Star team. Boston only made the call to the bullpen 54 times throughout the season.

Boston's offense sputtered at times and lacked the consistency of Chicago's hitters. The BoSox walked more times than they fanned, 568 to 508, but they simply lacked the overall firepower that the White Sox possessed.

The Red Sox offense centered around their great CF **Tris Speaker** (.314, .417 OBP, 86 RBIs), who had a terrific season. Speaker was difficult to strike out, fanning only 26 times while coaxing 97 BB.

LF **Duffy Lewis** (.268, 90 RBIs) hit well, particularly in the clutch, accumulating 90 RBIs while stealing 24 bases in 30 attempts (80%). 1b **Dick Hoblitzell** hit a solid .286 with 79 RBIs in 114 games. All-Star 3b **Larry Gardner** hit .275 with 16 doubles.

Beyond Speaker, Lewis, Hoblitzell and Gardner, the Red Sox simply had too many holes in their batting order to keep up with Chicago. RF **Harry Hooper** drew 85 BB, but hit only .228. Catcher **Hick Cady** hit a respectable .266, but had only 15 extra-base hits. SS **Everett Scott** only hit .211 and second basemen **Hal Janvrin** (.211), **Heinie Wagner** (.254) and **Jack Barry** (.254), acquired from Philadelphia in mid-season, hit for little power.

The Boston outfield trio of Lewis, Speaker and Hooper comprised the **best defensive outfield in the league**. The powerful arms of all three Boston outfielders required opposition baserunners to repeatedly hold up and not risk a chance of being thrown out by the Boston outfield. Combined, the Boston outfield committed only 16 errors and threw out 29 baserunners.


Third place: Detroit Tigers 105-49, .682, -10 games

Detroit, led by MVP **Ty Cobb**, had the most feared offense in the 1915 replay. The Tigers won 105 games, normally a ticket to the World Series, but they wound up 10 games behind league-leader Chicago and three games behind runner-up Boston. Nevertheless, Detroit enjoyed a remarkable season.

The Tigers led the league with a .274 batting average, led by their All Start outfield of **Cobb**, in center, LF **Bobby Veach** (.368, 121 RBIs, 104 runs, league-best 40 doubles) and RF **Sam Crawford** (.318, league-leading 137 RBIs and 22 triples).

Cobb, who led the league with a .396 batting average and .500 OBP, was in a league of his own. He led league in hits (226) and walks (115), a combined 341 times on base and stole 89 bases in 116 attempts (77%). He also led in runs scored (140) and total bases (295)

Detroit was just one of two teams with four players to record ten or more triples and led the league in doubles with eight players finishing with 10 or more two-baggers; if one added in the pitchers combined batting totals, the total reached eleven.




Detroit LF Bobby Veach hit .368 and had 121 RBIs, both second in the AL.

1b **George Burns** took over 1b in May and hit .284 with 60 RBIs. Infielder **Marty Kavanaugh** (.272, 64 RBIs, 6 HR) had a great first half, filling in for light-hitting **2b Ralph Young** (.237). SS **Donie Bush** only hit .213, but drew 107 walks and stole 27 bases.

The team also led the American League in grounded into double plays. **George Burns** and **Marty Kavanaugh** each hit into 18 DPs, while catcher **Oscar Stanage** hit into 17 twin killings.

Pitchers **Harry Coveleski** (24-12, 2.07), **Hooks Dauss** (24-7, 2.63) and **Jean Dubuc** (22-11, 2.14) were the beneficiaries of the high powered Detroit offense. The Tigers, however, lacked an equally effective fourth starter, although Bernie Boland (14-8, 3.13) who split time between starting and relief, performed well. Late season acquisitions from St. Louis **Bill James** (5-1, 2.29) and **Grover Lowdermilk** (3-2, 1.23) were a combined 8-3, 1.91 and kept Detroit in the race, but the Tigers were too far behind Chicago to catch up by the time they arrived.

A noticeable weakness in Detroit's makeup was on defense. On the left side of the infield, SS Donie Bush committed 44 errors, the most in the American League) and 3b **Ossie Vitt** (booted 26 chances. C **Oscar Stanage** made 26 miscues.



1b **Chick Gandil** was the Senators best hitter at .298.

Fourth place: Washington Senators, 72-82, .468, -43 games

The Senators were handicapped by a weak-hitting offense that struggled to score runs and possessed only two reliable starters.

While no team in the league had substantial power, the Senators lack of power was exceptional. They only managed to hit 11 home runs, partially because they played in spacious Griffith Stadium and partially because they had no one in their lineup who could generate extra-base hits, reflected by the team's remarkably low slugging average of .286.

Further compounding the Senators problems was the league's worst defense that committed 222 errors, leading to 112 unearned runs. Nine Senator players committed 10 or more errors.

Lacking much in the way of offense, the Senators had to turn to speed as a weapon and stole 210 bases as a team, only one less than Ty Cobb-led Detroit, who totaled a team 211 SB. The Senators also had to turn to sacrifices to advance runners (105 sacs, the most in the league, which held back their ability to generate big innings.

1b **Chick Gandil** (.298, 60 RBIs) and CF **Clyde Milan** (.272, 60 RBIs, 50 SB, team-leading 77 runs) were the leading Senators hitters. 3b **Eddie Foster** hit .245 and stole 39 bases, but the rest of the Washington offense was almost non-existent with little power and a remarkable inability to hit in clutch situations or with runners on base.

CF **Danny Moeller**, who led off most of the season, hit a paltry .198 with only 45 BB. LF-3b **Howard Shanks** (.217, 58 RBIs) and SS **George McBride** (.191, .232 OBP) were notable for their inability to deliver with men on base and McBride compounded his problems with 38 errors. C **John Henry** hit .204, thanks to a September spurt but drove in only 28 runs.

Walter Johnson (25-16, 2.04, league-best 220 strikeouts) had another great year, despite minimal offensive support. He allowed only one home run in the season and led the league in appearances (46)

Bert Gallia (16-12, 2.02), went 4-1 in September to help vault Washington past Cleveland for the number four spot in the standings. The rest of the pitching staff, however, was inconsistent and, like Johnson and Gallia suffered from a lack of run support. **Doc Ayers** (7-8) was 5-7 as a starter, despite an outstanding 2.07 ERA. **Joe Boehling** (8-19, 4.00, nine HR allowed) and **Jim Shaw** (3-12, 3.92) both were disappointing.

Fifth place: Cleveland Indians, 70-84, .456, - 45 games

Cleveland overperformed in the replay, hovering in fifth place for most of the season (versus their real-life performance, where they ended in seventh place). Cleveland's overperformance felt like it was done with smoke and mirrors. The Indians were last in hitting (.209) and OBP (.286).


The Tribe's defense was also nothing special (198 errors, tied for second fewest, but fifty errors more than pennant winning Chicago) and their pitching centered primarily around one outstanding pitcher and a mediocre pitcher.

There were three reasons the Indians were able to overperform. One was All-Star pitcher **Guy Morton** (22-7, 1.87, a sparking 2:1 strikeout to BB ratio), who was able to consistently win, despite the combination of a poor offense and poor defense behind him. The second reason that **Cleveland was a league-best 29-18, .617 in one-run games**, which was instrumental in holding their fifth-place position.

The third reason was the addition of journeyman 1b **Jay Kirke** to the lineup on June 25. Kirke went 16-29, .552 in his first six games with Cleveland and bat stayed hot well into July, when the Tribe won five straight to solidify the Indians fifth place position. Kirke finally cooled off in late July and wound up hitting .322 with 64 RBIs, second on the team, despite playing only two-thirds of the season. Shoeless **Joe Jackson**, who was dealt to the White Sox, was a disappointment, hitting only .261 with 38 RBIs before departing in early August. OF **Elmer Smith** showed some power with 21 doubles, 6 home runs and 73 RBIs and SS **Ray Chapman** hit 19 triples and stole 30 bases. OF **Braggo Roth**, obtained from Chicago for Joe Jackson had 14 extra-base hits in 44 games, including four home runs.

The bottom of the Cleveland batting order dampened their offense. 2b **Bill Wambsganss** hit only .139 with just 37 hits in 332 at bats. C **Steve O'Neill** (.198) and **Ben Egan** (.152) had only 91 hits between them.

Surprisingly, only five Indians position players hit into double plays, led by SS Roy Chapman, who hit into 19 twin killings. Tribe pitchers, however, made up the difference, hitting into 15 double plays.



Cleveland SS Ray Chapman hit 19 triples for the Tribe.

Veteran lefty **Willie Mitchell** (14-17, 3.18) was the only other Cleveland pitcher besides Morton to win in double figures. **Oscar Harstad** (7-2, 2.86) was used 15 times in relief, and was 6-1 as a spot starter. The rest of the pitching staff was poor, at best. **Rip Hagerman** (4-16, 3.83) served up seven HRs and was hurt by 21 unearned runs surrendered. Lefty **Fritz Coumbe** (3-9, 4.59) was rocked consistently.

Sixth place: New York Yankees 61-93, .396, -54 games

The Yankees played reasonably well for the first third of the season, going 29-36, .446 through June 20, tied for fourth place, giving them hope that they might climb to .500. Things fell apart, however, and the Yanks went 32-5-57, .359 for the rest of the campaign, landing them in sixth place, far down in the standings.



SS **Roger Peckinpaugh** hit eight HRs, tied with Jack Fournier for the AL lead.

New York's lineup was inconsistent throughout the season with no single hitter able to carry the team. 2b **Paddy Baumann** (.278, .369 OBP, 37 RBIs) but only played about half the season. 1b **Wally Pipp** did play all season long, but hit only .250, driving in 63 runs, best on the team. 3b **Fritz Maisel** (.244, 55 RBIs) was 49-13 (79%) on stealing attempts, which was instrumental in the Yankees finishing with the league's best stealing percentage.

SS **Roger Peckinpaugh** hit 20 doubles and belted eight home runs to tie Chicago's Jack Fournier for the home run lead. Peck drove in 53 runs, but hit only .223 with a watery .275 OBP, while committing 39 errors. 2b **Luke Boone** only hit .195, but hit seven HRs and led the league in HBP with 17 plunks.

The Yankees team ERA of 3.97 was the second worst in the league with only two starters totaling double figures in wins. P **Ray Caldwell** (18-18, 3.20, 170 strikeouts) may have been the best player on the team, going 18-18, 3.20, while batting .224 and tying for second in the American League with seven home runs. **Ray Fisher** (16-12, 2.33) was also effective. Both Caldwell and Fisher, however, had a penchant for serving up home runs, with Caldwell giving up 11 home runs and Fisher 10 long balls.

Behind Caldwell and Fisher, only spot starter **Cy Pieh** (5-7, 2.00) showed much. **Bob Shawkey** was a woeful 1-11, 4.93 after being acquired from Philadelphia. Longtime Yankees **Jack Warhop** (2-11, 6.95) and **Ray Keating** (5.86) were both awful before being shut down in mid-season. **Boardwalk Brown**, in his second season with NY, was 2-9, 5.62. Ten of New York's pitchers struggled with control, giving up more walks than strikeouts.

Seventh place: St. Louis Browns, 48-106, .317, -67 games

The only reason St. Louis didn't finish last was the presence of Philadelphia, who was even worse. The Browns settled in seventh place on April 28 and then fell into the cellar from June 14-July 4, but finally managed climb back into seventh, past the A's, who were then sinking fast. The highlight of the season for St. Louis came against the Athletics Aug 28-31, when the Browns swept the "Cellar Series," outscoring the Athletics 44-9 in the four games.

The few bright spots for the Browns were 2b **Del Pratt** who was the Browns offensive leader (.271, 25 doubles, 17 triples and 82 RBIs).

First baseman **George Sisler**, who only played about half the season, proved to be a better hitter (.272, 5 HR) than a pitcher (2-6, 4.23). Leadoff man **Burt Shotton** hit only .234 but walked 106 times and had a .354 OBP. He also stole 22 bases. OF **Tilly Walker**, who led the AL in strikeouts (88), generated 32 extra-base hits, including four HRs while hitting .250. **Ivan Howard** hit .266 with 18 extra-base hits in part-time duty.

3b **Jimmy Austin** led the team with 67 runs scored with 6 hit only .222 and had one of the worst slugging percentages in the AL at .257. Only eight of Austin's 100 base hits were for extra bases. The catching tandem of **Sam Agnew** and **Hank Severeid** was also problematic for the Browns. C Sam Agnew hit only .198 with an OBP of .217 and only had three extra-base hits of his 54 hits (.212 slugging). Compounding his problems, Agnew made 34 errors. Severeid was even worse hitting .163 with an OBP of .229 and .185 slugging percentage and 11 errors on defense.

The Browns pitching was nothing to write home about. Thirteen of the Browns pitchers walked more batters than they struck out, with the pitching staff walking a troublesome combined 630 batters.

Lefty **Carl Weilman** 12-17, 3.24 was the best Browns pitcher, but gave up a league high 13 home runs. **Grover Lowdermilk** went 8-19, 3.24 with 132 strikeouts and 119 BB before being dealt to Detroit along with **Bill James** (8-14, 3.36). Southpaw **Earl Hamilton** was 7-19, 3.30. Late season call-ups **Tim McCabe** (3-2), **Jim Park** (2-1) and **Johnny Tillman** (1-0) showed some promise.



2b **Del Pratt** was the Browns offensive leader with 45 extra-base hits.

Eighth place: Philadelphia Athletics, 37-117, .240, -78 games

Replaying the journey of the Athletics in 1915 was like following Martin Sheen's character down the river in *Apocalypse Now*. The longer the season went on, the worse the team became, winding up with a horrible 37-117 record.

After settling into the cellar on April 25, the A's actually were able to climb into seventh place ahead of St. Louis for three weeks from June 14-July 5. It turned out to be too good to last. From July 1 through the end of the season, Philadelphia went 15-65, .188, finishing 78 games out of first place and 11 games behind seventh place St. Louis.

Philadelphia showed some offensive pop from time to time, primarily from veterans from the earlier A's teams that were so competitive from 1911-1914. The team's .233 batting average ranked fourth in the league.

1b **Stuffy McInnis** hit .293 to rank among the league's top ten batters. **Nap Lajoie**, in one of his twilight seasons, hit a respectable .256, led the team in RBIs with 62 and drove his aging legs to steal 15 bases..

Outfielders **Jimmy Walsh** (.284), **Amos Strunk** (.265, 26 doubles, 58 runs scored) and **Eddie Murphy**, dealt to Chicago in mid-season, (.290, .379 OBP) all gave challenged opposition pitchers. LF **Rube Oldring** drove in 41 runs. C **Jack Lapp** hit .256, but hit into a league-high 21 double plays.

The A's pitching was a total disaster.

For the season, the A's pitchers gave up an astounding 1,048 runs with 186 of them unearned, thanks to a defense that committed 211 errors. The pitching staff gave up 1,705 hits, 358 more than Cleland, who ranked seventh in hits allowed. Adding fuel to the fire, A's pitchers combined to walk 786 batters, 156 more than second-worst St. Louis.

Other than **Weldon Wyckoff** (12-20, 3.94), **Joe Bush** (6-12, 4.40) and **Bob Shawkey** (5-6, 5.15 before being traded to NY) were the best the A's could offer.

Twenty-two other pitchers combined to go 14-79, headed by **Rube Bressler** (3-18, 9.04), who suffered through a horrible season. Of the 15 hurlers with 10 or more innings pitched, 13 gave up more hits than innings pitched. The team ERA, not surprisingly, was the league's worst at 5.61.

The high point of the A's season was a three-game sweep over powerful Detroit, May 25-27, including a hard-fought win in Game Two, behind Bob Shawkey, who gave up 14 hits but bulldogged his way to a 9-8 victory, followed by a come-from-behind win that saw the A's score two runs in the bottom of the 11th to edge the Tigers 6-5



Weary **Weldon Wyckoff**
12-20, .3.94, 178 Ks



Phila 1b **Stuffy McInnis**, one of the holdovers from the A's great teams of the early teens, hit .293, tied for eighth in the AL.



A's southpaw **Rube Bressler**, 20 years old in 1915, threw a 3-0, two-hit shutout against New York. It was all downhill from there as Bressler suffered through a miserable campaign, going 3-18 with a 9.04 ERA.

1915 American League Team Totals

Batting

Player	Avg	OBP	G	AB	R	H	2B	3B	HR	RBI	BB	K	SB-CS	SH	SF	HB	DP	E
Detroit	.274	.359	154	5265	798	1443	220	96	28	735	686	580	211-104	56	54	41	118	189
Chicago	.266	.351	154	5135	833	1366	176	87	23	763	640	597	146-115	108	70	70	67	139
Boston	.252	.327	154	5224	736	1317	190	75	27	659	568	508	142-80	102	52	39	106	155
Phila	.233	.298	154	5001	506	1166	177	60	21	464	418	649	100-55	55	29	54	88	211
Washington	.229	.298	154	5035	539	1150	144	59	11	453	461	621	210-109	105	47	49	64	222
St. Louis	.224	.291	154	5144	503	1153	130	72	21	455	470	754	124-92	61	37	28	73	214
New York	.220	.298	154	5151	566	1131	161	45	35	515	537	664	160-74	91	45	56	103	189
Cleveland	.209	.287	154	4951	504	1036	143	69	27	480	510	732	99-77	50	43	48	117	198
AL Average	.239	.314	154	5114	621	1221	168	70	24	567	537	638	149-88	79	47	48	92	190

Pitching

Team	W-L	ERA	Apr	GS	CG	Sh	Sv	IP	H	R-ER	HR	BB	SO	HB	WP
Boston	108-46	2.11	208	154	104	28	8	1389.3	923	402-326	14	515	694	49	13
Chicago	115-39	2.50	198	154	109	24	5	1334.0	993	440-370	18	477	604	53	8
Detroit	105-49	2.56	218	154	86	14	8	1393.7	1108	494-397	16	511	604	40	16
Washington	72-82	2.69	237	154	79	15	7	1389.7	1148	528-416	20	482	735	44	20
Cleveland	70-84	3.53	278	154	56	6	15	1388.3	1347	668-545	19	468	693	49	12
St. Louis	48-106	3.75	258	154	57	5	5	1402.7	1275	735-584	26	630	577	50	16
New York	61-93	3.97	256	154	65	10	3	1374.3	1322	714-606	42	528	581	38	14
Philadelphia	37-117	5.61	288	154	43	3	5	1382.0	1705	1048-862	22	786	705	55	53
AL Average	77-77	3.22	268	154	70	14	9	1382.0	1266	612-494	24	502	650	36	23

Balks Boston 2, Chicago 1, Cleveland 1, Detroit 1, New York 1, Philadelphia 1, St. Louis 1

Detroit, led by their slugging outfielder trio of Cobb, Veach, and Crawford, was an offensive powerhouse, leading the league in batting average, OBP, doubles, triples, and slugging (.368). Tiger batters also hit into the most double plays (118). The White Sox, with a more consistent lineup from top to bottom, outscored the Tigers by 35 runs to lead the league in runs scored.

The White Sox stole 211 bases, the most in the AL, but only one SB better than weaking hitting Washington (210 SB), who had to run to make up for a lack of offensive punch. While the White Sox liked to hit-and-run and steal, their 56% steal rate was the worst in the AL with the Yankees with the best steal percentage (68%).

The Yankees led the AL in home runs with 35, buoyed by **Roger Peckinpough** (8 HR), IF **Luke Boone** (7 HR) and a surprising seven HRs by pitcher **Ray Caldwell**. At the bottom of the batting stats was Cleveland, with a paltry .209 batting average and .287 OBP that were both the league's worst. The seventh-place Browns fanned more than any team in the AL (754), sixty-eight more than Cleveland, who sat at the bottom of the batting stats in batting average (.209) and OBP (.287)

Boston had the best pitching staff in the American League, but as good as it was, it was not that much better than the White Sox, who featured four- 20-game winners. The Red Sox team ERA of 2.11 was almost a half-run better than Chicago. Boston both chalked up 28 shutouts wins and 28 complete games, both tops in the AL. The pitching stats for Detroit, who had three 20-game winners, were also impressive.

Led by Walter Johnson's league-leading 228 Ks, Washington recorded the most strikeouts (735).

At the other end of the pitching spectrum, Philadelphia recorded a staff ERA of 5.61, over a run-and-a-half behind New York's pitching staff, which ranked seventh. The A's gave up more than a thousand runs, 186 of them unearned. The pitching staffs of both Philadelphia and seventh place St. Louis walked more batters than they struck out. The A's handed out free passes to 786 batters while St. Louis pitchers walked 630 batters.

New York, who led the league in home runs on offense, also led the league by surrendering the most home runs, 42.

1915 Chicago White Sox
115-39, .747 first place , +7 games

Player	Avg	OBP	G	AB	R	H	2b	3b	HR	RBI	BB	K	SB-CS	Sac	SF	HBP	DP	E
Ray Schalk c	.298	.396	129	416	57	124	11	3	1	61	68	29	4-3	9	4	2	3	12
Jacque Fournier 1b	.111	.352	.450	109	90	144	20	18	8	121	65	44	13-9	0	10	16	7	5
Eddie Collins 2b	.334	.433	146	571	128	191	24	8	1	109	102	38	43-30	1	11	6	6	6
Buck Weaver ss	.265	.320	139	562	93	149	22	13	1	72	42	56	18-14	14	5	6	4	28
Lena Blackburn 3b	.219	.297	99	302	35	66	8	1	0	35	35	31	6-3	11	6	1	6	13
Joe Jackson lf-a	.290	.368	44	162	21	47	7	3	2	28	22	12	2-4	0	5	1	1	2
Happy Felsch cf	.255	.358	117	424	76	108	18	8	4	59	67	59	5-14	8	5	4	6	10
Shano Collins rf	.301	.347	142	594	87	179	33	12	1	111	41	54	24-14	2	9	5	7	16
Tom Daly c	.271	.364	25	48	8	13	0	0	0	2	6	10	0-0	1	0	1	0	3
Finners Quinlan of	.259	.323	40	116	19	30	8	0	0	6	7	10	3-4	0	4	6	3	0
Braggo Roth of-t	.258	.353	69	236	50	61	7	10	3	43	33	37	9-3	3	1	2	1	11
Bunny Brief 1b	.247	.321	45	166	18	41	5	2	2	24	15	34	1-7	4	2	4	3	2
Pete Johns 3b	.239	.297	30	117	7	28	1	2	0	13	8	12	1-2	5	1	2	0	4
Nemo Leibold of-a	.220	.321	38	91	17	20	1	0	0	9	13	13	1-1	0	1	1	2	1
Wally Mayer c	.175	.235	21	63	2	11	1	1	0	4	5	10	0-0	2	0	0	2	3
Jim Breton if	.136	.269	20	44	3	6	1	0	0	4	7	10	2-2	1	0	1	1	2
Ray Demmitt of	.100	.250	13	10	0	1	0	0	0	1	2	4	0-0	0	0	0	0	0
Pitchers	.166	.276	154	422	67	70	2	2	0	34	58	109	3-0	45	4	8	13	18
Team	.271	.357	154	5135	833	1366	176	87	23	763	640	597	146-115	108	70	70	67	139

PB Ray Schalk 6, Wally Mayer 2, Tom Daly 2. OF assists Shano Collins 14, Shano Collins 8, Eddie Murpy 8, Happy Felsch 5, Nemo Leibold 3, Jack Fournier 2, Joe Jackson 1, Braggo Roth 1.

<u>Player</u>	<u>W-L</u>	<u>ERA</u>	<u>G</u>	<u>GS</u>	<u>CG</u>	<u>Sh</u>	<u>Sv</u>	<u>IP</u>	<u>H</u>	<u>R-ER</u>	<u>HR</u>	<u>BB</u>	<u>SO</u>	<u>HB</u>	<u>WP</u>
Red Faber	25-7	2.29	32	30	25	5	1	239.7	180	73-61	3	87	153	12	2
Jim Scott	22-7	2.19	39	33	22	6	1	287.3	181	85-70	3	68	125	11	0
Joe Benz	22-8	2.52	33	30	20	3	0	253.3	168	86-71	3	95	84	8	2
Reb Russell	20-9	2.47	32	25	18	6	0	214.7	173	69-59	2	70	73	6	1
Eddie Cicotte	18-5	2.65	33	27	19	3	2	238.0	190	81-70	5	59	124	12	3
Ed Walsh	3-0	2.00	3	3	3	0	0	27.0	19	6-6	1	3	10	0	0
Mellie Wolfgang	3-2	4.02	13	2	2	1	0	31.3	27	17-14	0	10	15	3	0
Ellis Johnson	1-0	0.00	2	0	0	0	0	10.7	9	1-0	0	1	1	0	0
Hi Jasper	1-1	4.77	3	2	0	0	0	11.3	19	9-6	1	9	7	0	0
Ed Klepfer -t	0-0	5.40	6	2	0	0	0	20.0	25	12-12	0	9	4	1	0
Team	115-39	2.50	198	154	109	24	5	1334.0	993	440-370	18	411	607	53	8

Balk Joe Benz

1915 Boston Red Sox
108-46, .701, second place , - 7 games

Player	Avg	OBP	G	AB	R	H	2b	3b	HR	RBI	BB	K	SB-CS	Sac	SF	HBP	DP	E
Hick Cady c	.266	.328	71	229	22	61	13	2	0	33	22	23	0-0	5	2	0	7	7
Dick Hoblitzell 1b	.286	.346	114	444	63	127	15	19	2	79	43	33	3-5	1	8	2	7	9
Jack Barry 2b-a	.249	.315	85	293	32	73	11	4	0	36	24	18	12-9	9	2	5	8	19
Everett Scott ss	.211	.259	116	365	39	77	9	1	1	40	26	18	6-2	22	6	0	8	22
Larry Gardner 3b	.275	.329	128	462	51	127	16	7	6	58	34	25	18-11	14	2	4	14	16
Duffy Lewis lf	.268	.339	153	575	93	154	24	8	5	90	66	71	24-6	8	11	2	9	9
Tris Speaker cf	.314	.417	152	579	106	182	20	9	0	86	97	26	44-22	3	5	9	4	4
Harry Hooper rf	.228	.328	146	587	115	134	20	5	4	49	85	46	11-14	9	2	3	10	3
Raymond Haley c	.222	.300	9	9	2	2	2	0	0	1	1	1	0-0	0	0	0	1	1
Hal Janvrin 2b-ss	.218	.272	90	285	29	62	8	0	1	28	14	27	3-3	6	2	8	6	8
Bill Rodgers of -a, t	.200	.556	10	5	2	1	0	0	0	0	4	1	0-0	0	0	0	0	0
Pinch Thomas c	.194	.325	69	191	14	35	5	3	0	22	11	24	1-1	2	2	1	5	5
Olaf Henriksen ph-of.	.174	.356	56	69	10	12	3	1	0	2	19	7	0-0	0	1	1	1	1
Mike McNally if	.169	.206	18	59	3	10	0	0	0	9	3	3	0-0	1	1	0	4	3
Chick Shorten of	.000	.000	5	10	0	0	0	0	0	0	0	3	0-0	0	0	0	0	0
Pitchers	.227	.302	154	490	54	111	25	6	6	53	54	116	0-0	10	5	1	12	28
Team	.252	.327	154	5224	736	1317	190	75	26	659	568	508	142-80	102	52	39	106	155

PB Hick Cady 9, Pinch Thomas 3, Bill Carrigan 2. Pitcher home runs Rube Foster 3, Babe Ruth 3.

Pitcher	W-L	ERA	G	GS	CG	Sh	Sv	IP	H	R-ER	HR	BB	SO	HB	WP
Rube Foster	25-6	1.53	34	33	25	8	0	300.7	147	66-51	6	100	120	10	0
Ernie Shore	20-10	1.87	33	32	22	7	0	288.3	143	66-60	4	92	158	10	3
Dutch Leonard	20-4	2.11	29	22	17	4	1	187.3	130	49-44	1	78	115	7	1
Babe Ruth	16-9	2.24	28	28	18	4	0	229.0	169	66-57	1	76	110	9	4
Joe Wood	11-5	1.96	27	15	10	2	1	156.0	86	42-34	0	73	79	6	1
Carl Mays	7-4	2.23	27	6	4	1	4	80.7	77	25-20	0	29	52	3	2
Vean Gregg	5-1	1.80	12	8	4	1	0	70.0	66	18-14	0	27	41	0	2
Ray Collins	4-5	5.40	16	9	4	1	2	65.0	87	50-39	0	29	7	3	0
Herb Pennock-a	0-1	3.72	4	1	0	0	0	9.7	12	6-4	1	11	9	0	0
Ralph Comstock-j	0-1	10.11	3	0	0	0	0	2.7	6	3-3	1	0	3	1	0
Team	108-46	2.11	208	154	104	28	8	1389.3	923	402-326	14	515	694	49	13

Balks Ernie Shore 1, Vean Gregg 1.



The 1915 Boston Red Sox won a marvelous 108 games, but finished seven games behind the White Sox

1915 Detroit Tigers
105-49, .682, third place , - 10 games

Player	Avg	OBP	G	AB	R	H	2b	3b	HR	RBI	BB	K	SB-CS	Sac	SF	HBP	DP	E
Oscar Stanage c	.261	.297	80	329	29	86	14	4	0	45	16	37	2-2	10	6	0	17	16
George Burns 1b	.284	.334	105	401	57	114	29	1	7	60	28	46	11-5	8	6	5	18	9
Ralph Young 2b	.237	.331	110	396	42	94	7	7	0	51	58	50	12-8	6	5	0	4	18
Donie Bush ss	.213	.336	153	591	90	126	9	7	2	36	107	61	27-14	5	2	3	9	44
Ossie Vitt 3b	.213	.323	154	587	78	125	17	8	1	52	95	46	21-25	5	4	2	9	24
Bobby Veach lf	.368	.447	152	527	104	194	40	11	6	121	77	52	12-11	7	10	6	5	11
Ty Cobb cf	.396	.500	153	571	140	225	33	17	1	78	115	46	89-27	0	3	7	3	7
Sam Crawford rf	.318	.378	150	619	111	197	32	22	3	137	63	43	23-7	1	12	4	9	7
Frank Fuller 2b	.308	.372	14	39	6	12	0	0	0	3	4	3	1-2	0	0	0	0	2
Red McKee c-ph	.275	.339	47	102	7	28	3	0	0	9	9	17	0-0	2	0	1	3	5
Marty Kavanaugh if	.272	.342	94	312	47	85	13	13	6	64	32	34	5-1	1	2	2	17	8
Bill Jacobson of-t	.254	.338	41	71	10	18	5	0	0	9	4	14	3-0	0	0	5	2	0
Geo. Moriarity if	.240	.374	39	75	15	18	3	0	0	10	13	8	5-1	2	0	3	3	1
Del Baker c	.240	.305	40	150	16	36	4	1	1	17	13	19	0-0	0	2	2	5	13
John Peters c	.000	.000	3	5	0	0	0	0	0	0	0	2	0-0	0	0	0	0	0
Pitchers	.173	.249	154	490	46	85	11	5	1	43	49	102	0-1	9	2	1	13	14
Team	.274	.359	154	5265	798	1444	220	96	28	735	686	580	211-10456	54	41	118	189	

PB Oscar Stanage 6, Del Baker 6, Red McKee 2.OF assists Tu Cobb 9, Sam Crawford 6, Bobby Veach 6. Pitcher home run Jean Dubuc.

<u>Pitcher</u>	<u>W-L</u>	<u>ERA</u>	<u>G</u>	<u>GS</u>	<u>CG</u>	<u>Sh</u>	<u>Sv</u>	<u>IP</u>	<u>H</u>	<u>R-ER</u>	<u>HR</u>	<u>BB</u>	<u>SO</u>	<u>HB</u>	<u>WP</u>
Hooks Dauss	24-7	2.63	37	34	23	5	1	284.0	192	104-83	2	120	151	15	7
Harry Coveleski	24-12	2.07	42	38	30	2	1	335.0	220	100-77	4	86	170	7	3
Jean Dubuc	22-11	2.14	38	34	12	4	2	302.7	247	86-72	4	109	112	8	3
Bernie Boland	14-8	3.13	31	17	9	1	0	172.7	162	66-60	3	89	49	2	1
Bill James -a	5-1	2.29	9	9	5	0	0	78.7	60	24-20	0	25	29	1	1
Bill Steen -a	4-3	2.53	12	6	2	1	0	53.3	42	19-15	0	16	20	1	1
Pug Cavet	4-3	6.99	17	7	0	0	1	47.7	79	42-37	3	20	16	3	0
Grvr Lowdermilk-a	3-2	1.23	5	5	4	1	0	44.0	21	14-6	0	21	36	0	0
Red Oldham	2-1	1.89	14	2	1	0	2	47.7	51	10-10	0	12	13	1	0
Ross Reynolds	2-1	9.53	4	2	0	0	1	11.3	21	13-12	0	6	5	1	0
George Boehler	1-0	2.70	10	0	0	0	0	16.7	13	5-5	0	7	6	1	0
Team	105-49	2.56	219	154	86	14	8	1393.7	1108	494-397	16	511	607	40	16

Balk Pug Cavet 1.

1915 Washington Senators
72-82, .468 fourth place, -43 games

Player	Avg	OBP	G	AB	R	H	2b	3b	HR	RBI	BB	K	SB-CS	Sac	SF	HBP	DP	E
John Henry c	.204	.312	97	304	28	62	7	1	3	28	38	25	16-3	8	3	11	5	28
Chick Gandil 1b	.245	.312	131	490	45	146	18	8	2	60	24	49	27-14	9	2	3	1	17
Ray Morgan 2b-t	.266	.350	65	214	32	57	4	8	0	25	26	23	4-4	5	3	3	2	12
Geo. McBride ss	.191	.232	147	482	25	92	6	5	1	42	29	64	9-9	10	10	0	9	38
Eddie Foster 3b-2b	.245	.312	153	601	66	147	23	4	0	37	56	48	39-11	17	2	4	6	29
Howard Shanks lf	.217	.261	137	511	53	111	16	7	0	58	29	45	13-11	12	8	4	8	10
Clyde Milan cf	.272	.346	154	585	77	159	13	8	1	60	70	42	50-20	8	7	0	1	18
Danny Moeller rf	.198	.460	122	460	52	91	8	7	0	21	45	64	24-15	8	1	2	3	7
Charlie Jamieson lf	.339	.391	16	59	6	20	1	4	0	8	4	8	0-1	2	0	1	0	2
Joe Judge 1b	.318	.380	11	44	8	14	2	0	1	7	2	11	1-1	0	1	3	1	0
Merlin Kopf of	.310	.382	16	29	5	9	0	0	0	3	4	7	1-1	2	1	0	2	0
Turner Barber rf	.281	.361	22	64	9	18	0	1	0	6	7	6	0-1	0	0	1	5	2
Horace Milan of	.250	.333	8	16	3	4	0	0	0	2	2	2	1-0	0	0	0	0	0
Merito Acosta of	.197	.280	38	66	9	13	1	2	0	6	8	15	5-5	3	1	0	0	1
Doug Neff 2b	.243	.308	28	70	7	17	3	0	0	7	7	7	0-0	3	1	0	1	6
Henri Rondeau of	.217	.280	15	46	7	10	0	0	0	6	4	6	0-2	0	0	0	2	2
Sam Mayer of	.214	.303	12	28	1	6	1	0	0	3	3	2	0-1	0	1	1	1	0
Carl Sawyer ss	.200	.375	9	25	3	5	1	0	0	3	6	7	3-1	3	0	1	1	1
Eddie Ainsmith c	.184	.301	44	114	12	21	6	1	0	16	17	19	2-1	2	0	2	1	14
Merito Acosta of	.156	.269	64	160	16	25	5	0	0	9	23	19	7-2	4	1	2	3	1
Tom Connolly 3b	.147	.265	45	95	7	14	0	0	0	4	15	16	5-3	1	2	1	0	4
Pitchers	.185	.249	154	448	37	83	16	3	2	30	33	123	1-1	9	0	5	7	19
Team	.229	.297	154	5042	518	1154	137	59	11	453	467	621	210-109	105	47	19	65	222

PB John Henry 8, Rip Williams 1, Eddie Ainsmith 1. OF assists: Danny Moeller 17, Clyde Milan 7, Merito Acosta 3, Turner Barber 3, Howard Shanks 1, Charlie Jamieson 1, Henri Rondeau 1, Sam Mayer 1. Pitcher home runs Walter Johnson, Joe Boehling.

Pitcher	W-L	ERA	G	GS	CG	Sh	Sv	IP	H	R-ER	HR	BB	SO	HB	WP
Walter Johnson	25-16	1.96	46	39	28	6	1	353.3	202	96-77	1	107	220	16	2
Bert Gallia	16-12	2.02	35	29	17	4	0	258.0	192	77-58	4	70	128	7	6
Joe Boehling	8-19	4.00	38	31	12	1	2	238.7	323	132-106	9	98	117	5	3
Doc Ayers	7-8	2.07	35	15	9	2	2	178.0	140	51-41	2	53	81	9	0
Harry Harper	5-7	3.00	15	10	4	0	1	78.0	46	60-26	1	27	62	0	1
Jim Shaw	3-12	3.82	27	18	4	1	0	148.3	146	88-63	1	67	77	2	4
Sam Rice	3-1	1.76	5	3	2	1	0	30.7	16	7-6	0	11	14	1	0
Jack Bentley	2-1	1.13	5	2	2	0	0	24.0	8	3-3	1	7	6	0	0
Bill Hopper	1-0	6.14	14	0	0	0	0	22.0	34	19-15	0	14	7	0	3
George Dumont	1-3	2.23	4	4	1	0	0	31.0	14	11-8	0	12	13	0	1
Joe Engel	1-3	4.23	13	3	0	0	1	27.7	27	14-13	1	16	10	4	0
Team	72-82	2.69	237	154	79	15	7	1389.7	1148	528-416	20	482	735	44	20

Balks none

1915 Cleveland Indians
70-84, .455, fifth place, -45 games

Player	Avg	OBP	G	AB	R	H	2b	3b	HR	RBI	BB	K	SB-CS	Sac	SF	HBP	DP	E
Steve O'Neill c	.198	.258	114	364	14	72	11	1	2	25	26	31	0-1	6	1	4	12	20
Jay Kirke 1b	.322	.360	95	339	32	109	17	3	4	64	20	33	3-2	0	3	2	2	19
Bill Wambsganss 2b	.142	.242	110	332	17	47	1	4	0	21	39	46	8-7	4	3	6	4	14
Ray Chapman ss	.252	.341	148	583	101	147	14	19	2	54	77	85	30-18	8	1	2	19	30
Walter Barbare 3b	.180	.224	89	266	16	48	0	0	0	19	13	41	4-5	3	4	3	11	8
Jack Graney lf	.236	.333	112	385	36	91	18	8	0	59	56	40	6-6	1	10	5	13	11
Nemo Leibold cf-t	.254	.374	53	193	34	49	7	3	0	16	34	17	5-3	3	0	3	1	4
Elmer Smith rf	.245	.299	125	461	39	113	21	9	6	73	36	72	7-12	3	6	2	16	5
Josh Billings c	.278	.300	8	18	1	5	1	0	1	5	0	5	0-0	0	1	1	0	1
Joe Jackson of-1b-t	.261	.359	87	318	47	83	9	6	4	38	45	18	7-9	0	2	5	3	7
Tex Hoffman 3b	.231	.375	8	13	4	3	0	0	0	3	3	0	0-0	0	0	0	0	1
Terry Turner if	.226	.295	91	274	35	62	13	1	1	17	26	15	10-6	6	1	1	4	9
Braggo Roth, of	.225	.290	44	160	27	36	2	8	4	28	11	38	7-1	0	1	4	0	4
Jack Hammond 2b	.191	.189	29	89	5	17	1	1	0	8	0	20	0-0	0	1	0	3	5
Jim Eschen cf	.179	.273	11	39	5	7	0	0	0	3	5	8	0-0	0	0	0	1	1
Billy Southworth of	.160	.294	55	156	19	25	3	3	0	6	28	12	0-1	2	1	2	0	6
Denny Wilie lf	.160	.331	40	125	16	20	5	0	1	5	31	24	3-3	0	0	1	1	4
Ben Egan c	.152	.232	41	125	9	19	8	0	0	6	13	18	0-0	1	0	0	4	9
Joe Evans 3b	.144	.282	41	97	10	14	1	0	1	8	19	18	6-1	0	1	0	3	4
Bill Rodgers if-r	.143	.218	17	79	8	7	1	0	1	4	4	8	3-1	0	1	1	1	2
Pete Shields 1b	.137	.167	23	73	4	10	6	0	0	2	3	13	0-1	0	2	0	2	4
Roy Wood 1b	.101	.158	36	69	4	7	0	1	0	9	2	11	0-0	0	2	3	2	2
Pitchers	.104	.147	154	433	21	45	4	2	0	7	19	159	0-0	13	2	3	15	28
Team	.209	.287	154	4961	504	1036	143	69	27	480	510	732	99-77	50	43	48	117	198

PB Steve O'Neill 11,, Ben Egan 1. OF assists Joe Jackson 12, Nemo Leibold 10, Jack Graney 4, Braggo Roth1, Jack Graney 1.

Player	W-L	ERA	G	GS	CG	Sh	Sv	IP	H	R-ER	HR	BB	SO	HB	WP
Guy Morton	22-7	1.87	34	27	23	2	2	250.7	169	71-52	1	70	151	7	1
Willie Mitchell	14-17	3.18	36	30	13	2	0	248.7	206	105-88	2	93	162	8	1
Oscar Harstad	7-2	2.86	32	7	4	0	2	97.7	68	34-31	1	44	53	2	0
Roy Walker	5-9	3.95	27	15	2	1	0	146.0	178	80-64	1	10	82	5	4
Rip Hagerman	4-16	3.83	30	22	4	0	0	171.3	185	94-73	7	68	82	9	1
Lynn Brenton	3-1	2.41	9	5	1	0	1	59.7	53	16-16	0	9	17	4	0
Allan Collamore	3-3	5.77	8	6	2	0	0	39.0	49	25-25	2	17	9	1	0
Ed Klepfer-a	3-4	2.29	8	7	3	1	0	55.0	39	20-14	0	19	20	1	0
Bill Steen-t	3-4	3.86	11	7	2	0	1	51.3	55	28-22	1	18	14	2	2
Fritz Coumbe	3-9	4.59	12	12	0	0	1	104.0	131	67-53	0	45	41	6	2
Paul Carter	2-1	4.50	8	2	1	0	0	24.0	25	15-12	1	11	12	0	1
Clarence Garrett	1-2	2.81	4	4	1	0	0	32.0	21	11-10	1	9	12	1	0
Abe Bowman	0-1	6.75	4	1	0	0	0	8.0	13	7-6	0	5	1	0	0
Sam Jones	0-8	7.04	42	9	0	0	8	101.0	155	95-79	2	50	37	3	0
Team	70-84	3.53	278	154	56	6	15	1388.3	1347	668-545	19	468	693	49	12

Balk Willie Mitchell

1915 New York Yankees
63-91, .396, sixth place, - 54 games

Player	Avg	OBP	G	AB	R	H	2b	3b	HR	RBI	BB	K	SB-CS	Sac	SF	HBP	DP	E
Les Nunamaker c	.190	.244	82	289	20	55	4	3	0	27	20	31	2-2	5	1	1	7	10
Wally Pipp 1b	.250	.312	135	517	69	129	18	9	4	63	46	76	19-8	3	5	3	4	12
Lute Boone 2b-if	.195	.289	128	431	41	84	13	2	7	48	41	46	7-4	15	3	17	15	17
Rog Peckinpaugh ss	.223	.283	131	548	70	122	20	6	8	53	44	79	21-7	13	2	3	7	39
Fritz Maisel 3b	.244	.324	137	528	60	129	16	3	2	55	64	47	49-13	4	6	1	7	16
Roy Hartzell lf	.232	.302	115	380	44	88	10	2	0	40	39	38	3-2	5	8	3	3	7
Bunny High cf	.250	.312	115	433	44	108	18	3	0	31	48	39	16-9	5	3	3	8	3
Doc Cook rf	.213	.297	134	488	58	104	13	8	3	47	56	36	16-14	8	4	4	18	11
Gene Layden of	.455	.500	7	11	1	5	0	0	0	2	1	3	0-0	0	0	0	0	0
Pi Schwert c	.421	.455	12	19	5	8	6	0	0	6	2	7	0-0	0	1	0	0	0
Paddy Baumann if	.278	.369	86	259	37	72	18	2	3	37	39	37	9-3	6	3	0	5	11
Walt Alexander c	.247	.370	28	77	7	19	3	0	1	5	15	20	2-0	1	0	0	1	10
Ed Barney of	.222	.275	10	36	2	8	0	0	0	7	3	6	3-1	1	1	0	1	0
Charlie Mullen 1b	.219	.296	45	96	11	21	2	0	0	12	11	9	5-3	1	1	0	2	1
Birdie Cree of	.211	.314	84	242	31	51	10	4	0	18	26	20	3-6	2	1	11	6	8
Tim Hendryx rf	.189	.231	13	37	4	7	1	0	0	2	2	4	0-0	1	0	0	0	2
Ed Sweeney c	.161	.284	51	149	13	24	0	0	0	13	26	19	0-0	0	1	0	7	7
Elmer Miller of	.111	.185	30	99	3	11	0	0	0	3	8	10	0-1	2	0	1	1	4
Ernie Krueger c	.103	.100	12	37	0	2	0	0	0	3	1	8	0-0	3	1	1	0	2
Skeeter Shelton of	.054	.100	12	37	0	2	0	0	0	3	1	8	0-0	3	1	1	0	2
Roxy Walters, c	.000	.000	1	0	0	0	0	0	0	0	0	0	0-0	0	0	0	0	0
Pitchers	.182	.267	154	445	44	81	8	3	7	40	45	123	5-1	16	3	8	9	24
Team	.220	.298	154	5151	566	1131	161	45	35	515	537	664	160-74	91	45	56	103	189

PB Les Nunamker 5, Ed Sweeney 4, Walt Alexander 1, Pi Schwert 1. OF assists Dock Cook 10, Bunny High 6, Roy Hartzell 5, Birdie Cree 5, Skeeter Shelton 1. Pitcher home runs: Ray Caldwell 7.

Pitcher	W-L	ERA	G	GS	CG	Sh	Sv	IP	H	R-ER	HR	BB	SO	HB	WP
Ray Caldwell	18-18	3.20	38	35	24	3	0	317.3	253	129-113	11	105	170	6	1
Ray Fisher	16-12	2.33	30	28	16	3	0	228.3	134	71-59	2	71	72	10	0
Marty McHale	6-4	5.48	16	11	5	0	0	85.3	116	65-52	1	26	24	0	0
Cy Pieh	5-7	2.00	27	8	3	2	1	130.7	107	36-29	3	35	67	4	0
Cliff Markle	2-0	1.35	3	2	2	0	0	20.0	6	3-3	0	5	1	0	0
George Mogridge	2-3	3.09	6	5	3	0	0	46.7	32	18-16	1	18	14	1	0
J Boardwalk Brown	2-9	5.62	26	11	1	0	0	89.7	123	64-56	5	41	27	0	2
ack Warhop	2-11	6.95	21	19	4	0	1	111.3	156	102-86	6	56	33	4	3
Dan Tipple	1-1	2.29	4	2	1	0	0	19.7	15	6-5	0	13	7	0	0
Bob Shawkey -a	1-11	4.93	19	9	2	1	1	84.0	92	58-46	5	46	37	3	3
Neil Brady	0-1	8.84	9	1	0	0	0	18.3	29	20-18	0	13	12	0	1
Ensign Cottrell	0-1	4.50	8	0	0	0	0	18.0	22	10-9	3	4	5	2	0
Bill Donovan	0-1	8.40	9	1	0	0	0	15.0	29	15-14	0	1	3	1	0
Dazzy Vance	0-2	9.11	10	3	0	0	0	27.7	38	30-28	0	26	18	1	0
Allan Russell	0-2	4.24	5	3	0	0	0	23.3	27	15-11	0	18	16	0	0
Team	75-79	2.90	240	154	73	14	6	1384.3	1204	551-446	30	421	608	33	19

Balk Ray Fisher 1.

1915 St. Louis Browns
48-106, .312, seventh place, -67 games

Player	Avg	OBP	G	AB	R	H	2b	3b	HR	RBI	BB	K	SB-CS	Sac	SF	HBP	DP	E
Sam Agnew c	.198	.217	88	273	14	54	2	1	0	27	6	34	1-1	6	5	2	9	34
George Sisler 1b	.272	.296	73	261	30	71	6	3	5	27	8	22	11-14	2	0	1	3	8
Del Pratt 2b	.271	.294	141	628	58	170	25	17	3	82	21	54	17-7	5	6	2	6	23
Doc Lavan ss	.186	.256	143	489	34	91	11	9	3	40	46	82	6-8	8	3	1	5	32
Jimmy Austin 3b	.222	.311	135	495	67	110	2	3	3	34	60	59	18-15	7	1	4	7	23
Burt Shotton lf	.234	.354	152	569	76	133	9	7	2	37	106	71	32-13	5	4	2	5	12
Tilly Walker cf	.250	.295	131	515	42	129	18	10	4	76	36	88	8-12	6	8	0	3	16
Gus Williams rf	.225	.275	44	138	12	31	1	3	0	10	10	26	6-4	0	1	0	3	2
Dick Kaufman 1b	.315	.343	38	130	14	41	8	5	0	14	3	28	0-0	0	1	3	2	1
Jack Leary 1b-c	.270	.292	76	226	16	61	8	1	0	12	7	42	0-1	0	0	0	0	11
Ivan Howard util	.266	.349	113	327	44	87	8	9	1	26	41	56	15-7	6	1	1	3	8
Dee Walsh if-rf	.218	.288	67	165	18	36	6	0	0	21	13	22	3-4	0	2	4	7	2
Billy Lee of	.179	.220	17	56	8	10	0	0	0	3	3	10	1-1	2	0	0	0	0
Hank Severeid c	.163	.229	76	184	10	30	2	1	0	9	15	19	2-0	2	1	1	6	11
Bill Jacobson of-a	.149	.243	37	121	8	18	8	2	0	14	14	23	0-3	0	0	1	2	0
Bobby Wallace ss	.118	.273	9	17	3	2	0	0	0	1	4	1	0-0	0	1	0	0	1
Ernie Walker rf	.112	.331	45	107	16	12	3	1	0	9	36	28	3-1	2	2	0	0	3
Muddy Ruel c	.040	.294	16	25	2	1	0	0	0	0	8	7	0-0	1	0	1	0	0
George O'Brien c	.000	.333	3	4	0	0	0	0	0	0	2	1	0-0	0	0	0	0	0
Pitchers	.159	.226	154	414	31	66	13	0	0	13	31	81	1-1	9	1	5	9	27
Team	.224	.291	154	5144	503	1153	130	72	21	455	470	754	124-92	61	37	28	73	214

PB Hank Severeid 6, Sam Agnew 6 .OF assists Burt Shotton 15, Tilly Walker 11, Bill Jacobson 5, Ernie Walker 5, George Sisler 2, Dee Walsh 2, Gus Williams 1, Billy Lee 1

Player	W-L	ERA	G	GS	CG	Sh	Sv	IP	H	R-ER	HR	BB	SO	HB	WP
Carl Weilman	12-17	3.24	41	31	15	1	1	261.0	208	128-94	13	119	132	13	2
Bill James-t	8-14	3.36	25	22	8	2	0	187.3	189	91-70	4	71	56	2	3
Grver Lowdermilk-t	8-19	3.26	33	29	12	0	1	284.7	198	124-103	2	142	140	5	3
Earl Hamilton	7-19	3.30	36	27	10	1	1	223.3	208	102-82	1	77	60	8	0
Tim McCabe	3-2	2.25	8	2	2	0	0	32.0	20	13-8	1	7	17	2	1
Jim Park	2-1	4.26	3	3	2	0	0	25.3	20	15-12	1	8	11	1	0
George Sisler	2-6	4.23	10	8	3	1	0	61.7	58	34-29	1	27	30	3	0
Ernie Koob	2-10	2.78	21	12	4	0	1	113.3	101	49-35	0	58	35	3	3
Johnny Tillman	1-0	0.90	2	1	0	0	0	10.0	3	1-1	0	2	6	0	0
Tom Phillips	1-2	2.77	4	3	1	0	0	26.0	22	10-8	0	7	15	1	1
Red Hoff	1-2	6.82	10	3	0	0	0	30.3	30	25-23	0	22	16	3	0
Henry Hoch	1-4	6.41	14	3	0	0	0	26.7	48	26-9	0	14	7	1	0
Carl East	0-0	1.61	2	1	0	0	0	11.0	9	5-2	0	4	3	0	0
Alex Remneas	0-0	4.90	3	0	0	0	0	3.7	5	2-2	0	3	2	0	0
Allan Sothoron	0-1	1.80	1	1	0	0	0	5.0	5	1-1	0	4	0	0	0
Rollin Cook	0-1	5.58	5	0	0	0	0	9.7	12	8-6	0	6	5	0	1
Walt Leverenz	0-1	6.48	6	1	0	0	0	8.3	4	10-6	0	9	3	0	0
Geo. Bumgardner	0-1	10.50	7	1	0	0	1	12.0	21	15-14	0	9	4	0	0
Scott Perry	0-1	10.80	1	1	0	0	0	5.0	10	6-6	0	1	5	1	0
Pete Sims	0-2	1.74	2	2	0	0	0	10.3	9	2-2	0	4	10	1	1
Parson Perryman	0-3	9.80	24	3	0	0	0	56.0	95	68-61	3	36	20	6	1
Team	48-106	3.75	258	154	57	5	5	1402.7	1275	735-584	26	630	577	50	16

Balk Carl Weilman 1.

1915 Philadelphia Athletics
37-117, .240 eighth place, - 78 games

Player	Avg	OBP	G	AB	R	H	2b	3b	HR	RBI	BB	K	SB-CS	Sac	SF	HBP	DP	E
Jack Lapp c	.256	.299	111	336	29	86	13	3	4	34	22	28	1-2	4	3	0	21	18
Stuffy McInnnis 1b	.293	.333	124	417	43	122	10	3	1	42	25	30	10-4	1	2	1	6	16
Nap Lajoie 2b	.256	.288	125	484	42	124	19	6	2	62	21	37	15-8	7	9	4	6	15
Larry Kopf ss	.194	.271	127	402	42	78	10	3	1	34	34	61	2-4	9	1	9	4	23
Wally Schang 3b-cf	.223	.323	115	417	51	93	12	12	1	34	50	55	13-4	2	3	13	4	16
Rube Oldring lf	.241	.291	108	415	45	100	25	2	7	54	26	31	12-3	3	1	4	8	6
Jimmy Walsh cf	.284	.357	120	436	43	124	11	3	2	34	49	79	13-8	0	3	2	6	12
Amos Strunk rf	.265	.333	123	514	58	136	28	10	1	43	53	41	8-7	4	2	1	6	10
Shag Thompson of	.303	.378	18	33	7	10	1	0	0	2	4	5	0-1	0	0	0	0	0
Eddie Murphy cf -t	.290	.379	61	252	33	73	7	5	0	29	38	22	13-4	4	3	0	3	5
Wickey McEvoy c	.217	.266	62	166	18	36	8	2	0	17	10	30	0-0	5	0	1	5	14
Lew Malone util	.211	.266	67	171	15	36	5	1	1	16	12	31	5-4	2	0	1	3	10
Bill Bankston of	.200	.234	26	45	3	9	1	3	0	6	1	8	3-2	0	0	1	1	0
Cy Perkins c	.200	.250	5	15	1	3	1	0	0	0	1	5	0-0	0	0	0	0	1
Thomas Healy 3b	.194	.383	34	72	8	14	4	0	0	9	12	10	0-0	2	0	10	0	8
Chick Davies of	.172	.279	49	128	16	22	7	2	0	10	18	18	0-2	2	0	1	3	4
Jack Barry ss-t	.157	.234	54	196	20	31	7	1	0	9	15	11	3-1	0	2	5	4	13
Socks Siebold ss	.143	.250	8	21	1	3	0	0	0	1	3	2	0-0	1	0	0	2	4
Harry Damrau 3b	.096	.254	20	52	4	5	0	0	0	0	10	15	2-1	0	0	1	0	3
Buck Danner ss	.067	.125	6	15	0	1	0	0	0	0	1	3	0-0	0	0	0	0	1
Owen Conway 3b	.067	.067	4	15	0	1	0	0	0	1	0	2	0-0	0	0	0	0	0
Sam Crane ss	.028	.028	12	36	0	1	1	0	0	0	0	7	0-0	0	0	0	0	4
Pitchers	.160	.189	154	363	27	58	7	4	1	27	13	118	0-0	9	0	0	6	28
Team	.233.	.298	154	5001	506	1166	177	60	21	464	418	649	100-55	55	29	54	88	211

PB Jack Lapp 11, Wally McEvoy 3, Wally Schang 2. OF assists: Rube Oldring 11, Jimmy Walsh 7, Eddie Muphy 5, Amos Strunk 5, Chick Davies 5, Shag Thompson 2. Pitcher home run Rube Bressler.

Pitcher	W-L	ERA	G	GS	CG	Sh	Sv	IP	H	R-ER	HR	BB	SO	HB	WP
Weldon Wyckoff	12-20	3.94	42	34	18	1	3	296.7	289	164-134	4	156	178	10	7
Joe Bush	6-12	4.40	31	18	5	0	0	202.3	208	137-99	3	91	100	8	9
Bob Shawkey-t	5-6	5.15	18	13	7	1	0	110.0	122	68-63	4	48	60	5	1
Rube Bressler	3-18	9.04	34	20	3	1	0	134.3	228	158-135	2	98	55	6	4
Tom Sheehan	3-10	5.59	17	13	3	0	0	93.3	121	68-58	2	37	37	4	6
Jack Nabors	2-6	8.88	12	7	1	0	0	50.7	76	51-50	0	29	13	4	2
Elmer Myers	1-0	1.00	1	1	1	0	0	9.0	3	1-1	0	2	9	0	0
Bruno Haas	1-2	4.42	9	2	0	0	0	18.3	24	13-9	0	12	10	0	0
Dana Fillingim	1-3	5.79	12	4	1	0	0	51.3	68	40-33	0	38	17	1	7
Cap Crowell	1-7	9.19	16	8	0	0	1	63.7	102	73-65	1	57	32	0	5
Herb Pennock-t	1-7	7.22	10	8	0	0	0	52.3	83	56-42	3	37	38	2	4
Doc Knowlson	1-8	4.87	22	9	4	0	0	105.3	116	63-57	1	68	54	5	3
Harry Eccles	0-0	1.80	5	1	0	0	0	20.0	7	5-4	0	6	12	1	0
Carl Ray	0-0	6.00	1	1	0	0	0	6.0	11	6-4	0	7	4	0	0
Walter Ancker	0-0	3.98	5	1	0	0	0	20.3	24	17-9	0	13	17	4	0
Bob Cone	0-0	4.16	1	1	0	0	0	4.3	6	6-2	0	1	3	0	0
Jack Harper	0-1	1.29	4	0	0	0	0	7.0	6	1-1	0	1	1	0	0
Joe Sherman	0-1	4.05	2	1	0	0	0	6.7	9	4-3	0	3	1	1	0
Harry Weaver	0-1	4.09	2	2	0	0	0	11.0	18	5-5	0	4	5	0	0
Tink Turner	0-1	6.00	1	1	0	0	0	3.0	5	4-2	0	5	2	0	0
Bill Meehan	0-1	13.50	1	1	0	0	0	6.0	12	10-9	0	4	6	0	0

Phila pitching cont'd

	<u>W-L</u>	<u>ERA</u>	<u>G</u>	<u>GS</u>	<u>CG</u>	<u>Sh</u>	<u>Sv</u>	<u>IP</u>	<u>H</u>	<u>R-ER</u>	<u>HR</u>	<u>BB</u>	<u>SO</u>	<u>HB</u>	<u>WP</u>
Bill Morissette	0-2	5.11	4	1	0	0	0	12.3	13	8-7	0	4	6	0	0
Chick Davies	0-3	6.67	9	3	0	0	0	27.0	46	25-20	1	14	16	2	2
Jack Richardson	0-3	3.43	3	3	0	0	0	21.0	24	15-8	0	11	8	2	1
Bud Davis	0-3	8.28	26	1	0	0	1	50.0	74	53-46	1	40	21	0	2
Team	37-117	5.61	288	154	43	3	5	1382.0	1705	1048-862	22	786	705	55	53

Balk: Weldon Wyckoff 1.



Hooks Dauss, 24-7, 2.63



Jean Dubuc 22-11, 2.14




Harry Coveleski 24-12, 2.07

Detroit's powerful offense was backed by a trio of outstanding pitchers. Righthanders **Hooks Dauss**, **Jean Dubuc** and lefty **Harry Coveleski** combined for 106 complete games and a combined ERA of 2.27.



Lefty **Reb Russell** . 20-9, 2.47 threw six shutouts, three of them against the last place Philadelphia Athletics.



Veteran southpaw **Carl Weilman** was the best of a weak Browns pitching staff at 12-17, 3.24.



Righthander **Ray Fisher** Went 16-12, 2.33 for the sixth place Yankees



Tigers OF of Ty Cobb, Bobby Veach and Sam Crawford top 1915 All-Star team

The front-runners in the AL replay dominated the All-Star team, starting with Detroit's entire outfield of LF **Bobby Veach**, CF and MVP **Ty Cobb**, and **Sam Crawford**.

Led by Cobb, who flirted with .400 late in the season, the Detroit trio comprised the most feared offensive lineup in the American League. Crawford led the AL in RBIs and triples. Veach hit .368, second in the batting race, and tied for second in RBIs with All-Star 1b Jack Fournier, who was the AL's co-leader in home runs (8).

Chicago's **Red Faber** (25-7, 2.29, five shutouts) was the Cy Young Award winner. Faber was at his best against his team's two primary contenders, Boston and Detroit. He was 2-1 against the Red Sox, Boston and an impressive 5-1 against Detroit, including a 2-0 three-hit shutout on June 8. Boston's **Rube Foster** had consideration for the Cy Young and also had great year at 25-6, league-best

Hard-luck fireballer **Walter Johnson** (25-16, league-leading 220 strikeouts) managed to excel behind a punchless Washington offense and a poor defense. Johnson had a 1.96 ERA, threw six shutouts, twice throwing back-to-back shutouts. Although he totaled 16 losses, Johnson only allowed three or more earned runs in eight of the defeats. White Sox righthander **Jim Scott** (22-7) was a consistent winner all season long and Cleveland's **Guy Morton** managed to win 22 games behind the league's worst offense. Boston submariner **Carl Mays**, who appeared 21 times in relief, saving four games, was selected as the All-Star relief pitcher primarily on the basis of his better overall performance in relief. Mays edged Cleveland's Sam Jones, who was 0-8 as a starter, but saved a league-best eight games,


Chicago comprised all but one infield position on the All-Star team. 1b **Jack Fournier** led the White Sox with 121 RBIs, tied for second in the league. 2b **Eddie Collins** hit .334, drove in 109 runs, walked 102 times and scored 128 runs. SS **Buck Weaver** outhit every other SS in the league and had 72 RBIs. C **Ray Schalk** just missed hitting .300 and was easily the AL's best defensive backstop.

Boston 3b **Larry Gardner**, who drove in 73 runs and stole 31 bases, the only infielder beside a Chicago player, rounded out the All-Star infield.

Player	Avg	OBP	G	AB	R	H	2b	3b	HR	RBI	BB	K	SB-CS	Sac	SF	HBP	DP	E
C Ray Schalk, Chicago	.298	.396	129	416	57	124	11	3	1	61	68	29	4-3	9	4	2	3	12
1b Jack Fournier, Chicago	.352	.450	111	409	90	144	20	18	t8	121	65	44	13-9	0	10	16	7	5
2b Eddie Collins, Chicago	.334	.433	146	571	128	191	24	8	1	109	102	38	43-30	1	11	6	6	6
SS Buck Weaver, Chicago	.265	.320	139	562	93	149	22	13	1	72	42	56	18-14	14	5	6	4	28
3B Larry Gardner, Bos	.243	.332	148	514	67	125	21	4	4	73	68	51	31-10	10	5	3	8	23
LF Bobby Veach, Det	.368	.447	152	527	104	194	40	11	6	121	77	52	12-11	7	10	6	5	11
CF Ty Cobb, Det	.394	.499	153	571	140	225	33	17	1	78	115	46	89 -27	0	3	7	3	7
RF Sam Crawford, Det.	.318	.378	150	619	111	197	32	22	3	137	63	43	23-7	1	12	4	9	7

Pitchers	W-L	ERA	G	GS	CG	Sh	Sv	IP	H	R-ER	HR	BB	SO	HB	WP
Red Faber, Chicago	25-7	2.29	32	30	25	5	1	239.7	180	73-61	3	87	153	12	2
Walter Johnson, Wash	25-16	1.96	46	39	28	6	1	353.3	202	96-77	1	107	220	16	2
Rube Foster, Boston	25-6	1.53	34	33	25	8	0	300.7	147	66-51	6	100	120	10	0
Guy Morton, Cleve	22-7	1.87	34	27	23	2	2	250.7	169	71-52	1	70	151	7	1
Jim Scott, Chicago	22-7	2.19	39	33	22	6	1	287.3	181	85-70	3	68	125	11	0
Carl Mays, Boston (<i>relief</i>)	7-4	2.23	27	6	4	1	4	80.7	77	25-20	0	29	52	3	2

1915 American League All-Star team




LF Bobby Veach, Det



CF Ty Cobb, Detroit


AL Most Valuable Player




RF Sam Crawford, Det



3b Larry Gardner, Boston




SS Buck Weaver, Chicago



2b Eddie Collins, Chicago




1b Jack Fournier, Chicago



P Red Faber, Chicago

Cy Young winner



C Ray Schalk, Chicago



RP Carl Mays, Boston



P Walter Johnson, Wash



P Rube Foster, Boston



P Jim Scott, Chicago



P Guy Morton, Cleveland

1915 American League Batting Leaders

Batting Avg (Min 477 PA)			On Base Pct. (Min 477 PA)			Runs Batted In		
1	Ty Cobb, Det	.396	Ty Cobb, Det	.500	Sam Crawford, Det	137		
2	Bobby Veach, Det	.368	Jack Fournier, CWS	.450	Jack Fournier, CWS	121		
3	Jack Fournier, CWS	.352	Bobby Veach, Det	.447	Bobby Veach, Det	121		
4	Eddie Collins, CWS	.334	Eddie Collins, CWS	.433	Shano Collins, CWS	111		
5	Sam Crawford, Det	.322	Tris Speaker, Bos	.417	Eddie Collins, CWS	109		
6	Shano Collins, CWS	.301	Ray Schalk, CWS	.396	Duffy Lewis, Bos	90		
7	Chick Gandil, Wash	.298	Sam Crawford, Det	.378	Tris Speaker, Bos	86		
8	Ray Schalk, CWS	.298	Eddie Murphy, Phi-CWS	.378	Del Pratt, StL	82		
9	Stuffy McInnis, Phila	.293	Joe Jackson, Cleve-CWS	.363	Dick Hoblitzell, Bos	79		
10	Dick Hoblitzell, Bos	.286	Happy Felsch, CWS	.358	Tilly Walker, SLB	73		
Doubles			Triples			Home runs		
1	Bobby Veach, Det	40	Sam Crawford, Det	22	Jack Fournier, CWS	t8		
2	Ty Cobb, Det	33	Ray Chapman, Cleve	19	Roger Peckinpaugh, NYY	t8		
3	Shano Collins, CWS	33	Dick Hoblitzell, Bos	19	George Burns, Det	7		
4	Sam Crawford, Det	32	Jack Fournier, CWS	18	Ray Caldwell, NYY	7		
5	George Burns, Det	29	Braggo Roth, CWS-Cleve	18	Luke Boone, NYY	7		
6	Amos Strunk, Phila	28	Ty Cobb, Det	17	Rube Oldring, Phila	7		
7	Del Pratt, StL	25	Del Pratt, StL	17	Braggo Roth, CWS-Cleve	7		
8	Rube Oldring, Phila	25	Marty Kavanaugh, Det	13	Four tied with	6		
9	Duffy Lewis, Bos	24	Buck Weaver, CWS	13				
10	Eddie Collins, CWS	24	Shano Collins, CWS	12				
			Wally Schang, Phila	12				
Base hits			Runs scored			Bases on balls		
1	Ty Cobb, Det	225	Ty Cobb, Det	140	Ty Cobb, Det	115		
2	Sam Crawford, Det	197	Eddie Collins, CWS	128	Donie Bush, Det	107		
3	Bobby Veach, Det	194	Harry Hooper, Bos	115	Burt Shotton, SLB	106		
4	Eddie Collins, CWS	191	Sam Crawford, Det	111	Eddie Collins, CWS	102		
5	Tris Speaker, Bos	182	Tris Speaker, Bos	106	Tris Speaker, Bos	97		
6	Shano Collins, CWS	179	Bobby Veach, Det	104	Ossie Vitt, Det	95		
7	Del Pratt, StL	170	Ray Chapman, Cleve	101	Harry Hooper, Bos	85		
8	Clyde Milan, Wash	159	Duffy Lewis, Bos	93	Eddie Murphy, Phi-CWS	82		
9	Duffy Lewis, Bos	154	Buck Weaver, CWS	93	Ray Chapman, Cleve	77		
10	Eddie Murphy, Phi-CWS	150	Jack Fournier, CWS	90	Bobby Veach, Det	77		
			Donie Bush, Det	90				
Stolen bases			Caught Stealing			Strikeouts		
1	Ty Cobb, Det	89	Eddie Collins, CWS	30	Tilly Walker, SLB	88		
2	Clyde Milan, Wash	50	Ty Cobb, Det	27	Ray Chapman, Cleve	85		
3	Fritz Maisel, NYY	49	Ossie Vitt, Det	25	Doc Lavan, SLB	82		
4	Tris Speaker, Bos	44	Tris Speaker, Bos	22	Roger Peckinpaugh, NYY	79		
5	Eddie Collins, CWS	43	Clyde Milan, Wash	20	Jimmy Walsh, Phila	79		
6	Eddie Foster, Wash	39	Ray Chapman, Cleve	18	Wally Pipp, NYY	76		
7	Burt Shotton, SLB	32	Jimmy Austin, SLB	15	Braggo Roth, CWS-Cleve	75		
8	Ray Chapman, Cleve	30	Danny Moeller, Wash	15	Elmer Smith, Cleve	72		
9	Donie Bush, Det	27	Eight tied with	14	Duffy Lewis, Bos	71		
10	Chick Gandil, Wash	27			Burt Shotton, SLB	71		

Sacrifice hits

1	Everett Scott, Bos	22
2	Eddie Foster, Wash	17
3	Luke Boone, NYY	15
4	Buck Weaver, CWS	14
5	Larry Gardner, Bos	14
6	Rog. Peckinpough, NYY	13
7	Howard Shanks, Wash	12
8	Lena Blackburne, CWS	11
9	Joe Benz, CWS	11
10	Four tied with	10

Sacrifice flies

Sam Crawford, Det	12
Duffy Lewis, Bos	11
Eddie Collins, CWS	11
George McBride, Wash	10
Bobby Veach, Det	10
Jack Barry, Phila-Bos	10
Jack Graney, Cleve	10
Jack Fournier, CWS	10
Shano Collins, CWS	9
Nap Lajoie, Phila	9

At bats

Shano Collins, CWS	694
Del Pratt, SLB	628
Sam Crawford, Det	619
Eddie Foster, Wash	601
Donie Bush, Det	591
Ossie Vitt, Det	587
Harry Hooper, Bos	587
Clyde Milan, Wash	585
Ray Chapman, Cleve	583
Tris Speaker, Bos	579

Games Appeared

1	Clyde Milan, Wash	t154
2	Ossie Vitt, Det	t154
3	Donie Bush, Det	153
4	Ty Cobb, Det	153
5	Duffy Lewis, Bos	153
6	Eddie Foster, Wash	153
7	Tris Speaker, Bos	152
8	Burt Shotton, SLB	152
9	Bobby Veach, Det	152
10	Sam Crawford, Det	150

Hit by pitch

Luke Boone, NYY	17
Jack Fournier, CWS	16
Wally Schang, Phila	13
Jack Barry, Phila-Bos	12
John Henry, Wash	11
Birdie Cree, NYY	11
Thomas Healy, Phila	10
Larry Kopf, Phila	9
Tris Speaker, Bos	9
Hal Janvrin, Bos	8

Grounded into DPs

Jack Lapp, Phila	21
Ray Chapman, Cleve	19
George Burns, Det	18
Doc Cook, NYY	18
Marty Kavenaugh, Det	18
Oscar Stanage, Det	17
Elmer Smith, Cleve	16
Luke Boone, NYY	15
Larry Gardner, Bos	14

Total Bases

1	Ty Cobb, Det	295
2	Sam Crawford, Det	282
3	Bobby Veach, Det	274
4	Shano Collins, CWS	239
5	Del Pratt, SLB	238
6	Eddie Collins, CWS	234
7	Jack Fournier, CWS	224
8	Tris Speaker, Bos	220
9	Duffy Lewis, Bos	209
10	Ray Chapman, Cleve	205

Slugging (Min. 477 PA)

Jack Fournier, CWS	.548
Bobby Veach, Det	.520
Ty Cobb, Det	.517
Sam Crawford, Det	.456
Dick Hoblitzell, Bos	.419
Eddie Collins, CWS	.409
Chick Gandil, Wash	.380
Tris Speaker, Bos	.380
Del Pratt, SLB	.379
Joe Jackson, Cleve-CWS	.379

Low Bat Avg (Min 220 PA)

Bill Wambsganss, Cleve	.142
Walter Barbare, Cleve	.180
Pinch Thomas, Bos	.183
Doc Lavan, SLB	.186
Bill Jacobson, SLB-Det	.188
Les Nunamaker, Bos	.190
George McBride, Wash	.191
Larry Kopf, Phila	.194
Luke Boone, NYY	.195
Three tied at	.198

Low OB Pct. (Min 220 PA)

1	Sam Agnew, Wash	.217
2	Walter Barbare, Cleve	.224
3	Pinch Thomas, Bos	.229
4	George McBride, Wash	.232
5	Bill Wambsganss, Cleve	.242
6	Les Nunamaker, Bos	.244
7	Doc Lavan, SLB	.256
8	Steve O'Neill, Cleve	.258
9	Everett Scott, Bos	.259
10	Howard Shanks, Wash	.261



White Sox OF **Shano Collins** was Chicago's most effective hitter for the first third of the season and wound up with 111 RBIs, fourth in the American League.



Washington's **Clyde Milan** stole 50 bases, second-base in the AL to Ty Cobb.

1915 American League Pitching Leaders

Earned Run Avg (Min. 154 IP)		Wins		Won-Lost Pct. (15 or more dec.)		
1	Rube Foster, Bos	1.53	Rube Foster, Bos	t25-6	Dutch Leonard, Bos	20-4 .833
2	Guy Morton, Cleve	1.87	Red Faber, CWS	t25-7	Rube Foster, Bos	15-6 .806
3	Earnie Shore, Bos	1.87	Walter Johnson, Wash	t25-16	Eddie Cicotte, CWS	18-5 .783
4	Joe Wood, Bos	1.96	Hooks Dauss, Det	24-7	Red Faber, CWS	25-7 .781
5	Bert Gallia, Wash	2.02	Harry Coveleski, Det	24-12	Hooks Dauss, Det	24-7 .774
6	Walter Johnson, Wash	2.04	Guy Morton, Cleve	22-7	Guy Morton, Cleve	22-7 .759
7	Doc Ayers, Wash	2.07	Jim Scott, CWS	22-7	Jim Scott, CWS	22-7 .759
8	Harry Coveleski, Det	2.07	Joe Benz, CWS	22-8	Joe Benz, CWS	22-8 .733
9	Dutch Leonard, Bos	2.11	Dutch Leonard, Bos	20-4	Reb Russell, CWS	20-9 .690
10	Jean Dubuc, Det	.214	Reb Russell, CWS	20-9	Joe Wood, Bos	11-5 .688
			Ernie Shore, Bos	20-10		
Shutouts		Strikeouts		Bases on balls		
1	Rube Foster, Bos	8	Walter Johnson, Wash	220	Grover Lowdermilk, SLB-Det	163
2	Ernie Shore, Bos	7	Weldon Wyckoff, Phila	178	Weldon Wyckoff, Phila	156
3	Walter Johnson, Wash	6	Grovr Lowdermilk, SLB-Det	176	Hooks Dauss, Det	120
4	Jim Scott, CWS	6	Harry Coveleski, Det	170	Carl Weilman, SLB	119
5	Reb Russell, CWS	6	Ray Caldwell, NYY	170	Jean Dubuc, Det	109
6	Red Faber, CWS	5	Willie Mitchell, Cleve	162	Walter Johnson, Wash	107
7	Hooks Dauss, Det	5	Earnie Shore, Bos	158	Ray Caldwell, NYY	105
8	Dutch Leonard, Bos	4	Red Faber, CWS	153	Rube Foster, Bos	100
9	Bert Gallia, Wash	4	Guy Morton, Cleve	151	Joe Boehling, Wash	98
10	Jean Dubuc, Det	4	Hooks Dauss, Det	151	Rube Bressler, Phila	98
	Babe Ruth, Bos	4				
Innings Pitched		Total hits allowed		Total runs allowed		
1	Walter Johnson, Wash	353.3	Joe Boehling, Wash	323	Weldon Wyckoff, Phila	164
2	Harry Coveleski, Det	335.0	Weldon Wyckoff, Phila	289	Grover Lowdermilk, SLB-Det	158
3	Gr Lowdermilk, SLB-Det	328.7	Ray Caldwell, NYY	253	Joe Bush, NYY	137
4	Ray Caldwell, NYY	317.3	Bill James, SLB-Det	249	Joe Boehling, Wash	132
5	Jean Dubuc, Det	302.7	Jean Dubuc, Det	247	Ray Caldwell, NYY	129
6	Rube Foster, Bos	300.7	Rube Bressler, Phila	228	Carl Weilman, SLB	128
7	Weldon Wyckoff, Phila	296.7	Harry Coveleski, Det	220	Willie Mitchell, Cleve	105
8	Earnie Shore, Bos	288.3	Grv Lowdermilk, SLB-Det	219	Hooks Dauss, Det	104
9	Jim Scott, CWS	287.3	Bob Shawkey, Phila-NYY	214	Jack Warhop, NYY	102
10	Hooks Dauss, Det	284.0	Three tied with	208	Harry Coveleski, Det	101
Earned runs allowed		Unearned runs allowed		Games Appeared		
1	Rube Bressler, Phila	135	Joe Bush, NYY	38	Walter Johnson, Wash	46
2	Weldon Wyckoff, Phila	130	Weldon Wyckoff, Phila	34	Harry Coveleski, Det	42
3	Ray Caldwell, NYY	113	Carl Weilman, SLB	34	Weldon Wyckoff, Phila	42
4	Gr Lowdermilk, SLB-Det	109	Gvr Lowdermilk, SLB-Det	29	Sam Jones, Cleve	42
5	Bob Shawkey, Phila-NYY	109	Joe Boehling, Wash	26	Carl Weilman, SLB	
6	Joe Boehling, Wash	106	Bill James, SLB-Det	25	Jim Scott, CWS	39
7	Joe Bush, NYY	99	Jim Shaw, Wash	25	Jean Dubuc, Det	38
8	Carl Weilman, SLB	94	Rube Bressler, Phila	23	Ray Caldwell, NYY	38
9	Bill James, SLB-Det	90	Harry Coveleski, Det	23	Gvr Lowdermilk, SLB-Det	38
10	Willie Mitchell, Cleve	88	Hooks Dauss, Det	21	Joe Boehling, Wash	38
			Rip Hagerman, Cleve	21		

Games started			Complete Games			Home Runs Allowed		
1	Walter Johnson, Wash	39	Harry Coveleski, Det	30	Carl Weilman, SLB	t13		
2	Harry Coveleski, Det	38	Walter Johnson, Wash	28	Walter Ancker, Phila	t13		
3	Ray Caldwell, NYY	35	Rube Foster, Bos	25	Ray Caldwell, NYY	11		
4	Gvr Lowdermilk, SLB-Det	34	Red Faber, CWS	25	Joe Boehling, Wash	9		
5	Jean Dubuc, Det	34	Ray Caldwell, NYY	23	Bob Shawkey, Phila-NYY	9		
6	Weldon Wyckoff, Phila	34	Hooks Dauss, Det	24	Rip Hagerman, Cleve	7		
7	Hooks Dauss, Det	34	Guy Morton, Cleve	23	Jack Warhop, NYY	6		
8	Rube Foster, Bos	33	Jim Scott,CWS	23	Rube Foster, Bos	6		
9	Jim Scott,CWS	33	Ernie Shore, Bos	22	Boardwalk Brown, NYY	5		
10	Ernie Shore, Bos	32	Joe Benz, CWS	22	Eddie Cicotte, CWS	5		

Wild pitches			Hit batsmen			Balks		
1	Joe Bush, Phila	9	Walter Johnson, Wash	16	Joe Benz, CWS	1		
2	Hooks Dauss, Det	7	Hooks Dauss, Det	15	Pug Cavet, Det	1		
3	Weldon Wyckoff, Phila	7	Carl Weilman, SLB	13	Ray Fister, NYY	1		
4	Dana Filingim, Bos	7	Red Faber, CWS	12	Vean Gregg, Bos	1		
5	Bert Gallia, Wash	6	Eddie Cicotte, CWS	12	Willie Mitchell, Cleve	1		
6	Tom Sheehan, Phila	6	Jim Scott,CWS	11	Ernie Shore, Bos	1		
7	Cap Crowell, Phila	5	Ray Fisher, NYY	10	Weldon Wyckoff, Phila	1		
8	Six tied with	4y	Rube Foster, Bos	10	Carl Weilman, SLB	1		
9			Ernie Shore, Bos	10				
10			Weldon Wyckoff, Phila	10				

Games Lost			Saves		
1	Gv Lowdermilk, SLB-Det	11-21	Sam Jones, Cleve	8	
2	Weldon Wyckoff, Phila	12-20	Carl Mays, Bost	4	
3	Joe Boehling, Wash	8-19	Weldon Wyckoff, Phila	3	
4	Earl Hamilton, SLB	7-19	Jean Dubuc, Det	2	
5	Ray Caldwell, NYY	18-18	Eddie Cicotte, CWS	2	
7	Willie Mitchell, Cleve	14-17	Guy Morton, Cleve	2	
8	Carl Weilman, SLB	12-17	Doc Ayers, Wash	2	
9	Bob Shawkey, Phila-NYY	6-17	Ray Collins, Cos	2	
10	Walter Johnson, Wash	25-16	Joe Boehling, Wash	2	
	Rip Hagerman, Cleve	4-16	Red Oldham, Det	2	

Games Lost			Worst W-L Pct. (10 Dec)			W-L Pct High ERA (60 IP min)		
1	Gv Lowdermilk, SLB-Det	11-21	Rube Bressler, Phila	3-18	.143	Rube Bressler, Phila	9.04	
2	Weldon Wyckoff, Phila	12-20	Jack Warhop, NYY	2-11	.154	Sam Jones, Cleve	7.04	
3	Joe Boehling, Wash	8-19	Ernie Koob, SLB	2-10	.167	Jack Warhop, NYY	6.95	
4	Earl Hamilton, SLB	7-19	Rip Hagerman, Cleve	4-16	.200	Herb Pennock, Phila-Bos	6.57	
5	Ray Caldwell, NYY	18-18	Jim Shaw, Wash	3-12	.200	Ray Keating, NYY	5.86	
6	Rube Bressler, Phila	3-18	Boardwalk Brown, Phil	2-9	.222	Boardwalk Brown, Phil	5.62	
7	Willie Mitchell, Cleve	14-17	Tom Sheehan, Phila	3-10	.231	Tom Sheehan, Phila	5.59	
8	Carl Weilman, SLB	12-17	Ray Keating, NYY	3-12	.250	Marty McHale, NYY	5.48	
9	Bob Shawkey, Phila-NYY	6-17	Fritz Coumbe, Cleve	3-9	.250	Ray Collins, Bos	5.40	
10	Walter Johnson, Wash	25-16	B. Shawkey, Phila-NYY	6-14	.261	Bob Shawkey, Phila-NYY	5.06	
	Rip Hagerman, Cleve	4						

1915 American League standouts

Ty Cobb late season surge fell just short of .400

Ty Cobb flirted with a .400 batting average all season long, but just came up short, hitting .396 for the season 226-571, falling only three hits short of the coveted .400 mark


In September, Cobb made a furious attempt to reach the .400 mark. He hit .425 (37-87) for the month, highlighted by an incredible 8-11 (.727) performance against the White Sox from Sept 17-20, reaching base 15 times in 17 plate appearances. In his final series of the year, however, Cobb could only manage four singles in four games against Cleveland, going 4-14 to finish at .396.



A recap of Cobb's bid for .400, starting at the end of June:

Date	Hits-At Bats	Batting avg.	
June 30	108-272	.397	
July 31	140-366	.383	
Aug 31	189-486	.389	
Sept 3	196-500	.392	<i>September opponent and result (all 4 g series)</i>
Sept 7	198-516	.384	at Washington, 7-14, .500
Sept 11	206-530	.389	at Boston, 2-16, .125
Sept 17	214-546	.392	at Philadelphia 8-14, .571
Sept 20	222-557	.399	at St. Louis 8-16, .500
Sept 26	226-571	.396	Chicago 8-11, .727
			Cleveland 4-14, .286

Tigers outfielder combo was a Fearsome Threesome to opposing pitchers



Cobb had plenty of offensive-minded company in the Tiger outfield. The threesome of Cobb, along with **Sam Crawford** and **Bobby Veach**, made the Tigers a feared opponent for every other pitching staff in the league.

Combined the Tiger trio hit .360 with an on-base percentage of .442. They combined for 336 RBIs, 255 BB and scored a combined 355 runs.

Crawford, hitting behind Cobb, led the league with 137 RBIs and Veach, hitting behind both Cobb and Crawford, totaled 40 doubles, the most in the AL, and drove in 121 runs, tied for second in the league with Jack Fournier. What's more,

Veach was runner up to Cobb in the batting race, hitting a surprising .368 while Crawford hit .322 to rank fifth in the league batting race.

Shano Collins early season hitting propelled Chicago into early lead



The lesser-known "Other Collins," Shano Collins got off to a red-hot start to the 1915 season, hitting .500 and driving in 20 runs in the White Sox first twelve games, getting the Pale House off to an 8-4 start. By month's end, he had driven in 25 runs in 18 games.

Collins continued his hitting spree in May, driving in 20 more runs and was hitting .339 with an AL-leading 45 RBIs on May 31.

Shano eventually slowed down as the season progressed, but in early September, his bat heated up once again. In three games against the A's, Sept. 2-3, he drove in eight runs and scored nine runs to pass the 100 RBI mark. For the season, Shano wound up hitting .301

with 111 RBIs, fourth in the league, with 33 doubles and 12 triples.

1b Jack Fournier took over Chicago's offensive leadership when Shano Collins began to cool off



As teammate Shano Collins began to cool off in mid-season, White Sox 1b **Jack Fournier** took command on offense and provide the necessary firepower to keep Chicago ahead of Boston and Detroit.

After playing in only five games in April, Fournier hit .378 in May and drove in 30 runs for the month. In June, he kept on hitting at a furious pace, driving in 40 runs for the month while hitting .356. He remained as hot as the temperature in July, hitting .342 and adding another 29 RBIs, reaching 99 RBIs by July 31. Fournier drove in his 100th run on Aug 5, with an RBI single in a 5-2 win over the Tigers.

Over the last two months of 1915, Fournier's playing time was limited, but he continued to hit well when back in the lineup and wound up with a season total of 121 RBIs, tied for second in the league with Bobby Veach. He was second in OBP (.450) to Cobb and third in the batting race (.352).

Steady Eddie Collins presence made a huge difference in the White Sox pennant run

The presence of 2b **Eddie Collins**, obtained prior to the 1915 season from Philadelphia, was one of the primary reasons the White Sox excelled in 1915. Steady Eddie's bat consistently delivered throughout the entire season with Collins finishing at .334 for the year with a .433 OBP, both ranking fourth in the AL.

Eddie drove in 109 runs, a remarkable total for a middle infielder, and stole 43 bases (also caught stealing an AL-most 30 times) and scored 128 runs while walking 102 times. He was equally as valuable on defense, committing only six errors all season long, serving as the key to the middle infield for Chicago.



Cleveland turned into a second half winning team thanks to Jay Kirke's bat



Cleveland, off to a subpar 26-42 start on June 24, suddenly found lightning in a bottle in the person of **Jay Kirke**, whose earlier career had been totally undistinguished as a journeyman 1b.

Cleveland inserted Kirke into the lineup as starting 1b on June 25 and he responded with a grand slam HR off Washington's Jim Shaw and added another RBI for a total of five for the day in a 12-6 win. Two days later, Kirke went 4-4, scoring three runs, in a 9-2 win over New York, followed by a 3-4 day, giving him a 12-16 series against the Yankees.

Kirke, whose earlier career batting performances had been below average, continued his hot hitting and by June 30, his stats were a unreal 16-29, .552. His tear continued into the next month and by July 24, a month after becoming a starter, Kirke's numbers were 46-119, .387.

Cleveland, meanwhile, responded to Kirke's offensive exploits, going 16-14 during Kirke's first month in the lineup. Kirke eventually cooled off as the season progressed, but he continued to hit well in spurts. In a four-game series in September, Kirke made one last hurrah, going 11-19, .579, with 10 RBIs to lead the Tribe to a four-game sweep over the hapless A's. Kirke finished at .322 with 64 RBIs in 95 games

With Kirke in the lineup, Cleveland went 44-42 from June 25 through the end of the season, enabling the Indians to finish fifth, only two games behind fourth-place Washington.

When Boston's Ernie Shore was good, he was superb...with three no-hitters!



By any account, Ernie Shore had an outstanding season, going 20-10 with a 1.87 ERA, third in the AL. What really made Shore's season stand out, however, were **three no-hitters over a two-month span** halfway through the season.

Shore was 12-6 and had lost his previous start to Detroit by a 2-1 score in 10 innings, when he launched a remarkable string of four consecutive starts that included two no-hit games.

On July 22, Shore threw a **no-hitter against Cleveland**, winning 2-0. After blanking Washington 4-0 on three hits in his next start on July 27, **Shore no-hit the last-place Athletics 7-0 on Aug 3**, giving him three consecutive shutouts. On Aug 8, against the Yankees, Shore continued his remarkable run, not allowing New York a hit for the first four innings, Les Nunamaker tripled and scored on a single by Roger

Peckinpaugh, snapping a **string of 40 consecutive scoreless** innings for Shore. The righthander went 15 innings in the game against the Yankees before turning things over to Carl Mays in the 16th, only to see Mays give up back-to-back doubles to Bunny High and Luke Boone to give New York 6-5, 16-inning Yankees.

Over his next six starts, Shore had a 15-inning no-decision in a 6-5 loss to New York, beat Chicago in a 13-3 blowout and then split three decisions, including a 12-inning 4-3 loss to Detroit.

Lightning then struck for a third time on Sept. 8, when Shore no-hit the Indians for the second time, winning 2-0, striking out 10 and walking four batters.

For the season, Shore also threw four one-hitters and three three-hit wins. He also suffered some tough losses in close games, including a 10-inning 2-1 loss to Detroit's Jean Dubuc on July 22, just before his first no-hitter, and a 10-inning 3-2, two-hit loss to Washington's Bert Gallia on Sept. 16.

Red Sox lefty Dutch Leonard kept Boston in the race with 11-game win streak June 29-Aug 20



Southpaw Dutch Leonard had an amazing run during mid-season for Boston, winning eleven games in a row, including four shutouts.

Leonard's win streak began with a 4-1 three-hitter over the lowly Browns. After a no-decision relief appearance in a blowout loss to Detroit, Leonard blanked Cleveland 7-0 on three hits and July 5. He won his next three in a row and then shut out Cleveland again on July 24 in a 9-0 win. After cruising past Washington 12-2 on July 29, Leonard tossed two shutouts in a row, whitewashing Philadelphia 8-0 and New York 9-0 on three scattered singles.

The streak finally came to an end on August 25 to, of all teams, Cleveland, whom Leonard had handily defeated with two shutouts during the streak.

During the streak, Leonard threw 94.7 innings and allowed only 15 runs with an ERA of 1.43. Ten of the wins were complete game victories.

Boston's Rube Foster totaled 25 victories; threw eight shutouts

Rube Foster tied for the AL lead with 25 wins and led the league in ERA with a 1.53 ERA and eight shutouts, a performance that, at first glance, was a hands-down Cy Young Award winner.

Foster, however, was 1-3 against the pennant winning White Sox, which cost him Cy Young honors. He was 4-0 against third-place Detroit. He twice had six-game winning streaks.

Down the stretch, Foster was particularly effective, winning nine of his last 10 starts...the only setback an 8-5 loss to Chicago that include a two-run HR by Jack Fournier



Chicago's Urban Faber was at his best against contenders

Cy Young winner **Red Faber** tied for the league lead in wins (25-7, 2.29 ERA), but what really distinguished his season was a **7-2 record against Boston and Detroit, combined.**

Faber was 5-1 against the hard-hitting Tigers with four complete game wins and a relief win and a 1.06 ERA in 47 innings. Against Boston, Faber was 1-1 in two starts and also picked up a relief win against the Red Sox. His ERA against Boston was 3.00 in 18 innings pitched.

For the season, Faber threw five shutouts. He threw a 2-0 three hitter on June 8 against Detroit and blanked Boston 10-0 on five hits on July 11.



Walter Johnson piled up 25 wins for fourth-place Senators



Walter Johnson, burdened by an inept Senators offense, still managed to win 25 games for Washington, tied with Rube Foster and Red Faber for most wins.

The Big Train also led the league in strikeouts with 228, fanning 12 batters in a 3-0 win over Boston on May 31 and striking out nine batters in each of four other games. Johnson threw six shutouts, including a one-hit 5-0 win against New York and five two-hitters, one of them an 11-inning 2-1 loss to the Red Sox on Apr 24.

Johnson was on the losing end of five games in which the Senators could only manage one run. Eleven of his 16 losses came against Chicago (1-5, the win in relief), Boston (3-4) and Detroit 3-2.

Guy Morton stood out with a 22-7 record with fifth place Cleveland

Cleveland only hit .209 as a team, but that did not stop **Guy Morton** from recording a fine 22-7 record with a 1.87 ERA, second in the league behind Rube Foster.

Morton won 11 of his final 12 decisions, including a pair of relief wins. He totaled 23 complete games and had a pair of shutouts, a 1-0 win vs. New York on May 5 and a 4-0 two-hitter against the Browns on June 17.

He had back-to-back starts with nine strikeouts on July 11 v Washington and July 19 against the A's, winning both starts.



Harry Coveleski, Det

Detroit had three 20-game winners: Coveleski, Dauss, and Dubuc

The Tigers trio of lefty **Harry Coveleski** and righthanders **Hooks Dauss, and Jean Dubuc** all benefited from Detroit's powerful offense, but their pitching stats also stood out among AL hurlers. three pitchers combined for 65 complete games.

Coveleski (24-12, 2.07) ranked seventh in the league in ERA, struck out 170 batters and racked up 30 complete games. Dauss (24-7, 2.63) threw 23 complete games, including five shutouts, and was 4-2 against the pennant-winning White Sox.

From June 20 through the end of the season Dubuc (22-11, 2.14) was 14-3, including a pair of shutout wins over the Browns on July 29 and Sept 17 and 3-0 shutout over Cleveland on June 20. Dubuc had 109 strikeouts for the season

1915 American League pinch hitting

American League pinch-hitters hit only .183 in 1915.

The seventh-place St. Louis Browns, who were called upon for pinch-hitters more frequently than other teams that had better pitching, led the league with a team .253 batting average and .339 OBP. The Browns also accumulated the most pinch hits (24). Boston had the most BB (15) while the Yankees drove in the most runs with pinch-hits with 16 RBIs.

Cleveland's **Elmer Smith** had the highest batting average for pinch-hitters who had 10 or more at bats, going 4-10, .400. A total of six batters rang up four pinch-hits for the season.



Elmer, Smith, Cleve, was 4-10, .400, as a pinch-hitter.

There were two pinch-hit HRs in the replay, two of them by Yankee teammates: **Ray Caldwell** hit a pinch-hit HR off Ernie Shore on April 26 and **Paddy Baumann**, whose pinch-hit three-run HR broke up a no-hit attempt by Carl Weilman and wound up as the only Yankee hit off Weilman in a 5-3 loss to, St Louis on on July 22.

In a pinch-hitting oddity, **Bill Jacobson** of the Browns hit into a triple play in a 5-0 loss to Detroit on Sept. 15.

Team pinch-hitting														
Team	Avg	OBP	AB	H	2B	3B	HR	RBI	BB	Sac	SF	HB	DP	
St. Louis	.253	.339	95	24	2	1	1	6	13	1	1	0	2	<i>inc. triple play</i>
New York	.210	.308	100	21	4	1	2	16	13	1	2	1	0	
Washington	.194	.236	98	19	1	1	0	8	6	0	2	0	1	
Detroit	.175	.294	57	10	2	0	0	4	9	0	1	1	2	
Philadelphia	.175	.221	120	21	5	2	0	10	8	1	2	0	3	
Chicago	.149	.226	47	7	1	0	0	4	5	0	1	0	1	
Boston	.143	.304	63	9	2	1	0	4	15	0	1	0	0	
Cleveland	.108	.170	103	14	4	0	0	5	10	0	1	0	1	
AL Average	.183	.266	85	16	3	1	0	7	10	0	1	0	1	

Pinch hit leaders

Batting Avg. (Min 10 AB)	H/AB	Avg.	On base pct. (Min 10 PA)	OBP	Pinch hits	Hits
Elmer Smith, Cleve	4-10	.400	Tom Connolly, Wash	.583	Birdie Cree, NYY	4
Bridie Cree, NYY	4-13	.308	Hank Severeid, SLB	.400	Ivan Howard, SLB	4
Hank Severeid, SLB	4-13	.308	Ernie Walker, SLB	.400	Hank Severeid, SLB	4
Ray Caldwell, NYY	3-10	.300	Ray Caldwell, NYY	.385	Elmer Smith, Cleve	4
Bill Bankston, Phila	3-10	.300	Stuffy McGinnis, Phila	.364	Del Gainer, Det	4
Stuffy McGinnis, Phila	3-10	.300	Nemo Leibold, Cleve-CWS	.357	Tom Connolly, Wash	4

Runs batted in	RBI	Bases on balls	BB	Pinch hit at bats	AB
Larry Kopf, Phila	5	Olaf Henriksen, Bos	7	Olaf Henriksen, Bos	27
Paddy Baumann, NYY	4	Paddy Baumann, NYY	4	Merito Acosta, Wash	21
Denny Wilie, Cleve	4	Ernie Walker, SLB	4	Bill Jacobson, Det-SLB	21
Four tied with	3	Five tied with	3	Ivan Howard, SLB	21

Doubles: Four tied with 2

Triples: Five tied with 1

Home runs: Ray Caldwell, NYY 1, Paddy Baumann, NYY 1

1915 American League pinch hitting

<u>Chicago White Sox</u>	<u>Avg</u>	<u>OBP</u>	<u>AB</u>	<u>H</u>	<u>2B</u>	<u>3B</u>	<u>HR</u>	<u>RBI</u>	<u>BB</u>	<u>Sac</u>	<u>SF</u>	<u>HB</u>	<u>DP</u>
Eddie Murphy-a	1.000	1.000	1	1	1	0	0	1	0	0	0	0	0
Nemo Leibold - t	.273	.385	11	3	0	0	0	3	2	0	0	0	0
Tom Daly	.250	.400	4	1	0	0	0	0	1	0	0	0	0
Braggo Roth-t	.167	.167	6	1	0	0	0	0	0	0	0	0	0
Finners Quinlan	.125	.222	8	1	0	0	0	0	0	0	1	0	1
Jack Fournier	.000	1.000	0	0	0	0	0	0	1	0	0	0	0
Ray Schalk	.000	.500	1	0	0	0	0	0	1	0	0	0	0
Ed Walsh	.000	.000	1	0	0	0	0	0	0	0	0	0	0
Reb Russell	.000	.000	1	0	0	0	0	0	0	0	0	0	0
Jim Scott	.000	.000	1	0	0	0	0	0	0	0	0	0	0
Jim Breton	.000	.000	2	0	0	0	0	0	0	0	0	0	0
Lena Blackburne	.000	.000	2	0	0	0	0	0	0	0	0	0	0
Ray Demmitt	.000	.000	2	0	0	0	0	0	0	0	0	0	0
Wally Mayer	.000	.000	3	0	0	0	0	0	0	0	0	0	0
Happy Felsch	.000	.000	4	0	0	0	0	0	0	0	0	0	0
Total	.149	.226	47	7	1	0	0	4	5	0	1	0	1

<u>Boston Red Sox</u>	<u>Avg</u>	<u>OBP</u>	<u>AB</u>	<u>H</u>	<u>2B</u>	<u>3B</u>	<u>HR</u>	<u>RBI</u>	<u>BB</u>	<u>Sac</u>	<u>SF</u>	<u>HB</u>	<u>DP</u>
Dick Hoblitzell	.500	.750	2	1	0	0	0	1	2	0	0	0	0
Del Gainer	.267	.353	15	4	0	1	0	2	2	0	0	0	0
Pinch Thomas	.200	.200	5	1	0	0	0	0	0	0	0	0	0
Olaf Henriksen	.111	.286	27	3	2	0	0	1	7	0	1	0	0
Bill Rodgers	.000	.667	1	0	0	0	0	0	2	0	0	0	0
Hick Cady	.000	.500	1	0	0	0	0	0	1	0	0	0	0
Heinie Wagner	.000	.000	1	0	0	0	0	0	1	0	0	0	0
Raymond Haley	.000	.000	1	0	0	0	0	0	0	0	0	0	0
Everett Scott	.000	.000	1	0	0	0	0	0	0	0	0	0	0
Chick Shorten	.000	.000	1	0	0	0	0	0	0	0	0	0	0
Duffy Lewis	.000	.000	2	0	0	0	0	0	0	0	0	0	0
Hal Janvrin	.000	.000	3	0	0	0	0	1	0	0	0	0	0
Bill Carrigan	.000	.000	3	0	0	0	0	0	0	0	0	0	0
Total	.143	.304	63	9	2	1	0	4	15	0	1	0	0

<u>Detroit Tigers</u>	<u>Avg</u>	<u>OBP</u>	<u>AB</u>	<u>H</u>	<u>2B</u>	<u>3B</u>	<u>HR</u>	<u>RBI</u>	<u>BB</u>	<u>Sac</u>	<u>SF</u>	<u>HB</u>	<u>DP</u>
Del Baker	1.000	1.000	1	1	0	0	0	0	1	0	0	0	0
Oscar Stanage	.500	.500	2	1	0	0	0	1	0	0	0	0	0
Red McKee	.214	.250	14	3	0	0	0	2	1	0	1	0	0
Marty Kavenaugh	.143	.294	14	2	1	0	0	0	3	0	0	0	0
Geo. Moriarity	.143	.250	7	1	0	0	0	0	0	0	0	1	0
Bill Jacobson-a	.133	.235	15	2	1	0	0	1	2	0	0	0	0
George Burns	.000	.500	0	0	0	0	0	0	1	0	0	0	0
Frank Fuller	.000	.500	0	0	0	0	0	0	1	0	0	0	0
Charlie Deal	.000	.000	1	0	0	0	0	0	0	0	0	0	0
Bobby Veach	.000	.000	1	0	0	0	0	0	0	0	0	0	1
Ossie Vitt	.000	.000	1	0	0	0	0	0	0	0	0	0	0
Ralph Young	.000	.000	1	0	0	0	0	0	0	0	0	0	0
Jean Dubuc	.000	.000	3	0	0	0	0	0	0	0	0	0	0
Total	.175	.294	57	10	2	0	0	4	9	0	1	1	2

<i>NY Yankees PH cont'd</i>	<u>Avg</u>	<u>OBP</u>	<u>AB</u>	<u>H</u>	<u>2B</u>	<u>3B</u>	<u>HR</u>	<u>RBI</u>	<u>BB</u>	<u>Sac</u>	<u>SF</u>	<u>HB</u>	<u>DP</u>
Walt Alexander	.000	.250	3	0	0	0	0	0	1	0	0	0	0
Les Nunamaker	.000	.000	8	0	0	0	0	0	0	0	0	0	0
Total	.210	.308	100	21	4	1	2	16	13	1	2	1	0

St. Louis Browns	<u>Avg</u>	<u>OBP</u>	<u>AB</u>	<u>H</u>	<u>2B</u>	<u>3B</u>	<u>HR</u>	<u>RBI</u>	<u>BB</u>	<u>Sac</u>	<u>SF</u>	<u>HB</u>	<u>DP</u>
Bobby Wallace	.500	.500	2	1	0	0	0	1	0	0	0	0	0
Dick Kauffman	.400	.500	5	2	0	1	0	1	0	0	1	0	0
Gus Williams	.333	.333	6	2	0	0	0	1	0	0	0	0	0
Hank Severeid	.308	.400	13	4	0	0	0	0	1	0	0	1	0
Ernie Walker	.200	.400	10	2	2	0	0	2	4	0	1	0	0
Ivan Howard	.190	.190	21	4	0	0	0	1	0	0	0	0	0
Bill Jacobson	.167	.167	6	1	1	0	0	2	0	0	0	0	1
George Sisler	.143	.222	7	1	0	0	0	0	1	1	0	0	1
Dee Walsh	.133	.133	15	2	0	0	0	2	0	0	0	0	0
Jack Leary	.111	.111	18	2	1	0	0	0	0	0	0	0	0
Tilly Walker	.000	.500	1	0	0	0	0	0	1	0	0	0	0
Sam Agnew	.000	.000	1	0	0	0	0	0	0	0	0	0	0
Jimmy Austin	.000	.000	2	0	0	0	0	0	1	0	0	0	0
George O'Brien	.000	.000	2	0	0	0	0	0	1	0	0	0	0
Billy Lee	.000	.000	3	0	0	0	0	0	0	0	0	0	0
Muddy Ruel	.000	.200	4	0	0	0	0	0	1	0	0	0	0
Burt Shotton	.000	.000	4	0	0	0	0	0	1	0	0	0	0
Total	.253	.339	95	24	2	1	1	6	13	1	1	0	2

Triple play v Det, Sept 15

inc. triple play

Philadelphia A's	<u>Avg</u>	<u>OBP</u>	<u>AB</u>	<u>H</u>	<u>2B</u>	<u>3B</u>	<u>HR</u>	<u>RBI</u>	<u>BB</u>	<u>Sac</u>	<u>SF</u>	<u>HB</u>	<u>DP</u>
Harry Damron	1.000	1.000	1	1	0	0	0	0	1	0	0	0	0
Amos Strunk	.750	.750	4	3	0	1	0	0	0	0	0	0	0
Larry Kopf	.500	.600	4	2	1	0	0	5	1	0	0	0	0
Shag Thompson	.375	.444	8	3	0	0	0	1	1	0	0	0	0
Rube Oldring	.375	.375	8	3	1	0	0	2	0	0	0	0	0
Stuffy McInnis	.300	.364	10	3	0	0	0	0	1	0	0	0	0
Bill Bankston	.300	.300	10	3	0	2	0	2	0	0	0	0	0
Wally Schang	.286	.400	7	2	0	1	0	2	2	0	1	0	0
Eddie Murphy -t	.286	.286	7	2	0	1	0	1	0	0	0	0	0
Jack Lapp	.273	.333	11	3	0	0	0	0	1	0	0	0	1
Chick Davies	.231	.286	13	3	1	1	0	0	1	0	0	0	1
Lew Malone	.125	.125	16	2	0	0	0	1	0	0	0	0	0
Wickey McEvoy	.100	.182	10	1	1	0	0	1	1	0	0	0	1
Thomas Healy	.091	.231	11	1	0	0	0	0	1	0	0	1	0
Socks Siebold	.000	.000	1	0	0	0	0	0	0	0	0	0	0
Nap Lajoie	.000	.000	2	0	0	0	0	0	0	0	0	0	0
Buck Danner	.000	.000	3	0	0	0	0	0	0	0	0	0	0
Jimmy Walsh	.000	.000	7	0	0	0	0	0	0	0	0	0	0
Total	.175	.221	120	21	5	2	0	10	8	1	2	0	3

Two or more teams	<u>Avg</u>	<u>OBP</u>	<u>AB</u>	<u>H</u>	<u>2B</u>	<u>3B</u>	<u>HR</u>	<u>RBI</u>	<u>BB</u>	<u>Sac</u>	<u>SF</u>	<u>HB</u>	<u>DP</u>
Eddie Murphy-Phi-CWS	.375	.375	8	3	1	0	0	2	0	0	0	0	0
Nemo Leibold, Clv-CWS	.250	.357	12	3	0	0	0	3	2	0	0	0	0
Joe Jackson, Cleve-CWS	.167	.167	12	2	1	0	0	0	0	0	0	0	0
Bill Jacobson, Det-SLB	.143	.143	21	3	2	0	0	2	0	0	0	0	1
Bill Rodgers, Bos-Cleve	.000	.500	2	0	0	0	0	0	2	0	0	0	0

hit into triple play 9/15 v Det

1915 American League Batting Highlights

Notable performances, team

Date	Team	Opponent	Description
Apr 15	Detroit	Cleve	Seven runs in fourth inning in 10-1 win over Indians
Apr 25	CWS	Det	Seven runs in 8th inning in 17-2 win
Apr 27	Boston	NYY	Eight runs in fifth inning in 15-1 win
May 5	Wash	Det	Senators sacrificed six times in 4-3, 11-inning win over Detroit
May 7	Boston	StL	15-0 blowout win, 25 hits
May 17	CWS	Bos	Five sacrifices in 6-4, 11-inning win over Red Sox
May 19	Chicago	Phila	Pushed over five runs in third, added nine runs in fourth inning in 16-1 win
May 20	Chicago	Phila	Chicago won 24-7, 22 hits , 12 BB, scored in eight of nine innings in lopsided win
May 23	Cleve	Phila	Eight consecutive hits, 8 runs in 3rd inning, 21 total hits in 16-9 win
May 30	Det	StL	20-6 win over Browns, 20 hits
June 3	Bos	Phila	Seven runs in ninth inning to wrap up 14-0 blowout win
June 10	NYY	Phila	21 hits in 18-3 romp over A's
June 13	Det	StL	Nine straight hits, 8 runs in sixth inning in 10-2 win over Browns
June 25	Det	NYY	22 hits in 17-1 win over Yankees
July 5	StL	NYY	21 hits in 18-8 win v New York
July 6	NYY	StL	Yankees totaled 14 BB v. Browns in 20-2 win
July 16	CWS	Phila	White Sox rang up 11 runs in 8th inning (8 hits, 4 BB) in 16-7 win over A's
July 16	Det	Wash	Tigers pushed over 9 runs in seventh inning in 12-1 win
July 18	Cleve	Phila	22 hits in 19-1 blowout over Phila; Morton threw three-hitter
July 19	Cleve	Phila	Indians had 22 hits in 19-1 romp over A's
July 28	Phila	NYY	Lowly A's pounded out 21 hits enroute to 10-4 win
Aug 2	Bos	Phila	Nine runs in sixth inning off Weldon Wyckoff, blew open tight game
Aug 7	Wash	Phila	20 hits in wild 14-9 win over A's; Phila used five pitchers
Aug 28	Det	NYY	21-5 win, 26 hits with Cobb, Crawford and Burns all with four hits each
Sept 3#2	NYY	Cleve	7 runs, 7 hits in the first inning , all off Allan Collamore, in 10-3 win v Indians
Sept 26	Wash	NYY	21 hits in 12-1 win on final game of season; Turner Barber 5-6

Two home runs in one game

Date	Batter	Opp	Description
Apr 25	Oscar Felsch, CWS	Det	2R HR, solo HR, both off Faber; 5-5, 5 RBIs to lead 17-2 blowout
May 8	Harry Hooper, Bos	Det	2R HR off Dauss, 3R HR off Cavet, 5 RBIs in 10-3 win over Tigers

Five or more RBI in one game (*pitchers in italics*)

Date	Batter	Opp	RBI	Description
Apr 15	Shano Collins, CWS	StL	5	5-5, all singles, two runs, SB in 12-4 win
May 7	Harry Hooper, Bos	Det	5	3R HR, 2R HR; Boston won 10-3
May 19	Bobby Veach, Det	Wash	6	3R HR, 3R triple in 8-1 win v Senators
May 20	Ray Schalk, CWS	Phila	5	2R single, two RBI singles, SF in 24-7 win over A's
May 20	Happy Felsch, CWS	Phila	6	2R double, 2R single, RBI single, bases loaded walk in blowout of A's
May 20	Eddie Collins, CWS	Phila	5	2R single, three RBI singles in win over A's
June 6	Dick Hoblitzell, Bos	NYY	6	3R HR, 2R single, RBI single, 3-6 in 9-0 win
June 10	Jack Fournier, CWS	Cleve	5	3R double, RBI single, groundout RBI in 7-1 win
June 12	Jean Dubuc, Det	StL	5	3-4, 2R double, RBI single, SF, groundout RBI in 16-4 win
June 24	Eddie Collins, CWS	Bos	6	3R double, RBI double, RBI single, base-loaded BB in 17-0 romp
June 25	Jay Kirke, Cleve	Wash	5	Grand slam HR, RBI triple in 12-6 win
June 25	Sam Crawford, Det	NYY	6	Six singles, 4 RBIs, 2 runs in 17-1 blowout
June 25	Bobby Veach, Det	NYY	6	3R HR, RBI double, RBI single, SF in 17-1 blowout
June 27	Elmer Smith, Cleve	NYY	7	Two 3R doubles, RBI single to lead 9-2 win
July 17	Rube Oldring, Phila	Cleve	5	3R HR, two RBI doubles, 4-5, 2 runs in 10-4 win over Cleveland
July 18	Jay Kirke, Cleve	Phila	5	4-5, 2R single, 3 RBI singles in 19-1 blowout
Aug 21	Braggo Roth, Cleve	Phila	5	3-3, 3R HR, RBI double, SF in 13-1 triumph
Aug 25	Paddy Baumann, NYN	StL	6	Bases-loaded triple, RBI double, RBI single, SF in 9-7 win v Browns
Sept 8	Del Gainer, Bos	Cleve	7	3R triple, 2R single, 2R single, RBI single in 12-3 win v Tribe
Sept 21	George Sisler, StL	Cleve	5	3R HR, RBI double, RBI single in 7-2 win

Grand slam home runs

Date	Batter	Opp	pitcher	Description
June 25	Jay Kirke, Cleve	Jim Shaw, Wash		5 RBI day led Indians to 12-6 win
July 3#1	Roger Peckinpough, NYN	Eddie Cicotte, CWS		NYY still lost to White Sox 10-8
July 5	Jimmy Austin, StL	Jack Warhop, NYN		Led Browns to 18-8 thrashing of Yankees

Back-to-back home runs

Date	Batters	Opp	pitcher	Description
June 25	Bobby Veach, George Burns, Det	Ensign Cottrell, NYN		Veach 3R HR, Burns solo HR in 17-1 win
July 27	Jimmy Walsh, Amos Strunk, Phila	Boardwalk Brown, NYN		Both solo HRs to start game in 9-4 win for A's

Leadoff home runs

<u>Date</u>	<u>Batter</u>	<u>Opp</u>	<u>Opposing pitcher</u>
Apr 23	Fritz Maisel, NYY	Phila	Bob Shawkey; NY won 6-4
May 30	Doc Cook, NYY	Phila	Bob Shawkey; A's won 2-1
July 27	Jimmy Walsh, Phila	NYY	Boardwalk Brown; front end of back-to-back HR; Phila won 9-4

Pinch hit home runs

<u>Date</u>	<u>Batter</u>	<u>Opp pitcher</u>	<u>Description</u>
Apr 26	Ray Caldwell, NYY	Ernie Shore, Bos	Solo HR in ninth in 5-2 loss
July 22	Paddy Baumann, NYY	Carl Weiland, StL	3R HR in 8 th inning only Yankees hit in 5-3 loss

Five or more hits in one game

<u>Date</u>	<u>Batter</u>	<u>Opp</u>	<u>Description</u>
Apr 15	Shano Collins, CWS	StL	5-5, all singles, 5 RBIs, run, SB to pace 12-4 win
Apr 16	Tris Speaker, Bos	Phila	5-6, two triples, 2 runs, RBI, SB in 10-2 win
Apr 20	Ralph Young, Det	CWS	5-6, five singles, 3 runs, SB in 9-4 win
Apr 25	Oscar Felsch, CWS	Det	5-5, 2 HR, 5 RBI, SF to pace 17-2 blowout win
May 9	Chick Gandil, Wash	StL	5-6, two doubles, three singles, 2 runs, 2 RBI in 13-9 victory
May 24	Eddie Collins, CWS	NYY	5-5, five singles, run, SB in 7-5 win against Yankees
June 3	Bobby Veach, Det	Cleve	5-5, five singles, 2 RBIs, run in 7-0 win
June 8	Paddy Baumann, NYY	Bos	5-6, 2 doubles, 3 singles, RBI, run in 2-1, 16-inning win v Red Sox
June 21	Tris Speaker, Bos	Phila	5-5, 2R triple, RBI double, three singles in 5-2 win
July 28	Stuffy McInnis, Phila	NYY	5-5, first HR of season, four singles, 2 runs in 10-4 win
Aug 12	Ossie Vitt, Det	NYY	5-6, five singles, RBI, 2 CS in 5-4, 13-inning win over New York
Sept 2	Shano Collins, CWS	Phila	5-6, two doubles, three singles, 3 RBIs, 2 run in 14-4 win v A's
Sept 10	Duffy Lewis, Bos	Cleve	5-9, double, four singles in 4-2, 21-inning loss to Cleveland
Sept 26	Turner Barber, Wash	NYY	5-6, triple, four singles, 3 RBIs, 2 runs in 12-1; last game of season

Notable individual batter performances (*pitchers performances shown under pitcher's hitting*)

<u>Date</u>	<u>Batter</u>	<u>Opp</u>	<u>Description</u>
Apr 13	Tris Speaker, Bos	Wash	4-5, two triples, 3 RBIs in 11-1 win v Washington
Apr 18	Joe Jackson, Cleve	StL	4-5, two triples, 3 RBI in 7-4 win
Apr 20	Eddie Ainsmith, Bos	Phila	0-1, 5 BB , 3 runs in 13-3 win
Apr 20	Eddie Foster, Wash	Phila	4-7, 2b, three singles, R, RBI in 13-2 win
Apr 20	Finners Quinlan, CWS	Det	4-4, 2b, three singles, 2 runs in 9-4 loss
Apr 23	Shano Collins, CWS	Cleve	4-5, 2R double, three singles, 3 RBI, 2 runs 13-3 win
Apr 24	Bobby Veach, Det	StL	4-5, double, three singles, RBI, 8-7 win
Apr 27	Clyde Milan, Wash	Phila	4-5, four singles, RBI, 6-5 loss to A's
Apr 27	Heinie Wagner, Bos	NYY	4-5, four singles, BB, 3 runs, RBI in 15-1 rout
Apr 28	Tris Speaker, Bos	Phila	3-3, 3 BB, 3 runs, 4 RBIs to lead 11-1 win
Apr 28	Sam Crawford, Det	Cleve	4-5, 2b, three singles, 3 RBIs in 10-4 win
Apr 28	Chick Gandil, Wash	NYY	4-5, two triples, two singles, run, 2 RBI in 8-3 win
May 2	Bernie Boland, Det	NYY	4-4, all singles, RBI, run in 7-2 victory
May 3	Ty Cobb, Det	NYY	5 stolen bases , one run in 3-2 win v New York
May 5	Braggo Roth, CWS	Phila	4-5, 2b, double, triple, two singles, 3 RBIs in 9-2 win
May 7	Tris Speaker, Bos	StL	4-6, four singles, 3 runs, RBI in 15-0 walkover
May 7	Doc Cook, NYY	Cleve	4-5, four singles, 2 RBIs, run in 7-1 win
May 8	Dick Kaufman, StL	Wash	4-5, two doubles, two singles, 2 runs, 2 RBI in 6-4 win
May 12	Del Pratt, StL	NYY	4-5, RBI double, three singles, SB, lost to NY 7-4
May 13	Tris Speaker, Bos	Cleve	4-4, triple, three singles, 2 RBI, 2 runs; Red Sox won 6-4 in 10
May 16	Amos Strunk, Phila	StL	4-5, four singles, run, RBI in 5-3 loss to Browns
May 18	Jack Fournier, CWS	Bos	4-5, double, three singles, 2 runs RBI, HBP in 8-7 win over Boston
May 17	Jack Lapp, Phila	StL	Hit into three DPs in 3-0 loss to St. Louis
May 20	Buck Weaver, CWS	Phila	Six runs scored in 24-7 win over A's
May 20	Eddie Collins, CWS	Phila	4-6, 5 RBIs, BB, in blowout win v Phila
May 20	Ray Morgan, Wash	Det	4-4, 2b, three singles, 3 runs in 7-2 win v Tigers
May 22	Wickey McEvoy, Phila	Cleve	4-5, four singles, 2 runs, run scored in 4-1 triumph v Indians
May 22	Shano Collins, CWS	NYY	4-5, four singles, 3 RBI, SB in 9-3 victory
May 23	Jack Graney, Cleve	Phila	4-6, all singles, 3 RBI in 16-9 win
May 27	Sam Crawford, Det	Phila	4-6, all singles, 2 runs in 6-5, 11-inning loss to Phila
May 25	Tris Speaker, Bos	Cleve	4-5, four singles, 2 RBIs in 3-2 win
May 30	Finners Quinlan, CWS	Cleve	4-5, four singles, 2 runs, 2 SB in 5-1 win
May 31#2	Doc Cook, NYY	Phila	4-6, four singles, 2 RBIs in 10-3 win
June 3	Sam Crawford, Det	Cleve	4-5, 2b, three singles, 2 runs, RBI in 7-0 win
June 4	Ty Cobb, Det	Cleve	4-6, four singles, 2 RBI, run in 7-2 win
June 6	Eddie Foster Wash	StL	4-5; 2b, three singles, 2 runs, 2 SB in 4-2 win
June 10	Luke Boone, NYY	Phila	4-6, four singles, 3 runs, 3 RBIs in 18-3 romp over A's
June 13	Ty Cobb, Det	StL	4-5, four singles, 2 runs, 2SB 10-2 win over Browns

Notable individual batter performances, continued

<u>Date</u>	<u>Batter</u>	<u>Opp</u>	<u>Description</u>
June 14	Doug Neff, Wash	Phila	4-4, 2b, three singles, BB, 3 RBI in 13-2 triumph
June 14	Del Pratt, StL	Cleve	4-5, four singles, 2 runs, SB in 5-3 loss to Cleveland
June 15	Jack Lapp, Phila	Wash	4-4, 2b, three singles, 3 RBI in 6-3 win over Senators
June 18	Fritz Maisel, NYY	Wash	4-6, 2b, three singles, run, 2 SB in 2-1, 13-inning loss to Wash
June 19	Bobby Veach, Det	Cleve	4-4, two doubles, two singles, 3 RBIs, 2 runs in 10-4 win
June 20	Jack Barry, Bos	Phila	4-4, 2b, three singles, 2 runs, RBI, SB in 5-0 win
June 24	Buck Weaver, CWS	Bos	4-5, RBI double, three singles, 3 runs in 17-0 blowout win
June 26	Eddie Collins, CWS	Bos	4-4, 3R double, three singles, 3 runs in 8-3 win over second place Boston
une 26	Braggo Roth, CWS	Bos	4-5, 2R double, three singles, 3 RBIs in 8-3 v Boston
June 27	Amos Strunk, Phila	CWS	4-5, two doubles, RBI, run in 6-3 loss to White Sox
June 27	Jay Kirke, Cleve	NYN	4-4, four singles, HBP, 3 runs in 9-2 win
June 29	Fritz Maisel, NYY	Cleve	4-5, triple, three singles, run in 3-2 loss to Indians
June 30	George Burns, Det	Wash	Hit into three double plays in 9-2 loss to Washington
July 1	Doc Cook, NYY	CWS	4-5, triple, three singles, 2 runs in 7-6 loss to Chicago
July 3#1	Oscar Stanage, Det	Bos	4-4, two RBI doubles, two singles in 9-3 win over Red Sox
July 4	Bobby Veach, Det	Phila	4-4, four singles, 2 RBIs, run in 6-1 win
July 5	Fritz Maisel, NYY	StL	4-5, four singles, RBI, run in 18-8 loss to Browns
July 5	Ivan Howard, StL	NYN	4-5, four singles, BB, two runs, BB in 18-8 win over NYY
July 9	Del Pratt, StL	Phila	4-5, four singles, 3 RBI, BB, run in 6-0 shutout win
July 10	Grover Lowdermilk, StL	Phila	Hit into three double plays in 10-2 win over A's
July 10	Jimmy Austin, StL	Phila	4-5, four singles, 2 runs, RBI in 10-2 romp
July 15	Ray Chapman, Cleve	NYN	4-5, four singles, run, RBI in 8-7 win
July 16	Shano Collins, CWS	Phila	4-6, four singles, 2 RBI, 2 runs in 16-7 blowout
July 17	Rube Oldring, Phila	Cleve	4-5, 3R HR, 2 RBI doubles, 5 RBI , 2 runs in 10-4 win over Cleveland
July 18	Jay Kirke, Cleve	Phila	4-5, four singles, 3 runs, 5 RBI in 19-1 blowout win
July 19	Harry Hooper, Bos	Det	2-2, 3 BB, 4 runs, RBI in 8-3 win over Detroit
July 19	Jack Fournier, CWS	NYN	4-5, RBI triple, 2R single, RBI single in 6-2 win
July 21	George Burns, Det	Phila	4-5, four singles, 4 RBIs, run in 17-2 blowout
July 23	Bobby Veach, Det	Phila	4-5, two RBI doubles, RBI single, BB, 2 runs in 10-1 win
July 28	Bill Bankston, Phila	NYN	4-5, 2R double, RBI triple, two singles in 10-4 Athletics victory
Aug 1	Danny Moeller, Wash	NYN	Stole 2b, 3b, home in first inning; totaled four SB in 5-0 over Yankees
Aug 7	George McBride, Wash	Phila	4-6, double, 2R single, 4 RBIs, 2 runs in wild 14-9 win over A's
Aug 13	Everett Scott, Bos	CWS	4-6, 2b, three singles, 3 runs, RBI in 13-3 win
Aug 13	Duffy Lewis, Bos	CWS	4-5, 2R double, triple, 4 RBIs in 13-3 win v Red Faber
Aug 16	Nap Lajoie, Phila	CWS	4-4, RBI triple, 2b, two singles, 3 runs, SB in 7-6 loss
Aug 18	Tris Speaker, Bos	Det	4-4, 2R double, three singles, BB, 3 runs in 9-5 win over Detroit
Aug 19	Chick Gandil, Wash	StL	4-5, four singles, 3 RBIs in 11-4 win
Aug 21	Jay Kirke, Cleve	Phila	4-5, double, three singles, 2 RBIs in 13-1 walkover
Aug 21	Buck Weaver, CWS	NYN	4-4, four singles, run, RBI in 5-3 White Sox win
Aug 25	Sam Crawford, Det	Phila	4-4, 3R HR #2, RBI double, two singles, BB, SB in 9-2 win
Aug 23	Larry Gardner, Bos	Cleve	4-6, triple, three singles, 2 runs, RBI in 15-2 win
Aug 23	Harry Hooper, Bos	Cleve	4-7, double, three singles, 2 RBIs, run in 15-2 win
Aug 24	Wally Pipp, NYY	StL	4-5, two doubles, two singles, 3 RBI in 6-1 win
Aug 25	Fritz Maisel, NYY	StL	Four SB , 2 runs in 9-7 win
Aug 26	Burt Shotton, StL	Phila	3-3, 3 BB (six times on base), 3 RBIs, 3 runs in 15-2 win v A's
Aug 26	Del Pratt, StL	Phila	4-6, three RBI singles, 4 RBIs in 15-2 win
Aug 27	Del Pratt, StL	Phila	4-6, 2R double, RBI triple, 4 RBIs; second straight four-hit game, 14-2 win
Aug 27	Tilly Walker, StL	Phila	4-5, double, three singles, 4 RBIs in win
Aug 27	Ivan Howard, StL	Phila	4-4, RBI double, SF, 3 RBIs in win
Aug 28	Ty Cobb, Det	NYN	4-6, four singles, 3 RBIs, 5 runs, SB in 21-5 blowout win
Aug 28	Sam Crawford, Det	NYN	4-6, 2R triple, three singles, 5 RBI in mismatch
Aug 28	George Burns, Det	NYN	4-6, two doubles, two singles, BB, 4 runs in 21-5 win
Aug 29	Burt Shotton, StL	Phila	3-3, 3 BB, reached base six times in 15-2 win over A's
Aug 30	Del Pratt, StL	Phila	4-5, 2R triple, two doubles; third straight four-hit game; 8-3 win
Sept 2	Ray Schalk, CWS	Phila	4-5, four singles, 2 RBIs, BB, 2 runs in 14-4 win
Sept 3#1	Shano Collins	Phila	4-6, two 2R doubles, 4 RBIs in 14-3 walkover win
Sept 3#2	Shano Collins	Phila	4-5, four singles, 3 runs, RBI, SB in 9-7 win
Sept 3#2	George Sisler, StL	Bos	4-5, four singles, two runs in 8-7 loss to the Red Sox
Sept 3#2	Larry Gardner, Bos	StL	4-4, four singles 2 runs, SB in 8-7 win over Browns
Sept 4	Jay Kirke, Cleve	Phila	4-5, four singles, 3 runs, 2 RBIs in 14-2 thrashing of A's
Sept 5	Wally Schang, Phila	Cleve	4-5, four singles, 2 runs, RBI
Sept 8	Bobby Veach, Det	Phila	4-5, four singles, RBI, run in 6-3 Tigers win
Sept 8	Del Gainer, Bos	Cleve	4-5, two triples, two singles, 7 RBI in 12-3 win
Sept 17	Nap Lajoie, Phila	NYN	4-5, 2B double, three singles, 3 RBI, SB in 7-6, 11-inning loss to Yanks
Sept 17	Wally Pipp, NYY	Phila	4-7, GW double in 11 th , three singles in 11-inning 7-6 victory over A's
Sept 21	George Sisler, StL	Cleve	4-5, 3R HR, RBI double, RBI single, 5 RBI in 7-2 win
Sept 25	Clyde Milan, Wash	NYN	4-4, four singles, RBI, SB in 6-3 loss to Yankees

Notable individual batter performances, continued

<u>Date</u>	<u>Batter</u>	<u>Opp</u>	<u>Description</u>
Sept 26	John Henry, Wash	NYN	4-6, four singles, 2 RBIs, 2 runs in 12-1 win; final game of season

Steals of home

<u>Date</u>	<u>Runner</u>	<u>Opp</u>	<u>Description</u>
Apr 28	Buck Weaver, CWS	StL	Stole home at front end of double steal; CWS won 4-1
May 8	Clyde Milan, Wash	StL	Stole home at front end of double steal; Senators lost 6-4
May 13	Eddie Murphy, Phila	Det	Stole home on missed sac attempt by Amos Strunk; A's lost in 11 innings
May 13	Chick Gandil, Wash	CWS	Stole home on front end of double steal; Senators lost 5-4 in 12 innings
May 30	Reb Russell, CWS	Cleve	Stole home in second inning in 5-1 win
June 15	Bill Jacobson, Det	CWS	Stole home in 8 th inning to tie game in 7-6, 10-inning loss
July 18	Ed Barney, NYY	Chi	Stole 2 nd , home in fourth inning in 5-4, 12-inning Yankee win
July 23	Les Nunamker, NYY	Phila	Front end of double steal resulting from sac, 10-4 win Phila
July 2	Chick Gandil, Wash	StL	Straight steal of home in 13 th inning to beat StL 1-0
Aug 1	Danny Moeller, Wash	NYN	Stole second, third and home to start game in 5-0 Senators win
Aug 16	Larry Kopf, Phila	CWS	Straight steal of home in first inning in 7-6 loss to White Sox
Aug 17	Paddy Baumann, NYY	Cleve	Stole home after botched sac attempt by Skeeter Shelton

Team batting notes**Gumming them to death**

Detroit beat New York 7-2 on May 2. **The Tigers totaled 16 hits, all singles.** Winning pitcher Bernie Boland (4-4) and Sam Crawford (3-5) led the Tiger hitters. Donie Bush and Ossie Vitt had two hits each.

Washington's light-hitting offense **used the sacrifice six times** in a tough 4-1, 11-inning win against Detroit on May 5.

The **White Sox used the sacrifice bunt five times**, twice in the fourth and twice in the 11th inning, to edge Boston 6-4 on May 17. Four of the ChiSox runs directly resulted from squeeze plays, helping them edge Rube Foster in the extra-inning game.

Detroit rattled off **nine consecutive hits in the sixth inning** vs St. Louis on June 13. The Tigers piled up eight runs in the inning to lift Bill Steen to a 10-2 win.

Leavin' em stranded

<u>Date</u>	<u>Team</u>	<u>Opp</u>	<u>LOB</u>	<u>Result</u>
May 3	Chicago	Bos	14	White Sox lost 5-1 decision to Dutch Leonard
May 6	Washington	Det	13	Senators had 13 hits; Walter Johnson lost to Bernie Boland
May 8	Washington	StL	10	Senators lost opener of three-game series to St. Louis by 6-4 score
May 12	St. Louis	NYN	11	Lost to Yanks Marty McHale, who pitched complete game
May 27	New York	StL	10	Beat Browns 9-2; StL had 12 singles, but hit into three DPs
June 14	St. Louis	Cleve	12	Totaled 14 hits, but lost to Cleveland 5-3
July 1	New York	Chi	12	Lost to White Sox Joe Benz 7-6
July 3#1	New York	Chi	10	Lost 10-8 slugfest with White Sox
July 3#2	New York	Chi	11	Dropped 7-5 decision; NYN left total of 40 LOB in four-game series v CWS
July 14	New York	StL	13	Lost 6-3 to Browns, four errors, two at plate cost Yankees the game
July 17	Cleveland	Phila	13	Lost 10-4, despite 10 BB by Weldon Wyckoff
July 28	Philadelphia	NYN	11	A's racked up 21 hits to win by 10-4 score; NYY had 8 LOB

Individual batting notes

Washington's Chick Gandil and Clyde Milan both went on tears against St. Louis May 8-10. Gandil was 8-13, .615 with six runs scored. Milan was 9-15, .600 with five runs, 3 SB as the Senators won two of three.

Detroit IF **Marty Kavenaugh** homered in two straight games June 5-6. On June 5, Kavenaugh hit a 3R HR off Eddie Cicotte, along with a triple, to lead Detroit to a 10-3 triumph over the White Sox. The next day, Kavenaugh hit a two-run blast off Reb Russell as the Tigers made it two wins a row over Chicago 6-0.

Philadelphia C **Jack Lapp** hit a home run in two consecutive games June 6-7 against Washington. Lapp hit a 2R HR on June 6, lifting the A's to a 7-4 win over Joe Boehling. The next day, Lapp hit a solo HR off Bert Gallia, but the A's lost 4-2.

Keen eyes. Washington's **Eddie Ainsmith** walked five times in a 13-3 Senators win over the A's on Apr 20.

Boston 2b **Heinie Wagner was 7-11, .636** scored seven runs, hit a pair of triples and walked four times to lead the Red Sox to a three game sweep over New York Apr 25-27.t

The light-hitting Senators won two of three at St. Louis May 8-10, thanks to the tandem of **Clyde Milan** (8-13, .615, six runs scored) and **Chick Gandil**, (9-15, 3 RBIs, 4 BB).



White Sox OF **Braggo Roth** had **nine RBIs in a four-game series** against St. Louis from June 18-20. He drove in three runs in an opening game 18-1 win, none in Game Two, hit a three-run HR in Game Three, and drove in three more runs in the finale with a two-run double and a groundout RBI as Chicago swept the Browns.

Shifted from the White Sox to Cleveland in the Joe Jackson deal, **Roth exploded for another big series Aug 18-21** against the hapless A's Roth **drove in 11 runs in the series while going 8-17, .471**. In Game One, Roth drove in four runs with a two-run HR and two-run triple to lead the Indians to a 5-4 win. In the series finale, Roth hit a 3R HR and brought home two other runs with an RBI double and a sac fly, while going 3-3, to pace Cleveland to a 13-1 win. Three days later, on the 24th, against Boston, Roth hit a two-run HR and drove in three runs as Cleveland won 5-3.

A's stalwart **Amos Strunk** went **10-18, .556 in a three-game stretch v New York, July 26-28**. Strunk struck a home run, drove in four runs and scored four times as the A's won two of three against the Yankees.

Detroit's **Sam Crawford** drove in **eight runs in two games against the A's** Aug 25-26. On the 25th, Crawford went 4-4 with a three-run home run and an RBI double to lead Detroit to a 9-2 win. The hard-hitting RF kept on hitting the next day, singling home a run and, later in the game, clearing the bases with a three-run double in a 10-3 Tigers win.

St. Louis leadoff man **Burt Shotton** reached base **eight straight times over a three-game stretch Aug 26-29**. Shotton singled in his last at-bat against New York on Aug 26. After an off day, Shotton went 3-3 and walked three times in a 15-2 blowout over the A's on Aug. 28, the first game of the "Cellar Series." The next day, Shotton singled to lead off the game, giving him eight consecutive times at bat.

In the same Aug 28-31 "Cellar Series" between the Browns and A's, Del Pratt and Tilly Walker both exploded at the plate. **Pratt went 13-21, .619, driving in 11 runs** and scoring seven times with five extra-base hits. **Walker was 11-21, .523, with 10 RBIs**, six runs and four doubles. The Browns won all four games in the series, **outscored Phila 44-7**.

Chicago's Shano Collins went on a **monster five-game tear in early September** to pace the ChiSox as they headed down the stretch. Collins went 5-6 on September 2 as the Sox hammered Phila 14-4. The next day, Shano led Chicago to a doubleheader sweep of the A's, going 8-10 in the two games. In his next game, on Sept. 4, at New York, he was 2-5 as the White Sox made it four in a row. On Sept. 5, Collins again went 2-5, but the Sox lost a 10-inning 6-5 decision. **For the five games, Shano was 17-27, .630, with five doubles, eight RBIs, 12 runs scored, one walk and a stolen base with an OBP of .643.**



Burt Shotton, St. Louis

In Chicago's monumental four-game **sweep of Boston** June 23-26, **Eddie Collins led the way, going 9-13, .692**, totaling 8 RBIs with two doubles and a triple.

Jay Kirke, Cleveland, who had a previous offensive explosion in June, got hot again in a four-game series against the pitching-poor A's Sept 4-7. **Kirke was 11-19, .579** and totaled 10 RBIs as the Indians raced to a sweep. In the same series, Kirke's teammate **Ray Chapman was 9-22, .409**.

Cleveland's Dennie Wilie and Braggo Roth homered in the third inning against Chicago on Sept 17. The Tribe, however made five errors in the game and lost to the White Sox 8-3.

Washington's **Clyde Milan** finished the season with a flourish, going **16-34, .471** in the Senators final two series of the season. Milan drove in seven runs and stole four bases in the eight games

Hitting streaks

Detroit's **Ty Cobb**'s offensive prowess clearly demonstrated itself in the listing of hitting streaks of 10 games or more that occurred in the 1915 AL replay.

Cobb had the longest hitting streak for the season, a remarkable 24-game streak during which he hit .453. He also tacked on a 16-game hitting streak (.471), a 12-game streak (.578) and a 10-game streak (.474). White Sox leader **Eddie Collins** had the second-longest streak, hitting .406 in a 19-game streak in May that was instrumental in thrusting the ChiSox into a commanding position in the pennant chase.

Dates	Player, Team	Streak	Avg	OBP	AB	R	H	2b	3b	HR	RBI	BB	K	SB-CS	Sac	SF	HBP	DP
May 22-Jun 15	Ty Cobb, Det	24	.453	.540	95	27	43	4	3	0	15	16	6	11-3	0	0	1	2
May 2-24	Eddie Collins, CWS	19	.406	.570	77	16	39	4	0	0	19	12	3	4-7	1	2	2	0
Aug 1-18	Sam Crawford, Det	17	.403	.446	67	10	27	2	7	1	13	6	4-5	1-0	0	1	0	1
Jun 20-Jul 10	Eddie Murphy, Phi-CWS	17	.375	.446	64	9	24	4	1	0	13	9	3	5-3	2	1	0	0
Apr 29-May 17	Rg. Peckinpough, NY	17	.338	.343	65	5	22	4	2	1	10	1	5	1-1	0	1	0	0
Aug 17-Spt 3#2	Ty Cobb, Det	16	.471	.571	68	22	32	5	1	0	17	16	4	13-5	0	0	0	1
June 2-19	Joe Jackson, Cleve	16	.344	.403	61	10	21	1	1	2	9	5	1	0-3	0	0	1	0
June 26-Jul 10	Fritz Maisel, NYY ¹	15	.453	.459	64	8	29	5	2	0	9	8	3	4-2	0	0	0	2
June 24-July 9	Eddie Collins, CWS	15	.350	.438	60	14	21	4	0	0	16	10	3	2-3	0	2	1	1
June 3-16	Amos Strunk, Phi	13	.383	.463	47	8	18	1	1	0	6	5	4	0-1	1	0	2	0
July 1-13	Stuffy McGinnis, Phi	13	.360	.396	50	3	18	1	0	0	3	3	6	2-1	0	0	0	3
May 21-June 5	John Leary, StL	13	.353	.389	51	5	18	2	1	0	4	2	10	0-2	1	0	1	1
Sept 9-23	Ty Cobb, Det	12	.578	.672	45	11	26	1	2	0	9	11	1	15-3	0	0	2	0
June 8-20	Sam Crawford, Det	12	.391	.434	46	10	18	3	4	0	10	4	3	0-1	0	2	1	2
Jun 23-Jul 3#2	Eddie Foster, Wash	12	.389	.411	54	11	21	3	1	0	5	2	3	4-2	0	0	0	1
Apr 11-14	Stuffy McGinnis, Phi	12	.396	.420	48	2	19	2	1	0	12	1	0	3-1	0	0	1	0
June 3-15	Stuffy McGinnis, Phi	12	.313	.327	48	8	15	0	1	0	5	1	2	0-2	0	0	0	1
May 29-June 7	Jack Fournier, CWS	11	.465	.521	43	11	20	4	1	1	10	3	2	3-1	0	0	2	
Jun 23-Jul 3#2	Bobby Veach, Det	11	.450	.521	40	9	18	5	1	1	17	6	0	0-1	0	1	1	0
June 25-July 4	Jay Kirke, Cleve	11	.488	.532	43	10	21	12	3	1	1	3	2	1-1	0	0	1	0
May 30-June 8	Eddie Collins, CWS	11	.381	.458	42	8	16	0	2	1	11	5	3	3-5	0	0	1	0
May 8-20	Del Pratt, StL	11	.375	.400	48	3	18	3	0	1	7	3	1	0-0	1	0	0	0
June 25-Jul 5	Duffy Lewis, Bos	11	.375	.434	48	6	18	1	1	0	7	5	6	1-0	2	0	0	0
My 31#2 Jun 11	Larry Gardner, Bos	11	.370	.434	46	6	17	0	1	0	6	6	2	1-0	0	1	0	1
July 11-22	Duffy Lewis, Bos	11	.357	.413	42	3	15	2	0	0	6	4	4	2-0	0	0	0	0
Aug 30-Spt 8	Elmer Smith, Cleve	11	.348	.367	46	7	16	3	1	1	11	2	8	1-3	0	1	0	0
July 28-Aug 11	Jay Kirke, Cleve	11	.314	.327	51	4	16	4	1	1	9	1	8	0-0	0	0	0	0
Aug 5-15	Ty Cobb, Det	10	.474	.535	38	10	18	3	3	1	3	4	5	5-0	0	0	1	0
June 29-July 7	Amos Strunk, Phi	10	.419	.457	43	5	18	3	1	0	3	3	2	1-2	0	0	0	1
Aug 26-Sept 4	Burt Shotton, StL	10	.353	.468	37	8	13	1	0	0	5	10	4	1-2	0	0	1	0
June 7-17	Jack Lapp, Phi	10	.359	.409	39	3	14	2	0	2	9	4	0	0-0	0	1	0	4
Aug 5-17	Chick Gandil, Wash	10	.349	.364	43	5	15	4	0	0	5	1	4	3-2	0	0	0	0
Aug 11-20	Joe Jackson, CWS	10	.342	.413	38	1	13	4	0	0	9	5	6	0-2	0	2	1	0
June 6-18	Rube Oldring, Phi	10	.333	.364	42	4	14	1	0	1	6	2	3	0-0	0	0	0	0
Aug 15-25	Clyde Milan, Wash	10	.325	.372	40	5	13	1	0	0	5	3	0	4-2	0	0	0	0
May 22-31#2	Eddie Murphy, Phi	10	.317	.404	41	8	13	1	0	1	6	3	4	3-0	1	0	0	2
Apr 24-May 9	Duffy Lewis, Bos	10	.302	.354	43	11	13	1	2	2	15	4	4	0-2	1	1	0	3

¹ Maisel also reached base on a catcher's interference call on May 15


Pitcher's batting

The Boston Red Sox pitching staff generated the most offense from their pitching staff during the 1915 replay. Led by **Babe Ruth** and **Rube Foster**, the Red Sox pitchers were the only team to hit over .200 and have an OBP exceeding .300. The Boston staff pounded out 36 extra-base hits, 25 of them doubles, and 53 RBIs, tops in the AL.

Chicago led the pitching staff in scoring with a surprising 67 runs scored, including 22 each by **Red Faber** and **Reb Russell** and ten more runs scored by **Eddie Cicotte**. The primary reason White Sox pitchers scored so often was that their pitchers drew 58 bases on balls, the most by the AL.

Chicago's pitchers also piled up 45 sacrifices, which moved Chicago baserunners into scoring position with greater frequency than their competitors.

Team	Avg	OBP	AB	R	H	2B	3B	HR	RBI	BB	K	SB-CS	Sac	SF	HB	GIDP	E
Boston	.227	.302	490	54	111	25	6	5	53	54	116	0-0	10	5	1	12	28
Wash	.185	.249	448	37	83	16	3	2	30	33	123	1-1	9	0	5	7	19
New York	.182	.267	445	44	81	8	3	7	40	45	123	5-1	16	3	8	9	24
Detroit	.173	.249	490	46	86	11	5	1	43	49	102	0-1	9	2	1	13	14
Chicago	.166	.276	422	67	70	2	2	0	34	58	109	3-0	45	4	8	13	18
Phila	.160	.189	363	27	58	7	4	1	27	13	118	0-0	9	0	0	6	28
St Louis	.159	.226	414	31	66	13	0	0	13	31	81	1-1	9	1	5	9	27
Cleveland	.104	.147	433	21	45	4	2	0	7	19	159	0-0	13	2	3	15	28
Average	.171	.242	438	41	75	11	3	2	31	38	116	1-1	15	2	4	0	23



Babe Ruth, Bos

No surprise who was the leading hitter among pitchers in the AL: **Babe Ruth**, who topped pitchers (minimum 15 AB) with a .304 batting average. Ruth's teammate **Dutch Leonard** checked in with a .292 batting average while Browns lefty **Carl Weiland** hit .275. In a statistical oddity, Ruth and Foster both hit three homers and drove in 14 runs.

New York's **Ray Caldwell** stood out among pitchers, **tying for second in the league with seven home runs**. He also drove in 16 runs and scored 21 runs. In July, Caldwell had a remarkably productive stretch, **hitting a home run in four consecutive starts over a 10-day period**, but winning only two of the four starts. Three of Caldwell's seven homers came off Chicago pitching.

Notable pitcher batting performances

Home runs

Date	Batter	Opp pitcher	Notes
Apr 26	Ray Caldwell	Ernie Shore, Bos	Pinch hit HR in 5-2 win over Boston
Apr 30	Rube Foster, Bos	Herb Pennock, Phila	Solo HR in 7-1 win
May 7	Rube Foster, Bos	Harry Hoch, StL	Solo HR in 15-0 win
May 20	Rube Bressler, Phila	Reb Russell, CWS	2R HR in 24-7 blowout loss
May 31#1	Ray Caldwell, NYY	Rube Bressler, Phila	2R HR in 6-5 win v Phila
June 3	Babe Ruth, Bos	Bob Shawkey, Phila	2R HR in first inning in 6-5 win
June 15	Rube Foster, Bos	Ray Fisher, NYY	3R HR in 7 th inning to beat Fisher, NYY 3-1
July 14	Ray Caldwell, NYY	Oscar Harstad, Cleve	Solo HR in 7-2 (10 inning) win
July 17	Ray Caldwell, NYY	Reb Russell, CWS	Solo HR, RBI triple in 6-4 loss to Chi; second HR in two starts
July 19	Ray Caldwell, NYY	Eddie Cicotte, CWS	Solo HR 6-2 loss to White Sox; third HR in three starts
July 23	Ray Caldwell, NYY	Earl Hamilton, StL	Solo HR 6-2 win over St. Louis; fourth HR in four straight starts
Aug 19	Ray Caldwell, NYY	Joe Benz, Chi	Solo HR in 6-1 loss to White Sox
June 3	Babe Ruth, Bos	Bob Shawkey, Phila	2R HR in 14-0 beating of Phila
July 14	Joe Boehling, Wash	Jean Dubuc, Det	Solo HR in 4-1 win over Tigers
Sept 17	Babe Ruth, Bos	Joe Boehling, Wash	2R HR in 9-2 win over Senators

Notable pitcher batting performances

Date	Batter	Opp	Description
Apr 13	Babe Ruth, Bos	Wash	2-4, two doubles, 2 runs, RBI in 11-1 win over Washington
May 2	Bernie Boland, Det	NYY	4-4, four singles, run, RBI in 7-2 win
May 7	Rube Foster, Bos	StL	2-6, HR, RBI single in 15-0 win
May 14	Red Faber, CWS	Wash	3-3, three singles, but lost 1-0 to Senators
May 20	Reb Russell, CWS	Phila	2-4, 3 BB, 5 runs scored, 2 RBIs in 24-7 win v A's
May 24	Bill Steen, Cleve	Phila	3-5, run in 10-4 win against A's

Notable pitcher batting performances, continued

<u>Date</u>	<u>Batter</u>	<u>Opp</u>	<u>Description</u>
May 30	Reb Russell, CWS	Cleve	Stole home in 5-1 win
June 12	Jean Dubuc, Det	StL	3-4, 5 RBIs , 2R double, RBI single, SF, groundout RBI in 16-4 win
July 13	Eddie Cicotte, Chi	Phila	2-3, 3 RBIs in 12-0 win
July 10	Grover Lowdermilk, StL	Phila	Hit into three double plays in 10-2 win over A's
July 21	Harry Coveleski, Det	Phila	4-6, four singles, 2 RBIs, run in 17-2 blowout win
July 27	Weldon Wyckoff, Phila	NYN	2R triple, SF, 3 RBIs in 9-4 win
Aug 2	Rube Foster	Phila	3-4, two hits 3 RBI (RBI double, 2R single) in 7th inning in 9-1 win v Phila
Aug 14-17	Chicago (3 pitchers)	Phila	Reb Russell, Eddie Cicotte, Jim Scott combined to 6-12 in three games
Aug 23	Babe Ruth, Bos	Cleve	4-5, 2R HR , three singles, 3 RBIs , BB in 15-2 romp
Sept 17	Eddie Cicotte, CWS	Cleve	Three sacrifices in 8-3 win over Indians

Hitting records for selected pitchers (15 or more AB):

Player	Avg	OBP	G	AB	R	H	2b	3b	HR	RBI	BB	K	SB-CS	Sac	SF	HBP	DP
Babe Ruth, Bos	.304	.316	28	92	15	28	t 9	0	3	14	1	12	0-0	0	1	1	1
Dutch Leonard, Bos	.292	.405	29	65	12	19	2	1	0	5	13	12	0-0	2	1	0	2
Carl Weilman, SLB	.275	.313	41	91	11	25	5	0	0	6	4	15	1-1	1	0	1	1
Joe Wood, Bos	.250	.321	22	48	3	12	2	t 3	0	5	6	8	0-0	0	2	0	1
Waltr Johnson, Wsh	.248	.298	46	141	7	35	8	t 3	1	t 18	9	36	0-0	4	0	1	2
Ray Caldwell, NYN	.224	.266	38	134	21	30	4	2	7	t 18	8	18	5-1	1	1	0	3
Rube Foster, Bos	.217	.244	35	115	14	25	t 9	0	3	14	4	29	0-0	2	0	0	3
Eddie Cicotte, CWS	.215	.308	33	79	10	17	2	0	0	13	11	27	0-0	10	1	0	3
Joe Bush, Phila	.212	.226	31	52	4	11	0	0	0	3	1	22	0-0	3	0	0	2
Bernie Boland, Det	.210	.300	31	62	4	13	1	0	0	3	8	15	0-0	0	0	0	2
Jean Dubuc, Det	.205	.234	37	117	11	24	2	t 3	1	16	5	12	0-1	1	2	0	3
Red Faber, CWS	.197	.466	32	66	t 22	13	0	0	0	8	29	19	1-0	4	2	6	0
Bill James, SLB-Det	.189	.245	31	95	10	18	6	0	0	8	6	36	0-0	1	0	1	0
Reb Russell, CWS	.186	.286	32	86	t 22	16	0	0	0	6	11	12	2-0	10	0	1	2

**1915 Detroit Tigers**

Detroit went 105-49 in the 1915 replay, a record that ordinarily would have been good enough to run off with most pennant races. The Tigers led the AL in hitting at .274, led by Ty Cobb (.396), Bobby Veach (.368, 121 RBIs), and Sam Crawford (league-leading 137 RBIs) plus 20-game winners Harry Coveleski, Hooks Dauss and Jean Dubuc.

1914 American League Pitching Highlights

Losing pitchers shown in italics

No hit games

<u>Date</u>	<u>Pitcher</u>	<u>Opp</u>	<u>Score</u>	<u>Description</u>
July 22	Ernie Shore, Bos	Cleve	2-0	7 strikeouts, 1 BB
Aug 3	Ernie Shore, Bos	Phila	7-0	3 strikeouts, 1 BB; third straight shutout
Sept 9	Ernie Shore, Bos	Cleve	2-0	9 strikeouts, 4 BB

One hit games

<u>Date</u>	<u>Pitcher</u>	<u>Opp</u>	<u>Score</u>	<u>Description</u>
Apr 24	Ernie Shore, Bos	Wash	2-1 (11)	Beat Walter Johnson two-hitter; 2b Danny Moeller in fourth
Apr 17	Bill James, StL	Phila	8-0	Jimmy Walsh leadoff single in ninth broke up no-hit attempt
May 26	Ernie Shore, Bos	Cleve	3-0	Steve O'Neill single in fourth; beat Guy Morton
June 1	Ruber Foster, Bos	Phila	10-0	Shag Thompson PH single in sixth
June 2	Walter Johnson, Wash	NYN	5-0	Bunny High single in fifth; second straight shutout for Johnson
June 3	Harry Coveleski, Det	Cleve	7-0	Terry Turner single in sixth
June 12	Ernie Shore, Bos	Wash	1-0	Clyde Milan single in 7 th , beat Joe Boehling
June 15	Rube Foster, Bos	NYN	3-1	Bunny High infield hit; run scored in ninth on error by Duffy Lewis
June 27	Rube Foster, Bos	StL	2-0 (12)	Tilly Walker 2b in 7 th ; won duel with Earl Hamilton
July 3	Ernie Shore, Bos	Det	5-0	Did not allow hit until Marty Kavanaugh single in 7 th
July 26	Bill Steen, Det	StL	2-0	Jimmy Austin single in first; allowed only one other baserunner on BB
July 29	Jim Scott, Chi	Cleve	5-0	Jay Kirke single in fourth
Aug 21	Harry Harper, Wash	StL	8-1	Fanned 12; Ivan Howard triple in 8 th , scored on error
Aug 24	Ray Fisher, NYN	StL	6-1	Del Pratt single in fourth inning
Sept 10	Bert Gallia, Wash	Chi	5-0	Eddie Collins single in third
Sept 16	Cliff Markle, NYN	Phila	2-0	Just missed no-hitter; single by reliever Harry Eccles in 6 th

Two hit games

<u>Date</u>	<u>Pitcher</u>	<u>Opp</u>	<u>Score</u>	<u>Description</u>
Apr 13	Rube Bressler, Phila	NYN	3-0	Fritz Maisel, Luke Boone with scattered singles
Apr 17	Eddie Cicotte, CWS	StL	1-0	Del Pratt, Burt Shotton scattered singles
Apr 20	<i>Willie Mitchell, Cleve</i>	StL	0-1	<i>Browns only run off Walter Barbare error in 9th; fanned 9 batters</i>
Apr 13	Rube Bressler, Phila	NYN	3-0	Fritz Maisel, Luke Boone with scattered
Apr 24	<i>Walter Johnson, Wash</i>	Bos	1-2 (11)	<i>Duffy Lewis 2b in 11th, scored on squeeze; Hoblitzell 2b in 7th</i>
Apr 25	Rube Foster, Bos	NYN	6-0	Bunny High double and single only NYN hits
Apr 30	Bill Steen, Cleve	Det	3-2	Ty Cobb only two Tiger hits, both runs unearned. Beat Jean Dubuc.
Apr 30	Jack Bentley, Wash	NYN	5-1	Two singles in second inning, Peckinpough RBI single
May 1	Babe Ruth, Bos	Chi	2-1	Beat Eddie Cicotte, who threw two-hitter
May 1	<i>Eddie Cicotte, CWS</i>	Bos	1-2	<i>Lost to Babe Ruth; runs scored off SF and squeeze</i>
May 7	Jim Scott, CWS	Phila	8-0	A's Amos Strunk had both hits, a double and single
May 12	Joe Bush, Phila	Det	2-1	Gave up singles to Donie Bush, Ty Cobb; run was unearned
May 18	Guy Morton, Cleve	Wash	5-2	Clyde Milan had both Senators hits inc. two-run single
May 20	Babe Ruth, Bos	StL	9-0	Scattered singles by Del Pratt and Tilly Walker
May 23	Jim Scott, CWS	NYN	2-0	Fritz Maisel double, Bunny High and Birdie Cree with singles
May 31#1	Red Faber, CWS	Cleve	2-0	Struck out eight; only allowed two singles
May 31#1	Walter Johnson, Wash	Bos	3-0	Fanned 12, beat Ernie Shore
May 31#2	Joe Benz, CWS	Cleve	9-0	Completed doubleheader shutout sweep over Indians
June 3	Ray Caldwell, NYN	Wash	3-0	Two singles by Ray Morgan
June 4	Ray Fisher, NYN	Wash	2-0	Leadoff single by Danny Moeller, single by Gandil in 8 th inning
June 14	Babe Ruth, Bos	NYN	14-1	Cruised behind 17-hit attack; allowed two singles
June 16	Jean Dubuc, Det	Chi	4-0	Gave up singles to Shano Collins, Lena Blackburne
June 17	Guy Morton, Cleve	StL	4-0	Singles by Burt Shotton and Ernie Walker
July 2	Joe Wood, Bos	Det	7-2	Veach 2R double, Del Baker single in fine start v Tigers
July 21	Red Faber, Chi	Wash	3-0	Two singles by Eddie Foster
July 24	Ray Fisher, NYN	StL	3-0	Scattered singles by Dee Walsh, Hank Severeid
Aug 1	Joe Benz, Chi	StL	1-0	Back to back singles by Shotton, Austin in third
Aug 1	Walter Johnson, Wash	NYN	5-0	Johnson won 20 th game, Bunny High triple, Doc Cook single
Aug 7	Rube Foster, Bos	NYN	10-0	Bunny High double, Doc Cook single in ten-run blowout
Aug 14	Reb Russell, Chi	Phila	17-0	Cruised behind big lead; two singles in fourth
Aug 16	Willie Mitchell, Cleve	NYN	1-0	Both hits by Yankee C Les Nunamaker; beat Bob Shawkey
Aug 19	Joe Benz, Chi	Chi	6-1	HR by Ray Caldwell, single by Doc Cook
Aug 28	Guy Morton, Cleve	Wash	11-1	Wins 20 th game, gave up two singles, one unearned run
Sept 10	Hooks Dauss, Det	Phila	8-1	Amos Strunk RBI triple drove in only A's run
Sept 16	<i>Ernie Shore, Bos</i>	Wash	2-3 (10)	<i>Lost on RBI single by Charlie Jamieson in 10th</i>
Sept 18	Rube Foster, Bos	NYN	11-1	Leadoff double by Bunny High, single by Elmer Miller
Sept 18	Grover Lowdermilk, Det	Chi	4-1	No-hitter broken up by Eddie Collins in eighth, Schalk RBI 1b in 9 th
Sept 21	Harry Harper, Wash	Phila	3-1	Struck out eight, gave up two singles

Two hit game, continued

<u>Date</u>	<u>Pitcher</u>	<u>Opp</u>	<u>Score</u>	<u>Description</u>
Sept 23	Harry Coveleski, Det	Cleve	1-3	2R single by Steve O'Neill; Indians scored three unearned runs in 9 th
Sept 24	George Dumont	NYN	2-1	Peckinpugh singled, scored on error in first
Sept 26	Hooks Dauss, Det	Cleve	4-0	Singles by Jay Kirke, Terry Turner

Three hit games

<u>Date</u>	<u>Pitcher</u>	<u>Opp</u>	<u>Score</u>	<u>Description</u>
Apr 11	Harry Coveleski, Det	StL	4-0	Three scattered singles
Apr 12	Hooks Dauss, Det	StL	9-2	Three scattered singles; unearned run scored off BB
Apr 12	Red Faber, CWS	Cleve	4-1	3 scattered singles; unearned run scored off BB, 10 Ks
Apr 15	Rube Foster, Bos	Phila	6-2	McInnis 2-3, 2 RBIs, Oldring double
Apr 25	Doc Ayers, Wash	Phila	11-0	Eddie Murphy 2b, Walsh single to start game; only one hit thereafter
Apr 26	Ray Fisher, NYN	Bos	2-5	Duffy Lewis 3R HR, other two runs off SF and groundout RBI
Apr 27	Babe Ruth, Bos	NYN	15-1	Bunny High, Wally Pipp back-to-back doubles in 8 th only NY run
May 2	Jim Scott, CWS	Bos	2-0	Scattered three singles to beat Ernie Shore
May 5	Red Faber, CWS	Phila	9-2	Two singles, two runs in first; only one hit the rest of the game
May 10	Mellie Wolfgang, CWS	NYN	3-0	Three scattered singles
May 16	Ernie Shore, Bos	Chi	3-4	Eddie Collins 2R single in 6 th keyed three-run inning; tough loss
May 18	Hooks Dauss, Det	NYN	2-1	Three scattered hits inc. Doc Cook triple, Birdie Cree double
May 27	Rube Foster, Bos	Cleve	6-1	Ray Chapman homered for Indians run
May 29	Jim Scott, Chi	Cleve	3-1	Indians scored on Elmer Smith HR
May 31#1	Walter Johnson, Wash	Bos	3-0	Struck out 12, beat Ernie Shore, who only allowed four hits
May 31#2	Jean Dubuc, Det	StL	4-1	Dee Walsh RBI single scored only Browns run
June 1	Hooks Dauss, Det	Cleve	8-2	Terry Turner RBI double in ninth, Southworth, Graney with singles
June 6	Walter Johnson, Wash	Phila	4-2	Three singles, one of A's two runs were unearned
June 8	Red Faber, Chi	Det	2-0	Handcuffed Tigers offense in battle with Jean Dubuc
June 10	Rube Foster, Bos	Wash	4-0	Three scattered hits
June 11	Joe Wood, Bos	Wash	3-2	Allowed three doubles in tough win against Walter Johnson
June 18	Eddie Cicotte, Chi	StL	18-1	RBI double to Del Pratt cost shutout; other two hits were singles
June 19	Jim Scott, Chi	StL	4-1	RBI double by Del Pratt in first cost Scott shutout
June 20	Cy Pieh, NYN	Wash	3-0	Three scattered singles; handed Boehling eighth straight loss
June 23	Bert Gallia, Wash	Cleve	5-0	Joe Jackson 3b; singles by Nemo Leibold, Jack Graney
June 26	Walter Johnson, Wash	Cleve	3-1	Jack Hammond RBI single in 8 th cost Johnson shutout
June 28	Ernie Shore, Bos	StL	6-1	Followed Foster 1-hit 12-inning win; fanned 10
June 29	Dutch Leonard, Bos	StL	4-1	Third straight low-hit game by Boston pitchers v Browns
July 2	Joe Wood, Bos	Det	7-2	Veach 2R double, Del Baker single in fine start v Tigers
July 5	Dutch Leonard, Bos	Cleve	7-0	Jack Graney 2b, Elmer Smith, Steve O'Neill singles
July 9	Doc Ayers, Wash	Cleve	10-1	2 runs in ninth on Ray Chapman RBI 2b, Jack Graney RBI single
July 13	Ray Fisher, NYN	Cleve	3-0	Jay Kirke two hits, Billy Southworth single
July 14	Oscar Harstad, Cleve	NYN	7-2	Ray Caldwell solo HR, singles by Bunny High, Luke Boone
July 15	Babe Ruth, Bos	StL	2-1	Tough win over Earl Hamilton; Shotton tripled, scored in 7 th
July 18	Guy Morton, Cleve	Phila	19-1	Fanned nine, gave up 3b to Jimmy Walsh, who scored only A's run
July 18	Walter Johnson, Wash	StL	5-0	Ivan Howard triple, singles by Burt Shotton, Tilly Walker
July 20	Rube Foster, Bos	Det	8-0	Bobby Veach 3b and singles by Donie Bush, Sam Crawford
July 20	Grover Lowdermilk, StL	Wash	3-2	RBI singles by Shanks and Gandil, single by Eddie Foster
July 22	Hooks Dauss, Det	Phila	7-0	Singles by Strunk, Oldring and McInnis; fanned nine
July 23	Ray Caldwell, NYN	StL	6-2	Dee Walsh two hits, inc. 2R single, Sisler double
July 23	Joe Wood, Bos	Cleve	1-2	Only gave up three singles, but lost to Willie Mitchell five-hitter
July 27	Ernie Shore, Bos	Wash	4-0	Followed no-hitter with three-hitter; Eddie Foster 2b and single
Aug 5	Hooks Dauss, Det	Chi	5-2	Both runs scored as result of errors
Aug 6	Dutch Leonard, Bos	NYN	9-0	Two singles in first, only one hit rest of the way
Aug 11	George Sisler, StL	Phila	6-1	Chick Davis doubled, scored only A's run in 8 th
Aug 12	Joe Boehling, Wash	Cleve	3-0	Doc Evans double; pair of scattered singles
Aug 16	Doc Ayers, Wash	Det	4-1	Three scattered singles, unearned run
Aug 17	Bill James, Det	Wash	5-1	Clyde Milan 2b, RBI single by Shanks broke up bid for shutout
Aug 21	Paul Carter, Cleve	Phila	13-1	Only A's run scored on RBI single by Bill Bankston in fifth
Aug 23	Jim Scott, Chi	Wash	2-1(10)	Shano Collins drove in both runs in 10-inning win
Aug 24	Willie Mitchell, Cleve	Bos	5-3	Beat Ernie Shore; allowed Larry Gardner triple, pair of singles
Aug 26	Carl Weilman, StL	NYN	4-2	Three scattered singles; both runs scored on sac flies
Aug 28	Ernie Koob, StL	Phila	15-2	Stuffy McInnis two singles
Aug 29	Sam Rice, Wash	Cleve	2-0	Scattered Graney double; singles by Chapman, Roth
Sept 2	Babe Ruth, Bos	StL	3-0	Del Pratt, Hank Severid with doubles, Burt Shotton single
Sept 2	Ray Fisher, NYN	Cleve	7-0	Three scattered singles; Denny Wilie, Elmer Smith, Ray Chapman
Sept 6	Hooks Dauss, Det	Bos	4-3	Tough win; Speaker two RBIs and Scott with RBI double
Sept 7	Bert Gallia, Wash	StL	2-1	Three scattered singles, run scored off squeeze play in fourth
Sept 8	Tom Phillips, StL	NYN	4-1	Late season call up scattered three singles, gave up one unearned run
Sept 11	Ray Fisher, NYN	StL	1-2	Shotton RBI single, George Sisler RBI triple won game for Browns
Sept 15	Joe Benz, Chi	Cleve	9-1	Elmer Smith two doubles inc. RBI to score only Indians run

Three hit games continued

<u>Date</u>	<u>Pitcher</u>	<u>Opp</u>	<u>Score</u>	<u>Description</u>
Sept 21	Red Hoff, StL	Cleve	7-2	Three singles; scores scored on bases-loaded HBP and SFs
Sept 23	Dutch Leonard, Bos	Phila	3-1	Three scattered singles inc. Nap Lajoie RBI single in sixth
Sept 25	Ernie Shore, Bos	Phila	3-1	Three singles, inc RBI single by opposing pitcher Jack Richardson
Sept 25	Grover Lowdermilk, Det	Cleve	1-5	Indians scored 5 unearned runs in ninth inc. Turner 3R triple
Sept 26	Elmer Myers, Phila	Bos	2-1	Nine strikeouts; Babe Ruth 2b and two scattered singles
Sept 26	Jack Bentley	NYN	12-1	Luke Boone HR, Pi Schwert double, Bunny High leadoff single

1-0 games

<u>Date</u>	<u>Winner</u>	<u>Loser</u>	<u>Description</u>
Apr 17	Eddie Cicotte, CWS	Gvr Lowdermilk, StL	Happy Felsch singled in Eddie Collins in 4 th inning
Apr 20	Carl Weilman, StL	Willie Mitchell, Cleve	Weilman scored only run in 9 th off error by 3b Walter Barbare
Apr 29	Ray Caldwell, NYY	Bert Gallia, Wash	Error by Wash SS Geo McBride let Wally Pipp score in bottom 9 th
May 5	Guy Morton, Cleve	Ray Caldwell, NYY	Tribe's Pete Shields scored unearned run on Morton RBI single
June 12	Ernie Shore, Bos	Joe Boehling, Wash	Only run scored on error by Wash 2b Doug Neff
July 2	Bert Gallia, Wash	Bill James, Det	Game decided by Gandil steal of home in 13 th inning
July 26	Walter Johnson, Wash	Rube Foster, Bos	Johnson allowed 2 hits, struck out nine
July 29	Jean Dubuc, Det	Earl Hamilton, StL	Veach scored in second on error by Sam Agnew, Burns RBI single
Aug 1	Joe Benz, Chi	Bill James, StL	Shano Collins HR with one out in ninth won game
Aig 11	Hooks Dauss, Det	Boardwalk Brown, Phi	Tigers won in 10 on RBI single by Sam Crawford
Aug 16	Willie Mitchell, Cleve	Bob Shawkey, NYY	Steve O'Neill HR in 8 th beat Shawkey

Nine or more strikeouts in one game (*losing pitcher in italics*)

<u>Date</u>	<u>Pitcher</u>	<u>Opp.</u>	<u>Score</u>	<u>K</u>	<u>Description</u>
Apr 12	Red Faber, CWS	Cleve	4-1	10	Allowed only three singles, Cleve run was unearned
Apr 16	Ellis Johnson, CWS	StL	3-8	11	8.7 innings long relief in 8-3 loss
Apr 18	Hooks Dauss, Cet	Chi	5-2	9	Held CWS to five hits, 2R double by Shano Collins
Apr 20	<i>Willie Mitchell, Cleve</i>	StL	0-1	9	<i>Gave up only two hits, lost on unearned run</i>
Apr 28	Joe Boeling, Wash	NYN	8-3	10	Four-hitter, double and three singles
May 2	<i>Willie Mitchell, Cleve</i>	Wash	1-2	10	<i>Gave up both runs in first</i>
May 3	Willie Mitchell, Cleve	Wash	4-3	9	Second start in two days; edged Jim Shaw
May 6	<i>Walter Johnson, Wash</i>	Det	2-4	9	<i>Tigers scored three in first, Wash left 13 on base</i>
May 13	Ray Caldwell, NYY	StL	4-1	9	Yanks came from behind with three runs late for win
May 16	<i>Weldon Wyckoff, Phila</i>	StL	3-5	10	<i>A's made five errors, allowed three unearned runs</i>
May 16	<i>Rip Hagerman, Cleve</i>	Wash	0-1	10	<i>Hagerman's best start of year, lost to Jim Shaw on PB</i>
May 16	<i>Ray Keating, NYY</i>	Det	4-7	9	<i>Det scored five runs in 8th for come from behind win</i>
May 21	Red Faber, CWS	Phila	4-3	9	Faber held A's in bottom of ninth to hold lead
May 22	<i>Ray Caldwell, NYY</i>	Chi	3-9	11	<i>Walked seven batters; CWS scored five in 9th</i>
May 23	Hooks Dauss, Det	Bos	3-2	9	Threw six-hitter to beat Joe Wood
May 30	Hooks Dauss, Det	StL	20-6	9	Sloppy blowout win over Browns
May 31#1	Walter Johnson, Wash	Bos	3-0	12	Three-hitter to beat Ernie Shore
May 31#1	Harry Coveleski, Det	StL	4-0	9	Only allowed four scattered singles
June 1	<i>Carl Weilman, StL</i>	Chi	2-4	9	<i>White Sox broke up 1-1 tie with three late inning runs</i>
June 8	Oscar Harstad, Cleve	StL	5-3	10	CG win in Harstad's first start of season
June 28	Ernie Shore, Bos	StL	6-1	10	Three-hitter
July 2	Bert Gallia, Wash	StL	1-0 (13)	10	Tough extra-inning win over Bill James
July 9	Harry Coveleski, Det	NYN	6-4	11	Settled down after giving up 2 runs in first
July 11	Guy Morton, Cleve	Wash	5-3	9	Six-hit win, one run was unearned
July 18	Guy Morton, Cleve	Phila	19-1	9	Only allowed three hits in easy win
July 21	Red Faber, Chi	Wash	3-0	9	Gave up only two hits, one BB
July 22	Hooks Dauss, Det	Phila	7-0	9	Threw three-hitter
July 26	Walter Johnson, Wash	Bos	1-0	9	Two hitter to edge Rube Foster
July 27	Weldon Wyckoff, Phila	NYN	9-4	11	Gave up 12 hits, but held on for CG win
July 27	<i>Guy Morton, Cleve</i>	Chi	2-3	9	<i>Lost on ChiSox two-run rally in 7th inning</i>
Aug 11	<i>Willie Mitchell, Cleve</i>	Wash	4-5	9	<i>Senators took lead on error in 9th to win</i>
Aug 11	Hooks Dauss, Det	NYN	1-0 (10)	13	Tough two-hit win to edge NY
Aug 12	Harry Harper, Wash	StL	8-1	12	Threw one-hitter for second win of season
Aug 26	Harry Coveleski, Det	Phila	10-3	9	Sloppy outing, allowed 10 hits
Aug 31	Harry Harper, Wash	Cleve	10-1	10	Gave up run in first, nothing after in fine start
Sept 5	Reb Russell, Chi (<i>no decision</i>)	NYN	4-5 (10)	9	<i>Fanned nine in 9 innings; Mellie Wolfgang lost in relief</i>
Sept 8	Grover Lowdermilk, Det	Phila	6-3	9	Walked six, held on long enough to wins
Sept 8	Dutch Leonard, Bos	Cleve	12-2	9	Walked two, gave up six hits
Sept 9	Ernie Shore, Bos	Cleve	2-0	9	Third no-hitter of 1915 replay, walked four
Sept 10	<i>Pete Sims, StL</i>	NYN	2-3	10	<i>Tough loss for late season call up</i>
Sept 17	Eddie Cicotte, Chi	Cleve	8-3	9	Indians scored on Roth 2R HR, Wilie solo HR in 3 rd
Sept 18	Walter Johnson, Wash	Phila	6-3	10	Gave up pinch-hit 2R HR to Wally Schang in 8 th
Sept 25	<i>Grover Lowdermilk, Det</i>	Cleve	1-5	10	<i>Walked five; gave up five unearned runs in ninth</i>
Sept 26	Elmer Myers, Phila	Bos	2-1	9	3-hitter by late season call up on last day of season

Out of control team pitching

Date	Team	Opp	BB	Notes
Apr 13	StL	Det	12	Grover Lowdermilk 8 BB, George Bumgardner 4 BB in 6-4 Tigers win
Apr 17	Cleve	Det	9	Fritz Coumbe 6 BB, Roy Walker 3 BB in 7-5 Detroit win
Apr 19	Phila	Wash	9	Weldon Wyckoff 8 BB, Jack Harper 1 BB in 6-5 (10) Senators win
Apr 20	Phila	Wash	18	Pennock 9 BB, Bud Davis 6 BB, Joe Bush 3 BB in 13-3 Washington victory
May 20	Phila	Chi	12	Chick Davies 5 BB, Bressler 7, plus Davies hit Bunny Brief with a pitch in 24-7 loss
Apr 28	Phila	Bos	9	Joe Bush 7 BB, Rube Bressler 2 BB in 11-2 loss to Red Sox
May 22	Det	Bos	11	Bernie Boland walked 10, Red Oldham one in 5-3 loss to Red Sox
May 30	Bos	Wash	11	Joe Wood 9 BB, Carl May 2 BB; Boston still won 4-3 over punchless Senators
June 4	StL	Chi	9	Earl Hamilton 8 BB, Parson Perryman 1 BB in 7-3 ChiSox win
June 10	Phila	NYN	12	Bud Davis 9 BB, Rube Bressler 3 BB in 18-3 defeat
June 18	StL	Chi	11	Lowdermilk 4 BB, Sisler 4 BB, Leverenz 3BB in 18-1 thrashing
July 6	StL	NYN	14	Walt Leverenz 4 BB, Rollin Cook 5 BB, Parson Perry 5 BB in 20-2 loss
July 16	Phila	Chi	10	Tom Sheehan 5 BB, Wyckoff 1 BB, Bressler 1 BB, Chick Davis 2 BB in 16-7 loss
Aug 28	Phila	StL	12	Tom Sheehan 1 BB, Dana Filingim 5 BB, Rube Bressler 2 BB in 15-2 loss

i

Out of control - individual pitcher

Date	Pitcher	Opp	BB	Notes
Apr 19	Weldon Wyckoff, Phila	Wash	8	Senators won 6-5 in 10 inning off; WR off reliever Jack Harper
Apr 20	Herb Pennock, Phila	Wash	9	Part of A's walk-a-thon (18 BB combined)
Apr 24	Weldon Wyckoff, Phila	NYN	8	NY won 8-6; four runners scored off walks
May 16	Bernie Boland, Det	Det	9	Won despite lack of control; Detroit scored five in 8 th to come from behind
May 22	Weldon Wyckoff, Phila	Cleve	-	Hit three batters , but only allowed six hits in 9-1 win
May 22	Bernie Boland, Det	Bos	10	Four runs resulted from wildness in 5-3 loss
May 30	Joe Wood, Bos	Wash	9	Boston won 4-3, despite Wood's lack inability to find plate
June 4	Earl Hamilton, StL	Chi	8	Gave up seven runs before being pulled in 7-3 loss
June 5	Eddie Cicotte, Chi	Det	8	Uncharacteristic wildness by Cicotte, lost 10-3 to Tigers
June 10	Bud Davis, Phila	NYN	9	Gave up 11 earned runs in 18-3 loss
July 17	Weldon Wyckoff, Phila	Cleve	10	Managed to win 10-4 decision; Cleve left 13 LOB
July 19	Tom Knowlson, Phila	Cleve	9	Complete game loss; couldn't keep ball in strike zone
July 27	Carl Weillman, StL	Det	10	Walked four in a row in third, only went five innings
Aug 4	Walter Johnson, Wash	NYN	-	Hit four batters ; lost to Ray Fisher 5-4 in 10 innings
Aug 28	Dana Filingim, Phila	StL	9	Walked nine in five-inning relief stint

Team pitching notes

Chicago pitchers demonstrated their strength in a four-game sweep of Cleveland May 29-31. **Jim Scott** held the Tribe to three hits, including a HR by Elmer Smith, to win the opener 3-1. **Reb Russell** followed with a smooth 5-1 seven-hitter. **Red Faber** then blanked Cleveland 2-0 on two hits in the opener of a Memorial Day doubleheader and **Joe Benz** made it a sweep of both the doubleheader and the series by duplicating Faber's two-hitter with one of his own in a 9-0 romp. The White Sox pitching staff gave up a combined two runs and 14 hits in the sweep.

Boston, whose strength was their pitching staff, swept Washington in a four-game set June 10-13, allowing only five runs and 10 hits. Rube Foster blanked the Senators 4-0 on three hits and Joe Wood followed, in Game Two, with a tough 3-2, three-hit win. Ernie Shore battled his way to a 1-0, one-hit win over Joe Boehling in Game Three. The Red Sox took the finale 4-3 when Carl Mays, in relief of starter Vean Gregg (three runs, only one earned) held Washington scoreless for the final two innings of an 11-inning game to get the win.

The A's pitching staff combined to walk 18 batters in a 13-3 loss to Washington on Apr 20. Herb Pennock led the walk parade with nine free passes. Bud Davis chimed in with six BB and Joe Bush walked three, while giving up five runs, in the final inning of the lopsided loss.

The Red Sox blanked Cleveland in three straight games July 5-7. After dropping a 7-5 decision to Indians righty Oscar Harstad to open the series, Dutch Leonard blanked the Tribe 7-0 on three hits. Joe Wood then followed with a 4-0 five-hitter and then Rip Collins pitched his best game of the year, whitewashing the Indians 4-0 on six hits.

Individual pitching notes**Boston's Ernie Shore record 40 consecutive scoreless innings, July 22-Aug 8**

Shore began a marvelous run of pitching on **July 22, no-hitting Cleveland 2-0.** In his next start, on July 27, he tossed a **4-0 shutout over Washington**, giving up only three hits. Lightning then struck for a second time in three starts on Aug 3, when Shore **threw a second no-hitter, whitewashing Philadelphia 7-0.**

At New York, on Aug 8, Shore raised hopes that he might notch three no-hitters in four starts when he retired the first 12 batters in a row against the Yankees. The first batter in the bottom of the fourth, Les Nunamaker, however, put an end to the no-hit hopes with a triple and then scored on a single by the next batter Roger Peckinpaugh to **ending the scoreless streak at 40 innings.**

Besides his three no-hitters, Shore threw four one-hitters, one of them a 2-1, 11-inning masterpiece to edge Walter Johnson on Apr 24.



Born to be wild.

Grover Lowdermilk, who split his season between St. Louis and Detroit, led the AL in BB with 163 free passes. Lowdermilk walked eight batters in a game three times, walked seven in a game one time and six batters in a single contest on seven occasions.

Boston's **Ray Collins** saw his ERA go through the roof in a 17-0 loss to Chicago on June 24. With Boston already behind 8-0 going into the bottom of eighth inning, Collins came on in relief. He gave up five straight hits to start the inning before striking out Braggo Roth for the first out. He then gave up five more hits and a walk before finally escaping the inning after **facing 14 batters and allowing nine runs and a total of 10 hits.**

Misery loves company. On June 25, the day after Collins' meltdown, he earned some company. Against the Tigers, New York's **Ensign Cottrell** came on in relief in the seventh with the Yankees already behind 11-1. In the eighth inning, Cottrell gave up a single to Ossie Vitt, hit the next two batters and then gave up a two-run single to Sam Crawford. Bobby Veach followed with a three-run HR and the next batter, George Burns, made it back-to-back HRs with a solo shot. Cottrell gave up another single in the inning, but Cottrell escaped with no further damage with the **final toll at seven runs in the 8th.** The Tigers won 17-1.

New York's **Ray Caldwell** was brutalized by Cleveland's Elmer Smith on June 27, give up an RBI single and two 3R doubles to Smith, part of **nine runs he gave up over four innings to the Indians**, who won the blowout game 9-2.

Washington's **Harry Harper** struck out seven batters a row and ended up with 12 Ks in an 8-1 win over St. Louis on Aug 21.

Peaking too soon. Philadelphia's **Rube Bressler** had an awful season, going 3-18 with a 9.04 ERA, but he was outstanding in his first start of the season Apr

13, looking great with, a 3-0, two-hitter against the Yankees, allowing only two singles. Athletics teammate **Bob Shawkey** also got off to a great start, grinding out a tough 3-2 win over the Red Sox on Apr 17, but going 4-17 the rest of the season.

On Apr 16, **Ellis Johnson**, who only spent the first two weeks of the season with the White Sox, took over in relief in the first inning from Jim Scott, who had given up seven runs and retired only two batters to start the game. Johnson **went on to strike out 11 batters** while giving up an unearned run, thanks to his own error, in 8.7 innings of relief in an 8-3 loss.

Browns lefty **Carl Weilman** just missed a no-hitter against New York on July 22. With a no-hitter headed into the eighth inning, Weilman walked two of the first three batters he faced and then gave up a 3R pinch-hit HR to Paddy Baumann, ending the no-hit bid and the shutout in one swing. It was the only Yankee hit as Weilman went on to win his eighth game 5-3.

Throwing zeros. Boston's pitching was at its peak in early July. On July 3, **Ernie Shore** threw a one-hit 5-0 shutout in the second game of a doubleheader. After Rube Foster lost the opener of four-game series to Cleveland's Oscar Harstad by a 3-2 score, **Dutch Leonard** blanked the Tribe 7-0 with a three hitter. **Joe Wood** followed with a 4-0 five-hit win and **Rip Collins**, pitching his best game of the season, shutout Cleveland 4-0 on six hits to give **Boston four shutouts in a five-game stretch.**

Winning streaks (decisions)	Streak	Dates
Dutch Leonard	11	June 29-Aug 20
Red Faber, CWS	9	May 17-June 29
Reb Russell, CWS	8	Apr 13-July 5
Harry Coveleski, Det	8	June 3-28
Guy Morton, Cleve	8	Aug 2-Sept 7
Rube Foster, Bos	7	May 22-June 27
Eddie Cicotte, CWS	7	June 10-July 23
Bernie Boland, Det	6	Apr 28-May 16
Jim Scott, CWS	6	May 2-June 2
Ernie Shore, Bos	6	June 12-July 14
Rube Foster, Bos	6	Aug 2-26
Joe Benz, CWS	6	Aug 19-Sept 15
Joe Benz, CWS	6	May 18-June 11
Ray Caldwell, NYY	6	May 31#1-June 17
Hooks Dauss, Det	6	June 11-July 16
Reb Russell	6	June 26-Aug 6
Rube Foster, Bos	5	Apr 23-May 7
Guy Morton, Cleve	5	May 1-May 18


Pitcher win streaks, continued

Winning streaks (decisions)	Streak	Dates
Marty McHale, NYY	5	May 7-June 16
Hooks Dauss, Det	5	May 18-June 5
Walter Johnson, Wash	5	May 20-June 6
Vean Gregg, Bos	5	May 29-Sept 3
Joe Benz, CWS	5	June 21-24
Oscar Harstad, Cleve	5	June 28-Aug 6
Jean Dubuc, Det	5	Aug 14-Sept 17
Babe Ruth, Bos	5	Aug 15-Sept 2
Red Faber, CWS	5	Sept 2-20

Losing streaks	Streak	Dates
Rube Bressler, Phila	13	May 31#1-Jul 29
Rip Hagerman, Cleve	10	Apr 13-June 23
Bill James, StL	10	June 3-July 12
Bob Shawkey, NYY	9	July 24-Sept 4
Sam Jones, Cleve	8	Apr 26-Sept 15
Joe Boehling, Wash	8	May 19-June 20
Fritz Coumbe, Cleve	7	Apr 12-June 6
Ray Keating, NYY	7	Apr 27-May 30
Boardwalk Brown, NYY	7	May 24-Aug 17
Roy Walker, Cleve	7	July 9-Aug 3
Jack Warhop, NYY	6	June 13-July 28
Weldon Wyckoff, Phila	6	Aug 2-Sept 11
Earl Hamilton, StL	5	May 27-June 13
Tom Sheehan, Phila	5	July 7-Aug 5
Earl Hamilton, StL	5	July 15-Aug 6
Jack Nabors, Phila	5	Aug 3-Aug 24



Cleveland's **Rip Hagerman** lost his first 10 starts in a row before his first win, against New York June 27.



Boston reserve **Del Gainer** was one of only two players to drive in seven runs in a game. Gainer, had a career day on Sept 8 v Cleveland with a 3R triple, 2R triple, 2R single, RBI single in 12-3 win over the Tribe.



Cleveland righthander **Sam Jones** had an outsized 7.04 ERA and was 0-8 as a starter, but excelled in relief, leading the American League with eight saves.

AL individual pitching records against opponents

Three AL pitchers won six games against a single opponent: Boston's Rube Foster feasted off the lowly A's, going 6-1, Washington's Walter Johnson dominated the Yankees with a 6-1 record and New York's Ray Caldwell went 6-1 against the Browns.

At the other end of the spectrum, Grover Lowdermilk had a difficult time facing the Red Sox no matter which team he pitched for (St. Louis and Detroit), going a combined 1-7 against Boston. Detroit's Harry Coveleski also had tough going against the Red Sox with an 0-5 record against Boston.

Five pitchers padded their W-L record against last place Philadelphia. Coveleski, Chicago's Jim Scott, Washington's Walter Johnson all were 5-0 against the A's while Lowdermilk and Chicago's Reb Russell were both 5-1 against Philadelphia.

Chicago White Sox	Bos	NY	Phila	Wash	Cleve	Det	StL	Total
Red Faber	2-1	3-2	4-1	2-2	5-0	5-1	4-0	25-7
Jim Scott	4-2	1-0	5-0	3-0	4-2	1-1	3-2	22-7
Joe Benz	3-3	5-1	1-0	4-0	4-0	1-4	4-0	22-8
Reb Russell	2-2	3-0	5-1	2-2	4-0	2-4	2-0	20-9
Eddie Cicotte	1-1	2-2	4-0	3-1	3-0	0-1	5-0	18-5
Ed Walsh	1-0	0-0	0-0	1-0	0-0	0-0	1-0	3-0
Mellie Wolfgant	0-0	1-1	0-0	1-1	0-0	1-0	0-0	3-1
Ellis Johnson	0-0	0-0	0-0	0-0	0-0	0-0	1-0	1-0
Hi Jasper	0-0	1-0	0-0	0-0	0-0	0-1	0-0	1-1
Team	13-9	16-6	20-2	16-6	20-2	10-12	20-2	115-39

Boston	NYY	Phila	Wash	Chi	Cleve	Det	StL	Total
Rube Foster	4-0	6-1	3-1	1-3	2-1	4-0	5-0	25-6
Dutch Leonard	3-2	4-0	1-0	3-1	5-1	2-0	2-0	20-4
Ernie Shore	2-0	3-1	3-3	2-3	3-1	3-2	4-0	20-10
Babe Ruth	2-0	2-2	4-1	2-3	1-1	1-1	4-1	16-9
Joe Wood	2-1	0-0	3-0	0-1	1-1	2-2	3-0	11-5
Carl Mays	1-1	1-0	1-0	1-2	1-0	2-1	0-0	7-4
Vean Gregg	0-0	1-0	1-0	0-0	0-1	0-0	3-0	5-1
Herb Pennock-a	0-1	0-0	0-0	0-0	0-0	0-0	0-0	0-1
Ralph Comstock-j	0-0	0-0	0-0	0-0	0-0	0-0	0-1	0-1
Team	14-8	18-4	17-5	9-13	15-7	14-8	21-1	108-46

Detroit Tigers	Bos	NY	Phila	Wash	CWS	Cleve	StL	Total
Hooks Dauss	3-3	4-0	3-0	3-1	4-2	3-1	4-0	24-7
Harry Coveleski	0-5	2-0	5-0	4-3	4-2	4-1	5-1	24-12
Jean Dubuc	2-1	4-0	3-2	4-1	2-3	3-4	4-0	22-11
Bernie Boland	1-3	5-0	3-2	1-0	0-2	2-0	2-1	14-8
Bill James-a	1-1	1-0	1-0	2-0	0-0	0-0	0-0	5-1
Pug Cavet	1-0	2-0	1-0	0-2	0-0	0-1	0-0	4-3
Bill Steen-a	0-0	0-1	0-0	0-1	1-0	1-1	2-0	4-3
Grover Lowdermilk-a	0-1	0-0	1-0	0-0	1-0	0-1	1-0	3-2
Doc Reynolds	0-0	0-0	0-0	0-0	0-1	0-0	2-0	2-1
Red Oldham	0-0	2-0	0-1	0-0	0-0	0-0	0-0	2-1
George Boehler	0-0	1-0	0-0	0-0	0-0	0-0	0-0	1-0
Team	8-14	21-1	17-5	14-8	12-10	13-9	20-2	105-49

Washington Senators	Bos	NY	Phila	CWS	Cleve	Det	StL	Total
Walter Johnson	3-4	6-1	5-0	1-5	4-2	3-2	4-2	25-16
Bert Gallia	2-1	1-2	4-0	2-3	3-3	2-2	2-1	16-12
Doc Ayers	0-2	1-0	3-0	0-3	1-0	1-1	1-2	7-8
Joe Boehling	0-5	2-4	1-3	0-3	1-1	2-2	2-1	8-19
Harry Hooper	0-1	0-1	2-1	1-1	1-0	0-2	1-1	5-7
Sam Rice	0-0	0-0	1-0	0-0	1-0	0-1	1-0	3-1
Jim Shaw	0-4	1-0	0-1	1-0	1-3	0-2	0-2	3-12
Jack Bentley	0-0	2-0	0-1	0-0	0-0	0-0	0-0	2-1
Bill Hopper	0-0	0-0	0-0	0-0	0-0	0-0	1-0	1-0
George Dumont	0-1	1-0	0-0	0-1	0-0	0-1	0-0	1-3
Joe Engel	0-0	0-0	0-0	1-0	0-1	0-1	0-1	1-3
Team	5-17	13-9	16-6	6-16	12-10	8-14	12-10	72-82

Cleveland Indians	Bos	NYY	Phila	Wash	CWS	Det	StL	Total
Guy Morton	3-2	3-0	4-0	5-1	0-3	3-1	4-0	22-7
Willie Mitchell	2-3	2-1	0-1	3-4	2-3	3-4	2-1	14-17
Oscar Harstad	1-1	2-0	2-0	0-0	0-0	0-1	2-0	7-2
Roy Walker	0-1	1-2	2-2	1-1	0-2	1-1	0-0	5-9
Allan Collamore	0-1	0-1	1-0	1-0	0-0	0-0	1-1	3-3
Bill Steen-t	0-1	0-0	1-0	0-0	0-2	1-0	1-1	3-4
Rip Hagerman	1-1	1-4	1-0	0-4	0-4	1-1	1-2	4-16
Lynn Brenton	0-0	0-0	1-0	0-1	0-0	0-0	2-0	3-1
Ed Klepfer-a	0-1	2-0	1-0	0-1	0-1	0-1	0-0	3-4
Fritz Coumbe	0-2	1-1	1-1	0-0	0-2	0-2	1-1	3-9
Paul Carter	0-0	0-0	2-0	0-0	0-0	0-1	0-0	2-1
Clarence Garrett	0-0	0-0	1-0	0-0	0-1	0-0	0-1	1-2
Abe Bowman	0-0	0-0	0-0	0-0	0-1	0-0	0-0	0-1
Sam Jones	0-2	0-1	0-1	0-0	0-1	0-1	0-2	0-8
Total	7-15	12-10	17-5	10-12	2-20	9-13	13-9	70-84

New York Yankees	Bos	Phila	Wash	CWS	Cleve	Det	StL	Total
Ray Caldwell	4-2	2-0	3-4	0-4	2-5	1-2	6-1	18-18
Ray Fisher	1-2	2-1	3-2	2-3	5-1	0-2	3-1	16-12
Marty McHale	1-1	2-0	0-1	0-0	1-0	0-2	2-0	6-4
Cy Pieh	1-1	2-0	1-0	1-2	0-1	0-2	1-1	5-7
King Cole	0-1	2-0	0-0	2-0	0-0	0-1	0-0	4-2
Cliff Markle	1-0	1-0	0-0	0-0	0-0	0-0	0-0	2-0
George Mogridge	0-0	1-0	0-1	1-0	0-1	0-0	0-1	2-3
Ray Keating	0-2	2-1	0-0	0-1	0-1	0-2	0-1	2-8
Boardwalk Brown	0-2	0-1	0-0	0-2	1-1	0-2	1-1	2-9
Jack Warhop	0-0	1-3	1-3	0-0	0-0	0-3	0-2	2-11
Dan Tipple	0-1	0-0	1-0	0-0	0-0	0-0	0-0	1-1
Bob Shawkey	0-1	0-1	0-2	0-2	1-2	1-4	0-1	1-11
Neal Brady	0-0	0-0	0-1	0-0	0-0	0-0	0-0	0-1
Ensign Cottrell	0-0	0-0	0-1	0-0	0-0	0-0	0-0	0-1
Bill Donovan	0-0	0-0	0-0	0-1	0-0	0-0	0-0	0-1
Allen Russell	0-1	0-1	0-0	0-0	0-0	0-0	0-0	0-2
Dazzy Vance	0-0	0-0	0-0	0-1	0-0	0-1	0-0	0-2
Total	8-14	15-7	9-13	6-16	10-12	1-21	13-9	61-93

St. Louis Browns	Bos	NYY	Phila	Wash	CWS	Cleve	Det	Total
Carl Weilman	0-3	2-2	3-1	3-1	2-3	2-3	0-4	12-17
Bill James	0-1	2-1	1-2	1-3	0-3	2-4	2-0	8-14
Grover Lowdermilk	0-6	0-2	4-1	3-1	0-4	1-0	0-5	8-19
Earl Hamilton	1-3	1-3	4-1	0-2	0-5	1-1	0-4	7-19
Tim McCabe	0-0	1-0	0-1	2-0	0-0	0-1	0-0	3-2
Jim Park	0-1	1-0	0-0	1-0	0-0	0-0	0-0	2-1
George Sislder	0-1	0-3	2-1	0-0	0-1	0-0	0-0	2-6
Ernie Koob	0-3	1-0	1-0	0-3	0-2	0-0	0-2	2-10
Johnny Tillman	0-0	0-0	0-0	0-0	0-0	0-0	1-0	1-0
Red Hoff	0-1	0-0	0-0	0-1	0-0	1-0	0-0	1-2
Tom Phillips	0-0	1-0	0-0	0-0	0-0	0-1	0-1	1-2
Harry Hoch	0-1	0-0	0-0	0-0	0-2	1-0	0-1	1-4
Rollin Cook	0-0	0-0	0-0	0-0	0-0	0-0	0-1	0-1
Walt Leverenz	0-0	0-1	0-0	0-0	0-0	0-0	0-1	0-1
George Bumgardner	0-0	0-0	0-0	0-0	0-0	0-0	0-1	0-1
Pat Perry	0-0	0-0	0-0	0-1	0-0	0-0	0-0	0-1
Allan Sothoron	0-0	0-0	0-0	0-0	0-0	0-0	0-1	0-1
Pete Sims	0-0	0-1	0-0	0-0	0-0	0-0	0-1	0-2
Parson Perryman	0-1	0-0	0-0	0-0	0-0	0-2	0-0	0-3
Total	1-21	9-13	15-7	10-12	2-20	9-13	2-20	48-106

1915 American League Fielding Highlights

Triple play

Sept 15, Detroit Batter: Bill Jacobson, StL

Men on first and second. Jacobson flew out to CF Ty Cobb, who threw to SS Donie Bush, retiring baserunner Tilly Walker, who was halfway to third. Bush then threw to 1b George Burns, who retired Jimmy Austin, who had moved toward second base on Jacobson's fly to Cobb in centerfield.



Individual fielding achievements

<u>Date</u>	<u>Player</u>	<u>Description</u>
Apr 11	Joe Jackson, Cleve	Threw out Jack Fournier at home to end game, save Cleveland 2-1 Opening Day win
May 26	Shano Collins, CWS	Threw out Howard Shanks at 3b, Danny Moeller at home in 7-6 loss to Washington
June 11	Harry Hooper, Bos	Threw out Marty McHale at second and Roy Hartzel at first in 5-4 loss to Yankees
July 2	Danny Moeller, Wash	Threw out Doc Lavan at home to end the game in a 13-inning 1-0 win against the Browns
July 7	Danny Moeller, Wash	Threw out Happy Felsch, Ed Walsh at home, but Chicago won 3-2
July 18	Bobby Veach, Det	Two OF assists; threw out Duffy Lewis at home in 9 th to end 2-1, 10-inning win v Bos
July 21	Bunny High, NYY	Two throws in time to nail two runners; both throws dropped at home by C Walt Alexander
Aug 1	Burt Shotton, StL	Gunned down Lena Blackburne and Buck Weaver at home in 1-0 loss to Joe Benz, Chicago
Aug 1-4	Burt Shotton, StL	Recorded four OF assists in four-game series at Chicago; Browns lost all four games
Aug 7	Joe Jackson, Cleve	Threw out Red McKee at home with two out, top 9 th to end game, preserve Cleve 2-1 win
Aug 7	Rube Oldring, Phila	Caught Shanks at home; caught Moeller at home, but C McEvoy dropped throw as A's lost
Aug 25	Bunny High, NYY	Threw out Burt Shotton, Doc Lavan at home as NY won 9-7
Aug 29	Tris Speaker, Bos	Nailed Eddie Collins and Pete Johns at home, but Chicago still won 4-2
Sept 3#2	Bill Jacobson, StL	Threw out Everett Scott and Pinch Thomas at third base in 8-7 Browns loss to Boston

Team fielding mishaps: five or more errors in one game and other team oddities

<u>Date</u>	<u>Team</u>	<u>Errors</u>	<u>Details</u>
Apr 19	Cleve	5	P Sam Jones three errors, SS Terry Turner and 1b Pete Shields one apiece in StL 9-2 win
May 16	Phila	5	SS Jack Barry booted two grounders, 2b Nap Lajoie, CF Jimmy Walsh and 3b Larry Kopf all committed one error apiece to give away three unearned runs in a 5-3 loss to Browns
May 18	Bos	5	P Carl Mays booted two plays; 2b Heinie Wagner, SS Everett Scott, LF Duffy Lewis each made miscues. C Pinch Thomas added a passed ball to complete the Boston defensive meltdown in 8-7 loss to White Sox.
June 5	NYN	5	Errors by P Marty McHale, C Jeff Sweeney, 1b Wally Pipp, SS Roger Peckinpaugh and LF Roy Hartzell led to four unearned runs as the Yankees lost to Boston 6-5 in 12 innings.
June 10-11	Wash	2	8th inning error by Washington C Eddie Ainsmith let Tris Speaker score in 3-2 loss to Red Sox on June 10. The next day, Senators 2b Doug Neff booted a grounder in the 8 th inning that allowed Duffy Lewis, on second base, to score, giving Boston's Ernie Shore a 1-0, one-hit win over Washington's Joe Boehling.
June 14	Det	5	Tigers edged Chicago 4-3 in 13 innings, despite five errors; two by C Oscar Stanage and errors by 1b George Burns, SS Donie Bush and P Harry Coveleski. All three of Chicago's runs resulted from the errors.
Aug 5-8	Det	12	The Tigers committed a dozen errors while losing three of four to front-running Chicago as the season began to turn the corner toward the stretch. Detroit won the opener 5-2, despite making four errors that resulted in two unearned runs. In Game Two, they made three more miscues, the last one, by SS Donie Bush, scoring Eddie Collins with what proved to be the winning run. Chicago won the third game 9-2, but the Tigers made three more boots, allowing three unearned runs. In the finally, 3b Ossie Vitt's error, the only one of the game for Detroit, resulted in Chicago score one of their three runs in a 3-0 win behind Joe Benz.
Sept 5	Phila	6	The sub-par A's defense made six errors that led to for unearned runs in a 9-7 loss to Cleveland. 2b Sam Crane led the miscue parade with three boots. He was joined by P Jack Richardson and Tom Sheehan and SS Socks Siebold, who all made errors.
Sept 5	Washington	5	The Senators held on for a 4-3 win over St. Louis, despite errors by P Sam Rice, C Eddie Ainsmith, 1b Chick Gandil, SS George McBride, and OF Danny Moeller.

Sept 11	Detroit 5, Phila 5	In an incredibly sloppily played game won by Detroit 7-3, a combined total of 10 errors were committed, five by each team. For Detroit, P Bill James and 1b George Burns both made two errors and SS Donie Bush made one error. Five different Athletics players committed errors: P Weldon Wyckoff, C Wickey McEvoy, 1b Amos Strunk, 2b Lew Malone, and SS Socks Siebold.
Sept 17	Cleve 5	The Tribe had problems on defense with C Ben Egan making two errors, joined by P Ed Klepfer, 3b Doc Evans, and LF Denny Wilie. Net result: Chicago 8, Cleveland 3.

Fielding mishaps and oddities *(individual)*

<u>Date</u>	<u>Player</u>	<u>Description</u>
Apr 19	P Sam Jones, Cleve	Three errors , all in relief, in 9-2 loss to St. Louis
June 10-13	C Sam Agnew, StL	Committed five errors in four-game series as Detroit swept Browns
Aug 1	C Rip Williams, Wash	Three errors in 5-0 win over NY; none of the errors led to scores by the Yankees
Aug 19	Ernie Shore, Bos	Three errors in a 4-3, 12-inning loss in a classic battle with Detroit. Shore's third error, in the bottom of the 12 th enabled pinch-runner Red McKee to get to third, where he scored on a squeeze by Ossie Vitt.
Aug 30	SS Buck Weaver, Chi	3 errors , all of which helped Boston score twice on unearned runs and get away with a 5-4, 10-inning win as the Red Sox tried to catch the first place White Sox.
Sept 20	1b Jay Kirke, Cleve	3 errors in a 5-3 win over St. Louis. None of the errors resulted in scores for the Browns.

Fielding notes

Detroit outfielder **Sam Crawford** and **Ty Cobb** went back-to-back to throw out Washington baserunners Clyde Milan and Howard Shanks at home to record the final two outs in the ninth inning in a 12-2 win over the Senators on July 16.

Detroit LF **Bobby Veach** threw out Boston's Duffy Lewis at home in the bottom of the 10th inning to preserve a Detroit 2-1 win on July 18. Previously, in the ninth inning, Veach threw out Jack Barry at second.

St. Louis LF **Burt Shotton** earned **four outfield assists in a four-game series against Chicago** Aug 1-4. Shotton gunned down Lena Blackburne and Buck Weaver in consecutive innings in a 1-0 Chicago win in the opener. In Game Three, a throw to catch Eddie Collins reached home in time, but C Hank Severeid dropped the ball in an 8-1 Chicago win. In Game Four, Shotton threw out Jack Fournier at home as the White Sox won 6-2.

The **Tigers committed 11 errors while losing three of four games to Chicago Aug 5-8**. C **Oscar Stanage** made four boots while LF **Bobby Veach** committed three errors. The miscues resulted in a total of seven unearned runs in the four games.

New York's **Bunny High**, playing in LF, recorded four outfield assists in a four-game series v. StL Aug 23-26. High picked up an assist in the opener, a 7-3 NY win, throwing home in time to catch Tillie Walker, only to see C Les Nunamker drop the ball, permitting Walker to score. High threw out Burt Shotton and Doc Lavan at home in Game Three to help NY win 9-7. He caught Lavan at third base in the final game, a 4-2 win for St. Louis

1915 American League Fielding

Regular players and players who logged significant time at a listed position are shown. Errors listed show errors committed *only at listed position*. Only players with significant playing time are listed.

Catcher E

Sam Agnew, StL	34
John Henry, Wash	28
Oscar Stanage, Det	26
Steve O'Neill, Cleve	20
Jack Lapp, Phila	15
Wickey McEvoy, Phila	15
Eddie Ainsmith, Wash	14
Del Baker, Det	13
Ray Schalk, CWS	12
Hank Severeid, StL	11
Les Nunamaker, NYY	10
Walt Alexander, NYY	10
Wally Schang, Phila	10
Rip Williams, Wash	10
Ben Egan, Cleve	9
Hick Cady, Bos	7

First base E

Jay Kirke, Cleve	19
Stuffy McInnis, Phila	16
Wally Pipp, NYY	11
George Burns, Det	9
Shano Collins, CWS	9
Jack Leary, StL	7
Jack Fournier, CWS	2

Second base E

Del Pratt, StL	23
Ralph Young, Det	18
Chick Gandil, Wash	17
Nap Lajoie, Phila	15
Eddie Foster, Wash	27
Luke Boone, NYY	11
Paddy Baumann, NYY	10
Ray Morgan, Wash	10
Lew Malone, Phila	9
Marty Kavanaugh, Det	8
Bill Wambsganss, Cleve	7
Eddie Collins, CWS	6

Shortstop E

Donie Bush, Det	44
Roger Peckinpough, NYY	39
George McBride, Wash	38
Doc Lavan, StL	32
Ray Chapman, Cleve	30
Buck Weaver, Chi	28
Larry Kopf, Phila	16
Jack Barry, Phila	13
Bill Wambsganss, Cleve	7

Third base E

Ossie Vitt, Det	24
Jimmy Austin, StL	23
Eddie Foster, Wash	17
Fritz Maisel, NYY	16
Lena Blackburne, CWS	12

Walter Barbare, Cleve	8
<i>Third base continued</i>	
Braggo Roth, CWS	8
Larry Kopf, StL	7

Left Field E

Burt Shotton, StL	12
Bobby Veach, Det	11
Jack Graney, Cleve	10
Duffy Lewis, Bos	9
Oscar Felsch, CWS	9
Roy Hartzell, NYY	7
Howard Shanks, Wash	5

Center Field E

Clyde Milan, Wash	18
Tillie Walker, StL	16
Ty Cobb, Det	7
Billy Southworth, Cleve	5
Tris Speaker, Bos	4
Shano Collins, CWS	4
Bunny High, NYY	3

Right Field E

Doc Cook, NYY	11
Sam Crawford, Det	7
Shano Collins, CWS	6
Danny Moeller, Wash	6
Elmer Smith, Cleve	4
Harry Hooper, Bos	3

Pitchers E

Ernie Shore, Bos	13
Ray Fisher, NYY	8
Carl Weiland, StL	8
Joe Bush, Phila	7
Weldon Wyckoff, Phila	6
Jim Shaw, CWS	7
Willie Mitchell, Cleve	6
Harry Coveleskie	5
Harry Hoch, StL	4
Jack Warhop, Phila	4
Carl Mays, Bos	4
Jim Scott, CWS	

Passed balls (leaders) PB

Steve O'Neill, Cleve	11
Jack, Lapp, Phila	9
Bill Carrigan, Bos	9
Eddie Ainsmith, Wash	8
Hank Severeid, StL	7
Sam Agnew, StL	6
Oscar Stanage, Det	6
Del Baker, Det	6
Ray Schalk, CWS	6

Outfield assists (leaders) Asst

Harry Hooper, Bos	16
Burt Shotton, StL	15
Tillie Walker, StL	11
Duffy Lewis, Bos	10
Doc Cook, NYY	10
Ty Cobb, Det	9
Rube Oldring, Phila	8
Jimmy Walsh, Phila	7
Bunny High, NYY	6

1915 American League Injury and Ejections Summary

<u>Dates</u>	<u>Player, Team</u>	<u>Missed</u>	<u>Description</u>
Apr 16	Marty Kavanaugh, Det	6	Ran into stands making catch of foul ball
Apr 18	Jimmy Austin, StL	2	Struck by line drive hit by Nemo Leibold, Cleve
Apr 28	Bunny High, NYY	15	Hit by pitch thrown by Joe Boehling, Wash
May 12	Fritz Maisel, NYY	2	Struck by line drive hit by Jack Fournier, CWS
May 18	Eddie Murphy, Phila	2	Ran into RF wall chasing fly ball hit by Ivan Howard, StL
June 8	Paddy Baumann, NYY	10	Hurt in fielding play at second base v Boston
June 13	Terry Turner, Cleve	13	Struck by line drive hit by Jack Fournier, CWS
June 21	Jimmy Austin, StL	2	Ran into stands making catch of foul ball v CWS
June 24	Tom Connolly, Wash	22	Struck by line drive hit by Steve O'Neill, Cleve
June 27	Jack Graney, Cleve	6	Collision in LF with SS Ray Chapman chasing fly ball
July 7	Charlie Mullen, NYY	33	Ran into stands chasing foul ball v StL
July 10	Eddie Ainsmith, Wash	36	Collision at home trying to tag Ray Chapman, Cleve, who scored
July 13	Lew Malone, Phila	10	Hurt during slide into 2b by Buck Weaver, Chi,
July 15	Rip Williams, Wash	13	Struck by line drive hit by Oscar Stanage, Det
July 20	Bill Wambsganss, Cleve	5	Hurt by slide by Rube Olding, Phila, at 2b
July 20	Jimmy Austin, StL	3	Struck by line drive hit by Eddie Foster, Wash
July 27	Roy Hartzell, NYY	5	Collision with SS Roger Peckinpaugh chasing hit by Jack Lapp, Phila
July 27	Roger Peckinpaugh, NYY	6	Collision with LF Roy Hartzell chasing hit by Jack Lapp, Phila
Aug 12	Ray Schalk, Chi	1	Injured in play at plate v Bos
Sept 9	Stuffy McInnis, Phila	5	Ran into stands making catch of foul
Sept 21	Buck Weaver, Chi	5	Collision with LF Joe Jackson v Detroit
Sept 23	Ralph Young, Det	3	Injured in fielding play at 2b, slide by Elmer Smith, Cleve

Injury summary by team	<u>Injuries</u>	<u>Games Missed</u>
New York	6	71
Washington	2	58
Cleveland	3	24
Detroit	2	9
St. Louis	3	7
Chicago	2	6
Philadelphia	2	6
Boston	0	0

Ejections

May 31#1	Ray Schalk, Chi	Argued third strike, while batting v Cleve
June 16	Ivan Howard, StL	Argued strikeout call, while batting v. Chi
July 10	Buck Weaver, Chi	Argued strikeout call, while batting, v Phila
Aug 25	Les Nunamaker, NYY	Argued strikeout call, while batting, v StL
Aug 30	Sam Crawford, Det	Argued strikeout call, while batting, v NYY

May 20, 1915

Chicago 24, Philadelphia 7

League-leading ChiSox overwhelm last place Philadelphia behind 22-hit attack; Phila pitchers walk 12



Chicago CF **Happy Felsch**;
3hits, 6 RBIs, 2 BB

The red-hot Chicago White Sox (27-8) smothered Philadelphia (8-27) to win their fifth straight game and 14th win in their last 15 games, by a 24-7 score, their second straight blowout win over the hapless A's, who lost to Chicago 16-1 on May 19.

After scoring three runs in the first two innings off Philadelphia starter Chick Davies, giving Chicago starter Reb Russell a comfortable 3-0 lead. The Pale Hose continued to hammer Davis, pouring over five runs in the third and another score in the fourth to build up the lead to 9-0.

With the game out of hand, Davies continued to labor into the sixth, when he was finally pulled after allowing four more runs, giving way to Rube Bressler, who promptly surrendered two more scores to make it 15-0 after six innings.

The White Sox tagged Bressler with three more run in the seventh, four more in the eighth and added two more in the ninth to finish off the lopsided win.

Leading the offensive explosion for Chicago was leadoff man Oscar Felsch, who drove in six runs. 2b Eddie Collins was 4-5, all singles, driving in five runs and C Ray Schalk was 3-3 and also had five RBIs. SS Buck Weaver got on base six times in seven plate appearances, scoring six runs. Winning pitcher Reb Russell even got into the act, going 2-4 with three walks and five runs scored.

The Athletics pitching was horrendous with Davies giving up 13 runs, eight earned, on 12 hits, while walking five White Sox batters and hitting 1b Bunny Brief. Bressler, who came on in relief in the fifth, was equally as ineffective, surrendering 11 runs, on 10 hits and seven BB.

The A's only bright spot in the game came in the seventh inning when Bressler hit a two-run homer off tiring Reb Russell, who spent much of the afternoon as a base runner. Philadelphia added five runs in the bottom of the ninth off Russell, four of them unearned, following errors by Russell and 3b Braggo Roth and a passed ball by C Tom Daly,

Chicago	AB	R	H	RBI	Philadelphia	AB	R	H	RBI
Felsch cf	6	2	3	6	J. Walsh lf	5	1	2	0
Roth 3b	8	1	3	3	Oldring rf-lf	5	1	0	0
E Collins 2b	6	0	4	5	McInnis 1b	5	0	3	1
Fournier lf	4	1	1	0	Schang cf	3	0	0	0
Quinlan ph-lf	2	0	0	2	Thompson ph-rf	2	0	0	0
S Collins rf	4	2	2	0	Lajoie 2b	5	0	1	0
Demmitt ph-rf	2	0	0	0	McEvoy c	4	1	1	0
Weaver ss	6	6	2	0	Barry ss	4	1	2	0
Brief 1b	4	4	2	2	Kopf 3b	4	1	1	0
Schalk c	3	1	3	4	Davies p	1	0	0	0
Daly c	1	2	0	0	Bressler p	2	2	1	2
Russell p	4	5	2	2	Total	40	7	11	3
Total	50	24	22	22					

Chicago 125 106 342 - 24

Philadelphia 000 000 205 - 7

E - Roth, Daly, Russell; Davies, Barry, McEvoy. **PB**- Daly, McEvoy. **LOB** - Chicago 13, Phila 6. **BB** - Felsch 2, E Collins, Demmitt, Weaver, Brief 2, Schalk 2, Russell 3; Davies. **2B** - Felsch; J. Walsh. **3B** - Roth. **HR** - Bressler (#1). **SB** - E Collins. **Sac** - Rariden. **SF**- Schalk, Quinlan. **HBP** - Brief (by Davies)

Chicago	IP	H	R	ER	HR	BB	SO
Russell W 7-0	9.0	9	7	1	1	1	4

Philadelphia	IP	H	R	ER	HR	BB	SO
Davies L 0-2	5.0	12	13	8	0	5	2
Bressler	4.0	10	11	9	0	7	3

HB- Davies (hit Brief).

July 22, 1915

Boston 2, Cleveland 0

Red Sox Ernie Shore no-hits Indians. Faces minimum in pitching gem.

In a tight pitching duel with Cleveland's Roy Walker, Boston's Ernie Shore was the winner, but it took a no-hitter to win the game.

Boston scored a run in the second inning to grab a 1-0 lead on a squeeze by Hick Cady, scoring Larry Gardner, aboard via an error by Cleveland 3b Walter Barbare. Shore, meanwhile, retired the first 11 Indians batters in a row before SS Roy Chapman drew a base on balls in the fourth. Chapman then tried to steal second, but was thrown out by Boston C Bill Carrigan. As it turned out, Chapman was the only baserunner for Cleveland.

In the top of the ninth, Shore retired pinch-bitters Billy Southworth, Jack Graney, and Jim Evans to complete the no-hitter. Shore fanned seven Cleveland batters in the game.

Walker also pitched well for the Indians, scattering seven hits and allowing only one more run, also unearned, in the fifth, when Barbare committed another error, off a sacrifice bunt by Hal Janvrin, moving Harry Hooper, who had singled, to second, where he scored, two batters later, on an RBI single by Duffy Lewis.

For Walker, it was his fifth loss in a row. Shore won his seventh decision in his last eight starts to improve to 13-6.

Shore's no-hitter enabled second-place Boston (67-29) to pick up a game on first-place Chicago (73-23), who lost a 13-inning 2-1 decision to Washington. The Red Sox have won nine of their last 11 games while seeking to make up ground on the league-leading Pale Hose.



Ernie Shore. Boston

<u>Cleveland</u>	AB	R	H	RBI	<u>Boston</u>	AB	R	H	RBI
Willie cf	3	0	0	0	Hooper rf	4	1	2	0
Turner 2b	3	0	0	0	Janvrin ss	3	0	1	0
Chapman ss	2	0	0	0	Scott ss	0	0	0	0
J. Jackson lf	3	0	0	0	Speaker cf	4	0	0	0
Kirke 1b	3	0	0	0	Hoblitzell 1b	4	0	1	0
E. Smith rf	3	0	0	0	D. Lewis lf	4	0	1	1
Barbare 3b	3	0	0	0	Gardner 3b	4	1	0	0
Egan c	2	0	0	0	Barry 2b	3	0	1	0
Southworth ph	1	0	0	0	Cady c	2	0	1	1
Graney ph	1	0	0	0	Shore p	3	0	0	0
Evans ph	1	0	0	0	Total	32	1	7	2
Total	26	0	0	0					

Chicago 000 000 000 - 0

Chicago 010 010 00x - 2

E - Barbare 2. **LOB** - Boston 0, Chicago 6. **BB** - Chapman. **2B** - Hooper. **CS** - Chapman. **Sac** - Cady, Janvrin.

<u>Cleveland</u>	<u>IP</u>	<u>H</u>	<u>R</u>	<u>ER</u>	<u>HR</u>	<u>BB</u>	<u>SO</u>
R. Walker L 5-7	8.0	7	2	0	0	0	5

<u>Boston</u>	<u>IP</u>	<u>H</u>	<u>R</u>	<u>ER</u>	<u>HR</u>	<u>BB</u>	<u>SO</u>
E. Shore W 13-6	9.0	0	0	0	0	1	7

Aug 3, 1915

Boston 7, Philadelphia 0

Ernie Shore records second no-hitter in three starts against Athletics



Boston's fading hopes of catching Chicago got a huge lift from Ernie Shore, who electrified the fans at Fenway Park with his **second no-hitter in two weeks**, blanking the last place Athletics 7-0. S

Shore retired 10 consecutive batters to start the game before walking Amos Strunk in the fourth inning. Strunk was quickly retired when the next batter, Chick Davies, lined to 3b Larry Gardner, who threw to first to catch Strunk off base. Shore then put away the last 16 batters in a row.

The no-hit gem was Shore's third straight shutout win and increased his consecutive scoreless innings streak to 27 straight innings. In his last three starts, Shore has only given up no runs and only three hits. The no-hitter improved

Shore's record to 15-6 for the season.

The Red Sox offense wasted no time giving Shore a lead. Hick Cady singled in a run off A's start Jack Nabors in the second for a 1-0 lead. The Red Sox added two more in the fourth on a Tris Speaker RBI single and sac fly by Duffy Lewis. In the fifth, against reliever Dana Filingim, Boston tacked on two more runs and seventh to make the final score 7-0. Cady was 3-3 in the game with three RBIs.

The win kept Boston (73-32) within eight games of Chicago, who also won. The cellar-dwelling A's (29-76) lost their fourth straight game.

<u>Philadelphia</u>	AB	R	H	RBI	<u>Boston</u>	AB	R	H	RBI
Kopf ss	3	0	0	0	Hooper rf	5	1	2	0
Strunk rf	2	0	0	0	Scott ss	4	1	1	0
C. Davies cf	3	0	0	0	Speaker cf	5	0	2	1
Schang 3b	3	0	0	0	Gainer 1b	5	2	2	0
Lajoie 2b	3	0	0	0	D. Lewis lf	4	1	1	1
McInnis 1b	3	0	0	0	Gardner 3b	3	2	2	1
Oldring lf	3	0	0	0	Barry 2b	4	0	2	1
Lapp c	3	0	0	0	Cady c	3	0	3	3
Nabors p	1	0	0	0	Shore p	4	0	0	0
Malone ph	1	0	0	0	Total	36	5	15	7
J. Walsh ph	1	0	0	0					
Total	26	0	0	0					

Phila 000 000 000 - 0

Boston 010 220 20x - 7

E - McInnis. **LOB** - Phila 0, Boston 9. **BB** - Strunk; Scott, Cady. **2b** - Gardner. **SB** - Speaker, Gardner. **CS** - Speaker. **Sac** - Gardner.

<u>Philadelphia</u>	<u>IP</u>	<u>H</u>	<u>R</u>	<u>ER</u>	<u>HR</u>	<u>BB</u>	<u>SO</u>
Nabors L 1-1	5.0	8	3	3	0	1	1
Filingim	3.0	7	2	2	0	1	2

<u>Boston</u>	<u>IP</u>	<u>H</u>	<u>R</u>	<u>ER</u>	<u>HR</u>	<u>BB</u>	<u>SO</u>
E. Shore W 15-6	9.0	0	0	0	0	1	3

WP-Filingim

Sept 9, 1915

Boston 2, Cleveland 0

Ernie Shore throws third no-hitter of season; second against Cleveland

Red Sox righthander Ernie Shore, added to his remarkable season with his **third no-hitter of the year**, no-hitting the Cleveland Indians for the second time by a 2-0 score. The win was his third victory in a row and the third straight win for the Red Sox, desperately trying to catch Chicago as the season's conclusion draws closer.

The Indians helped Shore to an early lead, in the second inning. Red Sox SS Jack Barry singled, stole second and then scored on an error by Tribe SS Ray Chapman.

While the Indians did not get a hit, they did threaten to tie the game at one apiece in the fifth inning. After fanning Doc Evans and retiring Bill Wambsganss on a fly ball to start the fifth, Shore walked Steve O'Neill and then booted an easy grounder by opposing pitcher Ed Klepfer that should have been the third, out putting men on first and second. Shore then walked Jack Graney to load the bases, but he got Roy Chapman to fly out to end the inning and keep his no-hit bid alive.

The Red Sox added another run in the bottom of the fifth to increase their lead to 2-0 when Harry Hooper walked, advanced to second on a sac by Everett Scott and then scored on an RBI single by Harry Hooper.

After returning to the mound in the sixth, Shore retired the final 12 batters in a row to notch his third no-hit game of the season. Both of his no-hit wins over Cleveland were in Fenway Park.

Shore's no-hit victory was his third straight complete game triumph and kept Boston (98-42) within seven games of league-leading Chicago. Fourth-place Cleveland (65-75), fighting to hold their position in the first division, remained two games ahead of fifth-place Washington, who also lost.

<u>Cleveland</u>	AB	R	H	RBI	<u>Boston</u>	AB	R	H	RBI
Graney lf	3	0	0	0	Hooper rf	2	1	0	0
Chapman ss	3	0	0	0	Scott ss	3	0	0	0
Roth cf	4	0	0	0	Speaker cf	4	0	2	1
E. Smith rf	4	0	0	0	Hoblitzell 1b	4	0	2	0
Kirke 1b	4	0	0	0	D. Lewis lf	2	0	0	0
Evans 3b	2	0	0	0	Gardner 3b	2	0	1	0
Wambsganss 2b	3	0	0	0	Barry 2b	3	1	1	0
O'Neill c	2	0	0	0	Cady c	4	0	0	0
Klepfer p	2	0	0	0	Shore p	3	0	0	0
Graney ph	1	0	0	0	Total	28	2	6	1
Total	27	0	0	0					

Cleveland 000 000 000 - 0
 Boston 010 010 00x - 2

E - Chapman, Evans, Klepfer; Shore. **LOB** - Cleveland 5, Boston 10. **BB** - Graney, Chapman, Evans, O'Neill; Hooper 2, Lewis, Gardner, Barry. **SB** - Evans; Speaker, Barry. **CS** - Scott. **Sac** - Scott, Gardner. **GIDP** - Lewis. **OF asst** - Graney (threw out Shore at 3b).

<u>Cleveland</u>	<u>IP</u>	<u>H</u>	<u>R</u>	<u>ER</u>	<u>HR</u>	<u>BB</u>	<u>SO</u>
Klepfer 3-2	8.0	6	2	1	0	5	1
S. Jones	1.0	0	0	0	0	1	1
<u>Boston</u>	<u>IP</u>	<u>H</u>	<u>R</u>	<u>ER</u>	<u>HR</u>	<u>BB</u>	<u>SO</u>
E. Shore W 19-9	9.0	0	0	0	0	4	9



Ernie Shore. Boston

1915 American League Replay Inside the Pennant Race

Real Life Results

<i>Replay Results</i>	<u>W-L</u>	<u>Pct.</u>	<u>GB</u>	<i>Real Life Results</i>	<u>W-L</u>	<u>Pct.</u>	<u>GB</u>
Chicago White Sox	115-39	.747	--	Boston Red Sox	101-50	.669	--
Boston Red Sox	108-46	.701	7	Detroit Tigers	100-54	.649	2 ½
Detroit Tigers	105-49	.682	10	Chicago White Sox	87-67	.565	9 ½
Washington Senators	72-82	.468	43	Washington Senators	80-74	.519	17
Cleveland Indians	70-84	.456	45	New York Yankees	79-75	.513	32 ½
New York Yankees	61-93	.396	54	St. Louis Browns	77-77	.500	39 ½
St. Louis Browns	48-106	.317	67	Cleveland Indians	76-77	.497	44 ½
Philadelphia Athletics	37-117	.240	78	Philadelphia Athletics	36-117	.235	58 ½

1915 American League Pennant Race month by month

Standings thru April 30

<u>April</u>	<u>W-L</u>	<u>Pct.</u>	<u>GB</u>
Boston	15-3	.833	-
Chicago	13-5	.722	2
Detroit	12-6	.667	3
Washington	9-9	.500	6
New York	7-11	.389	8
Cleveland	6-12	.333	9
St. Louis	5-13	.278	10
Philadelphia	5-13	.278	10

Apr 30: Boston, Chicago all get off to fast starts

Standings thru May 31

<u>May</u>	<u>W-L</u>	<u>Pct.</u>	<u>GB</u>	<u>Cumulative</u>	<u>W-L</u>	<u>Pct.</u>	<u>GB</u>
Chicago	18-10	.821	-	Chicago	36-10	.782	--
Boston	19-9	.604	4	Boston	34-12	.739	2
Detroit	18-10	.571	5	Detroit	30-16	.652	6
Washington	12-16	.571	11	Washington	21-25	.457	15
Cleveland	11-17	.429	12	Cleveland	17-29	.370	19
New York	10-18	.429	13	New York	17-29	.370	19
St. Louis	10-18	.393	13	St. Louis	15-31	.326	21
Philadelphia	9-19	.357	14	Philadelphia	14-32	.304	22

May 30: Chicago, Boston and Detroit take command, The bottom five teams fall well behind.

Standings thru June 30

<u>June</u>	<u>W-L</u>	<u>Pct.</u>	<u>GB</u>	<u>Cumulative</u>	<u>W-L</u>	<u>Pct.</u>	<u>GB</u>
Chicago	22-6	.786	-	Chicago	58-16	.784	-
Detroit	21-7	.750	1	Boston	51-23	.689	7
Boston	17-11	.607	5	Detroit	51-23	.689	7
Washington	13-15	.464	9	Washington	34-40	.459	24
New York	13-15	.464	9	Cleveland	30-44	.405	28
Cleveland	13-15	.464	9	New York	30-44	.405	28
Philadelphia	12-16	.429	14	Philadelphia	22-52	.297	36
St. Louis	5-23	.179	17	St. Louis	20-54	.270	38

June 30: Chicago pulls out to seven game lead over Boston and Detroit.

Standings thru July 31

<u>July</u>	<u>W-L</u>	<u>Pct.</u>	<u>GB</u>	<u>Cumulative</u>	<u>W-L</u>	<u>Pct.</u>	<u>GB</u>
Chicago	21-7	.750	--	Chicago	79-23	.778	-
Boston	19-9	.679	2	Boston	70-32	.686	9
Detroit	18-10	.643	3	Detroit	69-33	.676	10
New York	13-15	.464	8	Washington	46-56	.451	33
Washington	12-16	.429	9	New York	43-59	.422	36
Cleveland	12-16	.429	9	Cleveland	42-60	.412	37
St. Louis	10-18	.357	11	St. Louis	30-72	.294	49
Philadelphia	7-21	.250	14	Philadelphia	29-73	.284	50

July 31: White Sox continue to dominate the AL race.

Standings thru August 31

<u>August</u>	<u>W-L</u>	<u>Pct.</u>	<u>GB</u>	<u>Cumulative</u>	<u>W-L</u>	<u>Pct.</u>	<u>GB</u>
Boston	21-7	.750	--	Chicago	98-32	.754	-
Chicago	19-9	.679	2	Boston	90-40	.692	8
Detroit	18-10	.643	3	Detroit	87-43	.669	11
Washington	14-14	.500	7	Washington	60-70	.462	38
New York	12-16	.429	9	Cleveland	59-71	.454	39
Cleveland	11-17	.393	10	New York	51-79	.392	47
St. Louis	11-17	.393	10	St. Louis	41-89	.315	57
Philadelphia	6-22	.214	15	Baltimore	34-96	.262	64

Aug 31: Race all but over with Chicago far ahead.

Standings thru September 26 (Final)

<u>September</u>	<u>W-L</u>	<u>Pct.</u>	<u>GB</u>	<u>Final</u>	<u>W-L</u>	<u>Pct.</u>	<u>GB</u>
Chicago	16-8	.667	-	Chicago	115-39	.747	-
Boston	15-9	.625	1	Boston	108-46	.701	7
Detroit	15-9	.625	1	Detroit	105-49	.682	10
Washington	11-13	.458	5	Washington	72-82	.468	43
Cleveland	10-14	.417	6	Cleveland	70-84	.455	45
New York	10-14	.417	6	New York	61-93	.396	54
St. Louis	10-14	.417	6	St. Louis	48-106	.312	67
Philadelphia	9-15	.375	7	Philadelphia	37-117	.240	78

Chicago wins pennant with comfortable seven game lead over Boston.

Team records Month by Month

Chicago White Sox							GB
<u>Month by month</u>	<u>W-L</u>	<u>Pct.</u>		<u>Cumulative</u>	<u>W-L</u>	<u>Pct.</u>	<u>Cumulative</u>
April	13-5	.722		April	13-5	.722	-2
May	23-5	.821		May	36-10	.783	+2
June	22-6	.786		June	58-16	.784	+7
July	19-9	.679		July	79-23	.775	+9
August	21-7	.750		August	98-32	.754	+8
September	16-8	.667		September	115-39	.747	+7
Total	115-39	.747					

Boston Red Sox

<u>Month by month</u>	<u>W-L</u>	<u>Pct.</u>	<u>Cumulative</u>	<u>W-L</u>	<u>Pct.</u>	GB <u>Cumulative</u>
April	15-3	.833	April	15-3	.833	+2
May	19-9	.679	May	34-12	.739	-2
June	17-11	.607	June	51-23	.689	-7
July	19-9	.679	July	70-32	.686	-9
August	21-7	.750	August	90-40	.692	-8
September	15-9	.625	September	108-46	.701	-7
Total	108-46	.701				

Detroit Tigers

<u>Month by month</u>	<u>W-L</u>	<u>Pct.</u>	<u>Cumulative</u>	<u>W-L</u>	<u>Pct.</u>	GB <u>Cumulative</u>
April	12-6	.667	April	12-6	.667	-3
May	18-10	.643	May	30-16	.522	-6
June	21-7	.750	June	51-23	.689	-7
July	18-10	.643	July	69-33	.676	-10
August	18-10	.643	August	87-43	.669	-11
September	15-9	.625	September	105-49	.682	-10
Total	105-49	.682				

Washington Senators

<u>Month by month</u>	<u>W-L</u>	<u>Pct.</u>	<u>Cumulative</u>	<u>W-L</u>	<u>Pct.</u>	GB <u>Cumulative</u>
April	9-9	.500	April	9-9	.500	-6
May	12-16	.429	May	21-25	.457	-15
June	13-15	.464	June	34-40	.459	-24
July	12-16	.429	July	46-56	.451	-33
August	14-14	.500	August	60-70	.462	-38
September	12-12	.500	September	72-82	.468	-43
Total	72-82	.468				

Cleveland Indians

<u>Month by month</u>	<u>W-L</u>	<u>Pct.</u>	<u>Cumulative</u>	<u>W-L</u>	<u>Pct.</u>	GB <u>Cumulative</u>
April	6-12	.333	April	6-12	.333	-9
May	12-16	.429	May	17-29	.370	-19
June	14-14	.500	June	30-44	.405	-28
July	13-15	.464	July	42-60	.412	-37
August	14-14	.500	August	59-71	.454	-39
September	12-12	.500	September	70-84	.455	-45
Total	72-82	.468				

New York Yankees

<u>Month by month</u>	<u>W-L</u>	<u>Pct.</u>	<u>Cumulative</u>	<u>W-L</u>	<u>Pct.</u>	<u>Cumulative</u>
April	7-11	.389	April	7-11	.389	-8
May	10-18	.357	May	17-29	.370	-19
June	13-15	.464	June	30-44	.405	-28
July	10-18	.357	July	43-59	.422	-36
August	12-16	.429	August	51-79	.392	-47
September	10-14	.417	September	61-93	.396	-54
Total	61-93	.396				

GB

St. Louis Browns

<u>Month by month</u>	<u>W-L</u>	<u>Pct.</u>	<u>Cumulative</u>	<u>W-L</u>	<u>Pct.</u>	<u>Cumulative</u>
April	5-13	.278	April	5-13	.278	-10
May	10-18	.357	May	15-31	.326	-21
June	5-23	.179	June	20-54	.270	-38
July	10-18	.357	July	30-72	.294	-49
August	11-17	.393	August	41-89	.315	-57
September	10-14	.417	September	48-106	.312	-67
Total	48-106	.312				

Philadelphia Athletics

<u>Month by month</u>	<u>W-L</u>	<u>Pct.</u>	<u>Cumulative</u>	<u>W-L</u>	<u>Pct.</u>	<u>Cumulative</u>
April	5-13	.278	April	5-13	.278	-10
May	9-19	.321	May	14-32	.304	-22
June	8-20	.286	June	22-52	.297	-36
July	7-21	.250	July	29-73	.284	-50
August	6-22	.214	August	34-96	.315	-57
September	9-15	.375	September	37-117	.240	-78
Total	37-117	.240				

Home

	<u>W-L</u>	<u>Pct.</u>	Away	<u>W-L</u>	<u>Pct.</u>
Chicago	60-17	.779	Chicago	55-22	.714
Boston	56-21	.727	Boston	52-25	.675
Detroit	55-22	.714	Detroit	50-27	.649
Cleveland	38-39	.494	Washington	36-41	.468
Washington	36-41	.468	Cleveland	35-45	.416
New York	30-47	.390	New York	31-46	.403
Philadelphia	20-57	.260	St. Louis	29-48	.377
St. Louis	19-58	.247	Philadelphia	17-60	.221

Extra-inning games

	<u>W-L</u>	<u>Pct.</u>	One-run games	<u>W-L</u>	<u>Pct.</u>
Detroit	12-8	.600	Cleveland	29-18	.617
New York	12-8	.600	Chicago	26-17	.605
Boston	11-8	.579	Washington	34-27	.557
Cleveland	7-5	.583	Detroit	25-20	.556
Washington	8-11	.421	Boston	29-26	.527
Chicago	5-7	.417	Philadelphia	15-21	.417
Philadelphia	3-5	.375	St. Louis	14-26	.350
St. Louis	2-8	.200	New York	18-32	.360

Shutouts	<u>W-L</u>	<u>Pct.</u>
Chicago	24-4	.857
Boston	28-6	.824
Detroit	14-5	.737
Washington	15-10	.600
New York	10-17	.370
Cleveland	6-20	.231
St. Louis	5-24	.172
Pittsburgh	3-18	.143

10+ runs scored in one game		10+ runs allowed in one game		Date	Score	Innings
Chicago	18	Philadelphia	34	Sept 10	Cleveland 4, Boston 2	21
Detroit	16	St. Louis	12	June 8	New York 2, Boston 1	16
Boston	15	Cleveland	12	Aug 1	New York 5, Boston 4	16
Washington	9	New York	10	Aug 21	Boston 3, Detroit 2	16
Cleveland	7	Washington	4	Aug 23	New York 7, St. Louis 3	14
New York	6	Chicago	3	Six games tied with		13
St. Louis	4	Boston	2			
Philadelphia	3	Detroit	2			

April Scores									
	1		2		3		4		
Date	Gm	Boston		NYN		Phila		Wash	
Apr 11	1	at Wash	3-4	at Phil	4-8	NYN	8-4	Bos	4-3
Apr 12	2	at Wash	6-3	at Phil	6-3	NYN	3-6	Bos	3-6
Apr 13	3	at Wash	11-1	at Phil	0-3	NYN	3-0	Bos	1-11
Apr 14									
Apr 15	4	at Phil	6-2	at Wash	2-3	Bos	2-6	NYN	3-2
Apr 16	5	at Phil	10-2	at Wash	2-3	Bos	2-10	NYN	3-2
Apr 17	6	at Phil	2-3	at Wash	5-4	Bos	3-2	NYN	4-5
Apr 18	7	NYN	2-8	at Bos	8-2	Wash	4-5	at Phil	5-4
Apr 19	8	NYN	8-2	at Bos	2-8	Wash	5-6 (10)	at Phil	6-5 (10)
Apr 20	9	NYN	3-1	at Bos	1-3	Wash	3-13	at Phil	13-3
Apr 21									
Apr 22	10	Wash	8-4	Phil	7-5	at NYN	5-7	at Bos	4-8
Apr 23	11	Wash	8-1	Phil	6-4	at NYN	4-6	at Bos	1-8
Apr 24	12	Wash	2-1 (11)	Phil	8-6	at NYN	6-8	at Bos	1-2 (11)
Apr 25	13	at NYN	6-0	Bos	0-6	at Wash	0-11	Phil	11-0
Apr 26	14	at NYN	5-2	Bos	2-5	at Wash	7-6	Phil	3-4
Apr 27	15	at NYN	15-1	Bos	1-15	at Wash	6-5	Phil	5-6
Apr 28	16	Phil	11-2	Wash	3-8	at Bos	2-11	at NYN	8-3
Apr 29	17	Phil	6-1	Wash	1-0	at Bos	1-6	at NYN	0-1
Apr 30	18	Phil	7-1	Wash	1-5	at Bos	1-7	at NYN	5-1
Home			8-1		4-5		3-6		4-5
Away			7-2		3-6		2-7		5-4
April		18	15-3		7-11		5-13		9-9

		April Scores							
5		6		7		8			
Chicago		Cleve		Det		StL			
1	at Cleve	1-2	Chi	2-1	at StL	4-0	Det	0-4	
2	at Cleve	4-1	Chi	1-4	at StL	9-2	Det	2-9	
3	at Cleve	2-1	Chi	1-2	at StL	6-4	Det	4-6	
4	StL	12-4	Det	6-5	at Cleve	5-6	at Chi	4-12	
5	StL	3-8	Det	1-10	at Cleve	10-1	at Chi	8-3	
6	StL	1-0	Det	5-7	at Cleve	7-5	at Chi	0-1	
7	Det	2-5	at StL	7-4	at Chi	5-2	Cleve	4-7	
8	Det	6-2	at StL	2-9	at Chi	2-6	Cleve	9-2	
9	Det	4-9	at StL	0-1	at Chi	9-4	Cleve	1-0	
10	Cleve	4-2	at Chi	2-4	StL	6-2	at Det	2-6	
11	Cleve	13-3	at Chi	3-13	StL	3-4	at Det	4-3	
12	Cleve	6-3	at Chi	3-6	StL	8-7	at Det	7-8	
13	at Det	17-2	StL	4-3 (10)	Chi	2-17	at Cleve	3-4 (10)	
14	at Det	8-3	StL	6-7 (11)	Chi	3-8	at Cleve	7-6 (11)	
15	at Det	3-7	StL	6-4	Chi	7-3	at Cleve	1-9	
16	at StL	4-1	at Det	4-10	Cleve	10-4	Chi	1-4	
17	at StL	13-1	at Det	1-2	Cleve	2-1	Chi	1-13	
18	at StL	12-3	at Det	3-2	Cleve	2-3	Chi	3-12	
		6-2		4-5		5-4		2-7	
		7-3		2-7		7-2		3-6	
	18	13-5		6-12		12-6		5-13	

May Scores									
	1		2		3		4		
<i>Date</i>	<i>Gm</i>	Boston		NYN		Phila		Wash	
May 1	19	at Chi	2-1	at Det	2-8	at StL	5-0	at Cleve	1-3
May 2	20	at Chi	0-2	at Det	2-7	at StL	1-3	at Cleve	2-1
May 3	21	at Chi	5-1	at Det	2-3	at StL	4-5	at Cleve	3-4
May 4									
May 5	22	at StL	4-3	at Cleve	0-1	at Chi	2-9	at Det	4-3 (11)
May 6	23	at StL	2-1	at Cleve	4-2	at Chi	0-6	at Det	2-4
May 7	24	at StL	15-0	at Cleve	7-1	at Chi	0-8	at Det	1-2 (10)
May 8	25	at Det	10-3	at Chi	4-10	at Cleve	8-2	at StL	4-6
May 9	26	at Det	6-8	at Chi	6-7	at Cleve	7-8	at StL	13-4
May 10	27	at Det	1-7	at Chi	0-3	at Cleve	2-9	at StL	5-4
May 11									
May 12	28	at Cleve	5-3 (10)	at StL	7-4	at Det	2-1	at Chi	1-2 (10)
May 13	29	at Cleve	5-4 (10)	at StL	4-1	at Det	5-6 (11)	at Chi	4-5 (12)
May 14	30	at Cleve	2-3	at StL	3-0	at Det	5-6	at Chi	1-0
May 15									
May 16	31	Chi	3-4	Det	4-7	StL	3-5	Cleve	1-0
May 17	32	Chi	4-6 (11)	Det	1-6	StL	0-8	Cleve	1-4
May 18	33	Chi	7-8	Det	1-2	StL	3-4	Cleve	2-5
May 19	34	StL	2-1	Cleve	4-2	Chi	1-16	Det	1-8
May 20	35	StL	9-0	Cleve	0-1	Chi	7-24	Det	7-2
May 21	36	StL	4-3	Cleve	7-6 (10)	Chi	3-4	Det	4-8
May 22	37	Det	5-3	Chi	3-9	Cleve	9-1	StL	5-1
May 23	38	Det	2-3	Chi	0-2	Cleve	9-16	StL	6-5
May 24	39	Det	2-1	Chi	5-7	Cleve	4-10	StL	1-2 (10)
May 25	40	Cleve	2-2	StL	4-5	Det	7-5	Chi	4-3
May 26	41	Cleve	3-0	StL	6-7	Det	9-8	Chi	7-6
May 27	42	Cleve	6-1	StL	9-2	Det	6-5	Chi	1-3
May 28									
May 29	43	at Wash	5-2	at Phil	0-1	NYN	1-0	Bos	2-5
May 30	44	at Wash	4-3	at Phil	1-2	NYN	2-1	Bos	3-4
May 31#1	45	at Wash	0-3	at Phil	6-4	NYN	4-6	Bos	3-0
May 31#2	46	at Wash	4-2	at Phil	10-3	NYN	3-10	Bos	2-4
Home			8-4		3-9		6-10		7-9
Away			11-5		7-9		3-9		5-7
May		28	19-9	28	10-18	28	9-19	28	12-16

May Scores									
	5	6	7	8					
<i>Date</i>	<i>Gm</i>	Chicago	Cleve	Det	StL				
May 1	19	Bos	1-2	Wash	3-1	NYY	8-2	Phil	0-5
May 2	20	Bos	5-0	Wash	1-2	NYY	7-2	Phil	3-1
May 3	21	Bos	1-5	Wash	4-3	NYY	3-2	Phil	5-4
May 4									
May 5	22	Phil	9-2	NYY	1-0	Wash	3-4 (11)	Bos	3-4
May 6	23	Phil	6-0	NYY	2-4	Wash	4-2	Bos	1-2
May 7	24	Phil	8-0	NYY	1-7	Wash	2-1 (10)	Bos	0-15
May 8	25	NYY	10-4	Phil	2-8	Bos	3-10	Wash	6-4
May 9	26	NYY	7-6	Phil	8-7	Bos	8-6	Wash	4-13
May 10	27	NYY	3-0	Phil	9-2	Bos	7-1	Wash	4-5
May 11									
May 12	28	Wash	2-1 (10)	Bos	3-5 (10)	Phil	1-2	NYY	4-7
May 13	29	Wash	5-4 (12)	Bos	4-5 (10)	Phil	6-5 (11)	NYY	1-4
May 14	30	Wash	0-1	Bos	3-2	Phil	6-5	NYY	0-3
May 15									
May 16	31	at Bos	4-3	at Wash	0-1	at NYN	7-4	at Phil	5-3
May 17	32	at Bos	6-4 (11)	at Wash	4-1	at NYN	6-1	at Phil	8-0
May 18	33	at Bos	8-7	at Wash	5-2	at NYN	2-1	at Phil	4-3
May 19	34	at Phil	16-1	at NYN	2-4	at Wash	8-1	at Bos	1-2
May 20	35	at Phil	24-7	at NYN	1-0	at Wash	2-7	at Bos	0-9
May 21	36	at Phil	4-3	at NYN	6-7 (10)	at Wash	8-4	at Bos	3-4
May 22	37	at NYN	9-3	at Phil	1-9	at Bos	3-5	at Wash	1-5
May 23	38	at NYN	2-0	at Phil	16-9	at Bos	3-2	at Wash	5-6
May 24	39	at NYN	7-5	at Phil	10-4	at Bos	1-2	at Wash	2-1 (10)
May 25	40	at Wash	3-4	at Bos	2-3	at Phil	5-7	at NYN	5-4
May 26	41	at Wash	6-7	at Bos	0-3	at Phil	8-9	at NYN	7-6
May 27	42	at Wash	3-1	at Bos	1-6	at Phil	5-6	at NYN	2-9
May 28									
May 29	43	at Cleve	3-1	Chi	1-3	at StL	6-1	Det	1-6
May 30	44	at Cleve	5-1	Chi	1-5	at StL	20-6	Det	6-20
May 31#1	45	at Cleve	2-0	Chi	0-2	at StL	0-4	Det	4-0
May 31#2	46	at Cleve	9-0	Chi	0-9	at StL	4-1	Det	1-4
Home			9-3		6-10		9-3		4-12
Away			14-2		5-7		9-7		6-6
May		28	23-5	28	11-17	28	18-10	28	10-18

		June Scores							
		1	2		3	4			
Date	Gm	Boston		NYY		Phila		Wash	
Jun 1	47	at Phil	10-0	at Wash	4-2	Bos	0-10	NYY	2-4
Jun 2	48	at Phil	10-2	at Wash	0-5	Bos	2-10	NYY	5-0
Jun 3	49	at Phil	14-0	at Wash	3-0	Bos	0-14	NYY	0-3
Jun 4	50	at Phil	5-6	at Wash	2-0	Bos	6-5	NYY	0-2
Jun 5	51	NYY	5-6 (12)	at Bos	6-5 (12)	Wash	3-5	at Phil	5-3
Jun 6	52	NYY	9-0	at Bos	0-9	Wash	2-4	at Phil	4-2
Jun 7	53	NYY	3-8	at Bos	8-3	Wash	7-4	at Phil	4-7
Jun 8	54	NYY	1-2 (16)	at Bos	2-1 (16)	Wash	2-4	at Phil	4-2
Jun 9									
Jun 10	55	Wash	4-0	Phil	18-3	at NYN	3-18	at Bos	0-4
Jun 11	56	Wash	3-2	Phil	5-4	at NYN	4-5	at Bos	2-3
Jun 12	57	Wash	1-0	Phil	6-1	at NYN	1-6	at Bos	0-1
Jun 13	58	Wash	4-3 (11)	Phil	3-4	at NYN	4-3	at Bos	3-4 (11)
Jun 14	59	at NYN	14-1	Bos	1-14	at Wash	2-13	Phil	13-2
Jun 15	60	at NYN	3-1	Bos	1-3	at Wash	6-3	Phil	3-6
Jun 16	61	at NYN	4-5	Bos	5-4	at Wash	7-1	Phil	1-7
Jun 17	62	at NYN	2-6	Bos	6-2	at Wash	1-5	Phil	5-1
Jun 18	63	Phil	6-5 (12)	1-2 (13)	1-2 (13)	at Bos	5-6 (12)	at NYN	2-1 (13)
Jun 19	64	Phil	11-3	Wash	3-4 (13)	at Bos	3-11	at NYN	4-3 (13)
Jun 20	65	Phil	5-0	Wash	3-0	at Bos	0-5	at NYN	0-3
Jun 21	66	Phil	5-2	Wash	2-3	at Bos	2-5	at NYN	3-2
Jun 22									
Jun 23	67	at Chi	4-5	at Det	6-7	at StL	8-5	at Cleve	5-0
Jun 24	68	at Chi	0-17	at Det	4-5	at StL	4-6	at Cleve	0-6
Jun 25	69	at Chi	2-7	at Det	1-17	at StL	7-6	at Cleve	6-12
Jun 26	70	at Chi	3-8	at Det	5-10	at StL	7-5 (10)	at Cleve	3-1
Jun 27	71	at StL	2-0	at Cleve	2-9	at Chi	3-6	at Det	7-1
Jun 28	72	at StL	6-1	at Cleve	1-3	at Chi	5-8	at Det	1-5
Jun 29	73	at StL	4-1	at Cleve	2-3	at Chi	6-7	at Det	1-2 (12)
Jun 30	74	at StL	1-2	at Cleve	5-3 (10)	at Chi	1-10	at Det	9-2
Home									
			9-3		6-6		2-6		3-5
Away									
			8-8		7-9		6-14		10-10
June									
		28	17-11	28	13-15	28	8-20	28	13-15

		June Scores							
5		6		7		8			
Chicago		Cleve		Det		StL			
47	at StL	4-2	Det	2-8	at Cleve	8-2	Chi	2-4	
48	at StL	3-0	Det	5-4	at Cleve	4-5	Chi	0-3	
49	at StL	13-1	Det	0-7	at Cleve	7-0	Chi	1-13	
50	at StL	7-3	Det	2-7	at Cleve	7-2	Chi	3-7	
51	Det	3-10	at StL	1-3	at Chi	10-3	Cleve	3-1	
52	Det	0-6	at StL	1-4	at Chi	6-0	Cleve	4-1	
53	Det	8-4	at StL	3-1	at Chi	4-8	Cleve	1-3	
54	Det	2-0	at StL	5-3	at Chi	0-2	Cleve	3-5	
55	Cleve	7-4	at Chi	1-7	StL	5-1	at Det	1-5	
56	Cleve	6-4	at Chi	4-6	StL	5-3	at Det	3-5	
57	Cleve	3-4	at Chi	4-3	StL	16-4	at Det	4-16	
58	Cleve	16-2	at Chi	2-16	StL	10-2	at Det	2-10	
59	at Det	3-4 (13)	StL	5-3	Chi	4-3 (10)	at Cleve	3-5	
60	at Det	7-6 (10)	StL	3-6	Chi	6-7 (10)	at Cleve	6-3	
61	at Det	0-4	StL	4-3	Chi	4-0	at Cleve	3-4	
62	at Det	1-4	StL	4-0	Chi	4-1	at Cleve	0-4	
63	StL	18-1	at Det	6-4	Cleve	4-6	at Chi	1-18	
64	StL	4-1	at Det	4-10	Cleve	10-4	at Chi	1-4	
65	StL	8-5	at Det	0-3	Cleve	3-0	at Chi	5-8	
66	StL	6-1	at Det	2-4	Cleve	4-2	at Chi	1-6	
67	Bos	5-4	Wash	0-5	NYY	7-6	Phil	5-8	
68	Bos	17-0	Wash	6-0	NYY	5-4	Phil	6-4	
69	Bos	7-2	Wash	12-6	NYY	17-1	Phil	6-7	
70	Bos	8-3	Wash	1-3	NYY	10-5	Phil	5-7 (10)	
71	Phil	6-3	NYY	9-2	Wash	1-7	Bos	0-2	
72	Phil	8-5	NYY	3-1	Wash	5-1	Bos	1-6	
73	Phil	7-6	NYY	3-2	Wash	2-1 (12)	Bos	1-4	
74	Phil	10-0	NYY	3-5 (10)	Wash	2-9	Bos	2-1	
		17-3		9-7		16-4		4-12	
		5-		4-8		5-3		1-17	
28		22-6		13-15	28	21-7	28	5-23	

		July Scores							
		1	2	3	4				
Date	Gm	Bos	NYY	Phil	Wash				
July 1	75	at Det	5-4	at Chi	6-7	at Cleve	1-3	at StL	3-0
July 2	76	at Det	7-2	at Chi	6-1	at Cleve	3-4	at StL	1-0 (13)
July 3 (1)	77	at Det	3-9	at Chi	8-10	at Cleve	4-7	at StL	2-6
July 3 (2)	78	at Det	5-0	at Chi	6-7	at Cleve	4-8	at StL	5-6
July 4	79	at Cleve	2-3	at StL	2-0	at Det	1-6	at Chi	3-7
July 5	80	at Cleve	7-0	at StL	8-18	at Det	1-7	at Chi	1-9
July 6	81	at Cleve	4-0	at StL	20-2	at Det	2-5	at Chi	1-5
July 7	82	at Cleve	4-0	at StL	6-5	at Det	6-4 (12)	at Chi	2-3
July 8									
July 9	83	Chi	5-4	Det	4-6	StL	0-6	Cleve	10-2
July 10	84	Chi	0-1	Det	1-5	StL	2-10	Cleve	2-1
July 11	85	Chi	0-10	Det	7-2	StL	0-7	Cleve	3-5
July 12	86	Chi	2-1	Det	6-8	StL	4-3	Cleve	3-2
July 13	87	StL	5-0	Cleve	3-0	Chi	0-12	Det	2-1
July 14	88	StL	8-7	Cleve	2-7 (10)	Chi	1-2	Det	4-1
July 15	89	StL	2-1	Cleve	7-8	Chi	11-6	Det	1-5
July 16	90	StL	4-3	Cleve	4-0	Chi	7-16	Det	2-12
July 17	91	Det	4-3	Chi	4-6	Cleve	10-4	StL	3-7
July 18	92	Det	1-2	Chi	5-4 (12)	Cleve	1-19	StL	5-0
July 19	93	Det	8-3	Chi	2-6	Cleve	4-5	StL	1-0
July 20	94	Det	8-0	Chi	3-1	Cleve	8-3	StL	2-3
July 21	95	Cleve	1-4	StL	2-3	Det	2-17	Chi	0-3
July 22	96	Cleve	2-0	StL	3-5	Det	1-7	Chi	2-1 (13)
July 23	97	Cleve	1-2	StL	6-2	Det	1-10	Chi	1-5
July 24	98	Cleve	9-0 (5)	StL	3-0	Det	2-4	Chi	2-8
July 25									
July 26	99	at Wash	0-1	at Phil	4-2 (10)	NYY	2-4 (10)	Bos	1-0
July 27	100	at Wash	4-0	at Phil	4-9	NYY	9-4	Bos	0-4
July 28	101	at Wash	1-3	at Phil	1-10	NYY	10-4	Bos	3-1
July 29	102	at Wash	7-2	at Phil	6-0	NYY	0-6	Bos	2-7
July 30									
July 31									
Home			11-5		7-9		6-14		10-10
Away			8-4		6-6		1-7		2-6
July		28	19-9	28	13-15	28	7-21	28	12-16

		July Scores							
		5		7		8			
<i>Gm</i>	Chicago		Cleve		Det		StL		
75	NYY	7-6	Phil	3-1	Bos	4-5	Wash	0-3	
76	NYY	1-6	Phil	4-3	Bos	2-7	Wash	0-1 (13)	
77	NYY	10-8	Phil	7-4	Bos	9-3	Wash	6-2	
78	NYY	7-6	Phil	8-4	Bos	0-5	Wash	6-5	
79	Wash	7-3	Bos	3-2	Phil	6-1	NYY	0-2	
80	Wash	9-1	Bos	0-7	Phil	7-1	NYY	18-8	
81	Wash	5-1	Bos	0-4	Phil	5-2	NYY	2-20	
82	Wash	3-2	Bos	0-4	Phil	4-6 (12)	NYY	5-6	
83	at Bos	4-5	at Wash	2-10	at NYN	6-4	at Phil	6-0	
84	at Bos	1-0	at Wash	1-2	at NYN	5-1	at Phil	10-2	
85	at Bos	10-0	at Wash	5-3	at NYN	2-7	at Phil	7-0	
86	at Bos	1-2	at Wash	2-3	at NYN	8-6	at Phil	3-4	
87	at Phil	12-0	at NYN	0-3	at Wash	1-2	at Bos	0-5	
88	at Phil	2-1	at NYN	7-2 (10)	at Wash	1-4	at Bos	7-8	
89	at Phil	6-11	at NYN	8-7	at Wash	5-1	at Bos	1-2	
90	at Phil	16-7	at NYN	0-4	at Wash	12-2	at Bos	3-4	
91	at NYN	6-4	at Phil	4-10	at Bos	3-4	at Wash	7-3	
92	at NYN	4-5 (12)	at Phil	1--1	at Bos	2-1	at Wash	0-5	
93	at NYN	6-2	at Phil	5-4	at Bos	3-8	at Wash	0-1	
94	at NYN	1-3	at Phil	3-8	at Bos	0-8	at Wash	3-2	
95	at Wash	3-0	at Bos	4-1	at Phil	17-2	at NYN	6-3	
96	at Wash	1-2 (13)	at Bos	0-2	at Phil	7-1	at NYN	5-3	
97	at Wash	5-1	at Bos	2-1	at Phil	10-1	at NYN	2-6	
98	at Wash	8-2	at Bos	0-9 (5)	at Phil	4-2	at NYN	0-3	
99	at Cleve	5-1	Chi	1-2	StL	2-0	at Det	0-2	
100	at Cleve	3-2	Chi	2-3	StL	9-2	at Det	2-9	
101	at Cleve	2-1	Chi	1-2	StL	5-4	at Det	4-5	
102	at Cleve	5-0	Chi	0-5	StL	1-0	at Det	0-1	
		7-1		5-7		8-4		3-5	
		14-6		7-9		10-6		7-13	
	28	21-7	28	12-16	28	18-10	28	10-18	

August Scores									
Date	Gm	Boston		NYN		Phila		Wash	
Aug 1	103	Phil	8-0	at Wash	0-5	at Bos	0-8	NYN	5-0
Aug 2	104	Phil	9-1	at Wash	3-5	at Bos	1-9	NYN	5-4
Aug 3	105	Phil	7-0	at Wash	2-1	at Bos	0-7	NYN	1-2
Aug 4	106	Phil		at Wash	5-4 (10)	at Bos	5-4	NYN	4-5 (10)
Aug 5	107	at NYN	4-0	Bos	0-4	Wash	1-8	at Phil	8-1
Aug 6	108	at NYN	9-0	Bos	0-9	Wash	3-5	at Phil	5-3
Aug 7	109	at NYN	10-0	Bos	0-10	Wash	9-14	at Phil	14-9
Aug 8	110	at NYN	4-5 (10)	Bos	5-4 (16)	Wash	4-2	at Phil	2-4
Aug 9									
Aug 10	111	at Chi	2-3	at Det	2-3 (10)	at StL	6-1 (10)	at Cleve	2-1
Aug 11	112	at Chi	4-2 (10)	at Det	0-4 (10)	at StL	1-6	at Cleve	5-4
Aug 12	113	at Chi	6-2	at Det	4-5 (10)	at StL	4-3	at Cleve	3-0
Aug 13	114	at Chi	13-2	at Det	4-5 (10)	at StL	2-4	at Cleve	1-2
Aug 14	115	at StL	9-2	at Cleve	0-3	at Chi	0-17	at Det	1-3
Aug 15	116	at StL	4-3 (10)	at Cleve	14-1	at Chi	3-5	at Det	2-4
Aug 16	117	at StL	4-2 (10)	at Cleve	0-1	at Chi	6-7	at Det	4-1
Aug 17	118	at StL	5-2	at Cleve	4-7	at Chi	0-6	at Det	1-5
Aug 18	119	at Det	9-5	at Chi	2-1	at Cleve	4-5	at StL	4-5
Aug 19	120	at Det	3-4 (12)	at Chi	1-6	at Cleve	4-5	at StL	11-4
Aug 20	121	at Det	4-3	at Chi	3-4	at Cleve	7-5	at StL	1-2
Aug 21	122	at Det	3-1 (16)	at Chi	3-5	at Cleve	1-13	at StL	8-1
Aug 22									
Aug 23	123	at Cleve	15-2	at StL	7-3 (14)	at Det	1-4	at Chi	1-2 (10)
Aug 24	124	at Cleve	3-5	at StL	6-1	at Det	3-13	at Chi	1-5
Aug 25	125	at Cleve	2-3	at StL	9-7	at Det	2-9	at Chi	1-4
Aug 26	126	at Cleve	6-2	at StL	2-4	at Det	3-10	at Chi	3-2
Aug 27									
Aug 28	127	Chi	4-3	Det		StL	2-15	Cleve	1-11
Aug 29	128	Chi	2-4	Det		StL	2-14	Cleve	2-0
Aug 30	129	Chi	5-4 (10)	Det		StL	3-8	Cleve	2-3 (10)
Aug 31	130	Chi	5-8	Det		StL	2-7	Cleve	10-1
Home			5-3		1-7		1-7		4-4
Away			15-5		7-13		4-16		10-10
August		28	20-8	28	8-20	28	5-23	28	14-14

August Scores									
Date	Gm		Chicago		Cleve		Det		StL
Aug 1	103	StL	1-0	Det	4-3 (12)	at Cleve	3-4 (12)	at Chi	0-1
Aug 2	104	StL	5-8	Det	2-1	at Cleve	1-2	at Chi	8-5
Aug 3	105	StL	8-1	Det	2-6	at Cleve	6-2	at Chi	1-8
Aug 4	106	StL	6-2	Det	3-2 (10)	at Cleve	2-3 (10)	at Chi	2-6
Aug 5	107	Det	2-5	at StL	3-9	at Chi	5-2	Cleve	9-3
Aug 6	108	Det	5-4	at StL	3-1	at Chi	4-5	Cleve	1-2
Aug 7	109	Det	9-2	at StL	4-2	at Chi	2-9	Cleve	2-4
Aug 8	110	Det	3-0	at StL	6-5 (11)	at Chi	0-3	Cleve	5-6 (11)
Aug 9									
Aug 10	111	Bos	3-2	Wash	1-2	NYY	3-2 (10)	Phil	1-6 (10)
Aug 11	112	Bos	2-4 (10)	Wash	4-5	NYY	1-0 (10)	Phil	6-1
Aug 12	113	Bos	2-6	Wash	0-3	NYY	5-4 (10)	Phil	3-4
Aug 13	114	Bos	3-13	Wash	2-1	NYY	5-4 (10)	Phil	4-2
Aug 14	115	Phil	17-0	NYY	3-0	Wash	3-1	Bos	2-9
Aug 15	116	Phil	5-3	NYY	1-14	Wash	4-2	Bos	3-4 (10)
Aug 16	117	Phil	7-6	NYY	1-0	Wash	1-3	Bos	2-4 (10)
Aug 17	118	Phil	6-0	NYY	7-4	Wash	5-1	Bos	2-5
Aug 18	119	NYY	1-2	Phil	5-4	Bos	5-9	Wash	5-4
Aug 19	120	NYY	6-1	Phil	5-4	Bos	4-3 (12)	Wash	4-11
Aug 20	121	NYY	4-3	Phil	5-7	Bos	3-4	Wash	2-1
Aug 21	122	NYY	5-3	Phil	13-1	Bos	1-3 (16)	Wash	1-8
Aug 22									
Aug 23	123	Wash	2-1 (10)	Bos	2-15	Phil	4-1	NYY	3-4 (14)
Aug 24	124	Wash	5-1	Bos	5-3	Phil	13-3	NYY	1-6
Aug 25	125	Wash	4-1	Bos	3-2	Phil	9-2	NYY	7-9
Aug 26	126	Wash	2-3	Bos	2-6	Phil	10-3	NYY	4-2
Aug 27									
Aug 28	127	at Bos	3-4	at Wash	11-1	at NYN		at Phil	15-2
Aug 29	128	at Bos	4-2	at Wash	0-2	at NYN		at Phil	14-2
Aug 30	129	at Bos	4-5 (10)	at Wash	3-2 (10)	at NYN		at Phil	8-3
Aug 31	130	at Bos	8-5	at Wash	1-10	at NYN		at Phil	7-2
Home			17-7		12-8		12-4		6-14
Away			2-2		5-3		6-6		5-3
August		28	19-9	28	17-11	28	18-10	28	11-17

September Scores									
	1		2		3		4		
Date	Gm	Bos		NYY		Phila		Wash	
Sept 1	131	StL	3-1	Cleve	3-5	Chi	7-5	Det	2-8 (10)
Sept 2	132	StL	3-0	Cleve	7-0	Chi	4-14	Det	2-5
Sept 3(1)	133	StL	4-0	Cleve	1-4	Chi	3-14	Det	6-5 (11)
Sept 3(2)	134	StL	8-7	Cleve	10-3	Chi	7-9	Det	2-3
Sept 4	135	Det	4-2	Chi	0-8	Cleve	2-14	StL	4-7
Sept 5	136	Det	4-7	Chi	5-4 (10)	Cleve	7-9	StL	4-3
Sept 6	137	Det	3-4	Chi	2-9	Cleve	4-10	StL	3-4
Sept 7	138	Det	2-1 (11)	Chi	7-6	Cleve	2-4	StL	2-1
Sept 8	139	Cleve	12-3	StL	1-4	Det	3-6	Chi	1-3
Sept 9	140	Cleve	2-0	StL	3-7	Det	0-11	Chi	1-3
Sept 10	141	Cleve	2-4 (21)	StL	3-2	Det	1-8	Chi	5-0
Sept 11	142	Cleve	3-1	StL	1-2	Det	3-7	Chi	0-4
Sept 12									
Sept 13									
Sept 14	143	Wash	5-3	Phil	1-4	at NYN	4-1	at Bos	3-5
Sept 15	144	Wash	4-1	Phil	6-2	at NYN	2-6	at Bos	1-4
Sept 16	145	Wash	2-3 (10)	Phil	2-0	at NYN	0-2	at Bos	3-2 (10)
Sept 17	146	Wash	9-2	Phil	7-6 (11)	at NYN	6-7 (11)	at Bos	2-9
Sept 18	147	NYN	4-1	at Bos	1-4	at Wash	3-6	Phil	6-3
Sept 19	148	NYN	3-1	at Bos	1-3	at Wash	3-4	Phil	4-3
Sept 20	149	NYN	4-3	at Bos	3-4	at Wash	3-4	Phil	4-3
Sept 21	150	NYN	3-4 (10)	at Bos	4-3 (10)	at Wash	1-3	Phil	3-1
Sept 22									
Sept 23	151	at Phil	3-1	Wash	4-9	Bos	1-3	at NYN	9-4
Sept 24	152	at Phil	5-4	Wash	1-2	Bos	4-5	at NYN	2-1
Sept 25	153	at Phil	3-1	Wash	6-3	Bos	1-3	at NYN	3-6
Sept 26	154	at Phil	1-2	Wash	1-12	Bos	2-1	at NYN	12-1
Home			15-5		9-11		2-14		8-8
Away			3-1		1-3		1-7		4-4
Sept		24	8-6	24	10-14	24	3-21	24	12-12
Season			108-46		61-93		37-117		72-82

September Scores									
	5	6		7		8			
Date	Gm	Chicago		Cleve		Det		StL	
Sept 1	131	at Phil	5-7	at NYY	5-3	at Wash	8-2 (10)	at Bos	1-3
Sept 2	132	at Phil	14-4	at NYY	0-7	at Wash	5-2	at Bos	0-3
Sept 3(1)	133	at Phil	14-3	at NYY	4-1	at Wash	5-6 (11)	at Bos	0-4
Sept 3(2)	134	at Phil	9-7	at NYY	3-10	at Wash	3-2	at Bos	7-8
Sept 4	135	at NYY	8-0	at Phil	14-2	at Bos	2-4	at Wash	7-4
Sept 5	136	at NYY	4-5 (10)	at Phil	9-7	at Bos	7-4	at Wash	3-4
Sept 6	137	at NYY	9-2	at Phil	10-4	at Bos	4-3	at Wash	4-3
Sept 7	138	at NYY	5-7	at Phil	4-2	at Bos	1-2 (11)	at Wash	1-2
Sept 8	139	at Wash	3-1	at Bos	3-12	at Phil	6-5	at NYY	4-1
Sept 9	140	at Wash	3-1	at Bos	0-2	at Phil	11-0	at NYY	7-3
Sept 10	141	at Wash	0-5	at Bos	4-2 (21)	at Phil	8-1	at NYY	2-3
Sept 11	142	at Wash	4-0	at Bos	1-3	at Phil	7-3	at NYY	2-1
Sept 12									
Sept 13									
Sept 14	143	Cleve	4-3	at Chi	3-4	at StL	3-1	Det	1-3
Sept 15	144	Cleve	9-1	at Chi	1-9	at StL	5-0	Det	0-5
Sept 16	145	Cleve	2-0	at Chi	0-2	at StL	4-0	Det	0-4
Sept 17	146	Cleve	8-3	at Chi	3-8	at StL	6-0	Det	0-6
Sept 18	147	at Det	1-4	StL	2-1	Chi	4-1	at Cleve	1-2
Sept 19	148	at Det	2-4	StL	1-3	Chi	4-2	at Cleve	3-1
Sept 20	149	at Det	3-1	StL	5-3	Chi	1-3	at Cleve	3-5
Sept 21	150	at Det	3-4 (10)	StL	2-7	Chi	(3-4 (10))	at Cleve	7-2
Sept 22									
Sept 23	151	at StL	3-1	at Det	3-1	Cleve	1-3	Chi	1-3
Sept 24	152	at StL	4-2	at Det	2-3	Cleve	3-2	Chi	2-4
Sept 25	153	at StL	7-5	at Det	5-1	Cleve	1-5	Chi	5-7
Sept 26	154	at StL	2-1	at Det	0-4	Cleve	4-0	Chi	1-2
Home			4-0		2-2		5-3		0-8
Away			13-7		9-11		13-3		7-9
Sept		24	17-7	24	11-13		18-6	24	7-17
Season			115-39		70-84		105-49		48-106