

Otters go from worst to first to capture 2022 OAPBA title

2022 Highlights:

OAPBA loses league stalwart Dave Larson

35th season features two dynamic half-season pennant races

Whats take Vlad Guerrero Jr. with first pick in '22 draft


Frank Fumai takes over Taz Devil franchise



Furries stage great second half win; defeat Taz Devils in '22 Series.



Longtime Otters 1b **Freddie Freeman** (16 HRs, 35 RBIs) was a driving force in the Otters 2022 championship.



Otters skipper **Jonathan Stillwell** captured his fourth OAPBA title in 2022. The Otters have won OAPBA championships in three of the past six seasons.



Tsunami RF **Juan Soto**, 2022 OAPBA Most Valuable Player hit .276 and led the league in BB with 62 free along with 17 HR and 38 RBIs.

2022 OAPBA Yearbook Table of Contents

2	Table of Contents
3-5	In memory of Dave Larson
6	Standings; head-to-head results
7-11	Season overview inc. rules modifications
12-15	2022 OAPBA Series
16-17	2022 All-Star team
18-20	Individual team reports
21-22	2022 OAPBA notes
23-25	2022 batting, pitching, and fielding highlights
26-29	2022 batting, pitching leaders
30-38	2022 statistics; league, team, individual
39	2022 Trade Log
40-41	2022 Draft
42-45	Scores



In memory of Dave Larson



Dave Larson

June 15, 1954-Sept. 17, 2022

Dave Larson, one of the greatest managers in OAPBA history, passed away Saturday, September 17, 2022, in Orlando, Fla., after a lifelong battle with chronic heart problems.

Dave was beloved and respected by everyone in the league. He was a positive person and a gentleman whose temper was always even keeled. He had a keen wit and, after retiring from a career in the flooring industry in 2019, embarked on writing humorous short stories for publication, many which were published by online fiction story sites.

A native of Illinois, Dave grew up in Galesburg, Illinois, where he attended high school and college. He moved to Tampa in the 1980s and, after attending the University of South Florida for one year for graduate studies, embarked on a career in the flooring industry, where he was in sales and marketing for most of his career, finishing with a variety of administrative management assignments in Orlando

He was a lifelong baseball enthusiast and a passionate Chicago White Sox fan.



Dave had a special interest in baseball's Deadball Era. His interests were accentuated by his membership in the Society of American Baseball Research (SABR). His keystone article *1906 Chicago White Sox: a look at an underrated champion* was published in SABR's prestigious Baseball Research. Eleven years later, Dave teamed with league member Rod Caborn, to write *1906 Cleveland Naps: Deadball Era Underachiever*, published in the *Baseball Research Journal* in 2012.

Dave entered OAPBA in 1993 as an expansion entry. In only his third season in the league, his Tasmanian Devils beat Bryant Applegate's Metros in five games in the 1995 OAPBA World Series for his first championship, followed the next season by winning the OAPBA championship outright in 1996, winning both halves with a combined 50-30, .625 record.

Dave served as a cornerstone of the OAPBA league, serving as the league's commissioner for the past two decades. In 2021, he revised the text for the league's rules to make the language more easily understandable, a monumental task, but one that was far overdue.

His OAPBA management style centered around speed. Dave consistently identified and cleverly drafted players that could deliver on the hit-and-run and always had a team that revolved around speed and fast players whose baserunning abilities outshone the ability to hit home runs.

Altogether, Dave won seven championships during his OAPBA career, tied with Joe Passiatore, whose powerful Platoon teams also won seven titles before Joe retired from the league in 2013 after winning six championships in a row.

1995 Beat Metros (Bryant Applegate) 4-1 in World Series

1996 Won both halves (50-30 record) to win OAPBA championship outright

2000 Beat Joel Prinsell's Highlanders 4-1

2003 Beat Merchantainers, managed by Walt Taylor, 4-1

2004 Beat Road Warriors, managed by Marc Bostrom 4-2

2017 Beat Otters, managed by Jonathan Stilwell, 4-2

2019 Won both halves (54-26 record) to win OAPBA championship outright

Dave's Taz Devils also lost in three other World Series appearances

2001 Lost to Joe Passiatore's Platoon 4-3

2005 Swept by Walt Taylor's Travelers 4-0

2011 Lost to Joe Passiatore's Platoon II 4-1

In total, Dave had a lifetime record of 1341-1074, .555. In post-season play, Dave's teams were 38-38, .500 record in post-season play in 29 seasons in OAPBA.

Dave's Taz Devils teams won 50 or more games in a single season nine times, the most in league history, but only two of them were able to come away with championships.

2011 56-24, only to lose to Joe Passiatore's Platoon in the '11 World Series

2001 58-26, lost to Platoon in World Series

2003 56-29, won championship (no series)

2005 50-34, swept by Joe Passiatore's Platoon in '05 World Series

2009 56-30 lost to Platoon II in World Series

2019 54-26 championship (no series)


A testament to Dave's skillful management was the fact that he had only five losing seasons in 29 years in the league. Dave will be remembered with love and respect by all who had the privilege of working with him, in particular by those of us who sat across from him, cringing when he called for the hit-and-run that would presage to another victory for his beloved Tasmanian Devils.



Manny Acta, former Cleveland Indians manager with Dave at SABR meeting.



Dave (right) with former OAPBA manager Dave Mitchell at Tropicana Field



Dave (left) with Whatever's manager Walt Taylor (center), Rod Caborn, Beefers (right) at Rays game in St. Pete.

2022 Final Standings

First Half 2022

Taz Devils	25-15	.585	--
Beefers	24-16	.600	1
Tsunamis	20-20	.500	5
Whatevers	19-21	.475	6
Tsunamis	12-28	.300	13

Second Half 2022

Otters	23-17	.575	--
Whatevers	21-19	.525	2
Tsunamis	21-19	.525	2
Beefers	18-22	.450	5
Taz Devils	17-23	.425	6

Cumulative Standings 2022

Beefers	42-38	.525	--
Taz Devils	42-38	.525	--
Tsunamis	41-39	.513	1
Whatevers	40-40	.500	2
Otters	34-45	.438	7

Most Valuable Player: Juan Soto, Tsunamis

Pitcher of Year: Max Scherzer, Beefers

Reliever of Year: Andrew Kitteridge, Beefers

OAPBA 2022 team vs. team results

Team	Beefers	Taz Devils	Tsunamis	Whatevers	Otters	Total
Beefers		8	13	9	12	42
Taz Devils	12		10	11	9	42
Tsunamis	7	10		12	12	41
Whatevers	11	9	8		12	40
Otters	8	11	8	8		35
Total	38	38	39	40	45	

Otters rule the roost in 2022;

Last-to-first championship first of its kind in league history

The 2022 season saw Jonathan Stilwell's Otters turn the tables on the rest of the OAPBA, finishing in the cellar in the first half and then engineering a stirring turnaround in the second half to win the second half title and culminating with a World Series triumph in five games.


The '22 crown was the fourth championship for the Otters. They had previously won in 2015, 2018, and 2020. They were only 12-28 in the first half and began the second half with a 5-12 record. The Furries then went on an 18-5 tear to win the second half title and maintained their momentum in the 2022 World Series, defeating the Taz Devils, under the management of new manager Frank Fumai, in five games.

The Otters 22-6 run from the middle of the second half through the completion of the World Series stands as the most remarkable come-from-behind performance in OAPBA history.

Underlining the Otters performance was a pitching turnaround that put the Furries pitching at the top of the standings for the second half. During the first half, the Otters team ERA was 6.23. In the second half, featuring a 6-0 showing by Jacob deGrom, who replaced Jose Urquidy in the rotation, the team ERA dropped to 3.14.

The Otters offense was led by All-Star newcomer **Cedric Mullins** (.278, .340 OBP, 20 HR, 51 RBIs), 1b **Freddie Freeman** (16 HR, 35 RBI), and RF **Kyle Tucker** (12 HR, 34 RBI). All-Star C **Yasmani Grandal** (.227, .368 OBP, 15 HR, 34 RBI) provided punch from behind the plate. **Mike Trout**, who played primarily in the second half, hit a robust .413 in a part-time role. Righthander **Chris Flexen** (6-6, 3.14) was 5-4 in the second half while the Otter bullpen was lights out in the second half with a combined 1.23 ERA over the final 40 games. The bullpen leaders were **J.T Chargois** (4-2, 2.60), **Jonathan Loaisiga** (4-4, 2.27, 7 saves), and **Richard Rodriguez** (2-3 1.23).

The Taz Devils, under Dave Larson's guidance, won the first half with a 25-15 record, but got off to a slow 7-9 start in the second half, when Dave passed away on Sept. 7. Under the management of Marc Bostrom, who took the reins of the Devils for the remainder of the second half, the Devils were unable to gain any offensive traction after their sluggish second half start and wound up in last place in the second half, a turnaround as surprising as the Otters rise from last to first.



The addition of **Jacob deGrom** (left) to the Otter rotation turned the entire season around for the Furries. deGrom was 6-0 in the second half and won a World Series game. **Chris Flexen** (center) was 5-4 in the second half while **CF Cedric Mullins** was the offensive leader for the Otters.

OAPBA's 35th clouded by loss of Dave Larson

The 2022 season featured, for the second straight season, a first-half shootout between the Taz Devils and Beefers, with the Tazzies coming from behind to win the title on the final game of the first half.

In the second half, Jonathan Stilwell's Otters stunned the rest of the league, winning 18 of the final 23 games to capture the second half title.

The Otters remained hot in the World Series, roaring past the Taz Devils in five games to win their third championship in five seasons and fourth league title overall.



Sadly, the league lost one of its foundational stalwarts with the passing of longtime Devils franchise owner Dave Larson.

Marc Bostrom, who had managed the Road Warriors previously, stepped in and managed the Taz Devils for their final 24 games of the second half. Frank Fumai, who agreed in October to take over the Devils franchise, was called into service earlier than expected and piloted the Tazzies in the 2022 World Series.

In the first half, the Taz Devils, with Dave at the helm, found themselves in a wrestling match with the Beefers for the first half title for the second straight year. The Devils were one game behind the Beefs with two games left to play, both against the Beefers in their home-and-away series. The Devils triumphed in both ends of the series, winning 4-2 behind Zack Wheeler and 2-1 behind Gerrit Cole to capture the first half crown by one game.

In the second half, Jonathan Stillwell's Otters, last-place finishers in the first half, pulled off a comeback for the ages.

The Otters started the second half going 5-12. Lightning struck in mid-season, however, and the Otters won 18 of their final 23 games to capture the second half title, vacating the cellar midway in the second half and climbing over the league's other four teams to clinch the title in their final two games of the second half with a pair of 4-3, 10-inning triumphs over Craig Dolan's Tsunamis.

2022 Rules Modifications

The annual Rules Meeting was conducted by Zoom in January, with the following changes for the 2022 season:

The total **roster for 2022 remained at 35 players**. Each team was permitted a **five-man taxi squad** and a **30-man available roster**. Taxi squad players were allowed to be moved to the available roster at the end of the half, *except for J4 position players*, who were required to remain active or inactive for all 80 games. **Moves of non-J4 players** (i.e. J1, J2, J3) were permitted at the halfway point (after 40 games). Managers were still able to maintain 30 players available for each series, with 25 being announced as active before the series.



J4 starters and relievers, were allowed to move from the available roster to the taxi squad, or vice versa, at the season's halfway mark. This rule applied to relievers with *a minimum of 13 OAPBA-eligible games allowed*.

The **error randomizer** for the 2022 season was modified slightly to reduce OF errors and C errors.

A **new pickoff element**, proposed by Walt Taylor, was introduced to decrease pickoffs within the game. The pickoff element was very effective in more realistically representing pickoffs within the game.

Three pitching rules were adopted in 2022: the **re-institution of the blowout reliever**, a **modification of the number of pitchers to be carried** in each half's four-game home-and-away series (introduced for the first time in 2022), and modification on the use of J4 pitchers.

Blowout relievers (required to be rated 8 or less or downgraded to 8) were **required to be retained on a roster for the entire season** and permitted to pitch to a maximum of 25 players in a four-game series.

Starting pitchers, with a J-4 injury rating, were allowed to be on the active roster (the 30 players eligible to play in a series) and *eligible to move from active to the five-player inactive grouping for each series*. J-4 pitchers, however, were required to remain on the 30-player availability roster for the entire season.

A new Opener/Reliever pitcher category was agreed upon for 2022. A pitcher who is primarily a starting pitcher must follow current league rules for usage. The Opener/Reliever may start their limit of his pro-rated number of starts, up to his allowable batters faced. Opener/Relievers must rest one game before being used a reliever. There were no changes to pitchers who are relievers or closers. There were no Openers used in the 2022 season, so the Opener/Reliever category remains untested.

The **DH rule was used 2022** with the DH being optional with the series home team manager determining if the DH was to be used, declaring their choice before each home series.

The **league schedule was adjusted** to play eight four-game series and four two-game home-and-away series in each half (total 10 games against each league opponent totaling 40 games each half).

2022 draft, The Bryn Mawr Draft



The '22 OAPBA Draft was originally supposed to be the league's first outdoor draft, but the weather refused to cooperate with rainy, chilly showers driving the draft indoors at Rod Caborn's residence on Bryn Mawr Street in Orlando's College Park neighborhood.

For the 2022 draft, each of the five teams drafted from the **National League**. The draft order for the 2022 remained in reverse order of finish from the previous season.

The first-round picks in the 2022 draft:

- | | |
|--------------|--|
| 1 Whatever's | 1b Vlad Guerrero, Jr. |
| 2 Otters | RF Kyle Tucker |
| 3 Whatever's | P-DH Shohei Ohtani (<i>pick from Devils</i>) |
| 4 Tsunamis | C Salvador Perez |
| 5 Beefers | 2b Marcus Semien |

2022 First Half: Devils late surge overtakes Beefers; Tazzies win by one game

For the second straight season, OAPBA's first half race was a spirited battle between the Beefers and Taz Devils. Unlike 2021, when the Beefs won a playoff for the first half title, the Devils emerged victorious in 2022, knocking off the Beefers in the final game of the first half to win the half by one game.

The Beefers led in the early going, getting off to a fast 9-4 start before losing three of four in a home series to the Whatever's to drop to 9-7. The Beefs, however, heated back up with a four-game sweep at the Otters, but quickly gave it all back by losing both ends of their home-and-away series with the Tsunamis, including an 11-8, ten-inning loss, followed by a pair of losses to the Otters, dropping their record to 13-11.

The Beefers then rebounded, winning eight in a row to climb to 21-11, ten games over .500 and what looked like an unbeatable record. But the Beefs knew better than to count out Dave Larson's always dangerous Taz Devils.

The Taz Devils got off to a sluggish 8-8 start but began to roll with six straight wins against the Otters, including a four-game sweep at the Devil Dome and a two-game sweep of their home-and-away series.

After taking the opener of their home series against the Tsunamis, including a 6-5 12-inning win, the Asians ended the Tazzies win streak at nine games, giving the Devils a 16-8 record. After Devils righthander Tyler Glasnow and the relief staff beat the Asians 2-1 on a two-hitter, the Tsus rebounded with with a 5-4 win in the finale, lead by a two-run HR by Salvador Perez to drop the Asians to 16-10.

The Devils then rolled over the Whatevers, starting with a four-game sweep in Altamonte Springs and ending with a split in their home-and away series to climb to a 20-10 record. After splitting their home-and-away series versus the Asians, the Devils record stood at 22-12.

The Bovines, meanwhile, dropped both ends of their home-and-away series to the Whatevers, to fall to 21-13, one game behind the Devils.

For the second year in a row, the stage was set for a first half-ending shootout between the Devils and Beefers. Both teams had six games left, all against one another with the first half pennant on the line.



Zack Wheeler, Taz Devils

With four games at the Devil Dome, the Devils failed to take advantage of their home field advantage, dropping three of four to the Beefs to fall to 23-15, a game behind the Beefers, who now stood one game ahead at 24-14.

Needing to win both games of their home-and-away series against the Beefs, the Taz Devils prevailed with their pitching shutting down the Beefer offense to win the opener 4-2 at the Beefer Bowl behind Zack Wheeler and then riding a clutch performance by Gerritt Cole to clinch the first half with a 4-1 win in the finale at the Devil Dome.

Walt Taylor's Whatevers and Craig Dolan's Tsunamis both hovered around the .500 mark throughout the first half and never were able to climb much behind the .500 mark and stay in contention.

The Tsunamis got off to discouraging 1-7 start, all against the Beefers, and had to battle back throughout the first half, including a pair of five-game win streaks, to reach .500, ending up at 20-20.

The Whats stayed around .500 most of the first half, but lost five of their final eight games in the first half, two of them to the Otters, to finish 19-21.

Jonathan Stilwell's Otters, following a rebuilding path in the first half, took three of four from the Devils to open the season, but quickly fell out of contention, losing nine of their next 11 games and finishing in last place with a 12-28 record.

2022 Second Half: Otters climb from the cellar to capture the second half title

The second half race started out looking like a three-team race between the Beefers, Whatevers, and Tsunamis.

The Beefs, thwarted by the Devils by one game in the first half, started 9-3 to get underway and improving to 15-9 midway through the second half, building up what appeared to be a comfortable lead. The Beefs' fortunes, however, were about to change.

The Whatevers also came out of the gate with a rush. After dropping their opener 4-3 to the Otters, the Whats reeled off six straight wins before losing to the Beefers 8-5, giving them a 6-2 start. The Whats then took three of four from the Devils to improve to 9-3.

After dropping three of four to the Beefs to start the second half, the Tsunamis regained their footing, taking three of four from the Otters and then polishing off the Whats in three straight games to give them five straight wins and a 7-4 start. The Tsunamis pace slowed, however, as the Asians slumped in mid-season, losing eight of 13 games to drop into third place in the standings.

The Whatever's also slumped in mid-season, losing three of four in back-to-back series to the Beefers and Tsunamis, dropping them to 11-9.

With a 5-12 record to start the second half, the Otters appeared to be headed for their second straight half-season at the bottom of the standings. But their appearance was deceiving.

Things started to turn around for the Otters against the Tsunamis with Jacob deGrom winning 6-1 behind a pair of home runs by Kyle Tucker and round-trippers by Freddie Freeman and Mike Trout. That was followed by a five home run barrage in a 10-6 onslaught against the Asians, led by two more homers by Trout, along with long balls by Manny Machado, Yasmani Grandal, and Cedric Mullins.

After dropping a 6-1 decision to the Asians, the Otters then took three of four at the Beefer Bowl to improve to 10-14. They were still in last place, but they were playing decidedly better than their first half performance.



Manny Machado, Otters

The Otters then took both ends of their home-and-away series with the Beefs to draw closer to .500 at 12-14.

After a 17-3 romp in the opener of a four-game series at the Whatever's, the Otters slowed, losing the next two games against the Whats before Luis Garcia and J.T. Chargois combined for a 6-0 combined shutout to salvage a series split to improve the Otters record to 14-16 with ten games left on the second half schedule.

The Otters then rolled over the Taz Devils in four straight wins, giving up only six runs in the sweep, including a 3-0 combined shutout led by Chris Flexen and a 10-inning 3-2 victory settled by a home run by Kyle Tucker. The sweep lifted the Otters over .500 and into contention with a 18-16 mark.

The Otters resurgence continued with a sweep of their home-and-away series with the Devils with Jacob deGrom winning a 9-1 romp and Manny Machado stealing home to end a tense 4-3 decision, giving the Otters seven straight wins and a 20-16 record.

In the front end of the Otters home-and-away series against the Whatever's, Yasmani Grandal then hit a pair of homers to lead the Otters to a 9-4 triumph to make it eight wins in a row. The streak finally ended when the Whats ace closer Emmanuel Clase held onto a late one-run lead to nail down a 4-3 Whatever win in the second game. The Otters, however, with a 21-17 record, had climbed to the top of the standings.

The Furrries then completed their remarkable surge by capturing a pair of tense 10-inning games by identical 4-3 scores over the Tsunamis, with reliever J.T. Chargois picking up the decision in both games. The home-and-away sweep gave the Otters a 23-17 record for the second half, two games in front of the rest of the league.

Altogether, the Otters won 18 of their final 23 games to move from last place to first place, the most unlikely come-from-behind half-season win in league history.

The Whatever's and Tsunamis, who battled with the Otters throughout the final stages of the second half, fell just short with both finishing tied for second with identical 21-19 records. The Beefers, who looked like front-runners midway through the half, nose-dived in the standings, losing 13 of their final 16 games to finish fourth in the standings at 18-22.

The Taz Devils, who suffered through Dave Larson's passing halfway through the second half, never got going. The Tazzies were 7-9 before Dave was lost and failed to generate much offense for the rest of the half, going 10-14 under veteran OAPBA manager Marc Bostrom and finishing with a 17-23 mark in last place in the second half.

2022 World Series

Otters roll over Taz Devils in five games

Otters pitching leads the way; Lourdes Gurriel homers in final two games to pace offense

The 2022 World Series was the icing on the cake for the 2022 Otters.

After rolling over the rest of the league to win the second half, the Otters continued their memorable run, winning the first two games of the World Series and, after losing Game Three, taking the final two games, finishing with a 4-1 four-hitter to clinch the '22 title. It was a competitive World Series with three of the games decided by one run.

The '22 World Series required yet a third changes of managers for the Taz Devils., After Marc Bostrom, who managed the Devils after Dave Larson's passing, was unable to participate in the Series, Frank Fumai, who had earlier agreed to take over the team in 2023, had to take the reins of the franchise earlier than expected, and guide them into what had turned into the Winter Classic (played in December).

The Otters pitching was the difference in their Series victory. Otter ace Jacob deGrom combined with Andrew Chafin and J.T. Chargois to fire a 5-1 one-hitter in Game Two, striking out 13, a new OAPBA World Series record. Reliever Jonathan Loaisiga saved the other three Otters wins. Altogether, the Otter bullpen only gave up three runs in 13 innings.

The Tazzies starters gave up 17 runs in the five games, too many runs allowed to overcome a poor offensive showing by the Devils, who hit only a paltry .138 in the Series. The Otters outscored the Devils 21-12 and outhit them 28-24. The Devils outhomered the Otters 6-5, but all six Devils home runs came with no one on base.

Lourdes Gurriel, led the Otters with pair of home runs in the final two games and also hit a pair of doubles and was named the Series MVP. Otters CF **Cedric Mullins**, SS **Corey Seager** and RF **Kyle Tucker** also performed well on offense in the Otters triumph. For the Devils, For the Devils, **Kyle Schwarber** hit a pair of home runs and Starling Marte stole six bases while hitting .294 with five of the Devils 21 total hits for the Series.

The Otters pitching was the primary difference maker.

Game 1 Otters 4, Taz Devils 3 *Otters come from behind late to nail down Series opener*

In the Series opener, at the Devil Dome, the Otters came from behind late in the game to win 4-3.

Taz 1b Paul Goldschmidt homered in the first inning to give the hometown Taz fans something to cheer about. In the third, Otters C Yasmani Grandal scored on an RBI single by Cory Seager to tie the game at 1-1. A solo homer from Devils DH Kyle Schwarber and an RBI single by Jose Altuve put the Devils ahead 3-1 after five innings.

In the top of the seventh, Otter Mike Trout singled, followed by a Kye Tucker double. Manny Machado then hit a sac fly to cut the Devils lead to 3-2, Then Otter 2b Jake Cronenworth and C Yasmani Grandal each drove in runs to put the Otters out in front 4-3.. Both bullpens shut down their opponents the rest of the way with Jonathan Loaisiga nailing down the Series-opening win for the Otters.

Otters 4-7-0 W-Richard Rodriguez 1-0. Sv Jonathan Loaisiga #1.
Devils 3-6-0 L- Adam Wainwright 0-1. HR Paul Goldschmidt #1, Kyle Schwarber #1.



5-

Jonathan Stillwell has won league championships in each of the even-numbered years since 2018. Their '22 win was the fourth league title for Jonathan's Otters



Jacob deGrom came close to no-hitting the Devils in Game Two, allowing only one hit and fanning 13 Devils batters.

Game 2 Otters 5, Taz Devils 1 *Otters ace Jacob deGrom allows only one hit over eight innings*

Otter Ronald Acuña opened the scoring with a solo HR in the second inning. The Otters increased their lead to 3-0 in the next inning when Cedric Mullins hit a two-run triple. In the fifth, Corey Seager doubled home a run and Acuña made it 5-0 with a sacrifice fly.

Meanwhile, Otter ace Jacob deGrom was at his best against the Devils. deGrom had a perfect game going until two outs in the sixth, when Tazzie catcher J.T. Realmuto doubled to break up the no-hitter, which turned out to be the only base runner deGrom allowed through eight innings while striking out 13 batters.

In the ninth, the Tazzies broke up the shutout, scoring off Otter reliever Andrew Chafin without a hit while stringing together a hit batsman, a fielder's choice, a stolen base and an error, to bring in an unearned run. The stolen base leading to the run scored was the third of six in the series by Taz CF Starling Marte.

Otters 5-7-1 W-Jacob deGrom 1-0. HR Ronald Acuña #1.
Devils 1-1-1 L- Lance Lynn.

Game 3 Taz Devils 4, Otters 3 *Tazzies build early 4-0 lead, hang on for first win in '22 Fall Classic*

The series now moved to Oshkosh home of the Otters with Zack Wheeler going for the Devils and Jose Berrios for the Furries.

The Devils picked on Berrios in the second inning, pushing over four runs. Taz SS Rafael Devers led off with a HR. Randy Arozarena walked, Kyle Schwarber singled and Xander Bogaerts doubled. Combined with an error by Otters SS Corey Seager, four runs crossed the plate to give the Taza 4-0 lead.

The Otters found it tough to score on starter Zack Wheeler. Lourdes Gurriel doubled home Tucker in the fourth to cut the lead to 4-1. The Otters loaded the bases in the sixth but failed to bring anyone home. A Kyle Tucker double in the seventh brought home two runs to cut the Taz lead to 4-3, but the comeback stalled at that point to give the Devils their first win in the Series.

Devils 4-5-0 W-Zack Wheeler 1-0. Sv Liam Hendriks.. HR Rafael Devers #1.
Otters 3-8-1 L- Jose Berrios 0-1.

Game 4 Otters 4, Taz Devils 3 *Cedric Mullins homer in 8th inning propels Otters to 3-1 series lead*

The Tazzies got off to a positive start when Paul Goldschmidt hit his second HR of the Series in the first, off Danny Duffy, to give the Devils an early lead. But the Otters responded quickly with Lourdes Gurriel smacking a two-run homer and Corey Seager tripling home Cedric Mullins to make it 3-1 in favor of the Otters.

Otters starter Duffy, the only lefty starter of the Series, cruised for six innings, but left the game in the seventh inning having faced his maximum number of batters. The next two Devils batters then teed off on Otter reliever Andrew Chafin with Kyle Schwarber and Xander Bogaerts going back-to-back with home runs to deadlock the game at 3-3.

In the bottom of the eighth, Mullins took Devils reliever Kendall Graveman deep to put the Otters in front 4-3. Jonathan Loaisiga closed down the Devils in the top of the ninth held on for his second save of the Series.

Devils 3-5-2 L- Kendall Graveman 0-1. HR Kyle Schwarber #2, Paul Goldschmidt #2, Xander Bogaerts #1.
Otters 4-4-0 W- J. Chargois 1-0. Sv Jonathan Loaisiga #2. HR Lourdes Gurriel #1, Cedric Mullins #1.

Game 5 Otters 4, Taz Devils 1 *Homers by Lourdes Gurriel, Manny Machado lift Otters to 2022 championship*



Jonathan Loaisiga saved three games for the Otters in the '22 World Series.

Devils speedster Starling Marte, who ran wild on the basepaths for the Devils in the Series, got the Tazzies going early with a single, a stolen base, his sixth of the Series, and then scoring to put the Devils in front 1-0 against Otters starter Luis Garcia.

In the third, Otters LF Lourdes Gurriel homered off Devils starter Adam Wainwright to tie the game at one apiece. Corey Seager followed with a double and scored on a Kyle Tucker base hit to put the Otters in front 2-1. Manny Machado then homered off Wainwright to put the Otters out in front 4-1.

Luis Garcia, meanwhile, struggled through the first four innings, allowing nine base runners, including five walks. After Garcia walked Marte to start the fifth, Otters manager Jonathan Stillwell pulled the plug and went to the bullpen, stabilizing the pitching for the Furries and keeping the Devils scoreless the rest of the way.

The Devils threatened in the sixth, but left runners on second and third, but failed to score. Both bullpens held tough for a quiet ending to the series.

Devils 1-4-0 L- Adam Wainwright 0-2.
Otters 4-5-0 W- Chad Green 1-0. Sv Jonathan Loaisiga #3. HR Lourdes Gurriel #2, Manny Machado #1.

Otters 2022 World Series
Manager: Jonathan Stilwell
Otters 4, Taz Devils 1

Player	Avg	OBP	G	AB	R	H	2B	3B	HR	RBI	BB	K	SB-CS	Sac	SF	HBP	DP	E
Yasmani Grandal c	.250	.294	5	16	4	4	1	0	0	1	1	2	0-0	0	0	0	1	0
Freddie Freeman 1b	.053	.100	5	19	0	1	0	0	0	0	1	4	0-0	0	0	0	0	0
Jake Cronenworth 2b	.100	.250	5	10	3	1	0	0	0	0	1	1	0-0	0	0	0	0	0
Corey Seager ss	.211	.250	5	19	1	4	2	1	0	3	1	3	0-0	0	0	0	0	1
Manny Machado 3b	.111	.111	5	18	1	2	0	0	1	1	0	4	0-0	0	0	0	0	0
Lourdes Gurriel lf	.375	.444	5	16	2	6	1	0	2	5	2	3	0-0	0	0	0	0	0
Cedric Mullins cf	.316	.350	5	19	4	6	0	1	1	4	1	5	1-0	0	0	0	0	0
Kyle Tucker rf	.235	.316	5	17	3	4	2	0	0	3	2	4	2-0	0	0	0	0	0
Ronald Acuña dh	.077	.143	4	13	1	1	0	0	1	2	1	4	0-0	0	0	0	0	0
Mike Trout dh	.250	.250	1	4	1	1	0	0	0	0	0	2	0-0	0	0	0	0	0
Trea Turner 2b	.143	.143	3	7	1	1	0	0	0	1	0	4	0-0	0	0	0	0	1
Luis Robert of	.000	.000	1	2	0	0	0	0	0	0	0	0	0-0	0	0	0	0	0
Sean Murphy c	∞	∞	1	0	0	0	0	0	0	0	0	0	0-0	0	0	0	0	0
Team	.194	.246	5	160	21	31	6	2	5	21	11	36	3-0	0	0	0	2	2

Pitcher	W-L	ERA	G	GS	CG	Sh	Sv	IP	H	R-ER	HR	BB	SO	HB	WP
Jacob deGrom	1-0	0.00	1	1	0	0	0	8.0	1	0-0	0	0	13	0	0
Danny Duffy	0-0	1.35	1	1	0	0	0	6.7	2	1-1	1	2	7	0	0
Luis Garcia	0-0	2.25	1	1	0	0	0	4.0	2	1-1	0	5	2	1	0
Chris Flexen	0-0	5.40	1	1	0	0	0	5.0	6	3-3	2	3	1	0	0
Jose Berrios	0-1	3.86	1	1	0	0	0	7.0	6	3-3	1	1	6	0	0
Starters	1-1	2.35	5	5	0	0	0	30.7	17	8-8	4	11	29	1	0
J.T. Chargois	1-0	0.00	3	0	0	0	0	2.7	1	0-0	0	0	1	1	0
Richard Rodriguez	1-0	0.00	2	0	0	0	0	2.7	0	0-0	0	1	4	0	0
Chad Green	1-0	0.00	2	0	0	0	0	1.7	0	0-0	0	3	2	0	0
Jonathan Loaisiga	0-0	0.00	3	0	0	0	3	3.0	0	0-0	0	2	5	1	0
Dylan Floro	0-0	0.00	2	0	0	0	0	2.7	1	0-0	0	0	1	0	0
Andrew Charin	0-0	26.87	2	0	0	0	0	0.7	2	3-2	2	0	0	0	0
Relievers	3-0	1.35	14	0	0	0	3	13.3	4	3-2	2	6	13	2	0
Team	4-1	2.04	19	5	0	0	3	44.0	21	11-10	6	17	42	3	0

Taz Devils 2022 World Series
Manager Frank Fumai
Taz Devils 1, Otters 4

Player	Avg	OBP	G	AB	R	H	2B	3B	HR	RBI	BB	K	SB-CS	Sac	SF	HBP	DP	E
J.T. Realmuto c	.067	.176	5	15	0	1	1	0	0	0	1	4	0-0	0	0	1	0	0
Paul Goldschmidt 1b	.176	.300	5	17	2	3	1	0	2	2	3	3	0-0	0	0	0	0	0
Jose Altuve 2b	.100	.143	5	20	0	2	0	0	0	1	0	4	0-0	0	0	1	1	0
Xander Bogaerts ss	.176	.263	5	17	2	3	2	0	1	1	1	5	0-0	0	0	1	1	1
Rafael Devers 3b	.222	.300	5	18	1	4	0	0	1	1	2	7	0-0	0	0	0	0	1
Randy Arozarena lf	.000	.211	5	15	1	0	0	0	0	0	4	5	0-0	0	0	0	1	0
Starling Marte cf	.294	.350	5	17	2	5	1	0	0	1	2	3	6-0	0	1	0	0	0
Aaron Judge rf	.000	.190	5	17	0	0	0	0	0	0	4	3	0-0	0	0	0	1	0
Kyle Schwarber dh	.188	.381	5	16	3	3	0	0	2	2	5	3	0-0	0	0	0	0	0

Mookie Betts of	.000	1.000	1	0	0	0	0	0	0	0	1	0	0-0	0	0	0	0	0
Team	.138	.263	5	152	11	21	5	0	6	8	23	37	6-0	0	1	3	4	3

Pitchers	W-L	ERA	G	GS	CG	Sh	Sv	IP	H	R-ER	HR	BB	SO	HB	WP
Zack Wheeler	1-0	4.50	1	1	0	0	0	6.0	5	3-3	0	5	4	0	0
Gerritt Cole	0-0	4.50	1	1	0	0	0	6.0	6	3-3	1	1	2	6	0
Adam Wainwright	0-1	4.73	2	2	0	0	0	13.3	9	7-7	2	1	6	0	0
Lance Lynn	0-1	6.79	1	1	0	0	0	5.3	6	5-4	1	3	5	0	0
Starters	1-2	5.00	5	5	0	0	0	41.0	35	20-19	4	13	29	0	0

Pitcher	W-L	ERA	G	GS	CG	Sh	Sv	IP	H	R-ER	HR	BB	SO	HB	WP
Garrett Whitlock	0-0	0.00	1	0	0	0	0	1.7	2	0-0	0	0	2	0	0
Drew Steckenrider	0-0	0.00	3	0	0	0	0	3.3	2	0-0	0	0	1	0	0
Tyler Matzek	0-0	0.00	1	0	0	0	0	1.7	1	0-0	0	0	0	0	0
Liam Hendricks	0-0	0.00	1	0	0	0	1	1.3	0	0-0	0	0	3	0	0
Kendall Graveman	0-2	7.73	2	0	0	0	0	2.3	3	2-2	1	2	2	0	0
Relievers	0-2	1.74	13	0	0	0	1	10.3	8	2-2	0	2	8	0	0

Team	1-4	4.17	13	5	0	0	1	41.0	35	20-19	5	13	29	0	0
-------------	------------	-------------	-----------	----------	----------	----------	----------	-------------	-----------	--------------	----------	-----------	-----------	----------	----------

Balk: Wainwright

2022 OAPBA All Star team

The 2022 OAPBA All Star team featured two repeat players from the '21 All-Star team and the first second-generation All Star in OAPBA history.

Juan Soto of the Tsunamis, the league's All-Star LF in 2021, moved to RF in 2022 and was OAPBA's Most Valuable Player. Joining Soto as a repeat All-Star was Beefer SS **Fernando Tatis, Jr.**, the league's All-Star SS for the second consecutive season.

Whatever 3b **Vlad Guerrero, Jr.** became the first second-generation player to be selected on the All-Star team. Guerrero, Jr.'s father, Vlad Guerrero, Sr., was on the 2003 OAPBA All-Star team.

Guerrero was one of four Whatever to earn All-Star honors. The other Whats on the team included league HR champ **Shohei Ohtani**, who did double duty as an outstanding starting pitcher, base-stealing ace 2b **Whit Merrifield** and power-hitting LF **Yordan Alvarez**.

Beefer righthander **Max Scherzer**, the Cy Young winner, earned All-Star honors for the second time in his long OAPBA career. Scherzer previously was on the All-Star team in 2017. Joining Scherzer was first-time All-Star **Andrew Kitteridge**, who only allowed one run all season long.

Hard-hitting Otters C **Yasmani Grandal** and first-round draft pick CF **Cedric Mullins**, both of whom were instrumental in the Otters 2022 championship season, were first-time All-Stars.

A trio of Whatever captured All-Star honors to the All Star team included league HR champ **Shohei Ohtani**, who also performed well as a starting pitcher, base-stealing ace 2b **Whit Merrifield** and power-hitting LF **Yordan Alvarez**.

Tsunami **Jared Walsh** just edged long-time Whatever great Joey Votto for All-Star honors at first base.



What 3b Vlad Guerrero, Jr. led the league with 59 RBIs and became the first second-generation All Star.



What DH Shohei Ohtani led the league with 22 HRs and also was 4-3, 3.57 as a starting pitcher.



Ol' Blue Eye, Beefer ace **Max Scherzer**, earned his second Cy Young award in 2022.



All-Star 2b **Whit Merrifield** of the Whatever was 35-2 on stolen base attempts in 2022.



Whatever LF **Yordan Alvarez** hit .271 and blasted 17 homers, while driving in 42 runs for the Whats.

2022 OAPBA All-Star Team

Players	Avg	OB	G	AB	R	H	2B	3B	HR	RBI	BB	K	SB-CS	Sac	SF	HBP	E
C Yasmani Grandal, Otters	.227	.368	46	141	28	32	5	0	15	34	31	36	0-0	0	1	1	3
1B Jared Walsh, Tsunamis	.290	.358	70	245	42	71	11	3	14	38	26	92	0-1	1	0	0	3
2B Whit Merrifield, What	.248	.268	74	.319	44	79	26	1	1	12	7	62	35-2	2	0	2	9
SS Fernando Tatis, Beefers	.238	.306	62	235	34	56	14	0	17	43	23	72	14-3	0	0	0	4
3B Vlad Guerrero, Jr., What	.251	.323	80	311	43	78	20	0	20	59	30	54	0-0	0	0	3	15
LF Yordan Alvarez, What	.271	.336	69	236	34	64	21	0	17	42	23	54	0-0	0	2	1	5
CF Cedric Mullins, Otters	.278	.340	77	291	51	81	21	3	20	51	25	36	10-2	0	0	2	1
RF Juan Soto, Tsunamis	.276	.402	75	283	61	78	10	1	17	38	62	56	1-2	0	3	0	3
DH Shohei Ohtani, What	.220	.347	77	295	51	65	16	4	22	51	57	116	19-7	0	1	1	0
Pitchers	W-L	ERA	G	GS	CG	Sh	Sv	IP	H	R-ER	HR	BB	SO	HB	WP		
SP Max Scherzer, Beefers	6-2	2.38	14	14	0	0	0	94.7	69	27-25	10	35	104	3	0		
RP Andrew Kitteridge, Beefers	4-1	0.30	26	0	0	0	6	30.3	9	2-1	1	14	22	0	0		



Hard-hitting Otters C **Yasmani Grandal** slammed 15 HR and drove in 34 runs in his inaugural All-Star season.



Beefers SS **Fernando Tatis, Jr.** made the All-Stars for the second straight season. Tatis has hit 42 home runs for the Beefs over the past two years



The top pick in the draft, Whatever **Shohei Ohtani** was picked DH on the All-Star team. Ohtani was a dual threat and hit 22 HR to lead the league and 4-3, 3.57 as a starting pitcher.



Tsu 1b **Jared Walsh** hit .290 and drove in 38 runs as a first-time All Star.



Beefers relief ace **Andrew Kitteridge** allowed only one run in 30 innings, a two-run HR by Juan Soto in the first half.

OAPBA 2022 individual team reports

Taz Devils, 42-38, .535, tied for cumulative first place with Beefers.

First half 25-15, .625, + 1 game. Second half 17-23, .425, - 6 games.



Dave Larson prevailed in the first half, winning final two games, both against the Beefers to capture the first half by one game.

The Tazzies '22 season was marked by joy, capturing the first half with a rousing finish, and sorrow, with the loss of manager Dave Larson on September 17, when the team was in the early stages of the second half.

In the first half, the Devils got off to a mediocre 6-8 start, but then exploded, winning 10 in a row, starting with two wins in the back end of their series with the Tsunamis, six straight wins over the Otters and two more wins over the Tsunamis before they lost 6-1 (insert, home v Tsu). At 16-8, the Devils were riding high. After dropping the final two games of their home series against the Tsunamis, the Devils rebounded to sweep the Whatever's to put them at 20-10 and into a tight battle with the Beefers.

The Tazzies pace then slowed, losing five of eight, to make their record 23-15 with a home-and-away series vs. the Beefs remaining. The Devils won both games, 4-2 behind Zack Wheeler and 2-1 behind Gerritt Cole, to give them a come-from-behind first half title win, one game ahead of the Beefers.

The Devils got off to a slow start in the second half, going 7-9 over the first sixteen games, with the offense failing to equal their first half output. After Dave's passing, former Road Warriors manager Marc Bostrom stepped in to compete the Taz Devils second half. Marc experienced the same offensive shortcomings Dave had experienced in the early going of the second half and the team wound up going 17-23 to finish in the second half cellar.

With the regular season complete, the reins of the team were handed off to Frank Fumai, Hollywood, FL, who had stepped up to take over the team in 2023. Fumai, however, found himself in charge earlier than expected, guiding the team in the 2023 OAPBA World Series.

The Devils relied on their pitching to carry them to their first half title. For the season, the Devils combined starters ERA of 4.29 and relief corps ERA was 2.87

The Devils offense was last in the league with a .225 batting average and the fewest homers in the league at 96 longballs. LF **Michael Brantley** almost won the batting title at .326, but fell short of the number of at bats required to qualify. 3b **Rafael Devers** (.206) led the Devils with 14 HRs. LF **Randy Arozarena** (.287, 22 HR) hit well, but big-name starters counted on for offensive success fell short with **Paul Goldschmidt** (.238, 13 HR), 29 HR), Jose Altuve (.166, 10 HR, 24 RBI. RF **Aaron Judge** (.221) struggled mightily in the second half and hit only 12 HRs, but led the team with 37 RBIs.

Gerritt Cole ((8-6, 4.31) led the league in wins and was the ace of the Devils staff for the second straight year. **Tyler Glasnow** was 4-0 in seven starts while **Zack Wheeler** (4-5, 4.18), **Lance Lynn** (4-7, 4.10) and ageless **Adam Wainwright** (5-9, 5.29) rounded out the rotation.

Closer **Liam Hendriks** tied for the OAPBA lead with 11 saves, his third straight season as saves leader.

Beefers 42-38, .525, tied for cumulative first place with Taz Devils

First half 23-17, - 1 game. Second half 18-22, .450, -5 games.

The '22 season was a disappointment for the Beefers, who narrowly missed the first half title and, after a comfortable mid-half lead, fell apart to finish fourth in the second half.

The Beefs got off to a 9-4 start in the first half and later in the half had an eight-game win streak. With a 21-13 record going into their final six games of the first half, the Beefs were only one game behind the Taz Devils, who were 22-12 going into their final six contests. After taking three of four at the Devil Dome, the Beefs were 24-15 and needing only one more win to nail down the first half title.

The Tazzies prevailed, however, with Zack Wheeler beating the Beefs 4-2 at the Devil Dome to tie for first place and then clinching the first half with a 2-1 win by Gerritt Cole.

The Beefers got off to a great 15-9 start in the second half, but it was all downhill from there. The Beefs fell totally apart, losing 13 of their final 16 games and outscored 96-54 by their opponents as the Bovine's pitching fell apart down the stretch. The Beefs just



Rod Caborn won his second OAPBA championship in 31 years in OAPBA.

did escape the cellar, even after losing their final five games in a row, finishing the half at 18-22, only a game ahead of the last place Taz Devils.

The Beefs were home-run dependent in 2022, blasting 125 HRs. RF Bryce Harper had another outstanding season, hitting .307 with 20 HR and 40 RBIs. 2b Marcus Semien also hit 20 HR and led the team with 57 RBIs, but struck out 87 times. SS Fernando Tatis, Jr. (.238, 17 HR, 43) made the All-Star team for the second straight season. OF Alex Verdugo hit a solid .290. 3b Jose Ramirez, the league MVP in 2021, slumped badly, hitting only .172, but still knocked in 41 runs.

The pitching for the Beefs was led by Cy Young winner Max Scherzer (6-2, 2.38) had another outstanding season. Righty Chris Bassitt (7-3, 3.04) also stood out. In the bullpen, Andrew Kitteridge was terrific, allowing only a lone run in 30+ innings while Cole Sulser had a 1.91 ERA in 28 appearances.

Tsunamis 41-39, .513, - 1 game. First half 20-20, .500, - 5 games. Second half 21-19, .525, - 2 games.



Craig Dolan Tsunamis fell behind early but were able to battle their way back into contention in both halves. The Asians finished 41-39 for the season.

Craig Dolan's Tsunamis came close to returning to the Series for a second straight year. With a little luck, the Asians could have won either half.

The Asians opened the first half with eight games against the Beefers, but got off to a miserable start, dropping seven of the eight games, knocking them far down in the standings in the early going. The Tsunamis plugged away, however, taking three of four from the Whats and splitting their next two series finally clawing their way to 13-13 midway in the first half. Exhausted by their efforts to get back to .500, the Tsunamis were not able to make up any more ground, going -7-7 the rest of the way to finish at .500 for the first half, quite an achievement considering their miserable start.

The Beefers once again dampened the Asians hopes in the early going of the second half, taking three of four in the Tsunamis first series. The Tsus quickly turned things around, taking three of four from the Otters and Whatever's in back-to-back series to improve to 7-5. After splitting their next six games, all against the Beefs, the Tsu's record was 10-8, but they lost seven of their next twelve games to fall back to .500, at 12-12. Still in the hunt, the Tsunamis won seven of their next 10 games to battle their way into contention at 19-15, but then disaster struck with three straight losses; a 3-1 loss to the Whats and two 4-3, 10-inning losses to the surging Otters, dropping the Tsus to 19-19. The Asians wrapped up the half by sweeping the Whats 9-8 and 7-6 in their home-and-away series, to finish 21-19, two games behind the Otters.

The Tsunami offense featured MVP Juan Soto (.276, 17 HR, 38 RBIs, .402 OBP), All-Star 1b Jared Walsh (.14 HR, 38 RBIs) and C Salvador Perez, who hit only .196, but slammed 20 homers while driving in 34 runs. The Asians bench was strong, as well, with Nick Madrigal (.346), Luis Arraez (.321) and OF Teoscar Hernandez (.310) all providing offense late in games. Speedster Brett Phillips, used in pinch-running situations, swiped 29 bases and was caught only twice.

The Tsunami starting corps had four starters with four or more wins including Wily Peralta (6-1, 3.68 in only nine starts), Robbie Ray (5-1, after being acquired from the Beefs at mid-season), Corbin Burnes (4-5, 3.68) and Max Fried (4-6, 4.20). A deep bullpen, led by Casey Sadler (6-2, 1.74) combined for 18 wins.

Whatever's 40-40, .500, - 2 games.

First half 19-21, .475, - 6 games. Second half 21-19, .525, - 2 games.



Walt Taylor's Whatever's were in the thick of the second half race and fell only two games short of winning the second half title.

The Whatever's returned to contention in 2022, finishing at 40-40, .500 and coming close to winning the second half.

The '22 season got off to a positive start for the Whats, winning five of their first eight games, including three wins in four games over the Beefers. After losing three of four to the Tsunamis to drop to 6-6, the Whats rebounded with three wins in four games over the slumping Otters, putting their record at 9-7. Then the bottom then fell out, with the Whats losing four in a row to the Beefers, three of the losses in extra innings, dropping the Whats to 9-11 at the halfway point. They climbed back to .500 with three wins in four games against the Otters, but then suffered another sweep, at the hands of the Devils, falling out of the pennant chase with a 12-16 record. The Whatever's won seven of their final 12 games, but finished just below .500 at 19-21 to finish six games behind the Taz Devils in the first half.

In the second half, the Whatever's came within an eyelash of the title.

The Whats charged out of the gate by going 3-1 against the Otters, Beefers, and Taz Devils, all on the road, to start 9-3. After giving some of it back in their next two

series, losing three of four to both the Tsunamis and Beefers, the Whats were 11-9 at the half. The Whats swept their home-and-away series with the Beefs to improve to 13-9 to again lift themselves into the thick of the race, but once again encountered trouble, losing three of four to the Taz Devils and then splitting with the Tsunamis to drop to 16-14. Then they swept their home-and-away series with the Devils to improve to 18-14. With their next six games, all against the surprising Otters, the Whaters had a opportunity to seize the lead, but could not gain on the Otters, splitting the six games. With two games remaining and a 21-17 record, the Whats were still in contention.

With the pennant within their reach by winning both ends of their home-and-away series versus the Tsunamis, the Whats lost both games in agonizing fashion. They lost a 9-8 decision at the Asians resulting from a ninth inning error by Vlad Guerrero, Jr. and, in the final, Tsu 1b Brandon Belt hit a ninth inning HR off reliever Brett Martin to beat the Whats 7-6.

The combo of All-Stars **Shohei Ohtani** (league high 22 HRs), **Vlad Guerrero, Jr.** (.251, 20 HR, league-leading 59 RBIs) and LF **Yordan Alvarez** (.271, 17 HR, 42 RBIs) gave the Whats a potent one-two-three punch in the middle of their batting order. 2b **Whit Merrifield** made the All-Star team and was 35-2 on steal attempts. SS **Isiah Kiner-Falefa** also showed speed, stealing 21 sacks. C **Will Smith** added power to the lineup with 11 HRs.

The Whats relied on starters **Brandon Woodruff** (7-5, 4.83) and **Walker Buehler** (6-5, 4.78) but the real star of the staff was **Alek Manoah** (5-1, 2.84). **Shohei Ohtani** (4-3, 3.57) and **Lance McCullers, Jr.** 4-3, 4.45) also showed well. The Whats also had a strong bullpen, led by Closer **Emmanuel Clase** just missed All-Star honors and was 3-4, 2.92 and tied for the league lead in saves with 13. Reliever **Adam Cimber** also excelled with a 2.44 ERA in 34 appearances and **Jordan Romano** (31 games, 2.51) and **Scott Barlow** (4-1, 2.62) also had fine seasons.

Otters 35-45,- 7 games.

1st half 12-28, .300, - 10 games. 2nd half 23-17, .575, + 2 games.

The Otters story in 2022 was remarkable. They finished in the cellar in the first half with a 12-28 record and, after getting off to a poor start in the second half, they exploded to climb from last place to the top spot in the standings and win the second half title by two games, over the

The Otters started off on a positive start in the first half, taking three of four from the Devils to get the half underway. Then things went south quickly, with the Otters losing eleven of their next 13 games to fall to 4-14. Things didn't get any better as the Otters continued to lose, dropping eight in a row near the end of the half, ending in last place with a disappointing 12-28 record.

The second half started off as a carbon copy of the first half, with the Otters losing twelve of their first 17 games. Then things reversed themselves in remarkable fashion.

The Otters won eight of their next 12 games to improve to 13-16. Then they reeled off eight straight wins, including back-to-back shutout wins over the Whats and Devils, to climb to 21-16. After losing the back end of their home-and-away series with the Whats, the Otters were 21-17 with two critical games remaining against the Tsunamis, who were 19-19.

The Otters were unstoppable in the final series, winning both games by an identical 4-3 score, both in 10 innings. In the first game, the Tsunamis took a 3-2 lead in the 10th, only to see the Otters fight back with two runs in the bottom of the inning, winning on an RBI single by Luis Robert. In the finale, Asians C Salvador Perez homered in the ninth inning to tie the game at 3-3. The Otters won the game in the 10th when SS Corey Seager singled and scored on an RBI double by Ronald Acuña.

First round draft pick **Cedric Mullins** paid off big for the Otters, hitting .278 with 20 HRs and 51 RBIs. Longtime first sacker **Freddie Freeman** hit .234 with 16 HRs and 35 RBIs and All-Star C **Yasmani Grandal** delivered several clutch hits while hitting .227 with 15 HRs and 34 RBIs. RF **Kyle Tucker** (12 HRs) and part-timer OF **Ronald Acuña** (10 HR) also provided power in the Otter lineup. CF great **Mike Trout** was only available part-time, but his .413 hitting in the second half was instrumental in the Otters drive to first place.

The second half performance of **Jacob deGrom** (6-0) was the springboard for the Otters second half success. **Chris Flexen** (6-6, 4.14) proved to be a pleasant surprise. The real strength of the Otters pitching was their bullpen, led by **Richard Rodriguez** (1.34), **J.T. Chargois** (2.60) and **Jonathan Loaisiga** (2.77, seven saves). **Dylan Floro** (32 appearances 3.20) was another reliable reliever for the Otters.



Jonathan Stillwell's Otters rebuilding plans for 2022 worked out well beyond his wildest dreams, capturing his four league championship.

2022 OAPBA Notes



The Beefers and Taz Devils launched the 2022 regular season on **Saturday, Feb. 13**. The **regular season ended on December 1**, with the Otters taking both ends of their home-and-away series from the Tsunamis to win the second half. The **World Series was completed on December 18**. The entire season took **309 days** to complete, the longest season, time-wise, in league history.

Otters pitching ace **Jacob deGrom** led OAPBA pitchers in W-L percentage for the third time in six years. deGrom was 6-2 in 2018, when the Otters won the league title by sweeping both halves. He was 7-1 plus a World Series win in 2020 (highlighted by the infamous Byron Buxton dropped ball in the seventh game) and was 6-0 in 2022, plus a classic one-hit win in '22 World Series.

Taz Devil P **Gerritt Cole (8-6)** was tops in the league with eight wins, the fewest wins to lead the league since 1992, when Metros (now Whatevers) reliever **Todd Frowirth** led OAPBA with an 8-2 record during a season that only ran 72 games.

Cole also led OAPBA in home runs allowed for the second straight season (23 in 2021 and 22 in 2022).

Reflective of the increased reliance on relievers, Devils RHP **Zack Wheeler** led the league with 103.1 innings pitched, the **fewest innings pitched for leaders since the league's inaugural season**, when Highlander RHP **Orel Hershiser** led OAPBA with 97.3 IP during a 60-game season.



Whatever 1b Joey Votto

Devils starter **Adam Wainwright** notched **62 BB**, the highest total in OAPBA since **C.J. Wilson** of the Turfbeaters walked 62 batters in 2013.

OAPBA said farewell in 2022 to two league greats, **Joey Votto** and **Yadier Molina**.

Votto finished his OAPBA career with a flourish, hitting .265, ranking second in OBP at .370, and slamming 20 home runs in his final season at 1b for the Whats. Votto spent his entire career with the Whatevers and was the league MVP in 2018, hitting .319 with a .447 BA. He twice led OAPBA in BB (54 BB in 2014 and 63 in 2018).

Joey Votto		BA	OBP	G	AB	R	H	2b	3b	HR	RBI	BB	K	SB-CS	SH	SF	HB	E
2009	Whatevers	.167	.219	50	60	4	10	3	0	2	10	1	13	0-4	0	0	0	1
2010	Whatevers	.265	.360	67	211	36	56	18	2	12	51	28	61	0-0	0	0	3	5
2011	Whatevers	.289	.358	70	218	35	63	10	1	20	50	22	51	7-6	0	1	2	3
2012	Whatevers	.290	.395	68	131	19	38	16	0	3	18	21	40	0-0	0	2	4	0
2013	Whatevers	.355	.452	56	203	40	72	23	1	15	48	35	42	0-2	0	0	1	2
2014	Whatevers	.252	.397	70	222	33	56	12	1	5	21	54	55	0-0	0	1	0	2
2015	Whatevers	.095	.240	8	21	0	2	0	0	0	0	4	9	0-0	0	0	0	0
2016	Whatevers	.195	.335	66	159	25	31	9	0	7	21	33	50	3-0	0	1	1	2
2017	Whatevers	.297	.417	73	229	40	68	13	0	14	39	46	44	1-0	0	1	2	5
2018	Whatevers	.319	.447	80	288	61	92	22	1	29	52	63	46	0-1	0	1	4	2
2019	Whatevers	.248	.341	52	149	14	37	8	0	3	10	18	32	1-0	0	0	3	1
2021	Whatevers	.196	.286	32	56	9	11	2	0	4	8	7	14	0-0	0	0	0	1
2022	Whatevers	.265	.370	64	204	33	54	5	0	20	32	32	51	0-0	0	0	2	3
Total		.275	.385	756	2151	349	590	141	6	134	360	364	508	12-13	0	8	22	27



Molina, who finished his 17-year career with the Whatevers, was distinguished by his defensive skills. He was the starting catcher for Joe Passiatore's powerhouse Platoon II teams that won six straight league titles from 2018-2023. His 30 career sac flies are the most in league history and he ranks tied for eighth in career sacrifice hits (25) and ninth on the all-time list for games played (915)

Yadier Molina		BA	OBP	G	AB	R	H	2b	3b	HR	RBI	BB	K	SB-CS	SH	SF	HB	E
2006	Platoon	.180	.243	46	128	10	23	5	1	3	10	10	16	0-1	1	1	1	7
2007	Platoon	.137	.261	47	102	7	14	2	0	1	5	11	18	0-0	2	0	6	1
2008	Platoon	.212	.272	48	104	5	22	3	0	0	6	9	17	0-2	0	1	0	0
2009	Platoon	.252	.292	65	202	23	51	9	0	3	27	11	12	0-6	1	2	1	4
2010	Platoon	.232	.297	73	224	16	52	3	0	3	24	18	32	1-1	1	1	3	4
2011	Platoon	.177	.263	67	192	14	34	11	0	1	18	20	31	2-0	1	11	3	1
2012	Platoon	.240	.285	59	167	12	40	12	0	5	18	11	14	0-0	0	1	0	2
2013	Platoon	.235	.312	68	234	35	55	6	1	7	21	23	25	2-5	1	0	3	3
2014	Turfbeaters	.281	.342	67	242	26	68	24	0	8	26	23	24	0-1	3	1	0	6
2015	Road War	.261	.299	41	134	6	35	7	0	1	14	7	17	0-0	3	2	1	0
2016	Road War	.165	.213	46	127	11	21	4	0	0	4	48	31	0-1	3	1	0	3
2017	Road War	.263	.289	64	228	16	60	19	0	2	29	8	30	0-0	0	2	1	0
2018	Whatever's	.203	.250	49	143	15	29	8	0	3	11	10	29	0-0	0	3	0	3
2019	Whatever's	.194	.237	40	124	11	24	6	0	6	13	7	19	0-0	1	0	0	1
2020	Whatever's	.223	.279	56	193	20	43	8	0	7	19	13	32	1-0	3	0	2	2
2021	Whatever's	.159	.200	40	107	8	17	0	0	4	10	1	14	0-0	3	2	5	2
2022	Whatever's	.221	.247	39	68	4	15	2	0	1	3	3	9	0-0	2	2	0	1
Total		.219	.274	915	2702	229	593	129	2	56	258	189	368	6-16	25	30	26	40

Otters CF **Cedric Mullins** recorded a five-hit game, driving in five runs in a 17-3 win over the Whatever's.

Special K: Taking advantage of baseball's free-swinging offensive philosophy, eleven OAPBA starting pitchers and nine relievers struck out more batters than innings pitched. No player was more involved in strikeouts than Whatever **Shohei Ohtani**, who fanned 116 times as a batter and struck out 73 batters as a starting pitcher for the Whats.

Batting average depression. Beefer **Bryce Harper** was only the second hitter in two seasons to reach the .300 mark, leading OAPBA with a .307 batting average.

Over the fence. The **Tsunamis won three games during which they hit five home runs**, all in the first half. **The Asians** twice beat the Whatever's with five HR games, winning 5-4 with five solo home runs along with a separate 9-2 win over the Whats. The Tsunamis also slammed five round-trippers against the Otters in an 11-3 win.

The Taz Devils were the only team in the league with a team pitching below 4.00. The Devils had a 3.86 team ERA and their starters (4.29) and relievers (2.87) were tops in both categories. Devils starters, however, led the league with 87 HRs allowed.

Speed on the bases. Four of the five teams in the league recorded SB percentages of 79% or higher, topped by the Otters, who were 49-6 on the bases (89%). The Beefs were the foot-draggers of the league (58-27) at 68%

Devils OF **Starling Marte's 40 SB** were the most in the league since 2013, when the Otters **Alcides Escobar** led the league with 43 SB. As good as Marte was (40-4 in SB, 91%), there were two OAPBA base-stealers whose SB percentage was even higher. Whatever 2b **Whit Merrifield** was 35-2 (95%) and Tsunami **Brett Phillips** was 29-2 (94%).



Devils OF Starling Marte

Beefer **Max Muncy** was the only pinch-hitter to hit two pinch-hit HRs in 2022. Muncy hit a solo PH blast off Tsunami reliever Ryan Thompson in an 8-4 loss and second solo PH HR off Devil reliever **Drew Steckenrider** in a 10-6 Beefer loss, the second PH HR coming on the back end of a back-to-back HR performance that started with **Carlos Correa**.

In a statistical anomaly, all five league teams had losing records at home and winning records on the road.

Tsunami CF **Byron Buxton** had two key game-winning HRs in the first half to give the Asians extra inning wins. Buxton hit a walk-off 3R HR in the 10th to beat the Beefers 10-8 and a game winning HR in the 12th to beat the Devils 5-4.

Southpaw **Robbie Ray**, dealt to the Tsunamis by the Beefs during the break, won five second-half games for the Asians, highlighted by a combined one-hit shutout with Collin McHugh to blank the Bovines 3-0.

2022 Batting Highlights

Game number is team's game number

Three home runs in one game

Gm	Batter	HR	Notes
20	Fernando Tatis, Jr., Beef	3	2R HRs off Urquidy, Chad Green, solo HR off Ruiz in 8-2 Beefer win

Two home runs in one game

Gm	Batter	HR	Notes
1	Kyle Schwarber, Beef	2	Two solo HRs off Gerrit Cole in 10-6 loss to Devils
2	Kyle Tucker, Otters	2	Both off Gerritt Cole in Otters 4-1 win over Devils
3	George Springer, What	2	PH solo HR in 8 th off Petit, GW solo HR in 11 th off Castillo in 4-3 w v Bfr
4	Vlad Guerrero, Jr., What	2	Grand slam HR , solo HR, 5 RBIs in 6-1 win v Beefers
7	Marcus Semien, Beef	2	2R HR, solo HR, both off Trevor Bauer in 12-6 win v Tsunamis
7	Joey Votto, What	2	2R HR, solo HRs (off Wainwright, Graveman) in 7-4 win over Devils
9	Fernando Tatis, Beef	2	2R HR off Wily Peralta, 2R HR off Michael Fulmer in 8-4 w v Tsunamis
8	Joey Votto, What	2	Two solo HRs off Devils Lance Lynn in 7-5 Whats win ; 2 nd 2HR game
9	Jared Walsh, Tsunamis	2	Two solo HRs in 5-4 win over Whats
10	Jared Walsh, Tsunamis	2	Two 2R HRs in 9-2 won v Whats; second game in a row with two HRs
10	Jesse Winker, Tsunamis	2	2R HR, solo HR in same game as Walsh 2HRs in 9-2 win v Whats
11	Max Muncy, Beef	2	Two 2R HRs off Trevor Bauer in 6-3 over Tsunamis
12	Vlad Guerrero, Jr., What	2	Two solo HRs in 7-4 win over Tsunamis; second 2HR game of 2022
13	Juan Soto, Tsunamis	2	Pair of home runs in 14-0 rout of Otters
13	Jorge Polanco, What	2	2R HR, solo HR in 7-6 (10) win v. Otters
15	Shohei Ohtani, What	2	2R HR, solo HR (front end of back to back HR) in 8-6 win v Otters
16	Joey Votto, What	2	2R HR, solo HR in 13-0 blowout win over Otters
19	Matt Olson, Beef	2	Solo HR off Jose Berrios, 2R HR off Andrew Chafin in 6-2 Beef win
22	Juan Soto, Tsu	2	Two 2R HRs to lead Asians to 5-3 win v Beefers, both off Julio Urias
30	Marcus Semien, Beef	2	Solo HRs off Giolito, Clase in 4-3, 11-inning win over Whats
32	Marcus Semien, Beef	2	Grand slam HR (Eovaldi), solo HR (Chafin) in 11-5 romp v Otters
32	Cedric Mullins, Otters	2	2R HR, solo HR, both off Joe Musgrove in 11-5 loss to Beefers
34	Joey Votto, What	2	Not enough as Otters 2 took 10-6 decision
37	George Springer, What	2	Led 7-2 win over Tsunamis
42	Bryce Harper, Beef	2	Both HRs off Gerrit Cole, Devils; drove in all three Beefer runs
53	Bryan Buxton, Tsu	2	2R HR off Musgrove, 2R HR off Petit in 9-6 Tsu win
56	Bryce Harper, Beef	2	2R HR off Brandon Woodruff, Solo HR Brett Martin, 8-5 win v What
58	Kyle Tucker, Otters	2	Sparked Otters to 6-1 win over Tsu
59	Mike Trout, Otters	2	Let Otters to five-HR barrage; 10-6 win v Tsu
64	Freddie Freeman, Ott	2	2R HR off Diego Castillo, 2R HR off Luetge in 13-2 win v Beef
71	Vlad Guerrero, Jr., What	2	HRs off Lance Lynn, Devin Williams, in 8-0 win over Devils
77	Yasmani Grandal, Ott	2	Paced Otters to 9-4 win over Whats
80	Salvador Perez Tsu	2	Pair of homers not enough; Otters won 4-3 (10) to clinch second half

5 or more RBI in one game

Gm	Batter	RBI	Notes
1	Corey Seager, Otters	5	Three doubles in 14-3 win over Devils
4	Vlad Guerrero, Jr., What	5	Grand slam HR, solo HR in 6-1 win over Beefers
20	Fernando, Tatis, Jr., Beef	7	Three 2R HRs, RBI double in 8-2 Beefer win
32	Marcus Semien, Beef	5	Grand slam HR, solo HR in 11-5 win v. Otters
67	Cedric Mullins, Otters	5	5-6 inc. triple, HR in 17-3 win over What

Grand slam home runs

Gm	Batter	Opp pitcher	Notes
2	Randy Arozarena, Devils	Raisel Iglesias, Beefers	11 th inning HR led Devils to 10-6 win
4	Vlad Guerrero, Jr., What	Carlos Rodon, Beefers	One of two HRs by Guerrero in 6-1 win v Beefs
26	Trea Turner, Otters	Cole Sulser, Beefers	Ninth inning blast carried Otters to 8-1 win
32	Marcus Semien, Beef	Nathan Eovaldi, Otters	Hit two HRS, five RBIs in 11-5 win over Otters
35	Brandon Lowe, Tsu	Brandon Woodruff, What	Lowe's HR scored all four Tsu runs in 4-3 win
55	Randy Arozarena, Devils	Julio Urias, Beef	Lifted Devils to 5-4 win

Back-to-back home runs

Gm	Batters	Notes
2	Yadier Molina (PH), Austin Slater, What	Kicked off three-run ninth inning to beat Beefs 5-2
12	Freddie Freeman, Ronald Acuña, Otters	Led Otters to 6-4 win against Tsunamis
15	Shohei Ohtani, Will Smith, What	Both off Josh Stoumont, Otters in Whatever 8-6 win
16	Cedric Mullins, Jake Cronenworth, Otters	Off Zack Wheeler, Devils; only Otter runs in 7-2

Back-to-back HRs, continued

<u>Gm</u>	<u>Batters</u>	<u>Notes</u>
26	Juan Soto, Jared Walsh, Tsu	Highlighted 11-3 home win v. Otters
33	Jose Altuve, Yan Gomes, Devils	Off Michel Fulmer, Tsu in 7-4 Devils win

Pinch hit home runs

<u>Gm</u>	<u>Batter</u>	<u>Opp pitcher</u>	<u>Notes</u>
1	Ozzie Albies, What	Richard Bleier, Bfr	2R HR in 9 th inning in 4-2 loss to Beefs
2	Yadier Molina, What	Andrw Kitteridges Bfr	Front end of back-to-back HRs in 9 th in 5-2 win v Beefs
3	Geo. Springer, What	Yusmeiro Petit, Beef	8 th inning HR in 4-3, 11-inng. win v Beefs; hit 2 nd HR later
44	Jared Walsh, Tsu	Diego Castillo, Beef	2R HR in 6-5 loss to Beefeers
47	Austin Slater, What	Lucas Luetge, Beef	Solo HR in 7-1 win over Beef
60	Max Muncy, Beef	Ryan Thompson, Tsu	Solo HR in 8-4 loss to Tsunamis
65	Max Muncy, Beef	Drew Stecknridner, Dev	Solo HR in 9 th ; back end of back-to-back HR
74	Wander Franco, Dev	Lucas Luetge, Beef	Solo HR in 7 th in 8-4 Devils victory

Miscellaneous batting highlights

<u>Gm</u>	<u>Batter</u>	<u>Notes</u>
1	Corey Seager, Otters	Three doubles, 5 RBIs in 14-3 win over Devils
1	Fernando Tatis, Beef	Leadoff HR in 10-6 loss to Devils (Opening Day)
1-4	Cedric Mullins, Otters	8-16, .500, two 2b, 3b, two HR, 6 RBIs in 3-1 series win over Devils
2	Y. Molina, Springer	Molina PH HR followed by Springer HR; both off Luetge in 5-2 win v Beef
2-3	Austin Slater, What	Three consecutive HRs over two-games, both wins v Beefeers
3	Matt Olson, Beefeers	4-4 , 2b, three singles, RBI in 3-0 win over Devils
4	Cedric Mullins, Otters	Leadoff HR in 6-2 win over Devils
4-7	Joey Votto, What	Series vs Devils; 7-11, .636, .692 OBP, 5 HR, 7 RBIs
7	Juan Soto, Tsu	Leadoff HR in 12-6 loss to Beefeers
7	Starling Marte, Devils	Game-winning 3R HR bottom of 9th lifted Devils to 9-8 win over Whats
11	Wendle, Cronenworth, Ott	Back-to-back triples in 6-4 win v. Tsunamis
14	Treat Turner, Otters	Stole home to give Otters lead in 8-3 Otters win v Whatever
13	Shohei Ohtani, What	Walk off HR in 10th off Andrew Chafin to beat Otters 7-6
18	Alex Verdugo, Beef	4-5 , 2b, GW RBI in 3-2 (10) win over Otters
22	Freddie Freeman, Ott	Four singles in 10-6 loss to Devils
32	Marcus Semien, Beef	Drove in 5 runs in 11-5 win over Otters, in. two HR
35-38	Jose Altuve, Devils	Hit three HR in four-game series ; Beefs won series three games to one
45	Bryce Harper, Beef	4-6, 2b, 2BRI in 11-5 win v Otters
43	Grandal, Mullins, Ott	Back-to-back HR , in 5-0 win over Devils
45	Grandal, Mullins, Ott	Back-to-back HR , both off Joe Musgrove, in 11-5 loss to Beefs
54	Sal Perez, Belt, Tsu	Back-to-back HR , both off Max Scherzer in 9-8 loss to Beefeers
65	Correa, Muncy, Beef	Back-to-back HR , both off Steckenrider in 10-6 loss to Devils
67	Cedric Mullins, Otters	5-6 , 5 RBIs in 17-3 win over Whatever

Team batting

<u>Gm</u>	<u>Team</u>
1	Beefeers hit 6 solo home runs , three in first inning, in 10-6 Opening Day loss to Devils
9	Tsunamis pound out 17 hits in 13-7 rout of Whatever
10	Tsunamis score all five runs on solo HRs in 5-4 win over Whatever
13	Tsunamis pile up 21 hits in 14-0 pummeling of Otters
26	Tsunamis hit five HR in 11-3 win v Otters
30	Beefs hit three solo HRs in third inning off Lucas Gioloio, Whats in 4-3 11-inning win over Whats
53	Devils hit five HR in 10-6 win v Beef (S. Marte, Realmuto, Goldschmidt, Schwarber, Devers)
56	Devils notched four hits in a row to hit for the cycle in 6 th inning of 6-1 win over Beefeers
57	Beefeers hit six doubles in 9-6 loss to Tsunamis
59	Otters slammed five HR inc, two by Mike Trout, plus Grandal, Machado, Mullins in 10-6 win over Tsu
62	Whats blasted 6 home runs (all solo HR) in 11-5 win v Beefs
65	Beefs hit five HR in 10-6 loss to Devils (W. Contreras, Muncy, Olson, Harper, Correa)
67	Otters piled up 17 runs, 17 hits , led by Cedric Mullins 5-6, 5 RBIs in 17-3 win over Whats

2022 Pitching Highlights

Complete games

<i>Gm</i>	<i>Score</i>	<i>Pitcher</i>
41	Otters 7, Devils 0	Otter RHP Chris Flexen threw CG one-hitter (Rafael Devils, 6 th inning) to open second half
66	Whats 3, Tsu 1	Tsunami Corbin Burnes throws CG, but lost to the Whateverers.

Combined shutouts

<i>Gm</i>	<i>Score</i>	<i>Pitchers</i>
3	Beefers 3, Devils 0	Jose Urias, Cole Sulser allowed only two hits, 2b by Aaron Judge, Xander Bogaerts
5	Devils 2, What 0	Tyler Glasnow, Garrett Whitlock combine for four-hit shutout
6	Beefers 4, Tsu 0	Max Scherzer, Richard Bleier, Yusmeiro Petit; allowed six hits
14	Tsu 14, Otters 0	Max Fried, Paul Sewald, Taylor Rogers in blowout shutout win
16	What 13, Otters 0	Lance McCullers eight IP, Ryan Tepera finished shutout win over Otters
29	Devils 8, What 0	Lance Lynn, Kendall Graveman combined for four-hit shutout
30	Beefers 3, Devils 0	Julio Urias, Andrew Kitteridge, Raisel Iglesias with four-hit shutout win
43	Otters 5, Devils 0	Jose Berrios, Jonathan Loaisiga held Devils to only three hits to beat Gerritt Cole
45	What 6, Beef 0	Lance McCullers, Jr., Jordan Romano combined for 2-hit win v Beefs
46	What 3, Beef 0	Shohei Ohtani (8 IP), Emmanuel Clase held Beefs to one-hit, fanned 12 Beefs
57	Tsu 3, Beef 0	Robbie Ray, Collin McHugh combined for one-hitter (Muncy single in fifth)
67	Tsu 2, Devils 0	Corbin Burnes, Collins McHugh combine to throttle Tazzies
71	Otters 3, Beef 0	Jacob deGrom (11 Ks), Andrew Chafin combine for five-hit shutout
71	What 8, Devils 0	Lance McCullers, Brett Martin, Scott Barlow, Emmanuel Clase combined for 7-hitter

9 or more strikeouts in one game

<i>Gm</i>	<i>Pitcher</i>	<i>K</i>	
2	Carlos Rodon, Beefers	11	Allowed two hits in 7.1 innings in 3-0 combo shutout vs Devils
4	Walker Buehler, What	10	7.3 innings, five hits, no runs in 6-1 win v Beefs
7	Jose Berrios, Otters	9	Struck out nine in 6.1 innings in 6-2 loss to Beefs
10	Trevor Bauer, Tsunamis	12	K'd 12 in seven innings in 9-2 win v Whateverers
13	Chris Bassitt, Beefers	10	Fanned 10 in eight innings in 4-2 Beef win v Whateverers
17	Shohei Ohtani, What	10	Carried no-hitter into 8 th ; broken up by PH RBI 2b by Carlos Correa
21	Corbin Burnes, Tsunamis	9	7.3 innings, 3 hits, one run (unearned) in 11-8 (10) win v Beefs
23	Chris Bassitt, Beef	11	7 innings, three hits, 3 runs in 4-2 loss to Otters
31	Walker Buehler, What	9	7.3 innings, 8 hits, three runs in 6-3 win over Beefs
37	Max Scherzer, Beef	11	6 innings, four runs in 7-6 loss to Devils
40	Carlos Rodon, Beef	10	5.3 innings, two runs in 2-1 loss to Devils
41	Joe Musgrove, Beef	9	6.3 innings, five runs in 9-5 win over Devils
42	Max Scherzer, Beef	13	8 innings, two runs, one run in 3-1 combined 2-hitter win v Devils
45	Lance McCullers, Jr. What	9	8 innings, 2 hits, no runs in combined 2-0 shutout win v Beef
46	Jacob deGrom, Ott	9	6.7 innings, five hits one run in 4-1 Otters win over Beef
47	Alek Manoah, Whats	9	5.7 innings, five hits, one run to lead Whats to 7-1 win v Beef
57	Lance McCullers, Jr.	12	Seven innings, five hits, 2 runs in 9-3 romp over Beefs
57	Robbie Ray, Tsu	10	7.2 IP, one hit in 3-0 combined shutout win over Beefs
61	Lance McCuller, Jr.	9	6.3 innings, 7 hits, 3 runs in 4-3 win v Max Scherzer
62	Max Scherzer, Beef	9	8.3 innings, one hit, 2 BB in 5-1 win v Whats
62	Jacob deGrom, Otters	11	7 innings, 3 hits, two runs in 9-2 win over Beefeers
71	Jacob deGrom, Otters	11	7.3 innings, four hits in 3-0 combined shutout win over Beefeers
80	Carlos Rodon, Beefers	14	6.1 innings, 3-0 loss to deGrom, Otters; new Beefers team record

Miscellaneous pitching

<i>Gm</i>	
33	Beefers RHP Chris Bassitt struck out seven consecutive What batters in 6-3 loss to Whats

2022 Fielding Highlights

Beefers CF **Nimmo threw out Byron Buxton and Salvador Perez at home** in consecutive innings at the Beefers beat the Tsunamis 8-4 in the first half.

Devils 2b Jose Altuve made an unassisted DP v. the Beefers in the top of the second inning, snaring a line drive by Beef LF Kyle Schwarber and tagging baserunner Matt Olson out at 2b. In the bottom of the same inning, **Beef SS Fernando Tatis also made an unassisted DP**, catching a line drive by Devils C J.T. Realmuto and tagging out Yoan Moncada, who had doubled.

The **Otters pulled off a triple play** in a 5-3 loss to the Beefers. With men on first and second, Beefers batter Jose Ramirez lined out to Otters 1b Freddie Freeman, who stepped on first to retire baserunner Alex Verdugo and then threw to SS Corey Seager to nail Matt Olson at 2b.

Normally a sure-handed fielder, Asians 2b **Luiz Arraez, made three errors in the first three innings** of a 5-1 loss to the Devils in the second half.

2022 OAPBA Batting Leaders

<u>Batting Average (Min 208 PA)</u>		<u>On Base Pct. (Min 208 PA)</u>		<u>Runs Batted In</u>		
1	Bryce Harper, Beef	.307	Juan Soto, Tsu	.402	Vlad Guerrero, Jr., What	59
2	Alex Verdugo, Beef	.290	Joey Votto, What	.370	Marcus Semien, Beef	57
3	Jared Walsh, Tsu	.290	Jesse Winker, Tsu	.368	Cedric Mullins, Ott	51
4	Cedric Mullins, Ott	.278	Jared Walsh, Tsu	.358	Shohei Ohtani, What	51
5	Jesse Winker, Tsu	.276	Paul Goldschmidt, Dev	.352	Fernando Tatis, Jr., Beef	43
6	Juan Soto, Tsu	.276	Shohei Ohtani, What	.347	Yordan Alvarez, What	42
7	Yordan Alvarez, What	.271	Alex Verdugo, Beef	.347	Jose Ramirez, Beef	41
8	Joey Votto, What	.265	Cedric Mullins, Ott	.340	Bryce Harper, Beef	40
9	Vlad Guerrero, Jr., What	.251	Yordan Alvarez, What	.336	Jesse Winker, Tsu	40
10	Trea Turner, Ott	.250	Bryce Harper, Beef	.326	Three tied with	38

<u>Base Hits</u>		<u>Doubles</u>		<u>Triples</u>		
1	Cedric Mullins, Ott	81	Bryce Harper, Beef	27	Jake Cronenworth, Ott	5
2	Whit Merrifield, What	79	Whit Merrifield, What	26	Shohei Ohtani, What	t4
3	Vlad Guerrero, Jr., What	78	Kyle Tucker, Ott	25	Nick Madrigal, Tsu	t4
4	Bryce Harper, Beef	78	Marcus Semien, Beef	22	Cedric Mullins, Ott	3
5	Juan Soto, Tsu	78	Yordan Alvarez, What	21	Jared Walsh, Tsu	3
6	Paul Goldschmidt, Dev	78	Nolan Arenado, Tsu	21	Eight tied with	2
7	Jared Walsh, Tsu	71	Cedric Mullins, Ott	21		
8	Alex Verdugo, Beef	70	Paul Goldschmidt, Dev	20		
9	Marcus Semien, Beef	69	Vlad Guerrero, Jr., What	20		
10	Freddie Freeman, Ott	68	Brandon Lowe, Tsu	20		

<u>Home runs</u>		<u>Stolen Bases</u>		<u>Caught Stealing</u>		
1	Shohei Ohtani, What	22	Starling Marte, Dev	40	Shohei Ohtani, What	7
2	Bryce Harper, Beef	20	Whit Merrifield, What	35	Isiah Kiner-Falefa, What	6
3	Marcus Semien, Beef	20	Brett Phillips, Tsu	29	Jose Ramirez., Beef	6
4	Vlad Guerrero, Jr., What	20	Trea Turner, Ott	23	Bo Bichette, Beef	5
5	Salvador Perez, Tsu	20	Isiah Kiner-Falefa, What	21	Paul Goldschmidt, Dev	5
6	Joey Votto, What	20	Jose Ramirez., Beef	20	Tim Anderson, Tsu	5
7	Cedric Mullins, Ott	20	Shohei Ohtani, What	19	Starling Marte, Dev	4
8	Juan Soto, Tsu	17	Austin Slater, What	19	Austin Slater, What	4
9	Yordan Alvarez, What	17	Fernando Tatis, Jr., Beef	14	Randy Arozarena, Dev	4
10	Fernando Tatis, Jr., Beef	17	Trevor Story, Tsu	13	Christian Vazquez, Beef	4
	Juan Soto, Tsu	17				

<u>Runs Scored</u>		<u>Bases on Balls</u>		<u>Strikeouts</u>		
1	Juan Soto, Tsu	61	Juan Soto, Tsu	62	Shohei Ohtani, What	116
2	Cedric Mullins, Ott	51	Shohei Ohtani, What	57	Jared Walsh, Tsu	92
3	Shohei Ohtani, What	51	Paul Goldschmidt, Dev	33	Marcus Semien, Beef	87
4	Bryce Harper, Beef	46	Joey Votto, What	32	Jose Ramirez, Beef	80
5	Paul Goldschmidt, Dev	45	Yasmani Grandal, Ott	31	Paul Goldschmidt, Dev	76
6	Whit Merrifield, What	44	Vlad Guerrero, Jr., What	30	Aaron Judge, Dev	74
7	Marcus Semien, Beef	44	Jose Ramirez, Beef	29	Jose Ramirez, Beef	72
8	Vlad Guerrero, Jr., What	43	Freddie Freeman, Ott	27	Salvador Perez, Tsu	72
9	Freddie Freeman, Ott	39	Jared Walsh, Tsu	26	Will Smith, What	65
10	Jose Ramirez, Beef	37	Cedric Mullins, Ott	25	Brandon Lowe, Tsu	62
			Xander Bogaerts, Dev	25		

2022 batting leaders, continued

<u>Sacrifices</u>		<u>Sacrifice Flies</u>		<u>At bats</u>	
1	Christian Vazquez, Beef	3	Starling Marte, Dev	4	Paul Goldschmidt, Dev
2	Isiah Kiner-Falefa, What	2	Twelve tied with	3	Whit Merrifield, What
3	Yadier Molina, What	2			Vlad Guerrero, Jr., What
4	Jose Altuve, Dev	2			Marcus Semien, Beef
5	Whit Merrifield, What	2			Salvador Perez, Tsu
6	Nolan Arenado, Tsu	2			Shohei Ohtani, What
7	Keke Hernandez, What	2			Cedric Mullins, Ott
8	A.J. Pollock, Beef	2			Freddie Freeman, Ott
9	Nicky Lopez, Dev	2			Xander Bogaerts, Dev
10	Twelve tied with	1			Three tied with

<u>Slugging Pct (208 PA)</u>		<u>Games Appeared</u>		<u>Grounded into DP</u>	
1	Bryce Harper, Beef	.650	Vlad Guerrero, Jr., What	t80	Bryce Harper, Beef
2	Joey Votto, What	.583	Salvador Perez, Tsu	t80	Vlad Guerrero, Jr., What
3	Cedric Mullins, Ott	.577	Freddie Freeman, Ott	79	Matt Olson, Beef
4	Yordan Alvarez, What	.576	Marcus Semien, Beef	79	Salvador Perez, Tsu
5	Jesse Winker, Tsu	.536	Nolan Arenado, Tsu	78	Nolan Arenado, Tsu
6	Mitch Haniger, What	.533	Shohei Ohtani, What	77	Paul Goldschmidt, Dev
7	Shohei Ohtani, What	.531	Cedric Mullins, Ott	77	Alex Verdugo, Beef
8	Jared Walsh, Tsu	.531	Isiah Kiner-Falefa, What	76	Will Smith, What
9	Fernando Tatis, Jr., Beef	.515	Manny Machado, Ott	76	Eight tied with
10	Vlad Guerrero, Jr., What	.508	Three tied at	75	

<u>Hit by pitch</u>		<u>Low Batting Avg. (100 PA)</u>		<u>Low On Base Pct. (100 PA)</u>	
1	Starling Marte, Dev	t11	Brandon Belt, Tsu	.160	Adolis Garcia, Tsu
2	Jesse Winker, Tsu	t11	J.T. Realmuto, Dev	.164	Brandon Belt, Tsu
3	Max Muncy, Beef	7	Jose Altuve, Dev	.166	Jose Altuve, Dev
4	Salvador Perez, Tsu	6	Adolis Garcia, Tsu	.168	A.J. Pollock, Beef
5	J.T. Realmuto, Dev	6	Jose Ramirez, Beef	.172	Bo Bichette, Beef
6	Matt Olson, Beef	6	Rhys Hoskins, Ott	.175	Manny Machado, Ott
7	Ronald Acuna, Ott	6	Sean Murphy, Ott	.183	Isiah Kiner-Falefa, What
8	Mookie Betts, Dev	5	Manny Machado, Ott	.184	Salvador Perez, Tsu
9	Four tied with	4	Kyle Schwarber, Bfr -Dev	.185	Willson Contreras, Beef
10			George Springer, What	.188	Jose Ramirez, Beef
			A.J. Pollock, Beef	.196	Rafael Devers, Dev

<u>Total bases</u>		<u>Fielder Errors</u>	
1	Cedric Mullins, Ott	168	Vlad Guerrero, Jr., What
2	Bryce Harper, Beef	165	Trevor Story, Tsu
3	Vlad Guerrero, Jr.	158	Jose Ramirez, Beef
4	Shohei Ohtani, What	155	Xander Bogaerts, Dev
5	Marcus Semien, Beef	153	Whit Merrifield, What
6	Juan Soto, Tsu	141	Manny Machado, Ott
7	Paul Goldschmidt, Dev	137	Luis Arraez, Tsu
8	Yordan Alvarez, What	136	Will Smith, What
9	Jared Walsh, Tsu	130	Nolan Arenado, Tsu
10	Three tied with	127	Christian Vazquez, Beef
			Rafael Devers, Dev

2020 OAPBA Pitching Leaders

<u>Earned Run Avg (Min. 80 IP)</u>		<u>Wins</u>	<u>W-L Pct. (6 or more decisions)</u>				
1	Max Scherzer, Beef	2.38	Gerritt Cole, Dev	8-6	Jacob deGrom, Ott	6-0	1.000
2	Chris Bassitt, Beef	3.04	Chris Bassitt, Beef	7-3	Wily Peralta, Tsu	6-1	.857
3	Shohei Ohtani, What	3.57	Brndon Woodruff, Wht	7-5	Robbie Ray, Tsu	5-1	.833
4	Corbin Burnes, Tsu	3.90	Jacob deGrom, Ott	6-0	Alek Manoah, What	5-1	.833
5	Lance Lynn, Dev	4.10	Wily Peralta, Tsu	6-1	Max Scherzer, Beef	6-2	.750
6	Chris Flexen, Ott	4.14	Max Scherzer, Beef	6-2	Casey Sadler, Tsu	6-2	.750
7	Zack Wheeler, Dev	4.18	Casey Sadler, Tsu	6-2	Adam Cimber, What	5-2	.714
8	Gerritt Cole, Dev	4.31	Chris Flexen, Ott	6-3	Chris Bassitt, Beef	7-3	.700
9	Lance McCullers, Jr, What	4.45	Walker Buehler, What	6-5	Chris Flexen, Ott	6-3	.667
10	Julio Urias, Beef	4.66	Julio Urias, Beef	6-6	J.T. Chargois, Ott	4-2	.667

<u>Strikeouts</u>		<u>Innings Pitched</u>	<u>Games appeared</u>			
1	Zack Wheeler, Dev	106	Zack Wheeler, Dev	103.3	Scott Barlow, What	t34
2	Max Scherzer, Beef	104	Adam Wainwright, Dev	102.0	Adam Cimber, What	t34
3	Lance McCullers, Jr, What	102	Walker Buehler, What	101.7	Andrew Chafin, Ott	33
4	Jose Berrios, Ott	98	Lance Lynn, Dev	98.7	Ryan Pressly, Tsu	32
5	Walker Buehler, What	95	Gerritt Cole, Dev	96.0	Dylan Floro, Ott	32
6	Lance Lynn, Dev	89	Brandon Woodruff, What	95.0	Brett Martin, What	32
7	Gerritt Cole, Dev	87	Max Scherzer, Beef	94.7	Craig Kimbrell, Tsu	31
8	Chris Bassitt, Beef	84	Chris Flexen, Ott	91.3	Ryan Tepera, What	31
9	Brandon Woodruff, What	82	Corbin Burnes, Tsu	90.0	Jordan Romano, What	31
10	Corbin Burnes, Tsu	82	Julio Urias, Beef	87.0	Paul Sewald, Tsu	31
					Emmanuel Clase, What	31

<u>Total Runs Allowed</u>		<u>Earned runs allowed</u>	<u>Hits allowed</u>			
1	Adam Wainwright, Dev	62	Adam Wainwright, Dev	60	Adam Wainwright, Dev	113
2	Joe Musgrove, Beef	58	Jose Urquidy, Ott	55	Joe Musgrove, Beef	97
3	Jose Urquidy, Ott	56	Jose Musgrove, Beef	54	Jose Berrios, Ott	95
4	Jose Berrios, Ott	55	Walker Buehler, What	54	Zack Wheeler, Dev	94
5	Walker Buehler, What	54	Jose Berrios, Ott	53	Lance Lynn, Dev	89
	Luis Garcia, Ott	54			Chris Flexen, Ott	89

<u>Bases on Balls</u>		<u>Home Runs Allowed</u>	<u>Saves</u>			
1	Adam Wainwright, Dev	68	Gerritt Cole, Dev	22	Liam Hendricks, Dev	t13
2	Walker Buehler, What	43	Zack Wheeler, Dev	21	Emmanuel Clase, What	t13
3	Lance McCullers, Jr, What	41	Walker Buehler, What	17	Raisel Iglesias, Beef	9
4	Luis Garcia, Otters	40	Lance Lynn, Dev	17	Jonathan Loaisiga, Ott	7
5	Zack Wheeler, Dev	35	Drew Steckenrider, Dev	17	Ryan Pressly, Tsu	7
	Max Scherzer, Beef	35				

<u>Shutouts (complete game)</u>		<u>Complete games</u>	<u>Hit batsmen</u>			
1	Chris Flexen, Otters	1	Corbin Burnes, Tsu	1	Adam Wainwright, Dev	7
2			Chris Flexen, What	1	Brandon Woodruff, What	6
3					Seven tied with	4
4						

<u>Games Lost</u>		<u>Wild pitches</u>	<u>Balks</u>			
1	Adam Wainwright, Dev	5-9	Shane Bieber, Beef	3	Jose Ruiz, Ott	1
2	Five tied with	7	Carlos Rodon, Beef	2	Casey Mize, Tsu	1
3			J.P. Feyereisen, Dev-Beef	2	Framber Valdez, Dev	1

2022 pitching leaders- continued

	<u>Relief ERA 20 IP min</u>	<u>ERA</u>	<u>Worst W-L Pct. (6 Dec)</u>	<u>W-L</u>	<u>Pct</u>	<u>Starter high ERA 40 IP min</u>	<u>ERA</u>
1	Andrew Kitterridge, Beef	0.30	Lucas Giolito, What	1-5	t-.167	Jose Urquidy, Ott	10.31
2	Taylor Rogers, Tsu-Beef	0.79	Jose Urquidy, Ott	1-5	t-.167	Nathan Eovaldi, Ott	6.82
3	Richard Rodriguez, Ott	1.35	Trevor Bauer, Tsu	2-5	.286	Trevor Bauer, Tsu	6.70
4	Ryan Thompson, Tsu	1.73	Nathan Eovaldi, Ott	2-5	.286	Lucas Giolito, What	6.42
5	Casey Sadler, Tsu	1.74	Three tied with	3-7	.300	Joe Musgrove, Beef	6.34

	<u>Games Started</u>	<u>St</u>	<u>Reliever high ERA 20 IP min</u>	<u>ERA</u>
1	Adam Wainwright, Dev	16	Josh Staumont, Ott	6.22
2	Jose Berrios, Ott	16	Matt Wisler, Tsu	5.83
3	Walker Buehler, What	16	Tim Mayza, Dev	5.73
4	Zack Wheeler, Devi	16	Michael Fulmer, Tsu	5.40
5	Three tied with	15	Richard Bleier, Beef	5.40

Reliever stats shown reflect stats compiled only in relief appearances.



Tsunanmi righthander **Corbin Burnes** (top) and Otters starter **Chris Flexen** (below) threw the league's only complete games in 2022.

Saves leaders: Whatever's closer **Emmanuel Clase** (above) tied for the league lead in saves with Devils closer **Liam Hendriks** (below) with 13 saves apiece. For Hendriks, it was his third straight season atop league's saves leaders. Hendriks led OAPBA with 11 saves in 2021 and 20 saves in 2020.

2022 OAPBA Team Totals

Team Batting

Team	Avg	OBP	G	AB	R	H	2B	3B	HR	RBI	BB	K	SB-CS	SH	SF	HB	DP	E
Tsunamis	.243	.309	80	2777	393	675	156	14	130	381	233	669	69-15	6	9	34	52	71
Whatevers	.237	.302	80	2738	376	650	158	13	142	360	238	649	99-20	10	13	21	43	60
Otters	.230	.301	80	2704	360	622	166	15	119	361	256	513	49-6	1	15	24	39	46
Beefers	.230	.297	80	2692	367	618	163	6	125	357	245	670	58-27	5	23	26	53	54
Taz Devils	.225	.288	80	2734	315	616	156	8	96	313	217	595	84-22	13	15	29	32	54
Average	.230	.299	80	2729	362	636	160	11	122	354	238	619	72-18	7	15	27	44	57

Pitchers batting

Team	Avg	OBP	G	AB	R	H	2B	3B	HR	RBI	BB	K	SB-CS	SH	SF	HB	DP	E
Whatevers	.200	.200	80	10	0	2	0	0	0	1	0	4	0-0	1	0	0	0	12
Taz Devils	.143	.143	80	7	0	1	0	0	0	0	0	5	0-0	2	0	0	0	5
Otters	.125	.125	80	8	2	1	0	0	0	1	0	7	0-0	0	0	0	0	8
Beefers	.071	.071	80	14	0	1	0	0	0	1	0	7	0-0	0	0	0	0	8
Tsunamis	.000	.000	80	0	0	0	0	0	0	0	0	0	0-0	0	0	0	0	9
Average	.128	.128	80	8	0	1	0	0	0	0	0	4	0-0	1	0	0	0	9

Total Team Pitching

Team	W-L	ERA	Apr	GS	CG	Sh	Sv	IP	H	R-ER	HR	BB	SO	HB	WP
Taz Devils	42-38	3.86	265	80	0	2	21	730.3	580	335-313	123	273	683	20	2
Whatevers	40-40	4.18	222	80	0	5	19	727.0	599	375-338	111	291	673	25	3
Tsunamis	41-39	4.24	314	80	1	3	22	714.7	630	373-337	136	228	641	22	5
Beefers	42-38	4.27	301	80	0	1	17	724.7	641	368-344	122	215	616	24	9
Otters	35-45	4.81	297	80	0	5	13	662.3	667	375-352	109	211	582	21	3
Average	40-40	4.21	289	80	0	3	18	720.0	623	365-337	120	244	639	22	4

Balks: Devils, Tsunamis, Otters, all with one.

Starting Pitching

Team	W-L	ERA	G	GS	CG	Sh	Sv	IP	H	R-ER	HR	BB	SO	HB	WP
Taz Devils	28-30	4.29	80	80	0	2	0	507.7	446	258-242	87	197	472	17	1
Beefers	30-29	4.55	80	80	0	1	0	478.3	446	256-242	69	142	450	15	5
Tsunamis	23-24	4.70	80	80	1	0	0	423.0	418	248-221	82	125	362	13	4
Whatevers	27-24	4.81	80	80	0	4	0	169.7	418	264-251	76	201	462	16	1
Otters	23-27	5.48	80	80	1	0	0	440.7	471	280-269	77	151	397	16	1
Average	26-27	4.65	80	80	0	3	0	474.7	440	261-245	78	163	429	16	2

Relief Pitching

Team	W-L	ERA	G	GS	CG	Sh	Sv	IP	H	R-ER	HR	BB	SO	HB	WP
Devils	14-8	2.87	185	0	0	0	21	222.7	134	77-71	36	76	211	3	1
Whatevers	13-16	3.04	222	0	0	0	19	257.3	181	111-87	35	90	211	6	3
Otters	12-13	3.37	184	0	0	0	12	221.7	196	95-83	32	60	185	5	2
Beefers	12-9	3.73	221	0	0	0	17	246.3	195	112-102	53	73	166	9	4
Tsunamis	18-15	3.58	234	0	0	0	22	291.7	212	125-116	54	103	249	9	1
Average	14-12	3.33	209	0	0	0	18	248.0	184	104-92	42	80	210	6	2

2022 Miscellaneous Team Results

Home				Away			
Team	W-L	Pct.	GB	Team	W-L	Pct.	GB
Tsunamis	18-22	.450	-	Beefers	26-14	.650	-
Taz Devils	18-22	.450	-	Whatever's	25-15	.625	1
Beefers	16-24	.400	2	Taz Devils	24-16	.600	2
Whatever's	15-25	.375	3	Tsunamis	23-17	.575	3
Otters	14-26	.350	4	Otters	21-19	.525	5

One Run Games			Extra-Inning Games		
Team	W-L	Pct.	Team	W-L	Pct.
Taz Devils	16-7	.696	Taz Devils	3-1	.750
Beefers	12-6	.667	Beefers	6-3	.667
Tsunamis	9-10	.474	Otters	4-2	.667
Whatever's	8-14	.364	Whatever's	2-6	.250
Otters	7-13	.350	Tsunamis	1-4	.200

Games scored 10 runs or more

Tsunamis	6
Otters	6
Taz Devils	5
Beefers	5
Whatever's	3

Games allowed 10 runs or more

Otters	10
Beefers	5
Whatever's	5
Tsunamis	3
Taz Devils	1

Times shut out

Taz Devils	8
Beefers	4
Whatever's	4
Otters	3
Tsunamis	2

High scoring games

Game represents team game number

Beefers

Gm	Score	Opponent
7	Beefers 12-6	Tsunamis

Otters

Gm	Score	Opponent
67	Otters 17-3	Whatever's

Tsunamis

Gm	Score	Opponent
14	Tsu 14-0	Otters
26	Tsu 14-0	Otters

Whatever's

Gm	Score	Opponent
16	Whats 13-0	Otters

Taz Devils

Gm	Score	Opponent
61	Devils 16-2	Tsunamis

Longest extra-inning game

Gm	Score	Inngs
23	Devils 6, Tsu 5	12

2022 Otters
Manager Jonathan Stillwell

First half **12-28, .300**, -13 games. Second half **23-17, .575**, +1 game. Cumulative **35-45, .438**, -7 games.

Player	Avg	OBP	G	AB	R	H	2B	3B	HR	RBI	BB	K	SB-CS	Sac	SF	HBP	DP	E
Yasmani Grandal c	.227	.368	46	141	28	32	5	0	15	34	31	36	0-0	0	1	1	2	3
Freddie Freeman 1b	.234	.306	79	290	39	68	11	0	16	35	27	50	1-0	0	0	3	5	0
Trea Turner, 2b	.250	.299	60	196	28	49	12	0	7	25	13	16	23	2-0	3	2	2	8
Corey Seager, ss	.270	.342	47	178	30	48	15	0	7	29	21	25	0-0	0	3	0	2	5
Manny Machado, 3b	.184	.243	76	283	31	52	12	2	8	24	22	52	4-1	0	0	0	5	9
Lourdes Gurriel, lf	.219	.269	64	219	22	48	16	0	4	19	14	44	0-0	0	0	1	3	0
Cedric Mullins, cf	.278	.340	77	291	51	81	21	3	20	51	25	36	10-2	0	0	2	1	0
Kyle Tucker, rf	.233	.280	69	275	28	64	25	1	12	34	19	44	8-0	0	2	0	6	0
Ronald Acuña dh	.221	.325	40	145	27	32	9	1	10	29	17	42	1-1	0	1	6	0	0
Mike Trout, dh	.413	.479	18	63	8	26	4	1	6	14	9	14	0-0	0	1	0	0	0
Louis Robert, dh-of	.357	.400	17	42	3	15	3	1	1	9	2	7	0-0	0	0	1	3	0
Joey Wendle, if	.216	.245	16	51	3	11	4	1	1	5	1	20	0-0	0	0	1	0	1
Ketel Marte 2b	.208	.278	24	72	10	15	2	0	1	9	7	16	0-0	0	0	0	0	2
Jake Cronenworth, if	.207	.287	38	135	18	28	8	5	2	15	13	26	0-0	0	0	2	3	4
Sean Murphy, c	.183	.271	36	115	17	21	7	0	4	12	11	22	0-0	0	3	4	5	3
Rhys Hoskins, dh	.175	.261	38	120	8	21	8	0	3	14	14	29	0-0	0	0	0	2	0
Chris Taylor, lf	.125	.228	34	80	7	10	4	0	0	3	10	30	2-0	0	1	1	0	2
Pitchers	.125	.125	4	4	8	2	1	0	0	0	0	4	0-0	1	0	0	0	9
Team	.230	.301	80	2704	360	622	166	15	119	361	256	513	49-6	1	15	24	39	45

Grand slam HR: Trea Turner. PB Grandal 1.

Pitcher	W-L	ERA	G	GS	CG	Sh	Sv	IP	H	R-ER	HR	BB	SO	HB	WP
Jacob deGrom	6-0	1.34	7	7	0	1	0	47.0	30	7-7	6	6	61	4	0
Chris Flexen	6-6	4.14	15	15	1	2	0	91.3	89	44-42	11	31	60	1	0
Jose Berrios	3-7	5.53	16	16	0	1	0	86.3	95	55-53	13	28	98	3	0
Luis Garcia	3-7	6.44	14	14	0	1	0	71.3	80	54-51	12	40	69	4	1
Danny Duffy	2-0	3.63	6-6	0	0	0	0	34.7	35	15-14	5	7	22	0	0
Nathan Eovaldi	2-5	6.82	12	12	0	0	0	62.0	70	49-47	14	24	56	3	0
Jose Urquidy	1-5	10.31	10	10	0	0	0	48.0	72	56-55	16	15	31	1	0
Starters	23-27	80	80	0	1	5	0	440.7	471	280-269	77	151	397	16	1
J.T. Chargois	4-2	2.60	26	0	0	0	2	27.7	22	14-8	3	10	21	0	0
Jonathan Loaisiga	4-4	2.77	27	0	0	0	7	35.7	23	13-11	3	10	43	1	0
Richard Rodriguez	2-3	1.32	31	0	0	0	0	40.0	23	6-6	3	5	19	3	0
Dylan Floro	1-1	3.20	32	0	0	0	2	33.7	33	13-12	2	14	23	1	0
Chad Green	1-2	4.71	27	0	0	0	1	36.3	41	19-19	9	5	42	0	1
Jose Ruiz	0-0	4.04	19	0	0	0	0	26.7	24	13-12	6	10	24	0	0
Josh Staumont	0-1	6.22	22	0	0	0	0	21.7	30	17-15	6	6	13	0	1
Andrew Chafin	0-5	5.35	33	0	0	0	1	35.3	33	23-21	7	13	30	0	0
Relievers	12-13	3.37	184	0	0	0	12	221.7	196	95-83	32	60	185	5	2
Team	35-45	4.78	264	80	1	5	12	697.7	700	398-373	116	224	612	21	3

Complete game shutout: Flexen, G 41, 7-0 one-hit shutout v. Taz Devils.

Combo shutouts 4: Berrios, Loaisiga 1. Flexen, Chafin, Loaisiga 1. Garcia, Chafin 1. DeGrom, Chafin, 1.

Balk: Jose Ruiz 1

2022 Taz Devils

Managers: Dave Larson (32-24), Marc Bostrom (10-14)

First half 25-15, .625 +1 game. Second half 17-23, .425, -6 games. Cumulative 42-38, 0 games (*tied with Beefers*)

Player	Avg	OBP	G	AB	R	H	2b	3b	HR	RBI	BB	K	SB-CS	Sac	SF	HBP	DP	E
J.T. Realmuto c	.164	.265	64	201	25	33	12	1	5	19	22	52	8-1	1	1	6	3	5
Paul Goldschmidt 1b	.238	.307	78	328	45	75	20	0	13	29	33	76	6-5	0	3	1	6	3
Jose Altuve 2b	.166	.218	69	253	32	42	7	0	10	24	17	45	1-3	2	1	0	2	4
Xander Bogaerts ss	.197	.275	30	61	10	12	3	2	1	10	7	13	8-2	0	1	0	4	2
Rafael Devers 3b	.206	.256	66	218	21	45	18	0	14	35	15	50	0-0	0	1	0	2	8
Michael Brantley lf	.326	.361	59	184	19	60	9	0	2	22	10	29	1-0	1	0	0	1	2
Starling Marte cf	.243	.325	53	206	29	50	14	1	5	23	16	37	40-4	0	4	11	2	2
Aaron Judge rf	.221	.276	74	281	28	62	12	0	13	37	22	74	0-0	0	1	0	1	1
Kyle Schwarber dh-a	.212	.287	30	104	14	22	3	0	7	17	10	37	0-0	0	0	1	0	0
Wander Franco, if	.417	.462	16	36	6	15	2	2	2	6	3	4	0-0	0	0	0	0	1
Raimel Tapia of	.295	.328	24	61	5	18	7	0	0	4	3	12	4-2	1	0	0	0	3
Randy Arozarena lf	.287	.336	43	108	7	31	9	0	4	22	6	27	0-4	1	0	2	1	0
Yan Gomes c	.281	.309	33	89	9	25	3	0	2	10	2	10	0-0	0	1	2	2	0
Yoan Moncada 3b	.227	.310	28	75	10	17	6	0	1	1	9	19	2-0	1	0	0	0	5
Mookie Betts, of	.213	.309	35	122	16	26	11	0	6	15	12	28	1-0	0	0	5	3	0
Nicky Lopez, pr-ss	.205	.253	32	78	12	16	2	0	0	8	4	14	11-1	2	0	1	1	2
Ty France 1b-t	.171	.194	14	35	1	6	2	0	0	0	1	2	0-0	1	0	0	2	1
Pitchers	.143	.143	7	7	0	1	0	0	0	0	0	5	0-0	0	0	0	0	5
Team	.225	.288	80	2734	315	616	156	8	96	313	217	595	84	22	13	15	29	54

Grand slam HRs: Arozarena 2, Judge. PB: Realmuto 8, Gomes 1.

<u>Pitcher</u>	<u>W-L</u>	<u>ERA</u>	<u>G</u>	<u>GS</u>	<u>CG</u>	<u>Sh</u>	<u>Sv</u>	<u>IP</u>	<u>H</u>	<u>R-ER</u>	<u>HR</u>	<u>BB</u>	<u>SO</u>	<u>HB</u>	<u>WP</u>
Gerritt Cole	8-6	4.31	15	15	0	0	0	96.0	62	47-46	22	32	87	3	0
Adam Wainwright	5-9	5.29	16	16	0	0	0	102.0	113	62-60	15	68	76	7	0
Tyler Glasnow	4-0	2.06	7	7	0	1	0	48.0	24	11-11	5	19	66	0	0
Zack Wheeler	4-5	4.18	16	16	0	0	0	103.3	94	51-48	21	35	106	2	1
Lance Lynn	4-7	4.10	14	14	0	1	0	98.7	89	52-45	17	24	89	3	0
Framber Valdez	2-3	5.10	10	10	0	0	0	47.7	58	29-27	5	15	34	2	0
Jack Flaherty	1-0	3.75	2	2	0	0	0	12.0	6	6-5	2	4	14	0	0
Starters	28-30	4.29	80	80	0	2	0	507.7	446	258-242	87	197	472	17	1
Garret Whitlock	4-1	1.95	22	0	0	0	4	37.0	19	8-8	3	11	40	0	1
Drew Steckenrider	3-4	4.08	26	0	0	0	3	35.3	24	16-16	17	13	15	1	0
Tyler Matzek	2-1	3.06	30	0	0	0	0	32.3	20	12-11	3	13	30	1	0
Kendall Graveman	2-1	2.16	20	0	0	0	1	25.0	16	6-6	1	11	22	0	0
Liam Hendriks	1-1	2.22	29	0	0	0	13	24.3	12	9-6	4	2	38	1	0
Tim Mayza	1-0	5.73	19	0	0	0	0	15.7	15	11-10	4	5	19	0	0
Devin Williams	1-0	1.91	23	0	0	0	0	28.3	13	7-6	2	15	25	0	0
Michael Kopech	0-0	2.31	6	0	0	0	0	11.7	7	3-3	1	1	11	0	0
J. P. Feyereisen-t	0-0	3.46	10	0	0	0	0	13.0	8	5-5	1	5	11	0	0
Relievers	14-8	2.87	185	0	0	0	21	222.7	134	77-71	36	76	211	3	1
Team	42-38	3.86	265	80	0	2	21	730.4	580	335-313	123	273	683	20	2

Balk: Valdez

Combo shutouts: Lynn, Graveman 1. Tyler Glasnow, Garrett Whitlock 1.

2022 Beefers
Manager: Rod Caborn

First half **24-16**, .600, -1 game. Second half **18-22**, .450, -5 games. Cumulative **42-38**, .525, 0 games (*tied with Devils*)

Player	Avg	OBP	G	AB	R	H	2B	3B	HR	RBI	BB	K	SB-CS	Sac	SF	HBP	DP	E	
Christian Vazquez c	.247	.283	55	170	10	42	6	1	2	18	9	37	3-4	3	1	0	6	3	
Matt Olson 1b	.211	.364	75	280	32	59	16	0	15	37	15	57	0-0	0	2	6	8	1	
Marcus Semien 2b	.225	.270	79	307	44	69	22	1	20	57	20	87	4-1	0	3	0	5	6	
Fernando Tatis ss	.238	.306	62	235	34	56	14	0	17	43	23	72	14-3	0	0	0	5	4	
Jose Ramirez 3b	.172	.256	75	273	37	47	6	2	15	41	29	80	20-6	0	3	3	5	14	
Alex Verdugo lf-cf	.290	.347	69	254	31	70	18	1	2	20	22	44	1-2	0	2	0	6	2	
Myles Straw cf	.238	.319	34	122	16	29	6	0	0	9	13	61	3-2	0	3	0	3	0	
Bryce Harper rf	.307	.386	69	254	46	78	27	0	20	40	31	62	1-2	0	2	3	9	3	
Max Muncy dh	.217	.330	58	175	27	38	6	0	13	38	24	44	0-0	0	3	7	2	1	
Carlos Correa ss	.274	.376	40	106	23	29	12	1	4	14	17	22	0-0	0	1	1	2	2	
Bo Bichette ss	.207	.231	39	111	13	23	4	0	3	10	4	34	11-5	0	2	0	1	0	
Brandon Nimmo cf	.202	.301	27	99	13	20	6	0	2	3	14	26	1-0	0	0	0	0	0	
Willson Contreras c	.202	.248	37	99	10	20	6	0	3	9	3	19	0-0	0	0	3	2	3	
A.J. Pollock lf-cf	.196	.222	43	148	20	29	13	0	4	11	4	33	0-2	2	0	1	1	1	
Kyle Schwarber dh-t	.138	.311	21	58	11	8	1	0	5	6	14	15	0-0	0	1	1	0	1	
Pitchers	.071	.071	80	14	0	1	0	0	0	1	0	7	0-0	0	0	0	0	8	
Team	.230	.297	80	2692	367	618	163	6	125	357	245	670	58-27	5	23	25	53	54	

Grand Slam HR: Marcus Semien. PB- Willson Contreras 1, Christian Vazquez

Pitcher	W-L	ERA	G	GS	CG	Sh	Sv	IP	H	R-ER	HR	BB	SO	HB	WP			
Chris Bassitt	7-3	3.04	13	13	0	0	0	83.0	63	30-28	8	19	84	3	0			
Max Scherzer	6-2	2.38	14	14	0	0	0	94.7	69	27-25	10	35	104	3	0			
Julio Urias	6-6	4.66	14	14	0	0	0	87.0	67	47-45	12	28	67	1	0			
Carlos Rodon	4-7	5.48	13	13	0	1	0	69.0	70	44-42	13	17	77	4	2			
Frankie Montas	3-1	5.59	5	5	0	0	0	29.0	37	19-18	5	7	26	1	0			
Joe Musgrove	3-7	6.34	13	13	0	0	0	76.7	97	58-58	15	13	59	2	0			
Shane Bieber	1-1	7.22	5	5	0	0	0	23.7	35	20-19	5	11	25	1	3			
Cal Quantrill	0-2	6.66	3	3	0	0	0	15.3	11	11-11	1	12	8	0	0			
Starters	30-29	4.55	80	80	0	1	0	478.3	446	256-242	69	142	150	15	5			
Andrew Kitteridge	4-1	0.30	26	0	0	0	6	30.3	9	2-1	1	14	22	0	0			
Raisel Iglesias	3-2	4.09	29	0	0	0	9	22.0	17	15-10	6	5	15	2	0			
Lucas Luetge	2-4	4.80	26	0	0	0	0	30.0	25	16-16	11	6	18	2	1			
Cole Sulser	1-1	1.91	28	0	0	0	1	33.0	20	8-7	4	9	34	0	0			
Diego Castillo	1-1	4.59	29	0	0	0	0	33.3	32	19-17	7	17	33	0	0			
J.P. Feyereisen-a	1-0	7.36	14	0	0	0	0	11.0	16	9-9	6	10	7	0	2			
Yusmeiro Petit	0-0	4.79	30	0	0	0	0	41.3	40	23-22	11	2	4	4	1			
Richard Bleier	0-0	5.40	26	0	0	0	0	26.7	23	16-16	7	7	14	1	0			
Taylor Rogers-a	0-0	0.00	5	0	0	0	0	5.7	2	0-0	0	1	8	0	0			
Cal Quantrill	0-0	2.77	8	0	0	0	1	13.0	11	4-4	0	2	11	0	0			
Relievers	12-9	3.73	221	0	0	0	17	246.3	195	112-102	53	73	166	9	4			
Team	42-38	4.27	301	80	0	1	17	724.7	641	368-344	122	215	616	24	9			

Combo shutout: Bassitt, Feyereisen, T. Rogers

**2022 Tsunamis
Manager Craig Dolan**

First half **20-20**, .500, -5 games. Second half **21-19**, .525, -2 games. Cumulative **41-39**, .513, -1 game.

Player	Avg	OBP	G	AB	R	H	2B	3B	HR	RBI	BB	K	SB-CS	Sac	SF	HBP	DP	E
Salvador Perez c	.80	.196	80	301	33	59	8	0	20	34	13	72	0-0	1	1	6	7	4
Jared Walsh, 1b	.290	.358	70	245	42	71	11	3	14	38	26	92	0-1	1	0	0	3	1
Brandon Lowe 2b	.227	.292	73	238	34	54	20	0	8	21	21	62	0-0	0	0	1	1	5
Trevor Story ss	.233	.300	79	300	50	70	15	0	13	43	27	83	10-1	0	1	2	2	8
Nolan Arenado 3b	.204	.272	69	221	22	45	14	2	6	21	18	53	13-3	1	3	4	5	15
Jesse Winker lf	.276	.368	54	192	29	53	12	1	12	40	17	36	0-0	0	0	11	5	6
Byron Buxton cf	.264	.328	30	125	22	33	11	0	9	27	8	32	7-0	0	0	4	5	1
Juan Soto lf	.251	.367	63	231	41	58	16	0	18	50	43	47	5-0	0	3	1	4	2
Tim Anderson dh	.256	.265	57	199	18	51	4	0	4	29	3	39	2-5	0	1	0	4	4
Nick Madrigal, 2b	.356	.344	27	73	13	26	5	4	0	7	9	9	0-0	0	0	2	1	2
Luis Arraez, if	.321	.375	53	109	9	35	6	2	0	18	9	16	1-0	0	1	1	4	8
Teo Hernandez lf	.310	.346	60	145	22	45	14	0	6	23	8	38	5-2	0	0	0	3	0
Brett Phillips, of	.235	.278	45	17	13	4	1	0	0	0	1	7	29-2	0	0	0	0	0
Alex Dickerson of	.272	.342	36	103	14	28	4	0	9	11	8	14	0-0	0	0	3	4	2
Daulton Varsho, c-of	.231	.231	16	13	5	3	0	0	1	3	0	2	4-0	0	0	0	0	0
J.D. Martinez dh	.197	.315	41	76	4	15	6	0	1	6	13	11	0-0	0	0	0	2	0
Adolis Garcia cf	.168	.194	52	155	17	26	7	0	7	20	5	48	7-0	1	0	0	1	0
Brandon Belt 1b	.160	.208	48	163	24	26	5	1	14	27	8	53	0-0	0	0	2	3	1
Jose Abreu 1b-dh	.098	.159	17	41	3	4	1	0	1	1	0	11	0-0	0	0	3	1	3
Pitchers	.000	.000	80	0	0	0	0	0	0	0	0	0	0-0	0	0	0	0	10
Team	.243	.309	80	2777	393	675	156	14	130	381	233	669	69-15	6	9	34	52	71

Grand Slam HR – Brandon Lowe (v Whatever). PB- Sal Perez 1.

Pitcher	W-L	ERA	G	GS	CG	Sh	Sv	IP	H	R-ER	HR	BB	SO	HB	WP
Wily Peralta	6-1	3.68	9	9	0	0	0	51.3	43	29-21	11	16	28	1	0
Robbie Ray -a	5-1	4.25	11	11	0	1	0	59.6	64	31-28	10	11	76	3	1
Corbin Burnes	4-5	3.68	14	14	1	1	0	90.0	74	43-39	12	20	82	1	0
Max Fried	4-6	4.20	14	14	0	1	0	79.6	66	41-37	13	27	58	4	1
Trevor Bauer	2-5	6.70	8	8	0	0	0	47.0	58	36-35	13	19	50	1	1
Ian Anderson	0-0	0.00	1	1	0	0	0	4.7	0	0-0	0	3	5	0	0
Michael Fulmer	0-0	2.57	2	2	0	0	0	7.0	8	2-2	1	2	3	0	0
Collin McHugh	0-0	10.80	4	4	0	0	0	5.0	9	6-6	1	3	5	0	0
Michael Pineda	1-2	5.63	10	10	0	0	0	46.3	47	31-29	15	16	33	1	1
Casey Mize	1-4	6.55	7	7	0	0	0	33.0	49	27-24	6	8	22	2	0
Starters	23-24	4.70	80	80	1	3	0	423.0	418	248-221	82	125	362	13	4

Relievers -see continuation

Tsunamis continued, relief pitchers

Pitcher	W-L	ERA	G	GS	CG	Sh	Sv	IP	H	R-ER	HR	BB	SO	HB	WP
Casey Sadler	6-2	1.74	21	0	0	0	0	20.7	8	4-4	2	8	17	0	0
Craig Kimbrel	4-3	4.11	31	0	0	0	4	65.0	22	16-16	6	21	40	0	0
Jarlin Garcia	4-5	3.45	26	0	0	0	3	31.3	31	16-12	5	11	25	1	0
Ryan Thompson	1-1	1.73	18	0	0	0	0	26.0	7	5-5	4	2	14	1	0
Collin McHugh	1-1	3.34	15	0	0	0	3	32.3	16	12-12	4	11	43	1	0
Paul Sewald	1-1	4.62	31	0	0	0	1	37.0	37	20-19	8	9	29	0	1
Ryan Pressly	1-2	2.81	32	0	0	0	7	32.0	26	10-10	5	13	39	0	0
Ian Anderson	0-0	0.00	1	0	0	0	1	0.7	0	0-0	0	0	1	0	0
Casey Mize	0-0	0.00	1	0	0	0	0	1.0	1	0-0	0	0	0	0	0
Wily Peralta	0-0	0.00	1	0	0	0	0	0.3	0	0-0	0	0	0	2	0
Taylor Rogers -t	0-0	1.06	15	0	0	0	1	17.0	8	2-2	2	7	15	0	0
Michael Fulmer	0-0	5.40	23	0	0	0	2	28.3	25	18-17	8	9	27	2	0
Matt Wisler	0-0	5.83	18	0	0	0	0	29.3	31	22-19	10	11	28	2	0
Relievers	18-15	3.58	234	0	0	0	22	291.7	212	125-116	54	103	279	9	1
Team	41-39	4.24	314	80	1	3	22	714.7	630	373-337	136	228	641	22	5
Combined pitch	W-L	ERA	G	GS	CG	Sh	Sv	IP	H	R-ER	HR	BB	SO	HB	WP
Ian Anderson	0-0	0.00	2	1	0	0	1	5.3	0	0-0	0	3	6	0	0
Michael Fulmer	0-0	4.84	25	2	0	0	2	35.3	33	22-19	9	11	30	2	0
Casey Mize	1-4	6.35	8	7	0	0	0	34.0	50	27-24	6	8	22	2	0
Collin McHugh	1-1	4.34	19	4	0	0	3	37.3	25	18-18	5	14	48	1	0
Wily Peralta	6-1	3.66	10	9	0	0	0	51.7	43	29-21	11	16	28	3	0

Complete game: Corbin Burnes.

Combo shutouts 2: Fried, Sewald, Rogers v Otters. Ray, McHugh v. Otters. Burnes, McHugh v Beefers.

Balk Michael Fulmer

2022 Whatever's
Manager Walt Taylor

First half **19-21**, .475, -6 games. Second half **21-19**, .525, -2 games. Cumulative **40-40**, .500, -2 games.

Player	Avg	OBP	G	AB	R	H	2b	3b	HR	RBI	BB	K	SB-CS	Sac	SF	HBP	DP	E
Will Smith c	.242	.303	64	236	28	57	9	2	11	32	18	65	0-0	0	3	4	6	8
Joey Votto 1b	.265	.370	64	204	33	54	5	0	20	32	32	51	0-0	0	0	2	2	3
Whit Merrifield 2b	.248	.268	74	319	44	79	26	1	1	12	7	62	35-2	2	0	2	2	9
Isiah Kiner-Falefa ss	.240	.243	76	271	23	65	9	1	4	27	2	49	21-6	2	3	0	4	5
Vlad Guerrero, Jr. 3b	.251	.323	80	311	43	78	20	0	20	59	30	54	0-0	0	0	3	8	15
Yordan Alvarez lf	.271	.336	69	236	34	64	21	0	17	42	23	54	0-0	0	2	1	2	5
Keke Hernandez cf	.225	.299	50	160	21	36	13	1	8	17	14	32	0-0	2	0	3	1	0
Mitch Haniger rf	.214	.271	62	210	33	45	11	1	18	35	16	44	0-0	1	2	1	5	1
Shohei Ohtani dh	.220	.347	77	295	51	65	16	4	22	51	57	116	19-7	0	1	1	2	0
Yuli Gurriel, 1b	.260	.341	56	7	9	19	2	0	1	7	9	13	0-0	0	0	0	0	0
Jorge Polanco, if	.253	.300	23	75	11	19	7	0	3	9	5	20	1-0	0	0	0	1	0
David Peralta of	.231	.310	26	52	4	12	5	1	1	2	6	12	1-1	0	0	0	0	0
Yadier Molina c	.221	.247	39	68	4	15	2	0	1	3	3	9	0-0	2	2	0	3	1
Austin Slater, of	.199	.283	44	41	13	8	4	0	4	5	5	10	19-4	0	0	0	2	1
George Springer cf	.188	.259	39	144	20	27	5	2	10	24	10	45	2-0	0	0	4	5	0
Ozzie Albies 2b	.172	.200	16	29	5	5	3	0	1	2	1	6	1-0	0	0	0	0	0
Francisco Lindor ss	.000	.000	1	4	0	0	0	0	0	0	0	3	0-0	0	0	0	0	0
Pitchers	.200	.200	5	10	0	2	0	0	0	1	0	4	0-0	1	0	0	0	12
Team	.236	.305	80	2698	347	635	162	9	91	333	259	529	44-21	12	24	19	59	64

Grand slam HRs: Vlad Guerrero, Jr., Keke Hernandez. PB Will Smith 6, Yadier Molina 1.

Pitcher	W-L	ERA	G	GS	CG	Sh	Sv	IP	H	R-ER	HR	BB	SO	HB	WP
Brandon Woodruff	7-5	4.83	15	15	0	0	0	95.0	76	53-51	16	33	82	6	0
Walker Buehler	6-5	4.78	16	16	0	1	0	101.7	84	54-54	17	43	95	2	0
Alek Manoah	5-1	2.84	7	7	0	0	0	38.0	29	13-12	3	21	32	3	0
Shohei Ohtani	4-3	3.57	11	11	0	1	0	70.7	50	31-28	9	28	73	2	0
Lance McCullers, Jr.	4-3	4.45	14	14	0	3	0	85.0	76	44-42	14	41	102	2	0
Lucas Giolito	1-5	6.42	13	13	0	0	0	61.7	78	46-44	14	26	60	4	0
Shane Bieber	0-2	10.19	4	4	0	0	0	17.7	25	23-20	3	9	18	0	0
Starters	27-24	4.81	80	80	0	5	0	469.7	418	264	-251	76	201	462	19
Adam Cimber	5-2	2.44	34	0	0	0	1	48.0	26	14-13	5	12	33	4	0
Scott Barlow	4-1	2.62	34	0	0	0	1	44.7	25	19-13	6	17	40	1	1
Garrett Crochet	1-0	4.15	13	0	0	0	0	13.0	1	8-6	2	11	13	0	0
Brett Martin	1-2	4.96	32	0	0	0	0	32.7	39	21-18	5	9	16	0	0
Jordan Romano	1-4	2.51	31	0	0	0	4	32.3	14	10-9	3	12	36	0	0
Emmanuel Clase	1-4	2.92	31	0	0	0	13	37.0	20	12-12	7	10	23	0	1
Jake McGee	0-0	1.98	15	0	0	0	0	13.7	10	7-3	0	6	11	0	0
David Peralta	0-0	0.00	1	0	0	0	0	2.0	3	1-0	0	1	1	0	0
Ryan Tepera	0-3	3.44	31	0	0	0	0	34.0	31	19-13	7	12	38	1	1
Relievers	13-16	3.04	222	0	0	0	19	257.3	181	111-87	35	90	211	6	3
Team	40-40	4.18	302	80	0	5	19	727.0	599	375-338	111	291	673	25	3

Combo shutouts 5: McCullers, Tepera 1. McCullers, Romano 1. Ohtani, Clase 1. McCullers, Martin, Barlow, Clase 1. Buehler, Romano 1.

Players with multiple teams

Kyle Schwarber	Avg	OBP	G	AB	R	H	2B	3B	HR	RBI	BB	K	SB-CS	Sac	SF	HBP	DP	E
Beefers	.138	.311	21	58	11	8	1	0	5	6	14	15	0-0	0	1	1	0	1
Devils	.212	.287	30	104	14	22	3	0	7	17	10	37	0-0	0	0	1	0	0
Combined	.185	.296	51	162	25	30	4	0	12	23	24	52	0-0	0	1	2	0	1

Pitchers with multiple teams

J.P. Feyereisen	W-L	ERA	G	GS	CG	Sh	Sv	IP	H	R-ER	HR	BB	SO	HB	WP
Devils	0-0	3.46	10	0	0	0	0	13.0	8	5-5	1	5	11	0	0
Beefers	1-0	7.36	14	0	0	0	0	11.0	16	9-9	6	10	7	0	2
Combined	1-0	5.25	24	0	0	0	0	24.0	24	14-14	7	15	18	0	2

Taylor Rogers	W-L	ERA	G	GS	CG	Sh	Sv	IP	H	R-ER	HR	BB	SO	HB	WP
Tsunamis	0-0	1.06	15	0	0	0	1	17.0	8	2-2	2	7	15	0	0
Beefers	0-0	0.00	5	0	0	0	0	5.7	2	0-0	0	1	8	0	0
Combined	0-0	0.79	20	0	0	0	1	22.7	10	2-2	2	2	8	23	0

OAPBA Trade Log 2022 season

<i>Date</i>	<i>Team/players traded</i>	<i>for</i>	<i>Team/players traded</i>
11/1/21	Beefers 1b Brandon Belt 2b Brandon Lowe Beefers 12 th rd pick (#60)		Tsunamis RP Richard Bleier 2b Donovan Solano Tsunamis 9 th rd pick (#44)
1/3/22	Tsunamis Tsunamis 11 th rd pick (#54)		Otters 1b Jose Abreu
1/31/22	Whatever's P Zack Wheeler		Devils Devils 1 st rd pick (#3)
2/5	Otters P Lance Lynn		Devils Devils 2nd rd pick (#8)
6/30	Beefers SP Robbie Ray		Tsunamis RP Taylor Rogers
6/30	Beefers OF Kyle Schwarber P Tanner Houck		Devils 1b Ty France P J.P. Feyereisen

2022 Draft Results, Sat, Feb. 5, 2022

The 2022 draft was held indoors at Rod Caborn's residence, 1348 Bryn Mawr Street, Orlando. Originally planned to be conducted outdoors on Caborn's patio, the draft was forced indoors because of the arrival of a cold front with a steady rain and declining, chilly temperatures.



For 2022, draft was only from American League teams.

The league continued the practice of drafting after the fifteenth round with managers permitted to cut any of their 35 rostered players, including those drafted, and cut and draft as many players as they wanted (cut one player, draft a replacement for the cut player). Players cut in the additional post-draft rounds could not be re-drafted by other franchises.

Walt Taylor's **Whatevers** surprised with the first pick, selecting 1b-3b **Vlad Guerrero**, bypassing the anticipated pick of P-DH **Shohei Ohtani**. The **Otters**, as a key part of their rebuilding strategy, selected **RF Kyle Tucker** with the second pick. Taylor then surprised the league by dealing SP **Zack Wheeler** to the **Devils** for the **Tazzies** first round pick and taking Ohtani with the third pick in the draft. The **Tsunamis**, with the fourth pick, grabbed C Salvador Perez. The defending champion **Beefers**, with the fifth pick, drafted 2b Marcus Semien, the second time in three years the **Beefs** selected Semien with a high round pick.



The 2022 draft was characterized by a considerable increase in the number of pre-draft trades.

The **Tsunamis** were the wheeler-dealers in the pre-draft trade market sending ninth round pick (#44), along with RP **Richard Bleier** and 2b **Donavon Solano** (who was subsequently cut) to the **Beefers** in exchange for 1b **Brandon Belt**, 2b **Brandon Lowe** and **Beefs** 12th round pick (#60). The **Asians** also dealt their 11th round pick (#54) to the **Otters** in exchange for 1b **Jose Abreu**.

The **Devils**, seeking to bolster their starting pitching, dealt their first round pick (#3) to the **Whatevers** for righthander **Zach Wheeler** and their second round pick (#8) to the **Otters** for righty **Lance Lynn**.

Notes from the 2022 draft:

There were two Garcias taken in in the draft (SP Luis Garcia by the **Otters** and CF Adolis Garcia by the **Tsunamis**) and two **Hernandezes** (OF Keke Hernandez by the **Whatevers** and Teoscar Hernandez by the **Tsunamis**).

In the second round, the Otters took two centerfielders, back-to-back, Cedric Mullins and Luis Robert.

23 relievers were taken in rounds three thru nine, but only of the relievers selected were lefthanders.

The **Beefers** drafted seven starting pitchers, eight if you include swing man **Cal Quantrill**. The **Devils** drafted only one starter, in the post-draft 16th round.

Only 11 infielders were selected taken in the 81 total picks, with two of them cut in the 16th round.

The **Beefers** were the only team to drop out of the draft after 15 rounds.

At the draft's conclusion, the Whatever's wound up with five players rated Fielding One at second base.

OAPBA 2022 DRAFT RESULTS					
Whatever's	Otters	Taz Devils	Tsunamis	Beefers	Rnd
Taylor	Stilwell	Larson	Dolan	Caborn	
1 1b-3b Vlad Guerrero	2 RF Kyle Tucker	3 (Whatever's draft pick from Devils) Shoei Ohtani, SP-DH	4 C Salvador Perez	5 2b Marcus Semien	1
6 RP Emmanuel Clase	7 CF Cedric Mullins	8 (Otters draft pick from Devils) CF Louis Robert	9 1b Jared Walsh	10 SP Chris Bassitt	2
11 SP Lance McCullers, Jr.	12 LF Lourdes Gurriel	13 RP Drew Steckenrider	14 RP Casey Sadler	15 RP Andrew Kitteridge	3
16 RP Adam Cimber	17 RP Jonathan Loaisiga	18 RP Garrett Whitlock	19 RP Collin McHugh	20 CF Andrew Verdugo	4
21 RP Scott Barlow	22 RO Andrew Chafin	23 RP Kendall Graveman	24 RF Teoscar Hernandez	25 RP Lucas Luetge	5
26 RP Jordan Romano	27 RP J.T. Chargois	28 LF Randy Arozarena	29 RP Craig Kimbrel	30 RP Cole Sulser	6
31 RP Garrett Crochet	32 RP Chad Green	33 SS Wander Franco	34 RP Michael Fulmer	3 LF Kyle Schwarber	7
36 SS Isaiah Kiner -Falefa	37 SP Chris Flexen	38 3b Yoan Moncada	39 RP Paul Sewald	40 P Cal Quantrill	8
41 RP Ryan Tepera	42 RP Josh Stoumont	43 RP J.P. Feyereisen	44 (Beefers draft pick from Tsunamis) SP Carlos Rodón	45 SP Robbie Ray	9
46 SP Alek Monoah	47 SP Luis Garcia	48 C Yan Gomes	49 SP Casey Mize	50 CF Myles Straw	10
51 RP Brett Martin	52 SP Jorge Urquidy	53 RP Michael Kopech	54 SP Nathan Eovaldi	55 SP Tanner Houck	11
56 LF Yordan Alvarez	57 C Sean Murphy	58 SS Nicky Lopez	59 CF Adolis Garcia	60 (Tsunamis draft pick from Beefers) SP Wily Peralta	12
61 RF Mitch Haniger	62 SP Danny Duffy	63 Utility Ty France	64 LF-DH J.D. Martinez	65 SP Aaron Civale	13
66 SP Shane Bieber	67 SP Jose Ruiz	68 RP Tim Lincecum	69 RP Ryan Thompson	70 SP Chris Sale	14
74 2b Jorge Polanco	72 3b-IF Joey Wendle	73 3b Santiago Espinal	74 RP Taylor Rogers	75 SP Dylan Cease	15
Teams may continue drafting at this point by cutting a player and	Teams may continue drafting at this point by cutting a player	Teams may continue drafting at this point by cutting a player and drafting another player	Teams may continue drafting at this point by cutting a player and drafting another player	Teams may continue drafting at this point by cutting a player and drafting another player	X
75 Cut CF Trent Grisham. Added 2b-CF Keke Hernandez	77 Cut SP Luis Castillo. Added SP Luis Patino.	78 Cut SS Dansby Swanson. Added SP Framber Valdez.	79 Cut SP Marco Gonzales. Added RP Matt Wisler.	80 complete	16
81 complete	82 complete	83 complete	84 Cut 3b Alec Bohm. Added Utility Brett Phillips.	85	17
86	87	88	89 Cut SP Kwang Hyun Kim. Added 2b Nick Madrigal.	90	18
91	92	93	94 complete	95	19
96	97	98	99	100	20

OAPBA 2022 First half						
Gm	Beefers		Otters		Tsunamis	
1	Devils	6-10	at Devils	14-3	Beefers	1-2
2	Devils	2-7 (11)	at Devils	4-1	Beefers	0-4
3	Devils	3-0	at Devils	2-3	Beefers	6-12
4	Devils	2-4	at Devils	6-2	Beefers	4-6
5	at Tsu	2-1	Beefers	3-5	at Beefers	4-8
6	at Tsu	4-0	Beefers	2-3 (10)	at Beefers	6-3
7	at Tsu	12-6	Beefers	2-6	at Beefers	3-6
8	at Tsu	6-4	Beefers	2-8	at Beefers	1-8
9	Tsu	8-4	Tsu	5-7	at What	13-4
10	Tsu	3-6	Tsu	0-14	at What	5-4
11	Tsu	6-3	Tsu	6-4	at What	9-2
12	Tsu	8-1	Tsu	6-4	at What	4-7
13	What	4-2	Devils	1-8	at Otters	7-5
14	What	2-5	Devils	2-4	at Otters	14-0
15	What	3-4 (11)	Devils	5-6	at Otters	4-6
16	What	1-6	Devils	2-7	at Otters	4-6
17	at Otters	5-3	at What	6-7 (10)	Devils	6-2
18	at Otters	3-2 (10)	at What	6-3	Devils	6-2
19	at Otters	6-2	at What	6-8	Devils	1-2
20	at Otters	8-2	at What	0-13	Devils	1-3
21	at Tsu	8-11 (10)	at Tsu	3-11	Beefers	11-8 (10)
22	Tsu	3-5	at Tsu	9-7	at Beefers	5-3
23	Otters	2-4	at Tsu	1-3	Otters	11-3
24	Otters	1-8	at Tsu	3-10	Otters	7-9
25	Otters	6-3	at Beefers	4-2	Otters	3-1
26	Otters	11-7	at Beefers	8-1	Otters	10-3
27	at What	2-1 (10)	at Beefers	3-6	at Devils	5-6 (12)
28	at What	3-2 (10)	at Beefers	7-11	at Devils	2-6
29	at What	10-4	Devils	3-4	at Devils	6-1
30	at What	4-3 (11)	at Devils	6-10	at Devils	6-4
31	Otters	7-6	at Beefers	6-7	at Otters	9-2
32	at Otters	11-5	Beefers	5-11	Otters	7-3
33	What	3-6	What	3-10	at Devils	5-4
34	at What	4-7	What	3-4	Devils	4-7
35	at Devils	3-0	What	3-2 (11)	What	4-3
36	at Devils	4-3	What	6-8	What	6-8
37	at Devils	6-7	Tsu	2-9	What	1-7
38	at Devils	9-4	at Tsu	3-7	What	1-4
39	Devils	2-4	What	11-5	at What	6-4
40	at Devils	1-2	at What	10-6	What	2-5
	Home	8-12	Home	4-16	Home	8-12
	Away	16-4	Away	8-12	Away	12-8
	1st Half	24-16	1st Half	12-28	1st Half	20-20

OAPBA 2022 First half					
Game	Taz Devils		Whatevers		
1	at Beefers	10-6	at Beefers	2-4	
2	at Beefers	7-2 (11)	at Beefers	5-2	
3	at Beefers	0-3	at Beefers	4-3 (11)	
4	at Beefers	4-2	at Beefers	6-1	
5	What	2-0	at Devils	0-2	
6	What	3-7	at Devils	7-3	
7	What	9-8	at Devils	8-9	
8	What	5-7	at Devils	7-5	
9	Otters	3-14	Tsu	4-13	
10	Otters	1-4	Tsu	4-5	
11	Otters	3-2	Tsu	2-9	
12	Otters	2-6	Tsu	7-4	
13	at Tsu	2-6	Otters	7-6 (10)	
14	at Tsu	2-6	Otters	3-6	
15	at Tsu	2-1	Otters	8-6	
16	at Tsu	3-1	Otters	13-0	
17	at Otters	8-1	Beefers	1-2 (10)	
18	at Otters	4-2	Beefers	2-3 (10)	
19	at Otters	6-5	Beefers	4-10	
20	at Otters	7-2	Beefers	3-4 (11)	
21	Otters	4-3	at Otters	10-3	
22	at Otters	10-6	at Otters	4-3	
23	Tsu	6-5 (12)	at Otters	2-3 (11)	
24	Tsu	6-2	at Otters	8-5	
25	Tsu	1-6	Devils	3-7	
26	Tsu	4-6	Devils	3-7 (10)	
27	at What	7-3	Devils	0-8	
28	at What	4-3 (10)	Devils	5-6	
29	at What	8-0	Devils	7-4	
30	at What	6-5	at Devils	6-7	
31	What	4-7	at Beefers	6-3	
32	at What	7-6	Beefers	7-4	
33	Tsu	4-5	Otters	5-11	
34	at Tsu	7-4	at Otters	6-10	
35	Beefers	0-3	at Tsu	3-4	
36	Beefers	3-4	at Tsu	8-6	
37	Beefers	7-6	at Tsu	7-1	
38	Beefers	4-9	at Tsu	4-1	
39	Beefers	4-2	Tsu	4-6	
40	at Beefers	2-1	at Tsu	5-2	
	Home	8-12	Home	6-14	
	Away	17-3	Away	13-7	
	1st Half	25-15	1st half	19-21	

OAPBA 2022 Second half						
Gm	Beefers		Otters		Tsunamis	
41	Devils	9-5	at Devils	7-0	Beefers	3-1
42	Devils	3-1	at Devils	2-3	Beefers	5-9
43	Devils	3-6	at Devils	5-0	Beefers	3-9
44	Devils	9-2	at Devils	3-4	Beefers	5-6
45	at Otters	11-5	Beefers	5-11	at Otters	7-1
46	at Otters	1-4	Beefers	4-1	at Otters	6-7
47	at Otters	5-2	Beefers	2-5	at Otters	12-3
48	at Otters	2-1	Beefers	1-2	at Otters	5-4
49	at Tsu	1-3	What	4-3	What	5-4
50	at Tsu	9-5	What	1-5	What	9-7
51	at Tsu	9-3	What	2-4	What	7-3
52	at Tsu	6-5	What	3-9	What	2-5
53	What	0-6	Tsu	1-7	at Beefers	9-6
54	What	0-3	Tsu	7-6	at Beefers	8-9
55	What	1-7	Tsu	3-12	at Beefers	3-5
56	What	8-5	Tsu	4-5	at Beefers	8-4
57	Tsu	6-9	at Tsu	3-5	Beefers	3-0
58	Tsu	9-8	at Tsu	6-1	at Beefers	4-5 (11)
59	Tsu	5-3	at Tsu	10-6	Otters	5-3
60	Tsu	4-8	at Tsu	1-6	Otters	1-6
61	at What	3-9	at Beefers	9-6	Otters	6-10
62	at What	5-1	at Beefers	9-2	Otters	6-1
63	at What	8-0	at Beefers	2-4	Devils	2-16
64	at What	2-1 (11)	at Beefers	12-2	Devils	2-3
65	at Devils	6-10	at Beefers	7-2	Devils	0-3
66	at Devils	8-4	Beefers	3-0	Devils	2-0
67	at Devils	4-5	at What	17-3	at Devils	4-2
68	at Devils	1-6	at What	1-3	at Devils	8-1
69	at Tsu	0-3	at What	4-5	at Devils	1-5
70	Tsu	5-4 (11)	at What	6-0	at Devils	4-8
71	at What	3-4	Devils	3-0	Devils	4-3
72	What	5-11	Devils	4-1	at Devils	4-2
73	Otters	6-9	Devils	5-3	at What	3-2
74	Otters	2-9	Devils	3-2 (10)	at What	1-8
75	Otters	4-2	at Devils	9-1	at What	5-1
76	Otters	2-12	Devils	4-3	at What	1-3
77	Devils	8-9	at What	9-4	at Otters	3-4 (10)
78	at Devils	4-8	What	3-4	Otters	3-4 (10)
79	at Otters	2-7	Tsu	4-3 (10)	What	9-8
80	Otters	0-3	at Tsu	4-3 (10)	at What	7-6
	Home	8-12	Home	10-10	Home	9-11
	Away	10-10	Away	13-7	Away	12-8
	1st Half	24-16	1st Half	12-28	1st Half	20-20
	2nd Half	18-22	2nd Half	23-17	2nd Half	21-19
	Season	42-38		35-45		41-39

OAPBA 2022 Second half					
Game	Taz Devils		Whatevers		
41	Otters	0-7	at Otters	3-4	
42	Otters	3-2	at Otters	5-1	
43	Otters	0-5	at Otters	4-2	
44	Otters	4-3	at Otters	9-3	
45	at Beefers	5-9	at Beefers	6-0	
46	at Beefers	1-3	at Beefers	3-0	
47	at Beefers	6-3	at Beefers	7-1	
48	at Beefers	2-9	at Beefers	5-8	
49	What	5-6	at Devils	6-5	
50	What	2-5	at Devils	5-2	
51	What	15-4	at Devils	4-15	
52	What	3-4	at Devils	4-3	
53	Beefers	10-6	at Tsu	4-5	
54	Beefers	4-8	at Tsu	7-9	
55	Beefers	5-4	at Tsu	3-7	
56	Beefers	6-1	at Tsu	5-2	
57	at What	4-2	Beefers	9-3	
58	at What	6-4	Beefers	1-5	
59	at What	0-5	Beefers	0-8	
60	at What	7-2	Beefers	1-2 (11)	
61	at Tsunamis	16-2	Beefers	4-3	
62	at Tsunamis	3-2	at Beefers	11-5	
63	at Tsunamis	3-0	Devils	2-4	
64	at Tsunamis	0-2	Devils	4-6	
65	Tsunamis	2-4	Devils	5-0	
66	Tsunamis	1-8	Devils	2-7	
67	Tsunamis	5-1	Tsunamis	2-3	
68	Tsunamis	8-4	Tsunamis	8-1	
69	at Tsu	3-4	Tsunamis	1-5	
70	Tsu	2-4	Tsunamis	3-1	
71	What	0-8	at Devils	8-0	
72	at What	2-4	Devils	4-2	
73	at Beefers	9-8	Otters	3-17	
74	Beefers	8-4	Otters	3-1	
75	at Otters	0-3	Otters	5-4	
76	at Otters	1-4	Otters	0-6	
77	at Otters	3-5	Otters	4-9	
78	at Otters	2-3 (10)	at Otters	4-3	
79	Otters	1-9	Tsu	8-9	
80	at Otters	3-4	at Tsu	6-7	
	Home	9-11	Home	9-11	
	Away	8-12	Away	12-8	
	1st Half	24-16	1st Half	19-21	
	2nd Half	17-23	2nd Half	21-19	
	Season	42-38		40-40	