





1915 National League replay yearbook

Phillies run away with NL pennant



Grover Cleveland Alexander remarkable 34-8 record led Phillies to 1915 title, won Cy Young pitcher award.




Erskine Mayer, Phila., Salida Tom Hughes, Boston both threw no-hit games.



Phils RF **Gavvy Cravath** topped NL in HR, RBIs and slugging to earn MVP honors.

1915 National League Replay Table of Contents

<i>Table of Contents</i>	2
<i>Final Standings and Leaders</i>	3
<i>Introduction</i>	4-6
<i>1915 National League pennant race recap</i>	7-11
<i>Team totals</i>	12
<i>Team-by-team stats (individual batting, pitching)</i>	13-20
<i>1915 National League All Stars</i>	21-22
<i>Leaders: batting, pitching</i>	23-26
<i>NL standouts</i>	27-28
<i>NL batting highlights</i>	29-33
<i>Hitting streaks</i>	34
<i>Pinch-hitting results Pitchers batting</i>	35-38
<i>Pitcher's batting</i>	39-40
<i>Pitching highlights and notes</i>	41-48
<i>Fielding highlights and stats</i>	49-53
<i>Injuries and ejections</i>	54
<i>Selected box scores</i>	55-56
<i>Inside the pennant race</i>	57-61
<i>Scores, month by month</i>	62-72



1915 National League Standings and Leaders

Replay Results

	<u>W-L</u>	<u>Pct.</u>	<u>GB</u>
Philadelphia Phillies	105-49	.682	--
Pittsburgh Pirates	89-65	.578	16
Cincinnati Reds	81-73	.526	24
New York Giants	79-75	.513	26
Boston Braves	77-77	.500	28
Brooklyn Robins	64-90	.416	41
Chicago Cubs	62-92	.403	43
St. Louis Cardinals	59-95	.383	46

Real Life Results

	<u>W-L</u>	<u>Pct.</u>	<u>GB</u>
Philadelphia Phillies	90-62	.592	--
Boston Braves	83-69	.546	7
Brooklyn Robins	80-72	.526	10
Chicago Cubs	73-80	.477	17 ½
Pittsburgh Pirates	73-81	.474	18
St. Louis Cardinals	72-81	.471	18 ½
Cincinnati Reds	71-83	.461	20
New York Giants	69-83	.454	21

Batting leaders

Batting average	Larry Doyle, NYG	.310
On base pct.	Miller Huggins, StL	.372
Slugging pct.	Gavvy Cravath, Phila	.559
Doubles	George Burns, NYG	40
Triples	Tom Long, StL	23
Home runs	Gavvy Cravath, Phila	35
Runs batted in	Gavvy Cravath, Phila	123
Base hits	Larry Doyle, NYG	185
Runs scored	George Burns, NYG	100
Bases on balls	Miller Huggins, StL	72

Pitching leaders

ERA	Al Mamaux, Pitt	1.26
Wins	Pete Alexander, Phila	34-8
W-L pct.	Pete Alexander, Phila	.810
Shutouts	Pete Alexander, Phila	9
Strikeouts	Pete Alexander, Phila	233
Innings pitched	Dick Rudolph, Bos	371.7
Complete games	Pete Alexander, Phila	35
Saves	Rube Schauer, NYG	6

Most Valuable Player Gavvy Cravath, Phila, .285, 35 HR, 110 RBIs

Cy Young Award Grover Cleveland Alexander, Phila, 34-8, x-xx

No-hitters Erkin Mayer, Phila, Salida Tom Hughes, Bos

Team v Team head-to-head

Team	Phila	Pitt	Cinc	NYG	Bos	Brklyn	ChiC	StL	Wins
Phila		14	13	13	14	20	15	16	105
Pitt	8		11	17	14	8	13	16	89
Cinc	9	11		12	8	12	13	16	81
NYG	9	5	10		12	16	13	15	79
Bos	8	8	14	10		11	12	13	77
Brklyn	2	14	10	6	11		10	11	64
ChiC	7	9	9	9	10	12		8	62
StL	6	6	6	7	9	11	14		59
Losses	49	65	73	75	77	90	92	95	616

1915 AL Replay Introduction

The 1915 National League replay completed a comprehensive replay of the entire 1915 MB season, and included the Federal League.



The Philadelphia Phillies, winners in real life, duplicated their win in the 1915 NL replay, only in a more dominant fashion than real life. The Phils won 105 games vs their actual total of 90 wins.

Behind the superb pitching of Grover Cleveland (Pete) Alexander (34-8) and Erskine Mayer (25-8), the Phillies took command of the NL race early in the season and led for the rest of the campaign. No other team came close to threatening the Phillies lead.

Five teams performed at .500 or better. The biggest surprises were third-place Cincinnati (81-73), the real-life seventh place finisher and the NY Giants (79-75), who finished in last place in the real life 1915 pennant race.

The replay itself turned into a slog that simply played out the schedule with four teams in a tough competition for second place and the three bottom finishers simply providing fodder for the rest of the league. The Phillies overwhelming pitching and power hitting were simply too much for the other seven teams.

Pitching won the replay with only two qualifying batters hitting over .300. Home runs, like real life, were scarce, but playing in the tiny Baker Bowl in Philadelphia, Gavvy Cravath was a force unto himself, slamming 35 HR to run away with the home run crown and drive in 110 runs, the only batter to reach the century mark. Duplicating his extraordinary real-life season for the Phillies was Grover Cleveland Alexander, who was 34-8 with a 1.38 ERA.

Getting ready for the NL replay

The prep for 1915 NL replay required approximately four weeks, relying on previously used formats to set up the replay.

The general administrative preparation for the replay remained virtually the same as all my previous replays.

I used the same schedule as the earlier 1915 Federal League and American League replays, along with formatted tools that enable tabulating and managing the whole process, including scores, standings, and other relevant benchmarks. The formatted items were enormous time savers and also enhanced the ability to maintain accurate statistics..

Baseball-reference.com continued to serve as my primary information resource, along with SABR articles, publications about the Deadball Era, newspaper clippings, Google searches and articles from Newspapers.com that described the 1915 season.

For the third straight replay, I penciled in the actual starting lineups and pitching rotations for *every game of the 1915 National League season* in advance. While writing in the lineups was a tedious chore, it immediately got me acquainted with each team's lineup. The hard work put into pre-recording the actual lineups speeded up the replay considerably. Complementing the starting lineups was a transactions page that recorded the actual transactions that took place in the 1915 season. Players were moved from one team to another using the transaction by game number, rather than calendar date, which accurately put players into new lineups at the same point in the season as real life.

The 1915 National League replay got underway on Friday, July 15, 2022 at 7:52 p.m., a typically scorching Florida early summer evening with the usual late afternoon thundershowers drenching the Orlando area. **Carole, once again served as the Official Opening Day Dice-Roller** rolling an 11 for Brooklyn SS Ollie O'Mara, resulting in a backside 6, putting O'Mara on second base. It marked **the first time Carole had recorded a hit in her years as Official Dice-Roller**. Carole's dice roll must have been an inspiration to the Robins, who went on to score 10 runs in the first inning and bury the New York Giants 22-1, easily the most lopsided Opening Day game in my replay history and, as it turned out, the highest scoring game of the 1915 NL replay.

The '15 replay **concluded, on Thursday, Dec. 22, 2022** at 5:17 a.m., an early morning finish to the replay to allow time to address the usual flurry of activities that always accompany the height of the holiday season. Philadelphia buried Brooklyn 9-2 with myself taking a turn at rolling the final dice roll, sparing Carole a wakeup in the darkness of early morning, a 14, resulting in a 30 for Brooklyn CF Hi Myers.

The NL replay required **160 days** to complete, by far the fastest replay I have ever conducted. The replay felt like too much, too fast, but given the boring pennant race that was playing out, I was happy to get it finished and launch into the 1915 playoffs, which matched the three pennant winners and the top-ranked runner up in the three leagues.

1915 NL replay background and guidelines

- The 1915 National League replay completed my fifth consecutive replay of the entire seasons of 1911-1915, a total of 7,392 games. Throw in the playoffs and World Series games for the completed seasons and the combined total number of games exceeds 7,400 games.
- The MG symbols governed the use of players, per APBA Master Game rules. The 1915 NL League MG symbols used splits from both sides of the plate, plus Q factors, which added to the realism of the replay.
- I used a combination of Steve's Computer Card and a long-forgotten set of Skeetersoft cards (a short-lived copycat competitor to APBA) to augment the APBA cards. The Skeetersoft cards allowed use of every pitcher who made a start during the 1915 season or played in roughly five or more games with 10 or more at bats. Selection of who was designated an XC was totally subjective and did not include all players who made an appearance (e.g. one or two games or only a couple of at bats).

Generally speaking, the ratings on the Skeetersoft cards were questionable. As an example, NY Giants catcher Larry McLean, who played only seven games received a +6 arm and a couple of fringe outfielders were rated with 20 arms. The Skeetersoft cards not add substantially to the realism of the replay.

- APBA's League Error factor was +3 for the 1915 season, which worked well to generate the generally poor defenses and equipment that existed in the Deadball Era.
- The replay was played from the 2020 version of Master Game boards.
- Other than the use of the Error Randomizer and a pickoff rule modification, games were played solely within APBA rules. The Error Randomizer I employed was originally created by Dave Larson and was modified slightly to more heavily weight errors toward the infield. Results of 22 on the Error Randomizer totally eliminated, which seemed to better normalize catcher errors.

A pickoff rule discovered in 2021 by fellow OAPBA manager Walt Taylor, first utilized in my 1915 AL replay, was utilized to more accurately reflect the number of pickoffs that occurred during the replay.

- Trades, roster changes and player debuts were conducted on the same team *game number* (not date) as real life, which enabled them to be inserted or deleted at the same time frame as real life. The information was obtained via the transactions listed on Baseball-Reference.com and related Web searches.
- To the extent possible, position players were limited to their real-life games played and total plate appearances and at bats, using a combination of all three defining factors to prevent overusage. As always, the governing guideline for player usage was **common sense**.


I relied on total plate appearances to govern playing time for position players. As in other replays, I **utilized the actual batting orders in the order of games played**, available through BaseballReference.com, which was a real boon in terms of managing player usage. Because some teams (NY Giants and Boston Braves) were more prone to platooning, the batting orders, on occasion, were modified to more accurately reflect who started (e.g. a left-handed hitter who obviously had difficulties with left-handed pitching would be swapped for a righthander and vice versa). The platooning adjustment seemed to work itself out as the season progressed. There were, of course, some minor discrepancies in allotted playing time necessitated by injuries. Generally, the combination of plate appearances, actual batting orders and movement of players on or about transaction dates served to provide a very realistic presentation for each team.

Starting pitchers were utilized on the game numbers as real life starts and restricted to the same number of starts as real life (with a couple of minor exceptions, which moved a starting pitcher's start up or down in the schedule) to

accommodate the actual playing dates. Relief appearances were used with the same frequency as real life, differing if there were blowouts or extra-inning games that required pitchers to be used to finish out lopsided games.

Personal notes

My great pal and fellow OAPBA manager **Dave Larson** managed the Chicago Cubs during the early going



Sadly, Dave succumbed to heart problems after the first third of the replay and passed away on September 17, 2022, a great personal loss of a longtime friend with whom I had played APBA baseball for 35 years, starting in the Tampa Bay APBA Association. In the early '90s, after Dave moved to Orlando to take on a new job assignment, in the flooring industry, Dave was one of the driving forces in OAPBA, our APBA league in Central Florida, where he managed his Taz Devils to five league championships over the years and served as league commissioner. Dave and I also traveled to SABR conventions, over the years, in Atlanta, Chicago, Milwaukee, Philadelphia, Cleveland, Washington, and Miami, while attending more than 50 games to see the Tampa Bay Rays in action at Tropicana Field in St. Petersburg.



In late August, **granddaughter Kate, age 14**, started her freshman year at Orlando's Lake Highland Prep, which she has attended throughout her entire scholastic life.

Kate's love of the performing arts was enhanced during the summer with attendance at a week-long performing arts camp followed by a week-long improvisation performance camp. She continued to do well with swimming and water polo, highlighted by a summer swim camp at Gustavus Adolphus College in St. Peter, Minnesota, where Kate exclaimed that she "learned more about swimming technique in four days than the previous four years at Lake Highland."

For the third straight year, Kate, whose artistic talents have blossomed, created our Christmas card, which we had printed and sent to our friends and family.



Thanks to the confidence Kate built up at performing art-related summer camps, she one of only four freshmen to be selected for Lake Highland Prep's production of *Chicago* in the spring of 2023,



Our **back yard**, which had demanded an incredible amount of hard work to convert from a jungle into something more liveable, finally turned into the showcase that we had hoped. It was highlighted by the addition of a container garden developed by Carole, featuring beautifully colored seasonal flowers. In November, thanks to my son, Michael, we activated our pergala lighting, enabling us to enjoy the outdoors and take advantage of sunrises, like the one pictured, as well as balmy evenings.

We experienced **two hurricanes, Ian and Nichole**, during the replay. In October, Hurricane Ian blew the aluminum siding off one side of our house. Fortunately, there was original solid wood underneath the siding, which only required the services of a professional paint job to tidy up the wood and give the affected side of the house a better appearance than the siding had offered. Hurricane Nichole blew through on Nov. 10-11, with substantial rain and wind, but no damage.

Increasing age began to make its presence felt in my golf game. My drives down the fairway became shorter and shorter, but fortunately accuracy improved (two rounds with all my drives ending up on all 14 fairways and, overall, about 80% of my tee shots in the short grass). The golf highlight was a wild 99 (a horrible start with 56 on the front and a 43 on the back nine, my best nine holes of the year) at the challenging Innisbrook Island Course in Tarpon Springs.

In **OAPBA**, my team, the Beefers lost the 2022 first half by one game to Dave Larson's Taz Devils. After a marvelous 15-9 start in the second half, the Beefs cratered and went 3-13 to end the half, winding up next to last in the second half standings. Overall, the Beefs had a 42-38 record for the year, tied for the best cumulative record in the league.

1915 National League pennant race **Phillies easily outpace rest of NL; win by 16 game margin**

The 1915 NL replay, like its counterpart American League replay for 1915, was a dull experience that was only interesting because of the individual performances of Grover Cleveland Alexander, Gavy Cravath, and the surprising overperformance several of some of the real life tailenders in the real life 1915 NL race.

The Phillies took sole possession of first place on May 2 and led the entire way, stretching their lead out throughout the race. By Labor Day, Philadelphia had a 15-game lead and coasted through September, winning by 16 over the distant runnerup Pittsburgh Pirates.

The competition between the rest of the teams was hard-fought and produced some surprises.

The Giants, cellar-dwellers in the 1915 NL race, were fourth with a 79-75 record, thanks to the hitting of **Fred Merkle** and **Larry Doyle** who finished one-two in a fierce batting race. The 1914 NL replay champion Boston Braves finished fifth at .500 while the bottom three finishers were far, far behind.

Alexander and Mayer combined for 59 wins and Cravath decimated NL pitching

Grover Cleveland Alexander was 34-8 and **Erskine Mayer** was 25-8 for the Phillies. Both righthanders were difficult to beat and were the primary reason the Phillies ran away with the race. Providing the offense was **Gavy Cravath**, who was easily the best hitter in the league, and his part-time batting wingman **Beals Becker**, whose remarkable pinch-hitting exploits contributed to the Phillies easy win.

The battle for third place was the most interesting feature of the replay

If one could have extracted the Phillies and Pirates, the NL race would have been a battle for the ages. Teams that were in the second division in the 1915 NL race overperformed and teams anticipated to perform at a relatively high level fell far short of expectations. The second place through fifth-place teams were bunched throughout the entire second half of the replay.

Pittsburgh, a fourth-place finisher in real life, won sixteen more games than their real life 73-81 record, finishing in second place at 89-65. The battle for third place, between Cincinnati, New York, and Boston, was interesting, but hardly generated the pulse-pounding competition generated in much tighter replay pennant races.

The Reds, real-life seventh place finishers, finished in third place. The New York Giants, who *did* finish in the cellar, finished in fourth place with a winning record. Brooklyn, an 80-72 performer in real life, ended with a dismal 64-90 record.

Chicago (62-92) could not seem to get out of their own way and performed dismally. For a long stretch, the Cubs appeared to be headed for a last-place finish. St. Louis relieved Chicago of the ignominy of finishing in the cellar by falling into last place on July 19 and remaining there the rest of the replay.

Team by team recap

First place: Philadelphia Phillies 105-49, .682, +16 games

The Phils came out of the gate fast, winning 15 of their first 21 games and seized first place by themselves on May 8, running away from the league and coasting over the final two months.

Grover Cleveland (Pete) Alexander and **Erskine Mayer** drove the fast start. After winning three of his first five decisions, Alexander won 10 decisions in a row from April 29-June 4 while Mayer was just as hot, winning seven in a row from Apr 16-May 13.

By the end of May, the Phils were five games ahead of the Giants, which expanded to a 10-game lead by the end of June. At that point, the pennant race was essentially over.

The exceptional pitching of Alexander and Mayer overshadowed some other fine performance by Phillies players, particularly Gavy Cravath and Beals Becker.



Al Demaree went 15-10, 2.43 for the Phillies and was their number three starter.

Cravath was easily the most dominant offensive player in the NL. His 35 home runs were nine better than teammate Beals Becker, who was a story unto himself. Cravath's 123 RBIs were 42 more than teammate Fred Luderus, who was second in the league with 81 batted in. Cravath's major shortcoming was his defense. He committed a ghastly total of 25 errors in RF. He threw out 22 baserunners, an exceptional total, but the high number reflected how often opposition baserunners sought to take advantage of his weak throwing arm.

Complementing Cravath was outfielder **Beals Becker**, who pounded out 26 home runs and drove in 72 runs in limited action. When Becker got hot, no one in the National League was able to stop him.

In combination, Cravath and Becker comprised a quick strike team that could enable the Phils to overcome oppositions leads.

Reflective of the Phillies ability to score in quick strikes were two remarkable come-from-behind wins against the Cubs on Aug. 25-26. On the 25th, Philadelphia came from behind twice in the game and won 7-4 on a three-run pinch hit HR by Beals Becker in the ninth inning. The next day, down 6-2 to Chicago after eight innings, the Phils staged a four-run rally in the ninth to tie the game at 6-6 and then added four more runs in the 10th to win going away 10-7.

All-Star 1b **Fred Luderus** finished fourth in the batting race at .291, highlighted by a 5-5 game on June 6 in a 8-7 win over the Giants, was runner up in RBIs and hit nine home runs. SS **Davey Bancroft** surprised with 11 home runs, drew 80 bases on balls and had four four-hit games.


At 3b, both **Milt Stock**, who took over the Hot Corner from **Bobby Byrne**, at mid-season, were superb defensively. LF **George Whitted**, who came over from Boston before the 1915 campaign and C **Bill Killefer** also provided solid defense. 2b **Bert Nieoff**, who did *not* provide solid defense and hit only .219, drove in 62 runs, third on the team.

Beyond Alexander and Mayer, the Phillies deep pitching staff was bolstered by **Al Demaree**, (15-10, 2.43), who closed with four wins in September, **Eppa Rixey** (13-8, 2.75) and **George Chalmers** (11-7, 2.62)), who threw back-to-back shutouts against New York and Brooklyn in June. Late season acquisition **George McQuillan**, who had pitched very well for Pittsburgh, was a disappointment, going 3-5, 2.53.

Second place: Pittsburgh Pirates, 89-65, .578, - 16 games

The Pirates wound up in second place all by themselves, 16 games behind the first place Phils and eight games ahead of third-place Cincinnati.

The Pirates got off to a splendid start, winning ten of 11 games in mid to late April, but gave it all back in May, losing nine of 12 games at one stretch, only to rebound with a 6-1 stretch near the end of the month. After spending the next month-and-a-half drifting between third and fourth place, the Pirates caught fire in mid-July and caught the second-place Giants on July 23 and took over second place for good on July 24. The Bucs went 36-21 over the final third of the season to easily nail down the runner-up spot.



Pirates RF **Bill Hinchman**

The Pirates strengths were pitching and speed.

The pitching was led by NL ERA leader **Al Mamaux** (22-6, 1.21), who threw seven shutouts and had 21 complete games. Veterans **Babe Adams** (18-15, 2.74) and **Bob Harmon** (17-14, 2.85) both had solid seasons. George McQuillan, who was 14-7 and enjoying a fine season when inexplicably traded away late in the season to the Phillies. Lefty **Erv Kantlehner** came on during the second half to take over as a starter from McQuillan and finished 10-9 with an ERA of 1.61, third in the NL>

The offensive leader for the Pirates was RF **Bill Hinchman**, who was third in NL batting at .295, led the team with 29 doubles and drove in 72 runs. Old-timer **Honus Wager** continued to be a mainstay in the Pirate offense, leading the team with 73 RBIs while hitting .251 with 26 doubles and 14 triples. 1b **Doc Johnston** hit a solid .277 and scored 72 times. CF **Zip Collins** hit a respectable .285, but had problems defensively and was traded to Boston in the season's final week. 2b **Jim Viox** hit only .242, but drew 62 BB.

The Pirates led the NL with 148 SB, led by **Max Carey**, who stole 32 bases, but was caught an alarming 21 times. 3b **Doug Baird** hit only .199, but had 29 SB.

Third place: Cincinnati Reds, 81-73, 5.26, -24 games

The Reds, seventh place finishers in real life, got off to a 12-7 start, but then the bottom dropped out as they lost 15 of their next 18 games. Eight games under .500 at the end of May, the Reds chipped away and finally got back to .500 at 40-40 on July 5, beating Boston 6-4 behind Charlie (King) Lear. They continued to hover around the middle of the standings around .500 through July and August.

In September, Cincinnati got off to a discouraging start, losing three of four to sixth-place Brooklyn, but then caught fire and won six of their next eight games to climb to five games over .500 and a game ahead of the Giants, who were beginning to slide. The Reds went 8-4 to finish the season and wound up with an 81-73 record and a surprising third place finish in the standings.

Cincinnati had absolutely no power, hitting only 16 home runs during the season, but their 610 runs scored as a team, third in the league, belied their ability to score runs. The Reds on their top two hitters in the batting order, SS **Buck Herzog** (.285, sixth in the league) and 3b **Heinie Groh** (.292, fourth in the NL and league-leading 42 SB)) to get on base and advance with RBI support from CF **Red Killefer** (.263, 66 RBIs) and RF **Tommy Griffith** (.281, team-leading 67 RBIs) to score. 1b **Fritz Mollwitz** (.259) was excellent on defense drove in 66 runs. LF **Tommy Leach** hit only .202, but had a .322 OBP with 62 BB.

The Reds pitching was consistent and enabled the team to outpace the five other teams. **Pete Schneider** got off to a rocky 2-7 start but turned things around in mid-season, closing with a rush, winning nine of his final 11 decisions, including five wins in a row in September, climaxed by a 6-0 five-hit shutout over Pittsburgh in the Reds final series of the year. Schneider's 18-13, 2.76 record earned him All-Star honors.

The mid-season emergence of All-Star **Fred Toney** (15-7, 1.73) and **Frank McHenry** (10-3, 2.34) was a real boost to the Reds fortunes over the second half of the season. **Red Ames** (6-3, 2.12) performed well before being dealt to St. Louis in mid-season.

Toney did not make his first start until June 5, blanking St. Louis 4-0 on four singles. He went on to compile a 15-7 record, throwing back-to-back three-hit shutouts against Chicago on Sept. 14 and Sept. 17, and just missing a third consecutive shutout in his final start, losing a 1-0 heartbreaker to former Reds teammate Red Ames, with the Cardinals, on Sept. 19.

Fourth place: New York Giants, 79-75, .513, -26 games

John McGraw's Giants were the biggest surprise in the replay, finishing in fourth place, a contrast to their last-place finish in real life, where they went 69-83.

As a team, the Giants hit .249, second in the NL. Their offense centered around four strong hitters in top three spots in their batting order.

Leadoff man **George Burns** (.275) led the league with 100 runs scored while the number two hitter, RF **Dave Robertson** hit .281 and drove in 56 runs. The number three batter, 2b **Larry Doyle** had 185 hits, 90 runs and 77 RBIs) and came within an eyelash of the batting title and the number five man in the batting order, 1b **Fred Merkle**, (.310, .346 OBP) who doubled in his final at bat of the season to overtake Doyle for the batting crown.

3b **Hans Lobert** (.271) played well at 3b before his loss to injury in late summer. SS **Art Fletcher**, who was the cleanup man most of the season, hit only .224 and had a disappointing .252 OBP. C **Chief Meyers** hit .210, well below his usual performance.

The leader of the Giants pitching staff started to show his age. The great **Christy Mathewson** got off to a 6-3 start, but then lost five in a row, but rallying to win four of his last seven decisions to finish at 9-10, 3.73. Workhorse **Jeff Tesreau** got off to a 5-1 start, but then lost four in a row and was off and on throughout the remainder of the campaign, finishing 20-19, 2.85 with 214 strikeouts. **Sailor Stroud** (11-9, 2.88) was a pleasant surprise. **Rube Marquard** struggled, but was a surprising 12-6, 3.19, before being dealt to Brooklyn late in the season. Righthander **Pol Perritt** (10-16, 3.41) experienced difficulties all season long.

Defensively, the Giants were poor, committing 188 errors, seventh in the NL, which led to 137 unearned runs, the most in the NL. The infield combo of Fletcher at SS, Doyle at 2b and Merkle at 1b all had subpar seasons, making 72 errors combined.

Fifth place: Boston Braves, 77-77, .500, -28 games

The Braves battled all season to try and finish second, but lost their final three games in August and fell into a September slump, going 8-16 in the final month to wind up at .500.

The biggest surprise on the team was **Salida Tom Hughes**, a righthander who both started and relieved, just missing a 20-win season at 19-7, 2.45. Hughes checked in with two saves and threw a no-hitter at Cincinnati on May 26.

Workhorse **Dick Rudolph** was a workhorse, starting 43 games and finishing 20-20. He threw seven shutouts, second in the league only to Pete Alexander.

Pat Ragan, obtained from Brooklyn at the start of the season, won his first six starts in a row for the Braves, but then lost twelve of his last 18 decisions to wind up at 12-12. **Lefty Tyler** (8-1, 3.92) struggled all season long and **Bill James**, who performed well in the 1914 replay, was lost for the season after going 7-6 in the early going.



NY 2b **Larry Doyle** led the NL in batting with a .310 average.



Hard-working **Dick Rudolph** led the NL with 371 IP and was 20-20, 2.49.

Injuries took their toll on the Boston offense. **Johnny Evers** (.304) missed half the season and LF **Joe Connolly** (.314) was able to play only on a limited basis. The team tried to rely on speed, but was 117-84 in stolen bases, frequently running themselves out of rallies, further compounded by hitting into 108 double plays, second in the league.

CF **Sherry Magee** (.258, 70 RBIs) was the best hitter in Boston lineup that only generated 22 home runs. 3b **Red Smith** only hit .227 but walked 73 times while SS **Rabbit Maranville** drew 64 BB while hitting .256.

Sixth place: Brooklyn Robins, 64-90, .416, -41 games

The Robins (or maybe the Dodgers) got off to a 6-12 start to the season and were never able to catch up. After a 14-14 showing in May, they were still only five games under .500, but they went 45-63 the rest of the year and finished in sixth place, after winning the 1914 National League replay.

The Brooklyn offense was spotty at best with only three Robins hitters with an on-base percentage above .300. Zack Wheat, who hit only .227, led the team with 65 RBIs. 1b **Jake Daubert** had a disappointing year, driving in only 48 runs. 2b **George Cutshaw** hit .260 with 57 RBIs and 3b **Gus Getz** hit .262, but had only 37 RBIs.

Jeff Pfeffer somehow managed to go 20-13, 1.83, but it was tough going. **Wheezer Dell** (12-16, 2.54) was up and down throughout the season. Former Philadelphia A's star **Jack Coombs** never really got on track and suffered from lack of support, going 10-13, 2.53. **Sherry Smith** (8-14, 2.90) struggled. Part-time starter **Pete Appleton** was 2-10, 5.50, and blew several games in relief while **Nap Rucker** (4-9, 4.65) got off to a poor start and never found his form.

Seventh place: Chicago Cubs, 62-92, .403, - 43 games



CF **Cy Williams** led the Cubs with 63 RBIs.

The Cubs seemed like they could never get out of their own way, a marked contrast to the competitive Cubs teams from years past. The team got off on the wrong foot, going 7-11 in April and never had a single month with a winning record. Their low point came in July, when the Cubs went 6-22 and residing in eighth place from July 16-August 30, when they ran off five wins in a row to get out of the cellar.

Defensively, the Cubs had the worst defense in the league, committing 197 errors.

CF **Cy Williams** (.253, 63 RBIs), 1b **Vic Saier** (.283, 13 HR, 60 RBIs) and LF **Frank Schulte** (.247, 13 HR, 61 RBIs) were the bright spots in an inconsistent Cubs offensive attack that tied for last in the league in batting, with the Cardinals, at .235. SS **Bob Fisher** had a solid offensive year, hitting .277, but most of his 167 hits were singles.

Dragging the offense down, were 3b **Art Phelan** (league worst batting average among qualifiers at .162, .243 OBP), C **Jimmy Archer** (.219, .242 OBP). RF **Wilbur** hit .248, but his poor throwing arm repeatedly enabled baserunners to advance. The addition of OF **Red Murray** (.270) from the Giants and IF **Alex McCarthy** (.308) from the Pirates in the latter part of the season were all that kept the Cubs out of the cellar.

Lefty **Hippo Vaughn** (17-14, 3.18) was the best of the pitching corps that finished last in the league in ERA at 4.09. **Jimmy Lavender** had an up and down 14-16, 2.90 season. No other Cub pitcher was able to post double figures in wins with **Bert Humphries** third on the staff in wins at 8-10, 4.81. Lefty **George Pierce** was 6-16, .434 and walked 108 hitters. **Zip Zabel** apparently lacked sufficient zip and was 6-12, 5.15.



TOM LONG
R. F.—St. Louis Cardinals
103

Eighth place: St. Louis Cardinals, 59-95, -46 games

A runner-up in the 1914 NL replay, the bottom fell out for St. Louis in the 1915 replay.

The Cards were tied with Chicago for the lowest batting average (.235) and next-to-last in pitching (3.43 ERA). After an encouraging 14-15 start, the Cards lost 11 of their next 15 and slowly drifted backwards into the lower end of the standings, dropping into last place for good on August 31.

he best hitters on St. Louis were RF **Tom Long**, who hit 23 triples to lead the National League, and drove in 56 runs and OF **Cozy Dolan**, who hit .290, but had little power and was 13-14 on stolen base attempts. 2b **Miller Huggins** drew the most walks in the National League with 75 BB.

1b **Dots Miller** hit .261 with 58 RBIs, tops on the team. C **Pancho Snyder** was the best-hitting C in the league (.269) but, but only generated only 20 extra-base hits. **Ham Hyatt**, obtained from Pittsburgh, hit .282 with 12 triples while splitting his time between 1b and the outfield. CF **Owen (Chief) Wilson** hit only .223, but his fielding prowess and strong throwing arm kept him in the lineup.


Bill Doak, the Cards ace, only managed a 12-17 season with a 2.85 ERA. Righthander **Dan Griner** was a surprise, serving as both a starter and reliever with a record of 11-7, 2.21, including four saves. **Lee Meadows** went 10-15, 2.12, fired three shutouts and was the only other Card starter with ten or more wins. **Hank Robinson** was 5-12, 3.23. Veteran lefty **Slim Sallee** suffered from an unusual lack of support and wound up 9-20, 3.02, with the Cardinals scoring no runs or one run in nine of his 20 defeats. Spot starter **Hub Perdue** was horrible, going 5-11, 6.79 after starting the season 1-9.



OF **Cozy Dolan** hit .290 for St. Louis but saw only limited playing time because of his weak defense.



Cubs 1b **Vic Saier** got off to a rousing start, but faded as the season progressed. Saier hit a solid .283 with 35 doubles.




Boston CF **Sherry Magee** drove in 70 runs, tops among NL centerfielders.



Hard-luck Reds righty **Gene Dale** led the league with 21 losses. He was on the losing end of seven shutouts thrown against the Reds.



Giants RF **Dave Robertson** hit .281, hitting behind All-Star LF George Burns, drove in 59 runs.



George McQuillan was outstanding with Pittsburgh going 14-7 before being traded to Philadelphia late in the season. McQuillan was a disappointment with the Phillies, going 3-5.



Brooklyn's **Jeff Pfeffer** finished with a rush, going 8-2 from Aug. 26 through the end of the season to end



Cubs SS **Bob Fisher** hit a solid .277 for Chicago. He hit three of his four HR in a two-day span on June 14-14.



Longtime Giant pitcher **Rube Marquard** was 12-6 with New York, but was dealt to Brooklyn as the season wound down.

**1915 National League
Team Totals**

Player	Avg	OBP	G	AB	R	H	2B	3B	HR	RBI	BB	K	SB-CS	SH	SF	HB	DP	E
Cincinnati	.251	.307	154	5240	610	1316	194	73	16	553	377	563	111-84	93	48	65	79	173
New York	.249	.301	154	5371	601	1339	199	84	29	543	368	680	95-57	40	62	52	93	188
Brooklyn	.243	.288	154	5327	522	1293	173	82	19	454	337	549	76-70	76	42	18	85	174
Phila	.241	.305	154	5177	655	1247	212	39	95	616	470	640	69-59	70	40	22	115	182
Pittsburgh	.240	.297	154	5138	536	1231	187	85	25	466	394	688	148-81	104	45	45	100	181
Boston	.237	.315	154	5136	573	1215	206	49	22	531	560	626	117-84	76	37	48	108	177
St. Louis	.235	.301	154	4979	508	1172	143	79	17	449	458	653	107- 93	94	41	25	85	171
Chicago	.235	.288	154	5289	537	1243	204	59	59	484	368	704	109-63	21	31	41	97	197
AL Avg.	.242	.300	154	5207	568	1257	190	69	35	512	417	638	104-74	76	43	40	95	180

Team	W-L	ERA	G	GS	CG	Sh	Sv	IP	H	R-ER	HR	BB	SO	HB	WP
Phila	105-49	2.18	212	154	102	27	3	1371.7	1050	423-331	22	362	676	16	19
Pittsburgh	89-65	2.48	239	154	75	16	8	1405.0	1194	495-387	31	375	614	37	6
Cincinnati	80-74	2.73	240	154	79	14	10	1376.3	1189	499-417	28	422	605	32	10
Boston	77-77	2.98	234	154	74	14	3	1391.0	1212	566-461	30	394	658	44	19
Brooklyn	64-90	3.01	242	154	63	11	11	1405.7	1250	571-470	34	490	580	32	9
New York	79-75	3.27	259	154	64	8	16	1390.0	1404	642-505	46	347	680	41	22
St. Louis	59- 95	3.43	254	154	59	9	11	1377.0	1331	608-525	52	394	644	38	16
Chicago	62-92	4.09	289	154	44	13	9	1391.7	1453	740-632	29	536	680	50	23
AL Avg.	77-77	3.02	246	154	71	14	9	1389.3	1260	567-466	34	411	646	40	16

Balks: Boston 2, Brooklyn, New York 1, Philadelphia 1

Team total notes

In an era dominated by pitching, the Phillies vaunted mound staff led by Pete Alexander and Erskine Mayer, was easily the strongest in the National League, as evidenced by their 102 complete games and 27 shutout wins and a team 2.18 ERA, allowing only 22 home runs.

Cincinnati ranked high in pitching with a 2.48 ERA and 79 complete games and 423 bases on balls allowed, the least in the NL

Although the Phillies team batting average of .241 was in the middle of the league, Gavvy Cravath, Beals Becker, and SS Davey Bancroft, hit a combined total of 72 home runs, more than any other *team* in the NL. Chicago had the second highest team total in HRs with 59 while Cincinnati, who had the league high of .251 at the plate only hit 16 HRs, the least among NL teams.

Chicago's pitching was, by far, the worst in the league with a 4.09 ERA and a league low of 34 complete games. Cubs pitchers walked 536 batters, also tops in the NL. Compounding their woes, the Cubs committed a league-high 197 errors.

Cubs batters topped the league with 704 strikeouts, The Cubs also led the NL with 50 hit batsmen and 23 wild pitches.

The St. Louis Cardinals pitching staff gave up 52 homers, the most in the league.

.Boston batters drew the most walks in the NL with 560 free passes, led by Red Smith (73) and Herbie Moran (71).

Pittsburgh, playing in spacious Forbes Field, totaled 85 three-base hits while the Phillies 212 doubles were tops in the NL.

Three teams reached the century mark in unearned runs allowed. New York's porous infield led to 137 unearned runs. Chicago and Pittsburgh both allowed 103 unearned runs.

1915 Philadelphia Phillies
105-49, .682, +16 games, first place

Player	Avg	OBP	G	AB	R	H	2b	3b	HR	RBI	BB	K	SB-CS	Sac	SF	HBP	DP	E
Bill Killefer c	.276	.351	101	326	30	90	9	1	2	37	35	21	0-1	7	4	5	8	8
Fred Luderus 1b	.291	.357	141	505	71	147	36	4	9	81	49	48	13-7	0	6	6	12	15
Bert Niehoff 2b	.219	.255	146	561	55	123	25	2	4	62	28	73	7-11	3	5	1	14	34
Davey Bancroft ss	.215	.311	150	578	80	124	17	1	11	57	80	45	5-3	16	3	2	14	37
Bobby Byrne 3b	.222	.276	116	472	55	105	7	5	1	31	32	44	1-5	4	2	4	8	14
Possum Whitted lf	.244	.292	135	479	52	117	19	6	0	52	34	56	10-11	4	6	1	14	8
Dode Paskert cf	.229	.286	108	375	50	86	25	5	3	34	30	50	13-5	8	1	0	10	1
Gavvy Cravath rf	.285	.356	151	571	98	163	31	10	35	123	66	66	8-5	0	6	0	7	25
Beals Becker of	.266	.332	102	349	68	93	14	1	26	73	35	42	2-2	1	2	0	8	10
Oscar Dugey	.250	.392	42	40	10	10	2	0	0	1	10	5	1-2	1	1	0	2	1
Milt Stock 3b	.237	.278	55	186	19	44	3	1	1	11	11	20	6-4	1	1	0	0	3
Ed Burns c	.224	.309	54	156	14	35	8	1	0	9	18	20	0-0	2	0	1	4	5
Bud Weiser of	.167	.275	37	78	6	13	3	0	0	11	12	18	3	2	0	1	2	1
Bert Adams c	.146	.146	22	41	3	6	0	0	0	4	0	8	0-0	0	0	0	0	1
Pitchers	.198	.249	154	460	44	91	13	2	3	30	30	124	0-1	23	2	2	12	19
Team	.241	.305	154	5177	655	1247	212	39	95	616	470	640	69-59	70	40	22	115	182

PB B Killefer 2. OF assists Cravath 22, B Becker 8, Whitted 3

<u>Player</u>	<u>W-L</u>	<u>ERA</u>	<u>G</u>	<u>GS</u>	<u>CG</u>	<u>Sh</u>	<u>Sv</u>	<u>IP</u>	<u>H</u>	<u>R-ER</u>	<u>HR</u>	<u>BB</u>	<u>SO</u>	<u>HB</u>	<u>WP</u>
Grover Alexander	34-8	1.38	49	42	35	9	1	340.3	232	70-52	2	84	233	16	4
Erskine Mayer	25-8	1.70	40	36	26	5	0	307.0	226	96-58	5	54	142	9	0
Al Demaree	15-10	2.43	29	25	12	4	0	181.7	153	64-49	7	79	62	3	3
Eppa Rixey	13-8	2.75	27	22	13	3	0	190.0	156	69-58	2	60	101	8	9
George Chalmers	11-7	2.62	29	19	12	4	1	179.7	153	56-53	3	43	84	4	3
Stan Baumgartner	3-1	7.27	18	1	0	0	1	26.0	36	23-21	0	15	15	3	0
Geo. McQuillan -a	3-5	2.53	9	8	4	2	0	67.7	55	22-19	2	14	29	2	0
Joe Oeschger	1-1	8.74	6	1	0	0	0	11.3	20	16-11	0	6	5	0	0
Ben Tincup	0-1	5.00	11	0	0	0	0	18.0	19	10-10	1	7	5	1	0
Team	105-49	2.18	212	154	102	27	3	1371.7	1050	423-331	22	362	676	16	19

Balk: Geo. Chalmers 1

1915 Pittsburgh Pirates
89-65, .578, -16 games, second place

Player	Avg	OBP	G	AB	R	H	2b	3b	HR	RBI	BB	K	SB-CS	Sac	SF	HBP	DP	E
George Gibson c	.254	.313	109	343	21	87	12	7	1	28	29	38	0-0	8	3	2	15	24
Doc Johnston 1b	.277	.336	142	563	72	156	18	17	7	58	35	56	21-8	8	1	15	13	10
Jim Viox 2b	.242	.341	145	495	53	120	19	9	3	48	64	46	15-8	9	4	12	11	19
Honus Wagner ss	.251	.291	150	570	67	143	26	14	4	73	36	70	11-12	6	10	0	8	21
Doug Baird 3b	.199	.254	134	497	48	99	26	14	2	44	35	90	29-11	10	4	3	10	22
Max Carey lf	.224	.294	146	563	80	126	21	2	3	27	57	50	32-21	11	2	0	9	1
Zip Collins cf-t	.285	.318	84	358	39	102	12	4	1	27	18	35	4-4	6	1	0	4	9
Bill Hinchman rf	.295	.349	152	597	68	176	29	12	3	72	48	84	12-8	6	8	6	3	8
Wally Gerber if	.230	.267	55	148	16	34	2	0	0	19	8	26	8-3	4	4	1	1	10
Ed Barney of-a	.230	.267	34	100	13	24	0	2	0	12	5	10	5-0	7	0	2	1	4
Alex McCarthy if	.224	.297	40	67	8	15	5	1	1	7	6	6	0-2	0	0	1	1	4
Bobby Schang c-t	.197	.268	45	127	7	25	9	0	0	9	11	18	1-0	2	2	2	2	17
Larry Lejeune of	.188	.243	18	64	4	12	0	0	0	6	5	5	2-1	4	1	0	1	4
Dan Costello of-ph	.186	.233	61	113	8	21	3	2	0	6	7	25	7-1	2	0	0	0	1
Red Murphy c	.185	.241	38	54	2	10	0	0	0	3	4	15	0-0	0	0	0	1	2
Paddy Siglin 2b	.154	.154	9	13	1	2	0	0	0	1	0	1	1-0	0	0	0	1	1
Bill Wagner c	.125	.222	8	1	1	0	0	0	0	0	1	4	0-0	0	0	0	0	0
Ike McAuley ss	.000	.063	9	15	1	0	0	0	0	0	1	4	0-0	0	0	0	1	1
Pat Duncan of	.000	.000	11	6	1	0	0	0	0	6	0	1	0-0	0	0	0	1	0
Pitchers	.178	.221	154	437	26	78	5	1	0	26	24	104	0-2	21	5	1	17	23
Team	.240	.297	154	5138	536	1231	187	85	25	466	394	688	148-81	104	45	45	100	181

PB Gibson 6, B. Schang 1. OF assists Hinchman 13, Carey 8, Collins 4, Barney 3, Baird 1.

Player	W-L	ERA	G	GS	CG	Sh	Sv	IP	H	R-ER	HR	BB	SO	HB	WP
Al Mamaux	22-6	1.21	37	29	21	7	1	283.3	145	47-38	7	90	162	3	1
Babe Adams	18-15	2.74	39	30	17	1	1	258.7	228	89-71	9	70	93	5	1
Bob Harmon	17-14	2.85	34	32	16	3	1	268.7	235	99-85	3	57	87	8	0
George McQuillan-t	14-7	1.75	24	20	10	3	2	174.7	139	52-34	4	32	42	5	0
Erv Kantlehner	10-9	1.61	32	17	7	2	0	173.0	133	50-31	1	49	91	8	0
Wilbur Cooper	4-9	4.66	32	20	4	0	1	145.0	187	92-75	5	37	85	4	4
Herb Kelly	1-1	6.61	8	1	0	0	0	16.3	27	14-12	0	8	9	1	0
Joe Conzelman	1-3	4.07	19	1	0	0	0	42.0	48	26-19	2	18	21	0	0
Phil Slattery	0-0	0.75	4	0	0	0	1	12.0	11	3-1	0	2	3	0	0
Dazzy Vance-t	0-1	27.04	1	1	0	0	0	2.3	7	8-7	0	4	2	0	0
Team	89-65	2.48	239	154	75	16	8	1405.0	1194	495-387	31	375	614	37	6

1915 Cincinnati Reds
81-73, -25 games, third place

Player	Avg	OBP	G	AB	R	H	2b	3b	HR	RBI	BB	K	SB-CS	Sac	SF	HBP	DP	E
Ivy Wingo c	.207	.233	90	295	25	61	8	2	2	29	11	34	3-3	2	6	1	8	15
Fritz Mollwitz 1b	.259	.287	148	552	61	143	26	3	4	66	19	48	14-9	10	3	4	3	4
Bill Rodgers 2b-a	.212	.310	54	170	26	36	5	3	0	25	18	31	3-4	1	2	7	2	10
Buck Herzog ss	.285	.334	147	597	77	170	16	12	0	52	39	45	42-19	15	5	8	5	31
Heinie Groh 3b	.292	.351	151	602	84	176	23	2	2	71	53	50	5-5	13	10	7	8	20
Tommy Leach lf	.202	.322	112	361	40	73	11	4	0	24	62	46	12-12	3	2	3	3	5
Red Killefer cf	.263	.348	147	543	87	143	27	8	2	66	49	41	5-4	4	4	24	7	11
Tommy Griffith rf	.281	.323	154	588	73	165	30	15	2	67	38	29	0-5	6	5	1	20	11
Red Dooin c	.385	.407	8	26	4	10	1	0	0	0	1	1	0-0	2	0	0	1	2
Johnny Beall of	.333	.400	9	18	0	6	0	0	0	3	1	2	0-0	0	0	1	0	0
George Twombly of	.313	.380	47	64	8	20	0	3	0	11	6	8	6-3	2	0	1	0	0
Tommy Clarke c	.278	.330	99	584	23	79	8	2	2	32	23	28	5-11	5	4	1	1	13
Ivy Olson, 2b-t	.256	.323	58	207	24	53	6	7	0	30	19	10	7-4	5	1	2	2	6
Fritz von Kolnitz if	.233	.310	44	73	5	17	7	0	0	9	8	7	0-0	1	2	1	1	3
Ken Williams of	.222	.259	64	207	23	46	13	1	1	22	10	27	9-3	1	2	1	6	3
Joe Wagner if	.180	.191	70	189	11	34	7	3	0	13	3	25	0-0	1	2	0	1	3
Pitchers	.181	.215	154	464	39	84	6	8	1	33	17	131	0-2	22	0	3	11	36
Team	.251	.307	154	5240	610	1316	194	73	16	553	377	563	111-84	93	48	65	79	173

PB Wingo 4. OF assists Griffith 13, Killefer 5, Williams 3, Leach 2.

Player	W-L	ERA	G	GS	CG	Sh	Sv	IP	H	R-ER	HR	BB	SO	HB	WP
Pete Schneider	18-13	2.70	42	32	19	2	2	280.3	233	109-84	7	97	158	2	1
Fred Toney	15-7	1.73	25	22	17	5	0	192.3	108	42-37	0	54	81	4	0
Gene Dale	14-21	2.74	41	34	17	1	2	289.0	269	112-88	7	75	92	8	2
Frank McKenry	10-3	2.34	17	10	6	2	1	88.3	74	26-23	1	25	27	1	0
Red Ames-a	6-3	2.12	19	7	4	1	0	68.0	54	18-16	0	29	38	3	1
Rube Benton-t	6-10	3.02	26	21	8	3	1	176.0	166	68-59	4	54	92	5	5
King Lear	8-8	3.61	37	15	6	0	2	157.0	160	72-63	8	57	44	4	1
Phil Douglas	2-4	3.20	9	7	2	0	1	56.3	48	24-20	1	21	34	1	0
Curly Brown	1-1	3.23	8	3	0	0	0	30.7	39	11-11	0	2	18	3	0
Roy Callahan	0-0	0.00	3	0	0	0	1	4.7	3	0-0	0	1	4	0	0
Harry McCluskey	0-0	0.90	6	0	0	0	0	10.0	7	1-1	0	0	3	0	0
Goat Cochran	0-1	8.31	3	0	0	0	0	4.3	5	1-1	0	2	4	1	0
Lefty George	0-3	5.12	4	3	0	0	0	19.3	23	12-11	0	5	13	0	0
Team	83-71	2.73	240	154	79	14	10	1376.3	1189	499-417	28	422	605	32	10

New York Giants
79-75, .513, -26 games, fourth place

Player	Avg	OBP	G	AB	R	H	2b	3b	HR	RBI	BB	K	SB-CS	Sac	SF	HBP	DP	E
Chief Meyers c	.210	.287	92	276	22	58	11	8	2	21	18	37	1-1	4	3	13	6	8
Fred Merkle 1b	.310	.346	137	534	59	165	29	5	3	71	31	57	14-10	3	5	1	6	17
Larry Doyle 2b	.309	.360	148	596	90	185	29	13	4	77	48	34	22-10	2	4	2	10	20
Art Fletcher ss	.224	.252	148	580	48	130	19	5	2	65	7	51	9-6	0	11	18	5	35
Hans Lobert 3b	.271	.298	101	417	47	113	14	7	0	33	17	52	7-6	1	2	0	3	19
George Burns lf	.275	.341	150	629	100	173	40	15	6	58	68	71	11-8	2	9	0	8	11
Fred Snodgrass, cf-t	.205	.313	74	258	30	53	8	0	1	29	36	56	2-3	3	6	7	9	6
Dave Robertson rf	.281	.307	141	569	70	160	16	11	4	56	20	51	15-5	2	2	2	15	14
Brad Kocher c	.462	.462	4	13	2	6	0	1	0	1	0	1	0-0	0	0	0	0	1
Red Dooin-a	.266	.282	41	139	9	37	4	2	1	5	3	22	0-0	2	0	0	3	5
Red Murray-t	.258	.308	43	120	19	31	4	3	1	11	8	11	2-1	2	1	1	1	1
Bobby Schang-a	.235	.278	8	17	4	4	2	0	0	0	1	4	0-0	0	0	0	0	0
Lew Wendell c	.231	.310	21	26	2	6	0	2	0	3	3	3	0-0	0	0	0	1	1
Eddie Grant if	.229	.259	65	201	21	46	3	2	0	21	10	29	5-2	2	5	0	5	6
Marty Becker of	.212	.217	19	66	3	14	5	0	0	6	1	14	0-0	0	2	0	2	2
Harry Smith c-j	.207	.361	14	29	3	6	0	0	0	5	6	8	1-0	0	0	1	0	0
Brad Dyer 3b	.200	.385	7	20	2	4	0	2	0	2	6	5	0-0	0	0	0	0	0
Larry McLean c	.206	.194	12	34	2	7	0	0	0	3	0	3	0-0	0	2	0	0	1
Charlie Babington of	.182	.176	29	33	5	6	2	2	0	7	0	4	1-0	0	1	0	1	0
George Kelly of	.125	.163	18	40	3	5	0	0	2	4	2	10	0-0	0	1	0	0	0
Jim Thorpe of	.179	.203	18	56	3	10	1	0	1	7	2	14	5-3	0	1	0	1	0
Fred Brainerd 3b	.178	.340	89	247	27	44	6	2	0	25	60	47	0-2	5	3	2	5	13
Pitchers	.165	.209	154	460	30	76	6	4	2	32	21	120	0-0	11	3	5	12	27
Team	.249	.301	154	5369	601	1339	199	84	29	543	368	680	95-57	40	62	52	93	188

PB Meyers 6, Dooin 5, Wendell 2. OF assists Robertson 14, Burns 11, Murray 3, Snodgrass 6, M Becker 1.

Player	W-L	ERA	G	GS	CG	Sh	Sv	IP	H	R-ER	HR	BB	SO	HB	WP
Jeff Tesreau	20-19	2.85	40	39	22	4	0	325.3	275	136-103	6	92	214	8	8
Rube Marquard-t	12-6	3.19	25	21	9	0	0	166.3	185	73-59	10	33	102	6	3
Sailor Stroud	11-9	2.88	30	21	7	0	4	184.7	169	78-59	5	38	57	3	1
Christy Mathewson	10-11	3.73	28	24	7	3	0	181.0	224	95-75	13	15	58	4	1
Pol Perritt	10-16	3.41	34	30	13	1	0	248.3	235	110-94	5	85	118	11	1
Ferdie Schupp	6-2	3.29	25	1	1	0	3	52.0	50	21-19	0	20	31	1	0
Rube Schauer	4-5	4.40	33	6	1	0	6	77.7	96	56-38	3	22	54	5	4
Fred Herbert	2-1	2.22	3	3	2	0	0	28.3	19	7-7	2	5	16	0	0
Rube Benton-a	2-3	1.74	9	5	2	0	0	57.0	50	19-11	0	13	19	2	2
Art Fromme	1-0	4.36	5	1	0	0	0	10.3	19	7-5	0	4	7	0	1
Emilio Palmero	1-1	5.11	2	2	0	0	0	12.3	14	7-7	0	8	3	1	0
Hank Ritter	0-2	5.40	25	1	0	0	3	46.7	68	33-28	2	12	26	1	1
Team	79-75	3.27	259	154	64	8	16	1390.0	1404	642-505	46	347	705	41	22

Balk: Pol Perritt.

1915 Boston Braves
77-77, .500, fifth place

Player	Avg	OBP	G	AB	R	H	2b	3b	HR	RBI	BB	K	SB-CS	Sac	SF	HBP	DP	E
Hank Gowdy c	.265	.367	105	309	31	82	17	4	4	54	45	26	2-0	2	2	6	6	3
Charlie Schmidt 1b	.227	.320	123	454	52	114	24	2	3	58	40	50	0-3	4	0	3	8	18
Johnny Evers 2b	.304	.394	78	296	42	90	5	0	0	17	44	19	6-1	2	0	0	5	16
Rabbit Maranville ss	.256	.332	143	488	58	125	23	6	3	64	56	60	17-19	12	4	1	6	31
Red Smith 3b	.227	.320	151	541	66	123	28	3	3	54	73	52	23-7	5	4	3	13	28
Joe Connolly lf	.314	.396	85	280	42	88	11	6	0	30	37	30	6-9	5	0	1	9	6
Sherry Magee cf	.258	.324	154	605	70	156	35	9	1	70	57	53	11-15	2	8	6	10	4
Herbie Moran rf	.181	.299	126	453	53	82	9	5	1	21	71	52	18-10	3	2	6	3	10
Dick Egan util-a	.278	.333	80	259	29	72	10	2	1	30	22	25	3-4	3	1	0	9	8
Pete Compton of-a	.256	.295	37	125	12	32	4	0	1	18	7	13	7-3	0	0	0	3	1
Ed Fitzpatrick util	.240	.352	94	288	45	69	16	6	0	19	35	26	16-6	12	2	16	10	19
Ted Cather of	.236	.322	40	127	10	30	4	3	2	19	14	23	1-0	3	0	2	1	4
Larry Gilbert of	.190	.273	47	123	14	24	3	0	0	9	15	16	5-3	3	2	0	2	1
Bert Whaling c	.179	.197	75	224	8	40	6	2	1	28	5	39	0-0	4	4	1	7	7
Fred Snodgrass of-a	.172	.284	27	87	11	15	3	0	0	5	12	14	1-2	0	1	2	2	2
Zip Collins of-a	.143	.250	3	7	1	1	0	0	0	0	1	0	1-0	0	0	0	0	1
Walt Tregrasser c	.100	.100	5	10	0	1	0	0	0	1	0	1	0-0	0	0	0	0	0
Pitchers	.155	.200	154	457	29	71	8	1	2	34	26	127	0-2	16	7	1	14	18
Team	.237	.315	154	5136	573	1215	206	49	22	531	560	626	117-84	76	37	48	108	177

PB Whaling 4, Gowdy 3.. OF assists Moran 15, Connolly 5, Magee 3, Egan 3, Fitzpatrick 2, Cather 1, Compton 1, Gilbert 1.

Player	W-L	ERA	G	GS	CG	Sh	Sv	IP	H	R-ER	HR	BB	SO	HB	WP
Dick Rudolph	20-20	2.49	44	43	25	7	0	371.7	281	119-103	7	77	177	12	0
Pat Ragan -a	12-12	2.45	33	25	11	1	0	216.7	168	73-59	4	66	95	7	2
Tom Hughes	19-7	2.45	38	23	16	4	2	220.7	150	70-60	7	46	141	6	0
Lefty Tyler	8-13	3.92	33	25	6	0	0	211.3	195	120-92	1	99	95	3	5
Bill James	7-6	3.47	15	9	6	0	0	85.7	88	38-33	0	26	25	1	6
Iron Davis	4-4	3.09	15	8	3	1	0	75.7	91	32-26	6	20	26	6	1
Paul Strand	2-1	2.10	13	2	1	1	1	30.0	24	7-7	0	2	10	1	0
Art Nehf-a	2-6	3.86	11	10	2	0	0	70.0	84	36-30	1	21	38	3	4
Dolph Luque	1-0	3.77	3	1	1	0	0	14.3	20	7-6	0	5	8	0	1
Jesse Barnes	1-3	3.86	10	3	1	0	0	35.0	33	15-15	1	14	13	3	0
Dick Crutcher	1-5	3.93	15	4	2	0	0	50.3	66	30-22	3	10	27	0	0
Otto Hess	0-0	7.42	4	1	0	0	0	9.7	12	9-8	0	8	3	2	0
Team	77-77	2.98	234	154	74	14	3	1391.0	1212	566-461	30	394	658	44	19

Balk: Ragan 1, Luque 1.

1915 Brooklyn Robins
64-90, .416, -41 games, sixth place

Player	Avg	OBP	G	AB	R	H	2b	3b	HR	RBI	BB	K	SB-CS	Sac	SF	HBP	DP	E
Lew McCarty c	.223	.234	93	300	17	67	10	2	0	14	4	30	1-1	4	0	0	3	10
Jake Daubert 1b	.263	.320	148	608	67	160	18	7	1	48	53	54	8-9	3	4	0	12	7
George Cutshaw 2b	.260	.302	154	601	55	156	24	7	0	57	38	47	15-14	4	10	3	7	28
Ollie O'Mara ss	.235	.310	142	574	83	135	25	3	3	34	64	51	6-14	12	3	0	3	38
Gus Getz 3b	.262	.285	131	477	30	125	10	3	2	37	12	29	12-11	6	2	4	8	13
Zack Wheat lf	.227	.294	145	551	61	125	13	17	2	65	55	53	12-9	4	6	0	7	12
Hi Myers cf	.229	.270	152	608	58	139	30	13	4	53	30	52	12-6	15	5	6	7	13
Casey Stengel rf	.237	.272	130	519	60	123	21	10	6	53	26	54	1-1	5	5	1	14	8
Bill Zimmerman of	.345	.377	22	58	5	20	1	0	0	5	3	5	3-0	2	0	0	1	2
Joe Schultz if -t	.295	.350	37	105	8	31	2	1	0	16	9	7	1-0	1	2	1	3	6
Otto Miller c	.245	.254	76	257	17	63	4	10	0	27	4	27	0-0	2	3	0	7	5
Red Smyth of	.235	.458	18	17	6	4	1	0	0	2	7	2	1-0	0	0	0	0	0
Al Nixon of	.233	.324	15	30	4	7	1	0	0	2	4	5	2-2	0	0	0	1	2
Dick Egan ss-t	.222	.300	5	9	0	2	1	0	0	0	1	0	0-0	0	0	0	0	0
John Hummel util	.214	.228	90	112	8	24	1	5	0	13	2	15	1-1	2	0	0	2	2
Ivy Olson, ss	.174	.269	17	23	3	4	2	0	0	2	2	2	1-2	0	0	1	1	1
Mack Wheat c	.063	.167	13	16	1	1	0	0	0	0	0	6	0-0	0	0	2	0	3
Pitchers	.232	.267	154	462	39	107	9	4	1	26	23	110	0-0	16	2	0	9	24
Team	.243	.288	154	5327	522	1293	173	82	19	454	337	549	76-70	76	42	18	85	174

PB McCarty 10, Miller 5, M Wheat 2. OF assists Stengel 11, Z Wheat 8, Myers 5, Hummel 3.

Player	W-L	ERA	G	GS	CG	Sh	Sv	IP	H	R-ER	HR	BB	SO	HB	WP
Jeff Pfeffer	20-13	1.83	39	34	23	4	1	315.3	223	76-64	11	78	111	4	1
Wheezer Dell	12-16	2.54	36	23	10	3	2	227.0	166	78-64	1	98	119	7	1
Jack Coombs	10-13	2.53	31	24	13	2	2	217.3	180	86-61	4	97	64	3	1
Sherry Smith	8-14	2.90	30	21	9	0	0	192.7	167	76-62	4	55	59	6	2
Phil Douglas-t	5-4	2.48	19	13	2	1	0	109.0	96	39-30	1	26	69	4	1
Nap Rucker	4-9	4.65	20	14	3	0	0	110.3	136	6-54	4	30	42	3	2
Raleigh Aitchison	2-3	4.87	10	5	1	1	0	40.7	57	25-22	5	7	21	0	0
Whitey Appleton	2-10	5.50	32	11	2	0	3	111.3	123	73-68	3	64	49	3	1
Larry Cheney-a	1-3	4.06	5	4	0	0	0	31.0	27	16-14	0	19	16	0	0
Pat Ragan-t	0-0	1.59	4	0	0	0	2	5.7	6	1-1	0	2	3	0	0
Duster Mails	0-0	0.00	3	0	0	0	0	2.7	0	0-0	0	1	2	0	0
Rube Marquard-a	0-2	5.85	5	3	0	0	0	20.0	33	15-13	1	4	12	1	0
Leon Cadore	0-3	5.56	8	2	0	0	1	22.7	36	17-14	1	9	13	1	0
Team	64-90	3.01	242	154	63	11	11	1405.7	1250	571-470	34	490	580	32	9

Balk: Jeff Pfeffer 1

1915 Chicago Cubs
62-92, .403, seventh place

Player	Avg	OBP	G	AB	R	H	2b	3b	HR	RBI	BB	K	SB-CS	Sac	SF	HBP	DP	E
Jimmy Archer c	.219	.242	104	374	26	82	14	4	1	43	9	50	1-2	1	3	3	10	15
Vic Saier 1b	.283	.358	138	502	80	142	35	8	13	62	60	70	27-7	0	2	0	5	13
Heinie Zimrman 2b	.269	.305	140	551	50	148	25	13	2	60	22	52	10-5	2	3	8	17	27
Bob Fisher ss	.277	.314	144	603	63	167	18	7	4	46	32	50	4-5	9	3	2	8	33
Art Phelan 3b	.162	.243	124	426	38	69	14	8	6	37	43	46	9-3	5	2	3	8	18
Frank Schulte lf	.247	.300	146	603	58	149	18	4	13	61	49	88	13-15	1	8	0	15	8
Cy Williams cf	.253	.314	135	545	56	138	26	8	9	63	36	54	16-10	3	2	13	11	12
Wilbur Good rf	.248	.293	122	496	60	123	26	5	4	29	32	72	11-6	4	1	0	5	13
Bubbles Hargrave c	.367	.394	20	30	2	11	0	0	0	4	2	7	0-0	0	1	0	1	0
Alex McCarthy if-a	.308	.432	24	78	7	24	2	0	1	10	11	11	3-1	1	0	6	0	3
Joe Schultz if-a	.273	.273	7	11	0	3	1	0	0	0	0	2	0-0	0	0	0	0	1
Red Murray cf-rf-a	.270	.288	55	141	13	38	2	0	2	8	4	11	1-3	0	1	0	1	3
Polly McLarry if	.200	.287	52	140	14	28	5	0	0	8	17	28	2-1	3	0	0	1	8
Pete Knisley util-ph	.189	.253	63	132	13	25	7	0	0	16	10	18	0-0	1	2	2	0	3
Roger Bresnahan c	.180	.251	62	194	17	35	4	2	2	15	18	18	7-3	0	2	1	4	4
Eddie Mulligan ss	.125	.205	10	40	1	5	0	0	0	1	4	2	1-1	0	0	0	3	3
John Fluhner of	.000	.000	7	11	1	0	0	0	0	0	0	0	0-1	0	0	0	0	0
Pitchers	.136	.179	154	412	38	56	7	0	2	21	19	125	4-0	21	1	3	8	30
Team	.235	.288	154	5289	537	1243	204	59	59	484	368	704	109-63	21	31	41	97	197

PB Roger Bresnahan 9. OF assists Good 15, C Williams 8, Schulte 4, Murray 3, Knisley 1.

Player	W-L	ERA	G	GS	CG	Sh	Sv	IP	H	R-ER	HR	BB	SO	HB	WP
Hippo Vaughn	17-12	3.18	41	33	17	6	2	271.7	255	113-96	5	87	156	6	3
Bert Humphries	8-10	4.81	35	22	6	2	2	166.7	175	103-89	7	64	67	6	2
Jimmy Lavender	14-16	2.90	40	24	10	2	1	236.0	228	93-76	5	58	142	3	5
George Pierce	6-16	4.34	38	20	6	1	1	193.0	194	104-93	3	108	95	9	4
Zip Zabel	6-12	5.15	38	16	1	0	1	166.0	175	112-95	3	81	57	5	1
Karl Adams	5-9	5.09	30	12	2	1	0	106.0	145	64-60	5	30	51	7	0
Pete Standridge	2-1	2.55	33	3	1	1	2	84.7	82	28-24	0	29	33	4	0
Phil Douglas-a	1-2	3.90	4	4	0	0	0	27.7	26	15-12	0	7	18	1	0
Bradd Hogg	0-2	6.75	4	2	0	0	0	16.0	17	13-12	0	5	3	0	0
Larry Cheney-t	3-12	5.44	26	18	1	0	0	124.0	156	95-75	1	67	58	9	8
Team	62-92	4.09	289	154	44	13	9	1391.7	1453	740-632	29	536	680	50	23

1915 St. Louis Cardinals
59-95, .383, -46 games, eighth place

Player	Avg	OBP	G	AB	R	H	2b	3b	HR	RBI	BB	K	SB-CS	Sac	SF	HBP	DP	E
Pancho Snyder c	.269	.327	134	443	41	119	17	2	1	45	39	41	1-2	8	3	1	9	18
Dots Miller 1b	.261	.325	143	552	67	144	18	8	0	58	51	50	12-15	8	2	2	13	18
Miller Huggins 2b	.252	.372	111	389	58	98	10	0	3	22	75	65	14-4	8	3	1	3	20
Art Butler ss	.206	.275	122	456	53	94	11	4	0	35	44	45	22-13	8	8	2	6	23
Bruno Betzel 3b	.262	.308	99	324	25	85	12	3	0	32	22	42	4-6	10	4	1	5	16
Bob Bescher lf	.221	.290	125	470	40	104	13	5	2	27	42	60	25-16	12	1	4	7	8
Owen Wilson cf	.223	.280	117	385	39	86	12	6	3	43	26	66	1-4	2	5	6	7	1
Tom Long rf	.254	.302	126	476	43	121	10	23	2	56	34	45	9-7	4	5	1	8	10
Harry Glenn c	.294	.455	8	17	1	5	0	0	0	2	5	1	0-0	0	0	0	0	0
Cozy Dolan of	.290	.347	109	355	47	103	14	5	4	49	32	39	13-14	3	4	1	6	4
Ham Hyatt 1b-rf	.282	.355	78	255	27	72	4	12	1	25	30	24	4-6	2	2	0	0	9
Jack Smith of	.278	.278	6	18	2	5	0	2	0	2	0	4	0-0	0	0	0	0	1
Zinn Beck 3b	.231	.273	75	234	28	54	9	7	1	24	13	25	0-1	6	1	1	6	15
Rogers Hornsby ss	.229	.308	12	35	4	8	2	0	0	4	4	4	0-0	0	0	0	0	2
Mike Gonzalez c-1b	.205	.315	35	78	9	16	2	2	0	8	10	7	2-3	2	1	3	4	4
Rolla Daringer ss	.069	.270	10	29	1	2	0	0	0	2	7	5	0-1	1	0	1	0	1
Jack Roche c-ph	.054	.125	39	37	1	2	0	0	0	1	3	10	0-1	0	0	0	1	0
Pitchers	.127	.169	154	426	22	54	9	0	0	14	21	120	0-0	20	2	1	10	21
Team	.235	.301	154	4979	508	1172	143	79	17	449	458	653	107-93	94	41	25	85	171

PB Pancho Snyder 4. OF assists Long 7, O Wilson 7, Dolan 6, Bescher 6.

Player	W-L	ERA	G	GS	CG	Sh	Sv	IP	H	R-ER	HR	BB	SO	HB	WP
Bill Doak	12-17	2.85	37	35	17	1	0	306.7	257	116-97	10	94	169	7	2
Slim Sallee	9-20	3.02	41	31	10	2	2	259.3	239	102-87	13	70	71	5	6
Lee Meadows	10-15	2.32	38	26	12	3	3	205.3	188	101-90	2	54	110	5	4
Dan Griner	11-7	2.32	34	18	9	1	4	171.0	158	55-44	4	50	75	7	1
Hub Perdue	11-5	6.79	19	13	3	0	0	103.3	148	84-78	14	31	40	7	1
√Hank Robinson	5-12	3.23	34	15	3	0	1	164.3	169	75-59	7	39	83	3	1
Dick Niehaus	0-6	6.86	17	2	1	0	0	39.3	45	30-30	1	22	27	3	0
Charlie Boardman	0-1	2.08	5	1	0	0	0	13.0	12	4-3	0	2	9	1	0
Fred Lamlein	0-0	1.13	4	0	0	0	0	8.0	7	2	1	0	2	5	0
Team	59-95	3.43	254	154	59	9	11	1377.0	1331	608-525	52	394	644	38	16

Balks: Doak 2, Sallee 1, Griner 1.

Gavvy Cravath, Pete Alexander, Giants Larry Doyle top '15 NL All-Star team

To the surprise of no one, the combo of slugger Gavvy Cravath and pitching star Pete Alexander were the leading players on the 1915 NL All-Star team.

Cravath's power and Alexander's 34-win season easily earned them, respectively, the MVP and Cy Young winners for the 1915 NL replay.

Giants LF **George Burns**, who led the NL with 40 doubles, and teammate **Larry Doyle**, who won the the batting race at .310 and NL-best 185 hits, were both selected for the team. On the left side of the infield, the Reds combo of SS **Buck Herzog** and 3b **Heinie Groh** earned All-Star honors. Herzog was fifth in the batting race, hitting .285 and led the league with 42 steals. Groh's defensive skills were complemented by a .292 batting average, fourth in the NL, and a respectable .351 on base percentage and 84 runs scored.


Phillies **Fred Luderus**, who drove in 81 runs and hit nine HRs and played solid defense was picked for first base over the Giants **Fred Merkle**, who came within an eyelash of winning the batting title , but lacked the power numbers put up by Luderus.

Joining Cravath and Burns in the outfield was Cincinnati's CF **Red Killefer**, the who hit .263 and drove in 66 runs, led the league in HBP with 24 plunks, scoring 87 times and accumulating 49 walks, edging the Braves **Sherry Magee**, with 70 RBIs.

Cardinals C **Pancho Snyder**, whose .269 batting average, .327 OBP and 45 RBIs were significantly better than all other catchers in NL, was selected the All-Star backstop.

Joining Alexander on the All-Star pitching staff were his Phillies teammate **Erskine Mayer**, Pittsburgh's **Al Mamaux**, who led the league with a 1.21 ERA, and the Reds duo of **Pete Schneider**, who was unbeatable in September, and **Fred Toney**, who won 15 in only two-thirds of a season.


Breaking from past All-Star teams, selections for reliever of the year and utilityman of the year were dropped.




Player	Avg	OBP	G	AB	R	H	2b	3b	HR	RBI	BB	K	SB-CS	Sac	SF	HBP	DP	E
C Pancho Snyder, StL	.269	.327	134	443	41	119	17	2	1	45	39	41	1-2	8	3	1	9	18
1b Fred Luderus, Phila	.291	.357	141	505	71	147	36	4	9	81	49	48	13-7	0	6	6	12	15
2b Larry Doyle, NYG	.310	.360	148	596	90	185	29	13	4	77	48	34	22-10	2	4	2	10	20
SS Buck Herzog, Cinc	.285	.334	147	597	77	170	16	12	0	52	39	45	42-19	15	5	8	5	31
3b Heinie Groh, Cinc	.292	.351	151	602	84	176	23	2	2	71	53	50	5-5	13	10	7	8	20
LF George Burns, NYG	.275	.341	150	629	100	173	40	15	6	58	68	71	11-8	2	9	0	8	11
CF Red Killefer ,Cinc	.263	.348	147	543	87	143	27	8	2	66	49	41	5-4	4	4	24	7	11
RF Gavvy Cravath , Phila	.285	.356	151	571	98	163	31	10	35	123	66	66	8-5	0	6	0	7	25

Pitchers	W-L	ERA	G	GS	CG	Sh	Sv	IP	H	R-ER	HR	BB	SO	HB	WP
Grover Alexander, Phila	34-8	1.38	49	42	35	9	1	340.3	232	70-52	2	84	233	16	4
Erskine Mayer, Phila	25-8	1.70	40	36	26	5	0	307.0	226	96-58	5	54	142	9	0
Al Mamaux, Pitt	22-6	1.21	37	29	21	7	1	283.3	145	47-38	7	90	162	3	1
Pete Schneider, Cinc	18-13	2.70	42	32	19	2	2	280.3	233	109-84	7	97	158	2	1
Fred Toney, Cinc	15-7	1.73	25	22	17	5	0	192.3	108	42-37	0	54	81	4	0

1915 National League All-Star team




LF George Burns, NYG



CF Red Killefer, Cinc




RF Gavy Cravath, Phila
NL Most Valuable Player




3b Heinie Groh, Cinc




SS Buck Herzog, Cinc



2b Larry Doyle, NYG




1b Fred Luderus, Phila



P Pete Alexander, Phila
Cy Young winner



C Pancho Snyder, StL



P Erskine Mayer, Phila



Al Mamaux, Pitt



P Pete Schneider, Cinc



P Fred Toney, Cinc

1915 National League Batting Leaders

Batting Avg (Min 477 PA)			On Base Pct. (Min 477 PA)			Runs Batted In		
1	Fred Merkle	.310	Miller Huggins, StL	.372	Gavvy Cravath, Phila	123		
2	Larry Doyle, NYG	.309	Larry Doyle, NYG	.360	Fred Luderus, Phila	81		
3	Bill Hinchman, Pitt	.295	Vic Saier, ChiC	.358	Larry Doyle, NYG	77		
4	Heinie Groh, Cinc	.292	Fred Luderus, Phila	.357	Beals Becker, Phila	73		
5	Fred Luderus, Phila	.291	Gavvy Cravath, Phila	.356	Honus Wagner Pitt	73		
6	Buck Herzog, Cinc	.285	Bill Hinchman, Pitt	.349	Bill Hinchman, Pitt	72		
7	Gavvy Cravath, Phila	.285	Red Killifer, Cinc	.348	Fred Merkle, NYG	71		
8	Vic Saier, ChiC	.283	Fred Merkle, NYG	.346	Heinie Groh, Cinc	71		
9	Dave Robertson, NYG	.281	George Burns, NYG	.341	Sherry Magee, Bos	70		
10	Tommy Griffith, Cinc	.281	Jim Viox, Pitt	.341	Tommy Griffith, Cinc	69		
Doubles			Triples			Home runs		
1	George Burns, NYG	40	Tom Long, StL	23	Gavvy Cravath, Phila	35		
2	Fred Luderus, Phila	36	Doc Johnston, Pitt	17	Beals Becker, Phila	26		
3	Sherry Magee, Bos	35	Zack Wheat, Bklyn	17	Vic Saier, ChiC	13		
4	Vic Saier, ChiC	35	George Burns, NYG	15	Frank Schulte, ChiC	13		
5	Gavvy Cravath, Phila	31	Tommy Griffith, Cinc	15	Dave Bancroft, Phila	11		
6	Tommy Griffith, Cinc	30	Honus Wagner Pitt	14	Cy Williams, ChiC	9		
7	HI Myers, Bklyn	30	Dug Baird, Pitt	17	Fred Luderus, Phila	9		
8	Larry Doyle, NYG	29	Larry Doyle, NYG	14	Doc Johnston, Pitt	7		
9	Bill Hinchman, Pitt	29	Heinie Zimmerman, Chi	13	George Burns, NYG	6		
10	Fred Merkle, NYG	29	HI Myers, Bklyn	13	Casey Stengel, Bklyn	6		
					Art Phelan, ChiC	6		
Base hits			Runs scored			Bases on balls		
1	Larry Doyle, NYG	185	George Burns, NYG	100	Dave Bancroft, Phila	80		
2	Bill Hinchman, Pitt	176	Gavvy Cravath, Phila	98	Miller Huggins, StL	75		
3	Heinie Groh, Cinc	176	Larry Doyle, NYG	90	Red Smith, Bos	73		
4	George Burns, NYG	173	Red Killifer, Cinc	87	Herbie Moran, Bos	71		
5	Buck Herzog, Cinc	170	Heinie Groh, Cinc	84	George Burns, NYG	68		
6	Bob Fisher, ChiC	167	Ollie O'Mara, Bklyn	83	Gavvy Cravath, Phila	66		
7	Fred Merkle, NYG	165	Vic Saier, ChiC	80	Jim Viox, Pitt	64		
8	Tommy Griffith, Cinc	165	Max Carey, Pitt	80	Ollie O'Mara, Bklyn	64		
9	Gavvy Cravath, Phila	163	Dave Bancroft, Phila	80	Tommy Leach, Cinc	62		
10	Dave Robertson, NYG	160	Buck Herzog, Cinc	77	Vic Saier, ChiC	60		
	Jake Daubert, Bklyn	160			Fred Brainerd, NYG	60		
Stolen bases			Caught Stealing			Strikeouts		
1	Buck Herzog, Cinc	42	Max Carey, Pitt	21	Doug Baird, Pitt	90		
2	Max Carey, Pitt	32	Buck Herzog, Cinc	19	Frank Schulte, ChiC	88		
3	Doug Baird, NYG	29	Rabbit Maranville, Bos	19	Bill Hinchman, Pitt	84		
4	Vic Saier, ChiC	27	Bob Bescher, Cinc	16	Wilbur Good, ChiC	72		
5	Bob Bescher, Cinc	25	Frank Schulte, ChiC	15	George Burns, NYG	71		
6	Red Smith, Bos	23	Dots Miller, Pitt	15	Vic Saier, ChiC	70		
7	Larry Doyle, NYG	22	Sherry Magee, Bos	15	Honus Wagner, Pitt	70		
8	Art Butler, StL	22	George Cutshaw, Bkn	14	Gavvy Cravath, Phila	66		
9	Doc Johnston, Pitt	21	Cozy Dolan, StL	14	Owen Wilson, StL	66		
10	Herbie Moran, Bos	18	Ollie O'Mara, Bklyn	14	Miller Huggins, StL	66		

Sacrifice hits

1	Dave Bancroft, Phila	16
2	Hi Myers, Bklyn	15
3	Heinie Groh, Cinc	13
4	Ed Fitzpatrick, Bos	12
5	Bob Bescher, Cinc	12
6	Rog. Peckinpough, NYG	12
7	Ollie O'Mara, Bkn	12
8	Max Carey, Pitt	11
9	Three tied with	10
10		

Games Appeared

1	Tommy Griffith, Cinc	t154
2	Sherry Magee, Bos	t154
3	George Cutshaw, Bkn	t154
4	Hi Myers, Bkn	152
5	Bill Hinchman, Pitt	152
6	Red Smith, Bos	151
7	Heinie Groh, Cinc	151
8	Gavvy Cravath, Phila	151
9	Honus Wagner, Pitt	150
10	George Burns, NYG	150
	Dave Bancroft, Phila	150

Total Bases

1	Gavvy Cravath, Phila	319
2	George Burns, NYG	261
3	Larry Doyle, NYG	252
4	Bill Hinchman, Pitt	238
5	Vic Saier, ChiC	232
6	Tommy Griffith, Cinc	231
7	Doc Johnston, Pitt	229
8	Fred Luderus, Phila	218
9	Frank Schulte, ChiC	214
10	Fred Merkle, NYG	213

Low OB Pct. (Min 220 PA)

1	Bert Whaling, Bos	.197
2	Ivy Wingo, Cinc	.233
3	Lew McCarty, Bkn	.234
4	Jimmy Archer, ChiC	.242
5	Art Phelan, ChiC	.243
6	Art Fletcher, NYG	.252
7	Doug Baird, Pitt	.254
8	Hi Myers, Bkn	.270
9	Casey Stengel, Bkn	.272
10	Zinn Beck, ChiC	.273

Sacrifice flies

Art Fletcher, NYG	12
Heinie Groh, Cinc	10
Honus Wagner, Pitt	10
George Cutshaw, Bkn	10
George Burns, NYG	9
Art Butler, StL	8
Bill Hinchman, Pitt	8
Sherry Magee, Bos	8
Frank Schulte, ChiC	8
Fred Snodgrass, NYG-Bos	8

Hit by pitch

Red Killefer, Cinc	24
Art Fletcher, NYG	18
Ed Fitzpatrick, Bos	16
Doc Johnston, Pitt	15
Cy Williams, ChiC	13
Chief Meyers, NYG	13
Jim Viox, Pitt	12
Fred Snodgrass, NY-Bos	10
Buck Herzog, Cinc	9
Heinie Zimmermann, ChiC	8

Slugging (Min. 477 PA)

Gavvy Cravath, Phila	.559
Vic Saier, ChiC	.462
Fred Luderus, Phila	.432
Larry Doyle, NYG	.423
George Burns, NYG	.415
Doc Johnston, Pitt	.407
Fred Merkle, NYG	.399
Bill Hinchman, Pitt	.399
Tommy Griffith, Cinc	.393
Cy Williams, ChiC	.380

At bats

George Burns, NYG	629
Hi Myers, Bklyn	608
Jake Daubert, Bklyn	608
Sherry Magee, Bos	605
Frank Schulte, ChiC	603
Bob Fisher, ChiC	603
Heinie Groh, Cinc	602
George Cutshaw, Bkn	601
Bill Hinchman, Pitt	597
Buck Herzog, Cinc	597

Grounded into DPs

Tommy Griffith, Cinc	20
Heinie Zimmermann, ChiC	17
Frank Schulte, ChiC	15
George Gibson, Pitt	15
Dave Robertson, NYG	15
George Whitted, Phila	14
Casey Stengel, Bkn	14
Dots Miller, StL	13
Red Smith, Bos	13
Doc Johnston, Pitt	13

Low Bat Avg (Min 220 PA)

Art Phelan, ChiC	.162
Fred Brainerd, NYG	.178
Bert Whaling, Bos	.179
Herbie Moran, Bos	.181
Fred Snodgrass, NY-Bos	.197
Doug Baird, Pitt	.197
Tommy Leach, Cinc	.202
Art Butler, StL	.206
Ivy Wingo, Cinc	.207
Chief Meyers, NYG	.210

1915 National League Pitching Leaders

Earned Run Avg (Min. 154 IP)		Wins	Won-Lost Pct. (15 or more dec.)	
1	Al Mamaux, Pitt 1.21	Pete Alexander, Phila	34-8	Pete Alexander, Phila 34-8 .810
2	Pete Alexander, Phila 1.38	Erskine Mayer, Phila	25-8	Al Mamaux, Pitt 22-6 .786
3	Erv Kantlehner, Pitt 1.61	Walter Johnson, Wash	22-6	Erskine Mayer, Phila 25-8 .758
4	Erskine Mayer, Phila 1.70	Jeff Pfeffer, Bkn	20-13	Tom Hughes, Bos 19-7 .731
5	Fred Toney, Cinc 1.73	Jeff Tesreau, NYG	20-19	Fred Toney, Cinc 15-7 .682
6	Jeff Pfeffer, Bkn 1.83	Dick Rudolph, Bos	20-20	Eppa Rixey, Phila 13-8 .619
7	Geo. McQuillan, Pitt-Phila 1.97	Tom Hughes, Bos	19-7	Dan Griner, StL 11-7 .611
8	Al Demaree, Phila 2.43	Pete Schneider, Cinc	18-13	George Chalmers, Phila 11-7 .611
9	Pat Ragan, Bkn-Bos 2.43	Babe Adams, Pitt	18-15	Jeff Pfeffer, Bkn 20-13 .606
10	Tom Hughes, Bos 2.45	Four tied with	17	Rube Marquard, NY-Bkn 12-8 .600
Shutouts		Strikeouts		Bases on balls
1	Pete Alexander, Phila 9	Pete Alexander, Phila	233	George Pierce, ChiC 108
2	Dick Rudolph, Bos 7	Jeff Tesreau, NYG	214	Lefty Tyler, Bos 99
3	Al Mamaux, Pitt 7	Dick Rudolph, Bos	177	Wheezer Dell, Bkn 98
4	Hippo Vaughn, ChiC 6	Bill Doak, StL	169	Jack Coombs, Bkn 97
5	Erskine Mayer, Phila 5	Al Mamaux, Pitt	162	Pete Schneider, Cinc 97
6	Geo. McQuillan, Pitt-Phila 5	Pete Schneider, Cinc	158	Bill Doak, StL 94
7	Fred Toney, Cinc 5	Hippo Vaughn, ChiC	156	Jeff Tesreau, NYG 92
8	Five tied with 4	Erskine Mayer, Phila	142	Al Mamaux, Pitt 90
9		Jimmy Lavender, ChiC	142	Hippo Vaughn, ChiC 87
10		Tom Hughes, Bos	141	Larry Cheney, ChiC-Bkn 86
Innings Pitched		Total hits allowed		Total runs allowed
1	Dick Rudolph, Bos 371.7	Dick Rudolph, Bos	281	Jeff Tesreau, NYG 136
2	Pete Alexander, Phila 340.3	Jeff Tesreau, NYG	275	Lefty Tyler, Bos 120
3	Jeff Tesreau, NYG 325.3	Gene Dale, Cinc	269	Dick Rudolph, Bos 119
4	Jeff Pfeffer, Bkn 315.3	Bill Doak, StL	257	Bill Doak, StL 116
5	Erskine Mayer, Phila 307.0	Hippo Vaughn, ChiC	255	Hippo Vaughn, ChiC 113
6	Bill Doak, StL 306.7	Slim Sallee, StL	239	Gene Dale, Cinc 112
7	Gene Dale, Cinc 289.0	Pol Perritt, NYG	235	Zip Zabel, ChiC 112
8	Al Mamaux, Pitt 283.3	Bob Harmon, Pitt	235	Larry Cheney, ChiC-Bkn 111
9	Pete Schneider, Cinc 280.3	Pete Schneider, Cinc	233	Pol Perritt, NYG 110
10	Hippo Vaughn, ChiC 271.7	Pete Alexander, Phila	232	Pete Schneider, Cinc 109
Earned runs allowed		Unearned runs allowed		Games Appeared
1	Dick Rudolph, Bos t103	Erskine Mayer, Phila	35	Pete Alexander, Phila 49
2	Jeff Tesreau, NYG t103	Jeff Tesreau, NYG	33	Dick Rudolph, Bos 44
3	Bill Doak, StL 97	Lefty Tyler, Bos	28	Pete Schneider, Cinc 42
4	Hippo Vaughn, ChiC 96	Pete Schneider, Cinc	25	Gene Dale, Cinc 41
5	Zip Zabel, ChiC 95	Jack Coombs, Bkn	25	Hippo Vaughn, ChiC 41
6	Pol Perritt, NYG 94	Gene Dale, Cinc	24	Slim Sallee, StL 41
7	Lefty Tyler, Bos 92	Larry Cheney, ChiC-Bkn	22	Erskine Mayer, Phila 40
8	Lee Meadows, StL 90	Geo. McQuillan, Pitt-Phila	21	Jeff Tesreau, NYG 40
9	Bert Humphries, ChiC 89	Christy Mathewson, NYG	20	Jimmy Lavender, ChiC 40
10	Larry Cheney, ChiC-Bkn 89	Three tied with	19	Jeff Pfeffer, Bkn 39
				Babe Adams, Pitt 39

Games started

1	Dick Rudolph, Bos	43
2	Pete Alexander, Phila	42
3	Jeff Tesreau, NYG	39
4	Erskine Mayer, Phila	36
5	Bill Doak, StL	35
6	Gene Dale, Cinc	34
7	Jeff Pfeffer, Bkn	34
8	Hippo Vaughn, ChiC	33
9	Pete Schneider, Cinc	32
10	Bob Harmon, Pitts	32

Complete Games

Pete Alexander, Phila	35
Erskine Mayer, Phila	26
Dick Rudolph, Bos	25
Jeff Pfeffer, Bkn	23
Jeff Tesreau, NYG	22
Al Mamaux, Pitt	21
Pete Schneider, Cinc	19
Six tied with	17

Home Runs Allowed

Hub Perdue, Bos	14
Christy Mathewson, NYG	13
Slim Sallee, StL	13
Jeff Pfeffer, Bkn	11
Bill Doak, StL	10
Rube Marquard, NY-Bkn	10
Babe Adams, Pitt	9
Charlie Lear, Cinc	8
Eight tied with	7

Wild pitches

1	Eppa Rixey, Phila	9
2	Larry Cheney, ChiC-Bkn	8
3	Jeff Tesreau, NYG	8
4	Rube Benton, Cinc-NYG	7
5	Slim Sallee, StL	6
6	Bil James, Bos	6
7	Lefty Tyler, Bos	5
8	Jimmy Lavender, ChiC	5
9	Six tied with	4

Hit batsmen

Pete Alexander, Phila	16
Dick Rudolph, Bos	12
Pol Perritt, NYG	10
George Pierce, ChicC	9
Larry Cheney, ChiC-Bkn	9
Erskine Mayer, Phila	9
Five tied with	8

Balks

Bill Doak, StL	2
Slim Sallee, StL	1
George Chalmers, Phila	1
Pat Ragan, Bkn-Bos	1
Pol Perritt, NYG	1
Dan Griner, StL	1
Jeff Pfeffer, Bkn	1
Dolph Luque, Bos	1

Saves

1	Rube Schauer, NYG	6
2	Sailor Stroud, NYG	4
3	Dan Griner, StL	4
4	Hank Ritter, NYG	3
5	Whitey Appleton, Bkn	3
6	Lee Meadows, StL	3
7	Ferdie Schupp, NYG	3
8	Twelve tied with	2
9		
10		

Worst W-L Pct. (10 Dec)

Whitey Appleton, Bkn	2-10
Larry Cheney, ChiC-Bkn	4-15
George Pierce, ChiC	6-16
Hank Robinson, StL	5-12
Nap Rucker, Bkn	4-9
Wilbur Cooper, Pitt	4-9
Slim Sallee, StL	9-20
Hub Perdue, Bos	5-11
Zip Zabel, ChiC	6-12
Karl Adams, ChiC	5-9

W-L**Pct****High ERA (60 IP min)**


Hub Perdue, Bos	6.79
Whitey Appleton, Bkn	5.50
Larry Cheney, ChiC-Bkn	5.14
Zip Zabel, ChiC	5.15
Karl Adams, ChiC	5.09
Bert Humphries, ChiC	4.81
Wilbur Cooper, Pitt	4.66
Nap Rucker, Bkn	4.65
Rube Schauer, NYG	4.40
George Pierce, ChiC	4.34

Games Lost

1	Gene Dale, Cinc	14-21
2	Slim Sallee, StL	9-20
3	Dick Rudolph, Bos	20-20
4	Dick Rudolph, Bos	20-19
5	Bill Doak, StL	12-17
6	George Pierce, ChiC	6-16
7	Pol Perritt, NYG	10-16
8	Wheezer Dell, Bkn	12-16
9	Jimmy Lavender, ChiC	14-16
10	Lee Meadows, StL	10-15
	Babe Adams, Pitt	18-15

1915 National League batting standouts


Giants Fred Merkle and Larry Doyle's battle for batting crown went down to their final at bat



Larry Doyle

Heading into September, NYG 1b Fred Merkle had a .317 batting average, leading the NL with teammate Larry Doyle close behind at .311.

Both continued to battle it out game-after-game in September, with Merkle maintaining a slim edge until September 21, when he fell to .308 after going 2-16 in a four-game series v. Philadelphia, putting Doyle into the lead with a .312 batting average.



Fred Merkle

With the batting crown on the and the Giants facing Boston, the batting duel between Merkle and Doyle was not decided until their last batting appearance of the season.

Going into their final at bat, in the bottom of the seventh with the Giants ahead by a run, Merkle was 164-532, a .308 batting average. Doyle was 185-595, which put him at .310.

Doyle hit into a fielder's choice in his final bat, giving him a batting average of .3104. Merkle hit a two-run double off Dick Rudolph to increase his BA to .3095.

Statistically both hit .310, but the batting crown went to Doyle, who hit .3104 v. Merkle's .3095. a difference of .0009 (nine thousandths of a point)!

A comparison of Merkle vs. Doyle's average over the final series and final game:

Date	Merkle	BA	Doyle	BA
Sept 23	2-3	.310	2-4	.313
Sept 24	1-4	.309	1-4	.312
Sept 25	0-2	.308	1-5	.311
Sept 26	2-4	.3095	0-2	.3104

Phillies LF Beals Becker's power hitting came in explosive streaks



Beals Becker, Phila, was runner-up in the NL home run race with 26 HRs, despite playing in only 102 games. Becker was a force off the bench, belting three pinch-hit home runs.

OF **Beals Becker**, who served in the role of Cravath's hitting wingman, hit .266 with 26 home runs, second in the league, and drove in 73 runs, despite playing in only 102 games.

Becker batting heroics came in explosive spurts.

On May 21, he gave the first hint of things to come with a game-winning 3R HR in the bottom of the 10th, off Erv Kantlehner, to give the Phils a 6-3 win. On May 27, he hit three home runs and drove in seven runs against Chicago, all off Hippo Vaughn in an 11-3 drubbing of the Cubs. Six days later, he launched two more homers, this time off Brooklyn ace Jeff Pfeffer, driving in four of Philadelphia's six runs in a 6-3 win.

On June 19, Becker had a second seven-RBI game, including a 3R HR off Robin righthander Jack Coombs. From June 23-25, Becker homered in three straight games.

From July 17-20, Becker hit four home runs in three games, three of them off Cardinal ace Bill Doak.

As the season wore on, a combination of injuries and Becker's limited defensive skills limited his playing time, so he turned his batting heroics in a different direction – pinch hitting.

On July 26, Becker hit a two-run pinch hit blast off Boston's Iron Davis in a 4-2 loss to the Braves.

On August 17, Becker hit a two-run pinch-hit HR off Pittsburgh's Bob Harmon and after remaining in the lineup, added a solo shot off reliever Joe Conzelman. Eight days later, Becker again took Hippo Vaughn deep, this time with a three-run pinch-hit homer off the Cub lefty.

Gavvy Cravath's power hitting was driving force in the Phillies offense.

MVP Gavvy Cravath gave early notice that he was headed toward an outstanding season. On Opening Day, April 11, Cravath hit solo home runs in his first two at-bats of the season, both off Boston's Dick Rudolph, to lead the Phillies to a 5-3 win. Two days later, he hit a two-run HR off Dick Crutcher to spark a four-run rally as the Phils rolled to a 9-1 win over the Braves.

From May 9-14, Cravath hit three two-run homers, climaxed by a 5-5 performance against the Cubs on the 14th.

Cravath got hot again from June 15-21, hitting four homers in three games, including two off Brooklyn's Whitey Appleton on June 21.

On Aug 8, Cravath slammed NYG Pol Perritt with a solo HR and a 3R HR as Philadelphia won 9-0. Five games later, on Aug 13, he hit a 2R HR off Cincinnati's Gene Dale and added a solo shot (#23) off Charlie Lear.

He reached 100 RBIs on August 30 with another HR off Lear, this time a walk-off HR to win a 5-4 decision in the 11th inning over Cincinnati, which was also his 100th RBI of the season.

On Sept. 8, Cravath hit a pair of home runs off Chicago's Bert Humphries to lead Philly to a 6-4 win over the Cubs.

Cravath saved his best for a dramatic performance, in the next-to-last series of the season, facing the Giants. In the third game of the series on Sept 20, Cravath beat the Giants 5-3 with an 11th inning two-run homer off Fred Herbert. In the next game, on Sept. 21, Cravath hit a two-run HR off Jeff Tesreau in the eighth inning to lift the Phils to a come-from-behind 3-2 victory. The two game-winners gave the Phillies three of four wins in the series vs NYG.

Chicago's Vic Saier got off to great start, but faded as the season progressed.


The Cubs may have gotten off to a slow start, but for Chicago 1b **Vic Saier**, it looked like 1915 might have been his year to shine.

Saier got off to a rousing start against Pittsburgh Apr 18-20, going 6-12 with three doubles and two homers.


On May 3 vs. the Braves, Saier was a one-man gang. He tied the game in the seventh with a 2R HR and drove in the game winner with an RBI single in the 10th in a 5-4 win over Boston, going 5-12, .400 in the series. On his next series, against NY, Saier was 8-12, .750 with a pair of doubles and a triple, but the Cubs lost all three games.

By the end of May, Saier was hitting .349 and, with 17 doubles and his eight home runs were second only to Gavvy Cravath's nine homers. He led the league in slugging percentage of .629, just above Cravath and had 25 RBIs, fourth in the NL.

It was fun while it lasted, but Saier's stats slowly declined as the season moved forward and the Cubs dropped place in the standings dropped with him. The Cubs eventually toppled into the cellar for a long stretch before settling into seventh place. Saier still wound up an excellent season, hitting a respectable .283 with 13 HRs, 35 doubles and 62 RBIs.



NL home run king **Gavvy Cravath**



Chicago 1b **Vic Saier**

1915 National League Batting Highlights

Notable performances, team

<u>Date</u>	<u>Team</u>	<u>Opponent</u>	<u>Description</u>
Apr 11	Brooklyn	NYG	22-1 opening day win, 24 hits and 10 runs in the first inning
Apr 16	Boston	NYG	Eight XBH in 6-5, 13-inning win over NYG
May 1	Boston	ChiC	Eight runs in third inning in 13-1 win over Cubs
May 8	ChiC	Bkn	22 hits in 13-0 win v Robins; six XBH
May 9	Bkn	ChiC	17 singles, no XBH in 5-1 win over Chicago
May 27	Phila	ChiC	Nine extra base hits: Beals Becker three HRs; team w 5 doubles, triple
June 13	Cinc	ChiC	10 runs on 10 hits in sixth inning to edge Cubs 11-9
June 30	Bos	StL	18-4 win, 25 hits with Herbie Moran, Dick Egan, Hank Gowdy each with four hits
July 5	Bkn	StL	Nine runs in top of 9th inning to 11-3 win over Cards; piled up 20 hits in win
July 10	Cinc	Phila	20-2 win, 22 hits, eight runs in sixth inning of runaway win over league-leading Phillies
July 11	StL	NYG	21 hits in 14-3 pummeling of Giants; scored five runs in 8 th and five runs in 9 th innings
July 16	NYG	ChiC	Seven runs in eighth inning to knock off Chicago 14-7

Three home runs in one game

<u>Date</u>	<u>Batter</u>	<u>Opp</u>	<u>Description</u>
May 27	Beals Becker, Phila	ChiC	3R HR, 2R HR, solo HR, double, 7 RBIs, all off Hippo Vaughn in 11-3 win

Two home runs in one game

<u>Date</u>	<u>Batter</u>	<u>Opp</u>	<u>Description</u>
Apr 11	Gavvy Cravath, Phila	Bos	2 solo homers, both off Dick Rudolph, in 5-2 Opening Day win
Apr 17	Vic Saier, ChiC	StL	2 solo home runs, both off Slim Sallee in 4-3 Cubs win
Apr 20	Fred Luderus, Phila	NYG	2R HR, solo HR, both off Christy Mathewson in 10-3 Phillis win
Apr 29	Cy Williams, ChiC	StL	3R HR, solo HR, 4-4, 5 RBIs in 10-7 win
May 8	Davey Bancroft, Phila	StL	Leadoff solo HR, 2R HR, both of Slim Sallee, in 8-6 win v. Cards
May 9	Owen Wilson, StL	Phila	2R HR, solo HR, 3 RBI in 8-6 loss to Phillies
May 31 ²	Hi Myers, Bkn	NYG	Two solo HRs, one off Mathewson, other off Schauer as Robins lost 14-9 slugfest
June 2	Beals Becker, Phila	Phila	3R game-winning HR off Geo. Chalmers in 9 th ; other HR was solo shot in first
June 13	Bob Fisher, ChiC	Cinc	Two solo HRs, one off Humphries, one off Schneider in 11-9 loss
June 21	Gavvy Cravath, Phila	Bkn	2R HR, solo HR, both off Whitey Appleton in 7-3 win
July 18	Beals Becker, Phila	StL	2R HR, solo HR, both off Bill Doak in 5-3 Phillies victory
Aug 8	Gavvy Cravath, Phila	NYG	2R HR off Rube Schauer, solo HR off Pol Perritt in 9-0 win
Aug 13	Gavvy Cravath, Phila	Cinc	2R HR off Gene Dale, solo HR off Charlie Lear; 2 nd two-homer game in five days
Aug 17	Beals Becker, Phila	Pitt	PH HR off Bob Harmon, solo HR, later in game, off Jimmy Conzelman in 8-5 win
Sept 3 ¹	Dave Bancroft, Phila	Pitt	Pair of solo homers off ERA leader Al Mamaux in 5-4 win over second place Bucs
Sept 8	Gavvy Cravath, Phila	ChiC	2R HR, solo homer, both off Bert Humphries, carried Phils to 6-4 win

Five or more RBI in one game

<u>Date</u>	<u>Batter</u>	<u>Opp</u>	<u>RBI</u>	<u>Description</u>
Apr 11	Germany Schultz, Bkn	NYG	5	5-7, 3R HR, 2R triple, RBI single in 22-1 Opening Day blowout win
Apr 13	Tommy Clarke, Cinc	ChiC	5	3R HR, RBI 2b, RBI single for all of Cincy's runs in 9-5 loss to Cubs
Spr 27	Doc Johnston, Pitt	ChiC	5	2-4, 2R single, 2R double, SF in 9-3 win over Cubs
Apr 29	Cy Williams, ChiC	StL	5	4-4, 3R HR, solo HR, RBI single, HBP, 4 runs to outslug Cardinal 10-7
May 14	Gavvy Cravath, Phila	ChiC	5	5-5, 2R HR, 2R double, two singles, 5 RBIs in 9-1 Phils blowout win
June 19	Beals Becker, Phila	Bkn	7	3-4; 3R HR, two 2R singles; drove in all seven Phillies run in 7-1 win
July 2	Ollie O'Mara, Bkn	ChiC	5	4-5, 3R HR, 2R double, all off Bert Humphries, in 9-4 Robins win
July 21	Hank Gowdy, Bos	Cinc	5	2-3, 3R double, solo HR, sac RBI in 6-2 Braves win
July 29	Cozy Dolan, StL	Pitt	5	Grand slam HR, RBI single, but Cardinals lost to Babe Adams 7-5
Aug 3	Rabbitt Maranville, Bos	NYG	5	2-4, 3R triple, 2R single to pace tough 8-7 win over New York

Grand slam home runs

<u>Date</u>	<u>Batter</u>	<u>Opp pitcher</u>	<u>Description</u>
June 5	Casey Stengel, Bkn	Pat Ragan, Bos	Wasn't enough; Boston won 6-5 in 10 innings
July 17	Bert Niehoff, Phila	Slim Sallee, StL	Led Phils to 10-4 win
July 29	Cozy Dolan, StL	Babe Adams, Pitt	Dolan drove in all five Card runs in 7-5 loss to Pittsburgh

Back-to-back home runs

<u>Date</u>	<u>Batters</u>	<u>Opp pitcher</u>	<u>Description</u>
Apr 11	Beals Becker, Gavvy Cravath, Phila	Dick Rudolph, Bos	First inning of Opening Day 5-2 win v Bos
May 23	Bill Hinchman, Honus Wagner, Pitt	Pat Ragan, Bos	First inning of 3-1, 10-inning won over Bos
Aug 21	Cy Williams, Art Phelan, ChiC	Sherry Smith, Bkn	Sixth inning in brusing 10-8 win over Robins

Leadoff home runs

<u>Date</u>	<u>Batter</u>	<u>Opp. pitcher</u>	<u>Notes</u>
May 8	Davey Bancroft, Phila	Slim Sallee, StL	First of two HRs in same game; Phils won 8-6
Aug 26	Red Murray, ChiC	Geo. McQuillan, Phila	Phils went on to win 10-7 in 10 innings.

Pinch hit home runs

<u>Date</u>	<u>Batter</u>	<u>Opp</u>	<u>pitcher</u>	<u>Description</u>
May 13	Hank Gowdy, Bos	Charlie Lear, Cinc		Kicked off 3-run Braves rally in 8 th inning in 9-8 win
July 12	Vic Saier, ChiC	Dick Rudolph, Bos		2R HR in ninth, but not enough as Cubs lost 7-5
July 15	Frank Schulte, ChiC	Sailor Stroud, NYG		Solo HR, but no help as Cugs fell 10-2 to New York
July 26	Beals Becker, Phila	Iron Davis, Bos		Only two runs for Phils in 4-2 loss to Braves
Aug 17	Beals Becker, Phila	Bob Harmon, Pitt		Solo HR; stayed in game and hit another HR, off Conzelman
Aug 25	Beals Becker, Phila	Hippo Vaughn, ChiC		3R HR in top of ninth was game winner in 7-4 win
Aug 26	George Kelly, NYG	Babe Adams, Pitt		Solo HR tied game in 8 th , but Pitt went on to win 4-3 in 10
Sept 23	Charlie Schmidt, Bos	Pol Perritt, NYG		2R HR in seventh, but Braves lost to Pol Perritt 6-3
Sept 25	Bobby Byrne, Phila	Jeff Pfeffer, Bkn		3R HR, but Pfeffer survived to win 20 th game 8-3

Five or more hits in one game

<u>Date</u>	<u>Batter</u>	<u>Opp</u>	<u>Description</u>
Apr 13	Bob Fisher, ChiC	Cinc	5-5, RBI triple, four singles, 2 RBIs in 9-5 win over Cincy
May 2	Cozy Dolan, StL	NYG	5-5, 2b, 4 singles, 2 RBI, run, SB in 8-4 win that ended 8-game Giant win streak
May 14	Gavvy Cravath, Phila	ChiC	5-5, 2R HR, 2R double, two singles, 5 RBIs in 9-1 Phillies win
June 6	Fred Luderus, Phila	NYG	5-5, HR, 2 doubles, 2 singles, 3 RBIs, but Phils lost 8-7, committing 5 errors
June 15	Art Butler, StL	Cinc	5-5, triple, double, 3 singles, run in 3-2 loss to Reds
June 28	Bill Zimmerman, Bkn	Cinc	5-6, five singles, run, SB in 6-5, 13-inning loss to Reds
Aug 20	Ken Williams, Cinc	NYG	5-5, RBI double, three RBI singles, SB I 10-5 thrashing of NY
Sept 16	Jack Smith, StL	Pitt	5-5, five singles, run, but St. Louis lost 7-2 to Babe Adams

Notable individual batter performances (*pitchers performances shown under pitcher's hitting*)

<u>Date</u>	<u>Batter</u>	<u>Opp</u>	<u>Description</u>
Apr 11	Hi Myers, Bkn	NYG	4-6, four singles, 3 RBIs, run in 22-1 Opening Day blowout win
Apr 13	Cozy Dolan, StL	Pitt	5 runs in 13-0 blow win over Pitt, inc. solo HR, RBI triple, 2 BB
Apr 16	Art Fletcher, NYG	Bos	4-6, 2b, three singles, 2 RBIs in 6-5, 13-inning win over Braves
Apr 19	Fred Luderus, Phila	NYG	4-5, four singles, run, 2 RBIs in 8-0 win over NYG's Rube Marquard
Apr 17	Fitzpatrick, Bos	Bkn	4-5, triples, three singles, two runs, two SB, but Robins won 6-5
Apr 23	Heinie Groh, Cinc	ChiC	4-4, two two-run doubles, two singles intentional BG in 7-6 loss to Cubs
Apr 24	Buck Herzog, Cinc	ChiC	4-5, 2b, 3b, two singles 3 runs, RBI to lead 10-0 shutout behind Rube Benton
Apr 26	George Burns, NYG	Phila	4-5, triple, three singles, 3 RBIs in 10-9 slugfest win over Phils
Apr 26	Ivy Wingo, Cinc	StL	4-4, double, three singles, 3 RBIs in 6-3 loss to Cards
Apr 29	Cy Williams, ChiC	StL	4-4, 3R HR, solo HR, RBI single, 5 RBIs, 4 runs in 10-7 win over Cardinals
May 1	Charlie Schmidt, Bos	ChiC	4-6, four singles, 2 RBIs, 2 runs in 13-1 waltz over Cubs
May 1	Lew McCarty, Bkn	Pitt	4-5, four singles, 2 RBI, run in 10-4 walkover v. Pirates
May 3	Tommy Byrne, Phila	Cinc	4-5, four singles, 2 RBI, run in 6-1 win over Reds
May 8	Wilbur Good, ChiC	Bkn	4-6, four singles, 3 runs, 2 RBI in 13-0 romp over Robins
May 8	Heinie Zimmerman, ChiC	Bkn	4-5, 2b, 3b, two singles, 2 RBIs, run in 13-0 win v Bkn
May 9	Gavvy Cravath, Phila	StL	4-5, 2R HR, two doubles, 3 RBIs, run in 8-6 win v Cardinals
May 9	Casey Stengel, Bkn	ChiC	4-4, four singles, run BB in 5-1 win over Cubs
May 13	Jake Daubert, Bkn	StL	4-5, RBI double, three singles, 3 runs in 9-4 win over StL
May 13	Baird, Pitt	NYG	4-5, solo HR, RBI double, two singles, 4 runs to lead Bucs to 8-6 win
May 17	Cy Williams, ChiC	Bos	4-4, four singles, 2 HBP, 3 runs in 14-0 blowout win over Braves
May 19	Heinie Groh, Cinc	Bkn	4-5, four singles, 3 RBIs in 8-3 win v Robins
May 23	Tom Long, StL	Phila	4-5, 2 doubles, bases-loaded triple to lead Cards to 7-6 win over Phils
May 25	Fred Luderus, Phila	ChiC	4-5, two doubles, 4 RBIs, 2 runs in 9-2 win over ChiC
May 31 ²	Fred Merkle, NYG	Bkn	4-5, four singles, run, RBI in 14-9 win
May 31 ²	Larry Doyle, NYG	Bkn	4-5, four singles, 3 runs, 2 RBIs in 14-9 win
June 1	Larry Doyle, NYG	Bos	4-5, four singles in 6-3, 10-inning loss; second 4-hit game in a row for Doyle
June 3	Bill Hinchman, Pitt	Cinc	4-5, four singles, 2 RBIs in disappointing 5-4 loss
June 4	Bill Hinchman, Pitt	Cinc	4-5, double, 3 singles, 2 RBIs in 9-3 romp; 2 nd straight 4-hit game for Hinchman
June 4	Bruno Betzel, ChiC	StL	4-4, four singles, 2 RBIs, run in 4-3 loss to Cards
June 7	Fred Merkle, NYG	Phila	4-5, four singles, 4 RBIs to pace 7-1 win v Pete Alexander
June 8	Bill Hinchman, Pitt	ChiC	4-5, 2 doubles, 3b and single, RBI, 2 runs; fourth 4-hit game in eight days
June 11	Bob Fisher, ChiC	Cinc	4-7, two doubles, two singles, RBI, BB in 4-1, 17-inning win over Cinc
June 11	Dave Robertson, NYG	Bkn	4-5, four singles, 2 RBIs, run in 9-2 win
June 11	Lew McCarty, Bkn	NYG	4-4, double, three singles, run, but Robins lost 9-2
June 10	Zip Collins, Pitt	StL	4-8, four singles, run in marathon 2-1, 18-inning loss to StL
June 13	Heinie Groh, Cinc	ChiC	4-6, 2 doubles, 2 runs, 2 RBIs in 11-9 win over Cubs
June 15	Fred Merkle, NYG	Phila	4-4, double, three singles, run, but NY lost to Pete Alexander 6-2
June 17	Red Killefer, Cinc	StL	4-5, double, three singles, 2 RBIs in 4-1 win
June 19	Ivy Olson, Cinc	Pitt	4-4, triple, three singles, RBI, run, SB to lead Reds to 5-1 win
June 20	Larry Gilbert, Bos	NYG	4-5, four singles, 2 RBIs, run in 10-0 whitewash of Giants
June 20	Red Smith, Bos	NYG	4-5, 2R HR, three singles, 3 RBIs in 10- win
June 24	Art Fletcher, NYG	StL	4-5, four singles, three runs, 2 RBIs in 9-3 triumph
June 24	Charlie Schmidt, Bos	ChiC	4-6, four singles, 3 RBIs in 14-0 walloping of Cubs

June 30	Herbie Moran, Bos	StL	4-7, double three singles in 18-4 win over StL
<i>Notable individual batter performances , continued</i>			
<u>Date</u>	<u>Batter</u>	<u>Opp</u>	<u>Description</u>
June 30	Dick Egan	StL	4-6, HR, three singles, BB in 18-4 win over StL
June 30	Hank Gowdy Bos	StL	4-6, 2R triple, RBI double, 4 RBIs in 18-4 win over StL
July 2	Ollie O'Mara, Bkn	ChiC	4-5, five RBIs inc. 3R HR, 2R double in 9-4 Robins victory
July 5	Gus Getz, Bkn	StL	4-5, four singles, run, RBI in 11-3 win over Cards
July 6	Bert Niehoff, Phila	ChiC	4-4, 2b, three singles, BB in 5-1 win behind Al Demaree
July 7	Zip Collins, Pitt	NYG	4-5, four singles, 2 runs, RBI off Jeff Tesreau in 5-3 win
July 7	George Burns, NYG	Pitt	4-5, four singles, run, RBI off Erv Kantlehner in 5-3 loss to Bucs
July 10	Red Killefer, Cinc	Phila	4-6, 4 RBIs, double, three singles in 20-2 blowout win over Phillies
July 11	Bob Beschler, StL	NYG	4-5, 2R triple, RBI double, run, SB in 14-3 win
July 11	Cozy Dolan, StL	NYG	4-5, four singles, 2 runs, RBI in 14-3 win
July 13	Dave Bancroft, Phila	Pitt	4-5, four singles, run, RBI in 11-4 win
July 17	Art Butler, StL	Phila	4-4, 2b, three singles, 2 runs, RBI, BB, SB in rare Cardinal win over Phila
July 18	Cy Williams, ChiC	Bkn	4-5, 3R HR, three singles, HBP, SB, but Robins won 7-6 in 10 innings
July 18	Zack Wheat, Bkn	ChiC	4-5, four singles, 2 RBIs, 2 runs in 10-inning 7-6 win over Cubs
July 21	Bill Hinchman, Pitt	NYG	4-5, 2b, three singles, run, SB, but Pirates fell short, losing 3-2 in 12 innings
July 24	Dode Paskert, Phila	ChiC	4-4, double, 2 runs, RBI as Phils Alexander beat Hippo Vaughn 9-3
July 29	George Cutshaw, Bkn	NYG	4-5, two doubles, two singles, 2 runs, RBI, but Robins lost 8-7
Aug 3	Bobby Schang, Pitt	Cinc	4-5, two doubles, two singles, run, RBI in 6-4 win over Cinc
Aug 3	Joe Connolly, Bos	NYG	4-5, four singles, 2 runs in wild 8-7 come-from-behind win over Giants
Aug 10	Johnny Evers, Bos	ChiC	4-5, fopur singles, RBI, run in 6-3 win
Aug 13	Johnny Evers, Bos	ChiC	4-5, double, three singles, 2 runs in 5-3 loss; 2 nd four-hit game in the series
Aug 21	Bob Fisher, ChiC	Bkn	4-5, 2R HR, three singles, 2 runs in 10-8 over Robins
Aug 23	Jim Thorpe, NYG	Pitt	4-4, four singles, two stolen bases, two caught stealing in 2-1 loss to Bucs
Aug 25	Doc Johnston, Pitt	NYG	4-6, four singles , run, 2 RBIs in 6-5, 12-inning win
Aug 29	Bruno Betzel, StL	NYG	4-5. 2 RBI singles, double in 7-6, 13-inning loss to Giants
Aug 29	Heinie Zimmerman, ChiC	Bos	4-6, three doubles, 2 RBIs, 2 run in 7-6 11-inning win over Braves
Aug 29	Bubbles Hargrave, ChiC	Bos	4-5, four singles by little used C, RBI in 7-6 11-inning win over Braves
Aug 31	Art Phelan, ChiC	Bost	4-6, four singles, 2 SB, run in 5-3 12-inning win over Boston
Sept 1 ¹	Pancho Snyder, StL	Bos	4-5, four singles, 3 RBIs, run, SB over slumping Boston
Sept 1 ¹	Johnny Evers, Bos	StL	4-5, four singles, 2 RBIs in 10-6 loss to Cards Leon Ames
Sept 7	Jim Viox, Pitt	Bos	4-4, double, RBI, three singles in 3-1 win over Braves
Sept 7	Dave Bancroft, Phila	StL	4-5, double, three singles, RBI, run in lopsided 9-1 win
Sept 9	Bruno Betzel, StL	Bkn	4-4, four singles, run, in 3-2 victory for Red Ames
Sept 17	Tommy Leach, Cinc	ChiC	4-5, four singles, two runs in 8-0 shutout by Fred Toney
Sept 18	Casey Stengel, Bkn	Bos	4-4, two doubles, two singles, run, 2 RBIs in 3-1 win for Jeff Pfeffer
Sept 26	Miller Huggins, StL	ChiC	4-4, two doubles, two singles, run, RBI in season's last game, a 7-6 Cards win
Sept 26	Herbie Moran, Bos	NYG	4-6, four singles, 2 runs as Boston romped over New York 10-5


Steals of home

<u>Date</u>	<u>Runner</u>	<u>Opp</u>	<u>Description</u>
Apr 28	Buck Weaver, CWS	StL	Stole home at front end of double steal; CWS won 4-1
June 28	Tom Long, StL	Bos	Stole home after missed squeeze attempt; winning run in 2-1 win

Team batting notes**Cards suffer scoring drought of 39 consecutive innings May 23-27**

After putting up four runs in the fourth inning to take a 7-6 lead over Philadelphia on May 23, the Cardinals did not score for the last five innings of the game but came away with a win with Hank Robinson going the last four-plus innings to get the win. On May 24, Erskine Mayer beat Bill Doak 3-0 to finish the series with the Cards.

Moving on to Brooklyn, Robins ace Jeff Pfeffer blanked the Cards 3-0 on six hits on May 25. The next day, Righthander Wheeler Dell made it three shutout losses in a row for St. Louis, edging Lee Meadows 1-0. In the finale of the three-game set, the Cards finally pushed over a run in the sixth inning when Dots Miller doubled home Zinn Beck, but it wasn't enough as St. Louis lost 3-2 to Jack Coombs.



Craziest play of replay. In the first game of their Independence Day doubleheader v. St. Louis, the Phillies scored two runs on the most unusual play in the entire replay.

Situation: runners on 1st and 3rd, RP Board, #27, Fielding 3. Phillies 1b Fred Luderus hit a home run. The home run bounced back onto the field of play. Bert Niehoff, the runner on third scored. Possum Whitted, on first, thought the ball had been caught and returned to first. Luderus passed Whitted, which rendered Luderus out, also reducing his home run to a single, with the ruling that Whitted, who had returned to first, scored. The two runs held up and the Phillies won the game 2-1 on the strange play.

The Phils blew a 7-2 lead to NYG on June 8 but were able to rebound for a win. The Giants pushed over five runs late to tie the game at 7-7, but a 11th inning RBI single by Bert Niehoff, off Jeff Tesreau, on in relief, beat New York 8-7.

The **Boston Braves**, who hit only 22 HR as a team all season long, got **three round-trippers in one game** as they pasted the Giants 10-0 on June 20. Ted Cather and Red Smith both hit 2R HRs and Sherry Magee added a solo shot, all off Marquard.


The Phillies generated four HR in one game on June 21, with Gavvy Cravath hitting a pair of round-trippers, joined by Davey Bancroft and Fred Luderus, in a 7-3 victory over the Robins. Brooklyn starter Whitey Appleton gave up three of the HRs

The Cards beat Boston 2-1 with a strange two-run rally against Boston on June 28. Down 1-0 to Boston's Pat Ragan in the bottom of the eighth, Tom Long singled to lead off the inning, advancing to 2b on a balk by Ragan, moving to third on a single by Dots Miller and then stealing home after Owen Wilson missed a squeeze attempt. Wilson then singled, advancing Miller to third. Ragan then launched a wild pitch scoring Miller, with Wilson advancing to all the way to third base and then scoring on a groundout by Ham Hyatt. Net result in the 8th inning: two oddball runs, one RBI and 2-1 Cardinal win for Slim Sallee.

Reflective of the decline of Giants great Christy Mathewson, the **Cubs launched three homers off Mathewson on June 27**, led by P Jimmy Lavender, who was joined by Vic Saier and Cy Williams in the longball parade.

Nine is the lucky number. Brooklyn staged a remarkable come-from-behind win on July 5, **scoring nine runs on nine consecutive base hits in the ninth** to defeat St. Louis 11-3. After P Sherry Smith led off the inning with a groundout to SS, the next eight batters singled and then Sherry put the cherry on top with a three-run home run off Card reliever Dick Niehaus, making it **nine straight hits with all nine batters scoring** and an 11-3 win for the Robins.

Reds bury Philadelphia. Cincinnati handed league-leading Phillies their worst defeat of the 1915 season on July 10, **knocking off the Phils by a 20-2 score.** The Reds piled up 22 hits, scoring eight runs in the sixth and adding five more in the seventh. Reds pitcher Pete Schneider had a career day at the plate, going 3-6 with a 2R HR off Eppa Rixey and three RBIs.



Most bizarre rally of the replay. On July 24, Pittsburgh, in a game at the Polo Grounds, trailed the Giants 1-0, going into the top of the ninth.

Pirate OF Bill Hinchman walked to start the inning. After Honus Wagner flied out, Jim Viox doubled, advancing Hinchman to third base. With Hinchman at third and Viox at second, Doug Baird got aboard on a **catcher's interference call** on Giants backstop Red Dooin, loading the bases.

Giants starter **Pol Perritt then launched a wild pitch, scoring both Hinchman and Viox to put the Pirates in front 2-1**, advancing Baird to second base. Two batters later, **Max Carey singled, scoring Baird, who had reached first on the catcher's interference**, The weird rally to put the Pirates in front 3-1, which was the final score.

Chicago scored **six runs in the sixth inning**, including **back-to-back HRs by Cy Williams and Art Phelan**, to stage a **10-8 come-from-behind win over the Robins** on Aug 21. Lefty Sherry Smith gave up the HRs and was the losing pitcher.

Leavin' em stranded (13 LOB or more)

June 10	Pitt	STL	16	Plenty of opportunities, but only one run crossed home in 18 inning 2-1 loss
June 14	ChiC	Pitt	14	Prevailed with 4 runs in 11th inning after blowing numerous chances to score
June 28	Bkn	Cinc	13	Left too many on board in 6-5, 13-inning loss to Reds
July 3 ²	Bkn	ChiC	15	Robins won 8-7 in 15 innings, but had difficulty bring runners home
July 7	Bos	Cinc	14	Two runs in first, but left lots of men aboard before winning 6-5 in 14 innings
Aug 7	Bos	Bkn	15	Braves lost 7-6 in 14 innings, despite drawing 10 BB
Sept 14	Pitt	StL	15	Unable to push over game winner until 15 th despite many opportunities

Individual batting notes

Chicago CF **Cy Williams** was 8-13, .615, with a double, triple, and a homer to lead the Cubs to two of three wins against St. Louis Apr 28-30. LF **Frank Schulte** was 8-15, .533 in the same series, scoring three runs.

Phillies **Gavvy Cravath and SS Dave Bancroft teamed up to decimate St. Louis pitching in a three-game sweep of the Cardinals** May 8-10. Cravath was 9-14, .643 with 4 doubles, 2 homers, 4 runs and 7 RBIs. Bancroft was 7-15, .467 with 2 homers, 5 RBIs and 4 runs scored as the Phils won the first two games by identical 8-6 scores and a 6-2 win in the final game.

C **Pancho Snyder** led the Cards to a four-game sweep over Chicago, June 1-4. Snyder, the All-Star catcher, was red-hot, going **8-13 with five RBIs** to lead the Cardinals to their fifth win in a row.

Braves CF **Sherry Magee** was 8-14, .571 as the Braves swept Chicago July 9-12. Magee had 3 RBIs in the series.

Brooklyn 3b **Joe Schultz** opened the season with a bang Apr 11-13, in the Robins first series of the season. Schultz was 9-17,

.529. He was 5-7 in the opening game, a 22-1 rout of the Giants, and hit a home run, while driving in five runs. He finished the series with seven RBIs.

I'm walkin'. Cincinnati LF **Tommy Leach** walked in a June 7 6-5 win over St. Louis and then recorded **two bases on balls in five consecutive games**. Leach's BB streak started on June 8 v. St. Louis and continued for each of four games against Cincinnati June 10-13. Altogether Leach **walked in seven consecutive games**.



OF Tommy Leach, Cinc

Fred Luderus had a **three outstanding series during the course of the season** On Apr 18-20, against the Giants, Luderus was 8-13 with a pair of homers and three RBIs. He went 7-15, .467 with four RBIs, inc. a HR and a double, as the Phillies took three of four from NYG June 14-16. The Philly first sacker also had a great series Aug 23-26 against Chicago going 11-18, .611 with five runs, 7 RBIs.

Pittsburgh's **Doc Johnston** was **hit by a pitch three times** against Chicago on Aug 8. Johnston, although black and blue, scored on all three HBPs as Chicago won 7-2.

Larry Doyle tripled in three straight games for New York against Cincinnati, Sept 4-6, but the Giants were able to win only one of the three contests.

Pirates RF **Bill Hinchman** had an outstanding series June 1-4, going **10-16, .625** with five RBIs including three doubles as the Bucs split a four-game series with Cincinnati. Hinchman went 4-5 on both June 3 and June 4.

Later in the season, Hinchman had two more similar series. **Against the Reds, July 21-24, he went 9-15** with 3 RBIs as the Bucs won three of four. Facing the Cubs Aug 5-8, **Hinchman was 10-16, .526** with a homer, triple, two doubles, **nine RBIs**, four runs and a BB in the four games.

NYG batting champion **Larry Doyle had back-to-back four-hit games** as the calendar changed from May to June. In the second game of the Memorial Day DH vs. Brooklyn, Doyle was 4-6 in a 14-9 romp over the Robins. On June 1, Doyle reeled off four straight singles against Boston, but the Braves prevailed 6-3 in 10 innings.



Making 'em count. Boston's **Bert Whaling** hit only .179 for the season, but came up big in two games in late May. Whaling hit a 3R HR in the 8th to tie the game in a 5-4 Braves win over St. Louis on May 21. Six days later, on May 27, he hit an RBI single in the bottom of the 11th to lift the Braves to a 2-1 win over Cincinnati.

Pittsburgh CF **Zip Collins** had a great series against the Phillies Sept 1-3, going 9-16, .563 with four runs, 3 doubles and 4 RBIs. In the final game, however, he committed an error that allowed two runs to score, handing the Phils a 2-1 win, despite Bob Harmon throwing a three-hitter. Collins was traded to Boston with less than a week to go in the season.

Light-hitting Cardinal 3b **Bruno Betzel** had a fine series against Brooklyn Sept 8-11, going 9-18, .500 with a run and two RBIs.

C **Red Dooin**, with Cincinnati at the start of the campaign, had **six straight hits to open the season against Chicago**. Dooin was 4-4 with a double and two runs in the season opener, a 5-1 Reds win on April 11. Dooin had two more hits before he finally grounded out to SS on April

12.

Giants 3b **Hans Lobert went 7-13, .538** with five RBIs and three doubles as NY took two of three from St. Louis May 16-18.

Brooklyn utilityman **Dick Egan hit into four double plays over two games** Sept 18 and 19, but the Robins were able to split both games with Boston

Phillies SS **Dave Bancroft hit a surprising 11 home runs** in the replay. Bancroft hit two home runs in one game twice during the season. On May 8, Bancroft hit a leadoff HR and a 2R HR off Cardinal lefty Slim Sallee. Late in the season, in the opener of their Labor Day doubleheader against Pittsburgh, Bancroft tagged Pirate ace Al Mamaux for a pair of solo home runs.

Boston 2b **Johnny Evers, had three four-hit games in less than a month** from Aug 10-Sept. 1. Evers wound up hitting .308, but missed 58 games from Apr 14-June 17.

Brooklyn's **Hi Myers hit only four home runs, but two of the blasts came in one game**, in a 14-9 win over the Giants in the second game of Brooklyn's Memorial Day DH v. the Giants. Myers hit one of Christy Mathewson, the other off Rube Schauer.

Brothers **Zack Wheat and Mack Wheat of Brooklyn** were both 1-1 as pinch hitters.

Chicago SS **Bob Fisher hit three of his four HRs in two days**. Fisher hit two HRs against Cincinnati on June 13 and added another homer on June 14, off Walker Cooper of Pittsburgh.

Hitting streaks

New York's All-Star 2b **Larry Doyle**, the NL's batting leader in the 1915 replay, had the longest hitting streak of the replay, rapping out base hits in 23 straight games in August. His streak ended on Sept. 1 against Chicago's George Pierce, going 0-4 followed by an 0-3 game on Sept. 2. Doyle also had a 10-game hitting streak in June.

The ageless Pirate, **Honus Wagner**, had the second longest streak, hitting .300 over an 18-game span from June 10-19. Wagner's Pittsburgh teammate CF **Zip Collins** had two extended streaks including a 17-game streak in August, preceded by a 10-game streak in July.

Neither Brooklyn nor Boston had a player who had a hitting streak that reached 10 games during the replay.

Batters who reeled off batting streaks of 10 or more games:

Dates	Player, Team	Streak	Avg	OBP	AB	R	H	2b	3b	HR	RBI	BB	K	SB-CS	Sac	SF	HBP	DP
Aug 6-31	Larry Doyle, NYG	23	.374	.414	99	13	37	3	1	1	19	7	4	3-2	0	1	1	1
June 10-28	Honus Wagner, Pitt	18	.300	.329	70	5	21	7	1	0	6	4	7	3-1	0	2	0	1
Aug 2-20	Zip Collins, Pott	17	.366	.400	71	12	26	2	0	0	4	4	7	2-0	0	0	0	0
May 25-June 10	Fred Merkle, NYG	16	.532	.552	59	9	32	3	0	0	10	4	5	2-2	0	0	1	0
May 29-June 13	Dave Robertson, NYG	16	.444	.485	63	16	28	2	2	1	2	4	5	0-2	0	0	1	0
May 10-28	Bill Hinchman, Pitt	16	.387	.394	62	8	24	4	2	1	13	1	12	3-1	1	2	1	0
July 3 ² -July 19	Gavvy Cravath, Phila	16	.339	.409	56	7	19	2	1	2	9	7	7	0-0	0	2	1	1
May 9-25	Heinie Groh, Cinc	15	.328	.357	64	1	21	3	0	0	7	4	1	0-2	1	0	2	0
Sept 8-26	Buck Herzog, Cinc	14	.409	.431	66	7	27	1	1	0	9	3	5	6-3	2	1	2	0
July 6-20	Doc Johnston, Pitt	14	.328	.359	61	8	20	3	1	0	5	2	4	2-0	0	0	0	1
Apr 17-May 1	Dave Robertson, NYG	13	.377	.389	13	53	8	2	2	0	0	8	4	1-0	0	0	1	1
May 14-27	Bob Fisher, ChiC	13	.340	.364	53	5	18	1	0	1	7	1	4	0-1	1	0	1	0
June 30-July 12	Heinie Groh, Cinc	13	.327	.373	55	6	18	0	1	0	6	3	4	0-1	2	0	1	1
Apr 29-May 13	Hans Lobert, NYG	13	.309	.371	55	4	17	1	0	0	7	3	8	2-0	0	1	0	0
July 15-27	Bill Hinchman, Pitt	12	.447	.480	47	8	21	4	2	0	7	2	4	4-1	0	0	1	1
Apr 25-May 15	Honus Wagner, Pitt	11	.432	.500	32	5	16	3	2	0	8	4	1	1-0	1	1	0	0
Sept 7-19	Dave Robertson, NYG	11	.360	.373	50	5	18	1	0	0	5	1	0	0-0	1	0	0	0
May 9-21	Doc Johnston, Pitt	11	.327	.340	49	9	16	3	0	3	5	1	7	0-1	0	0	0	1
June 18-29	Heinie Groh, Cinc	11	.304	.319	46	4	14	2	2	0	2	0	2	7-3	1	0	0	0
Jun 20-July 2	Art Butler, StL	11	.298	.327	47	75	14	2	1	0	2	2	6	3-1	0	0	0	0
June 17-29	Max Carey, Pitt	11	.279	.340	43	6	12	2	0	0	1	3	2	1-2	1	0	0	0
Aug 10-20	Eddie Grant, NYG	11	.271	.314	48	9	13	1	0	0	2	3	6	2-0	0	0	0	1
July 4-20	Red Dooin,, NYG	10	.515	.515	33	6	17	0	2	1	9	0	2	0-0	0	0	0	0
May 14-24	Heine Zimmerman, Chi	10	.415	.429	41	6	17	2	2	0	6	0	1	0-0	1	0	1	1
Aug 12-21	Fritz Mollwitz, Cinc	10	.412	.459	34	4	14	1	0	0	4	2	1	0-1	1	0	1	0
Aug 31-Sept 8	Davey Bancroft, Phila	10	.410	.439	39	6	16	2	0	3	6	2	1	0-0	1	0	0	1
July 2-12	Zip Collins, Pitt	10	.372	.400	46	6	16	1	1	0	5	2	4	0-0	3	0	0	0
May 2-13	George Burns, NYG	10	.368	.467	38	12	14	4	5	2	4	7	6	0-2	0	0	0	1
July 12-21	Red Killefer, Cinc	10	.359	.432	39	6	14	1	1	0	5	4	1	1-1	0	0	1	1
June 3-13	Larry Doyle, NYG	10	.341	.391	41	8	14	1	3	0	4	4	3	1-0	0	1	0	0
Sept 2-10	Heinie Groh, Cinc	10	.333	.348	45	7	15	1	0	0	5	0	4	0-2	1	1	0	0
July 26-Aug 7	Fred Luderus, Phila	10	.310	.370	42	6	16	2	1	0	5	3	4	0-0	0	0	1	1
May 8-19	Zinn Beck, StL	10	.293	.310	42	7	12	2	2	0	9	1	3	1-0	1	0	0	1

1915 National League pinch hitting

NL pinch hitters performed at a surprisingly high level in the 1915 replay.

Six teams had a team BA of .200 or better led by the Boston Braves, whose pinch-hitters hit for an extraordinary .391 batting average and .431 on base percentage, knocking out 36 hits. The Phillies (14 RBIs) and Giants (12 RBIs) got the most production from pinch hitters.

Boston's **Dick Egan** was 8-15, .533 to top all pinch-hitters with 10 or more pinch-hitting appearances.

The most productive pinch-hitter in the league was veteran **John Hummel** of Brooklyn, who hit .345, had 10 pinch hits and drove in seven runs.

Altogether, there were nine pinch-hit home runs hit in the replay.

Philadelphia's **Beals Becker**, who was 4-14, .286 as a pinch-hitter, delivered three homers and six RBIs.

In a pinch-hitting oddity that mirrored the same unusual result in the 191 AL replay, Boston's **Fred Snodgrass** lined into a triple play against the Reds on Sept. 10. In the AL replay, St. Louis Browns OF **Bill Jacobson** hit into a triple play in a 5-0 loss to Detroit on Sept. 15.

Cardinal **Jack Roche** made the most PH appearances (37), but hit a miserable .057 (2-35), with only two hits and two walks to show for all the times he came off the bench to hit.



Dick Egan topped NL pinch-hitters with an astounding .533 BA, going 8-15..

Team pinch-hitting

Team	Avg	OBP	AB	H	2B	3B	HR	RBI	BB	Sac	SF	HE	DP	
Boston	.391	.431	92	36	3	0	1	5	7	0	2	1	1	triple play
Cincinnati	.291	.319	86	25	3	2	0	8	4	0	1	1	0	
Brooklyn	.289	.310	83	24	2	3	0	10	4	0	0	0	2	
New York	.253	.298	87	22	2	2	1	12	6	0	1	0	1	
Philadelphia	.250	.361	52	13	1	0	4	14	9	0	0	0	4	
Chicago	.205	.219	112	23	4	0	2	11	1	0	0	1	1	
Pittsburgh	.159	.229	88	14	1	0	0	4	8	3	0	0	2	
St. Louis	.136	.191	103	14	0	3	0	6	6	1	0	1	1	
AL Average	.243	.291	88	21	2	1	1	9	6	1	1	1	2	

Pinch hit leaders

Batting Avg. (Min 10 AB)	H/AB	Avg.	On base pct. (Min 10 PA)	OBP	Pinch hits	Hits
Dick Egan, Bos	8-15	.533	Tommy Clarke, Cinc	.545	John Hummel, Bkn	10
Joe Connolly, Bos	7-14	.500	Dick Egan, Bos	.539	Dick Egan, Bos	8
Tommy Clarke, Cinc	5-10	.500	Joe Connolly, Bos	.500	Joe Connolly, Bos	7
George Twombly, Cinc	5-13	.385	Beals Becker, Phila	.444	Fritz von Kolnitz, Cinc	6
John Hummel, Bkn	10-29	.345	George Twombly, Cinc	.429	Five tied with	5

Runs batted in	RBI	Bases on balls	BB	Pinch hit at bats	AB
John Hummel, Bkn	7	Oscar Dugey, Phila	4	Jack Roche, StL	35
Beals Becker, Phila	6	Beals Becker, Phila	3	Dan Costello, Pitt	32
Bud Weiser, Phila	4	Larry Gilbert, Bos	3	John Hummel, Bkn	29
Four tied with	3	Five tied with	2	Pete Knisely, ChiC	27

Doubles: Fritz von Kolnitz, Cinc 2, Pete Knisely, ChiC 2

Triples: John Hummel, Bkn 3

Home runs: Beals Becker 3

1915 National League pinch hitting

Phila. Phillies	<u>Avg</u>	<u>OBP</u>	<u>AB</u>	<u>H</u>	<u>2B</u>	<u>3B</u>	<u>HR</u>	<u>RBI</u>	<u>BB</u>	<u>Sac</u>	<u>SF</u>	<u>HB</u>	<u>DP</u>
Bobby Byrne	1.000	1.000	1	1	0	0	1	3	0	0	0	0	0
George Whitted	.500	.500	2	1	0	0	0	1	0	0	0	0	0
Milt Stock	.400	.400	5	2	0	0	0	0	0	0	0	0	0
Dode Paskert	.333	.600	3	1	1	0	0	0	2	0	0	0	0
Beals Becker	.286	.412	14	5	0	0	3	6	3	0	0	0	1
Bud Weiser	.273	.273	11	3	1	0	0	4	0	0	0	0	2
Oscar Dugey	.091	.333	11	1	0	0	0	0	4	0	0	0	1
Bert Adams	.000	.000	1	0	0	0	0	0	0	0	0	0	0
Bill Killefer	.000	.000	1	0	0	0	0	0	0	0	0	0	0
Ed Burns	.000	.000	3	0	0	0	0	0	0	0	0	0	0
Total	.250	.361	52	13	1	0	4	14	9	0	0	0	4

Pittsburgh Pirates	<u>Avg</u>	<u>OBP</u>	<u>AB</u>	<u>H</u>	<u>2B</u>	<u>3B</u>	<u>HR</u>	<u>RBI</u>	<u>BB</u>	<u>Sac</u>	<u>SF</u>	<u>HB</u>	<u>DP</u>
Ed Barney	.667	.750	3	2	0	0	0	0	1	0	0	0	0
Wally Gerber	.500	.500	4	2	0	0	0	1	0	1	0	0	0
Doug Baird	.500	.500	2	1	0	0	0	0	0	0	0	0	0
Alex McCarthy	.167	.375	6	1	0	0	0	0	2	0	0	0	0
Bobby Schang	.167	.167	6	1	1	0	0	0	0	1	0	0	0
Paddy Siglin	.167	.167	6	1	0	0	0	1	0	0	0	0	1
Red Murphy	.143	.250	14	2	0	0	0	0	2	0	0	0	0
Dan Costello	.125	.152	32	4	0	0	0	0	1	1	0	0	0
Zip Collins	.000	.167	5	0	0	0	0	0	1	0	0	0	0
Bill Wagner	.000	.000	1	0	0	0	0	0	0	0	0	0	0
Honus Wagner	.000	.000	1	0	0	0	0	0	0	0	0	0	0
Ike McAuley	.000	.000	2	0	0	0	0	0	0	0	0	0	0
Pat Duncan	.000	.000	3	0	0	0	0	0	0	0	0	0	1
Total	.159	.229	88	14	1	0	0	4	8	3	0	0	2

Cincinnati Reds	<u>Avg</u>	<u>OBP</u>	<u>AB</u>	<u>H</u>	<u>2B</u>	<u>3B</u>	<u>HR</u>	<u>RBI</u>	<u>BB</u>	<u>Sac</u>	<u>SF</u>	<u>HB</u>	<u>DP</u>
Bill Rodgers	1.000	1.000	1	1	0	0	0	0	0	0	0	0	0
Johnny Beall	.800	.800	5	4	0	0	0	0	0	0	0	0	0
Ken Williams	.500	.667	2	1	0	0	0	0	1	0	0	0	0
Tommy Clarke	.500	.545	10	5	0	0	0	1	0	0	1	1	0
Fritz von Kolnitz	.286	.318	21	6	3	0	0	3	1	0	0	0	0
George Twombly	.385	.429	13	5	0	2	0	2	1	0	0	0	0
Joe Wagner	.300	.300	10	3	0	0	0	0	0	0	0	0	0
Ivy Wingo	.083	.083	12	1	0	0	0	0	0	0	0	0	0
Tommy Leach	.000	.083	11	0	0	0	0	0	1	0	0	0	0
Fritz Mollwitz	.000	.000	1	0	0	0	0	0	0	0	0	0	0
Total	.291	.319	86	25	3	2	0	8	4	0	1	1	0

NL pinch-hitting, continued

NY Giants	<u>Avg</u>	<u>OBP</u>	<u>AB</u>	<u>H</u>	<u>2B</u>	<u>3B</u>	<u>HR</u>	<u>RBI</u>	<u>BB</u>	<u>Sac</u>	<u>SF</u>	<u>HB</u>	<u>DP</u>
Dave Robertson	1.000	1.000	2	2	0	0	0	1	1	0	0	0	0
Jim Thorpe	1.000	1.000	1	1	1	0	0	2	0	0	0	0	0
Larry Doyle	1.000	1.000	1	1	0	0	0	0	0	0	0	0	0
Ben Dyer	1.000	1.000	1	1	0	0	0	0	0	0	0	0	0
Brad Kocher	1.000	1.000	1	1	0	0	0	0	0	0	0	0	0
Larry McLean	1.000	1.000	1	1	0	0	0	0	0	0	0	0	0
Chief Meyers	.500	.571	6	3	1	0	0	0	1	0	0	0	0
Harry Smith	.500	.667	2	1	0	0	0	1	1	0	0	0	0
Marty Becker	.500	.500	2	1	0	0	0	0	0	0	0	0	0
George Kelly	.429	.429	7	3	0	0	1	1	0	0	0	0	0
Fred Brainerd	.313	.353	16	5	1	0	0	3	1	0	0	0	1
Lew Wendell	.286	.375	7	2	0	2	0	1	1	0	0	0	0
Eddie Grant	.111	.158	18	2	0	0	0	1	1	0	0	0	0
Charlie Babington	.100	.091	10	1	0	0	0	2	0	0	1	0	0
Red Murray	.000	.000	4	0	0	0	0	0	0	0	0	0	0
Bobby Schang	.000	.000	4	0	0	0	0	0	0	0	0	0	0
Total	.253	.298	87	22	2	2	1	12	6	0	1	0	1

Boston Braves	<u>Avg</u>	<u>OBP</u>	<u>AB</u>	<u>H</u>	<u>2B</u>	<u>3B</u>	<u>HR</u>	<u>RBI</u>	<u>BB</u>	<u>Sac</u>	<u>SF</u>	<u>HB</u>	<u>DP</u>
Johnny Evers	1.000	1.000	1	1	0	0	0	0	0	0	0	0	0
Charlie Schmidt	.667	.667	3	2	0	0	1	3	0	0	0	0	0
Pete Compton	.571	.571	7	4	1	0	0	3	0	0	0	0	0
Dick Egan	.533	.539	15	8	0	0	0	2	1	0	1	0	0
Joe Connolly	.500	.500	14	7	1	1	0	3	0	0	0	0	0
Walt Tregasser	.500	.500	2	1	0	0	0	1	0	0	0	0	0
Ed Fitzpatrick	.333	.500	6	2	0	0	0	0	1	0	0	1	0
Hank Gowdy	.250	.400	4	1	0	0	1	1	1	0	0	0	0
Larry Gilbert	.231	.375	13	3	0	0	0	1	3	0	0	0	0
Ted Cather	.167	.286	6	1	0	0	0	0	1	0	0	0	0
Bert Whaling	.143	.125	7	1	1	0	0	1	0	0	1	0	0
Zip Collins	.000	.000	1	0	0	0	0	0	0	0	0	0	0
Fred Snodgrass	.000	.000	6	0	0	0	0	0	0	0	0	0	1
Herbie Moran	.000	.000	7	0	0	0	0	0	0	0	0	0	0
Total	.391	.431	92	36	3	0	1	5	7	0	2	1	1

triple play v Cinc, Sept 10

Brooklyn Robins	<u>Avg</u>	<u>OBP</u>	<u>AB</u>	<u>H</u>	<u>2B</u>	<u>3B</u>	<u>HR</u>	<u>RBI</u>	<u>BB</u>	<u>Sac</u>	<u>SF</u>	<u>HB</u>	<u>DP</u>
Gus Getz	1.000	1.000	1	1	0	0	0	0	0	0	0	0	0
Mack Wheat	1.000	1.000	1	1	0	0	0	0	0	0	0	0	0
Zack Wheat	1.000	1.000	1	1	0	0	0	0	0	0	0	0	0
Al Nixon	.800	.800	5	4	1	0	0	0	0	0	0	0	0
Bill Zimmerman	.500	.500	2	1	0	0	0	0	0	0	0	0	1
John Hummel	.345	.367	29	10	1	3	0	7	1	0	0	0	0
Casey Stengel	.286	.286	7	2	0	0	0	1	0	0	0	0	0
Ivy Olson	.200	.200	5	1	1	0	0	0	0	0	0	0	0
Lew McCarty	.182	.182	11	2	0	0	0	1	0	0	0	0	0
Red Smyth	.167	.286	6	1	0	0	0	1	1	0	0	0	0
Joe Schultz	.133	.222	15	2	0	0	0	0	2	0	0	0	1
Total	.289	.310	83	24	2	3	0	10	4	0	0	0	2

NL pinch-hitting, continued

Chicago Cubs	<u>Avg</u>	<u>OBP</u>	<u>AB</u>	<u>H</u>	<u>2B</u>	<u>3B</u>	<u>HR</u>	<u>RBI</u>	<u>BB</u>	<u>Sac</u>	<u>SF</u>	<u>HB</u>	<u>DP</u>
Art Phelan	1.000	1.000	1	1	0	0	0	0	0	0	0	0	0
George Pierce	1.000	1.000	1	1	0	0	0	0	0	0	0	0	0
Frank Schulte	1.000	1.000	1	1	0	0	0	0	0	0	0	0	0
Cy Williams	1.000	1.000	1	1	0	0	0	0	0	0	0	0	0
Vic Saier	.667	.667	3	2	0	0	1	2	0	0	0	0	0
Wilbur Good	.429	.429	7	3	1	0	0	0	0	0	0	0	0
Bubbles Hargrave	.300	.300	10	3	0	0	0	1	0	0	0	0	0
Pete Knisely	.222	.250	27	5	2	0	0	5	0	0	0	1	0
Jimmy Archer	.200	.200	5	1	1	0	0	0	0	0	0	0	0
Roger Bresnahan	.200	.200	5	1	1	0	0	0	0	0	0	0	0
Red Murray	.188	.188	16	3	0	0	0	0	0	0	0	0	0
Polly McLarry	.143	.143	21	3	0	0	0	2	0	0	0	0	0
Harry Glenn	.000	.500	2	0	0	0	0	0	2	0	0	0	0
Bob Fisher	.000	.333	2	0	0	0	0	0	1	0	0	0	1
Heinie Zimmerman	.000	.000	3	0	0	0	0	0	0	0	0	0	0
John Fluhrer	.000	.000	5	0	0	0	0	0	0	0	0	0	0
Total	.205	.219	112	23	4	0	2	11	1	0	0	1	1

St. Louis Cardinals	<u>Avg</u>	<u>OBP</u>	<u>AB</u>	<u>H</u>	<u>2B</u>	<u>3B</u>	<u>HR</u>	<u>RBI</u>	<u>BB</u>	<u>Sac</u>	<u>SF</u>	<u>HB</u>	<u>DP</u>
Art Butler	1.000	1.000	1	1	0	0	0	0	0	0	0	0	0
Rogers Hornsby	1.000	1.000	1	1	0	0	0	0	0	0	0	0	0
Jack Smith	.500	.500	2	1	0	1	0	0	0	0	0	0	0
Ham Hyatt	.308	.400	13	4	0	1	0	2	0	0	0	0	0
Mike Gonzalez	.250	.333	8	2	0	0	0	0	0	0	0	1	0
Cozy Dolan	.174	.174	23	4	0	1	0	3	0	0	0	0	0
Jack Roche	.057	.108	35	2	0	0	0	0	2	0	0	0	1
Bob Bescher	.000	.000	1	0	0	0	0	0	0	0	0	0	0
Miller Huggins	.000	.333	2	0	0	0	0	1	1	1	0	0	0
Owen Wilson	.000	.000	3	0	0	0	0	0	0	0	0	0	0
Zinn Beck	.000	.000	6	0	0	0	0	0	0	0	0	0	0
Tom Long	.000	.000	6	0	0	0	0	0	0	0	0	0	0
Dots Miller	∞	1.000	0	0	0	0	0	0	1	0	0	0	0
Total	.136	.191	103	14	0	3	0	6	6	1	0	1	1

Two or more teams	<u>Avg</u>	<u>OBP</u>	<u>AB</u>	<u>H</u>	<u>2B</u>	<u>3B</u>	<u>HR</u>	<u>RBI</u>	<u>BB</u>	<u>Sac</u>	<u>SF</u>	<u>HB</u>	<u>DP</u>
Red Murray, NYG-ChiC	.150	.150	20	3	0	0	0	0	0	0	0	0	0
Bobby Schang, Pit-NY	.100	.100	10	1	0	0	0	0	0	1	0	0	0
Zip Collins, Pit-Bos	.000	.143	6	0	0	0	0	0	1	0	0	0	0

Pitcher's batting


Sixth-place Brooklyn's pitching corps had the best batting average and most hits amongst NL teams in the replay, but the Phillies pitching staff led the league with 44 runs scored.

Cincinnati's **Charlie (King) Lear** was the top hitter among NL pitchers (30 or more at bats) with a healthy .313 batting average.

The most effective hitter among the NL hurlers was New York's **Jeff Tesreau**, who had 29 hits, tops among pitchers, with a pair of home runs and 15 RBIs. Other who drove in 10 or more runs were Cincinnati's Pete Schneider (12 RBIs), Boston's Dick Rudolph (.203, one HR, 11 RBIs) and Phila ace Pete Alexander (10 RBIs)

Boston's pitchers combined for 34 RBIs and 26, but the free-swinging Braves hurlers fanned 127 times, all tops in the National League.

At the bottom end of the scale, St. Louis pitchers only hit .127 and scored 22 runs. Chicago's pitcher collectively struck out 125 times.



Cincy spot starter Charlie **(King) Lear** hit .313 to lead NL pitchers.

Team	Avg	OBP	AB	R	H	2B	3B	HR	RBI	BB	K	SB-CS	Sac	SF	HB	GIDP	E
Brooklyn	.232	.267	462	39	107	9	4	1	26	23	110	0-0	16	2	0	9	24
Phila	.198	.249	460	44	91	13	2	3	30	30	124	0-1	23	2	2	12	19
Cincinnati	.181	.215	464	39	84	6	8	1	33	17	131	0-2	22	0	3	11	36
Pittsburgh	.178	.221	437	26	78	5	1	0	26	24	104	0-2	21	5	1	17	23
New York	.165	.209	460	30	76	6	4	2	32	21	120	0-0	11	3	5	12	27
Boston	.155	.200	457	29	71	8	1	2	34	26	127	0-2	16	7	1	14	18
Chicago	.136	.179	412	38	56	7	0	2	21	19	125	4-0	21	1	3	8	30
St. Louis	.127	.169	426	22	54	9	0	0	14	21	120	0-0	20	2	1	10	21
Average	.172	.214	447	33	77	8	3	1	27	23	120	1-1	19	3	2	12	25

Phila P Al Demaree had perhaps the strangest line in the replay, 0-0 with three plate appearances in a 5-1 win over StL on Sept 5. Demaree walked, made a sacrifice and hit a sac fly for an RBI.

Brooklyn's Jeff Pfeffer had three three-hit games with an RBI, one each v Pittsburgh, Boston, and Chicago.

Notable pitcher batting performances

Home runs

Date	Batter	Opp pitcher	Notes
Apr 19	Eppa Rixey, Phila	Rube Marquard, NYG	Shutout 8-0 win over Giants
June 5	Jeff Tesreau, NYG	Al Demaree, Phila	2R HR; Tesreau went to to hold Phils to 5 hits in 6-5 win
June 7	Hippo Vaughn, ChiC	Babe Adams, Pitt	3R HR; Vaughn was 3-4 with 4 RBIs in 9-3 win
June 23	Jeff Tesreau, NG	Bill Doak, StL	2R HR; Tesreau's HR in 7 th inning was game winner in 3-1 win
June 24	Dick Rudolph, Bos	Jimmy Lavender, ChiC	3R HR; went 3-5 and pitched 14-0 shutout
June 27	Jimmy Lavender, ChiC	C. Mathewson, NY	Solo HR as Cubs beat Christy Mathewson 7-3
June 29	Salida Tom Hughes, Bos	Bill Doak, StL	2R HR in four-run 8 th inning as Hughes beat StL 7-2
July 5	Sherry Smith, Bkn	Dick Niehaus, StL	3R HR, climaxed nine consecutive hits by Bkn in 9 th in 11-3 win
July 10	Pete Schneider, Cinc	Eppa Rixey, Phila	2R HR, went 3-6 with three RBIs in 20-2 blowout win
July 11	Erskine Mayer, Phila	Fred Toney, Cinc	2R HR in 6-1 win over Reds

Notable pitcher batting performances

Date	Batter	Opp	Description
Apr 16	Jeff Tesreau, NYG	Bos	3-5, Run, triple in 13-inning, 6-5 win
Apr 22	Pete Schneider, Cinc	ChiC	3-4, triple, run in 6-4 loss to Cubs
May 1	Jeff Pfeffer, Bkn	Pitt	3-5, RBI in 10-4 win
May 7	Pete Alexander, Phila	Pitt	4-4, 2b, run in 4-1 win over Pirates
May 14	Al Mamaux, Pitt	NYG	2-2, double, 2 RBIs in 6-4 loss to Giants
June 6	Jeff Pfeffer Bkn	Bos	3-5, RBI, lost 2-1, 15-inning grinder to Braves
June 30	Jeff Tesreau, NYG	ChiC	3-3, 2 BB, 2 RBIs, , 3 runs scored in 12-5 battering of Cubs
July 2	Jeff Pfeffer, Bkn	ChiC	3-4, 2 runs, RBI in 9-4 win over Cubs
Aug 11	Dick Rudolph, Bos	ChiC	3-4, three singles in 3-1 loss to Chicago

Notable pitcher batting performances , continued

<u>Date</u>	<u>Batter</u>	<u>Opp</u>	<u>Description</u>
Aug 16	Jeff Tesreau, NYG	ChiC	2-5, two triples, RBI in 8-0 shutout win
Aug 20	Pete Schneider, Cinc	NYG	3-4, 3 runs, double in 10-5 win v Giants
Sept 7	Bob Harmon, Pitt	Bos	GW RBI in 3-1 win v Braves
Sept 19	Jimmy Lavender, ChiC	Pitt	3-5, RBI, shutout Pirates 12-0
Sept 24	Al Demaree, Phila	Bkn	3-5, 6-2 win over Robins

Hitting records for selected pitchers (30 or more AB):

Player	Avg	OBP	G	AB	R	H	2b	3b	HR	RBI	BB	K	SB-CS	Sac	SF	HBP	DP
Charlie Lear, Cinc	.313	.327		48	3	15	2	0	0	4	1	14	0-0	1	0	0	0
Erv Kantlehner, Pit	.302	.327		53	6	16	0	0	0	6	2	8	0-0	3	0	0	1
Whitey Appletn, Bk	.300	.323		30	4	9	0	1	0	3	1	6	0-0	1	0	0	0
Dan Griner, StL	.294	.357		51	7	15	8	0	1	11	2	10	0-0	6	0	0	0
Al Demaree, Phila	.281	.356		64	2	18	2	0	0	3	8	19	0-0	4	1	0	1
Sherry Smith, Bk	.279	.302		61	9	17	8	0	1	11	2	10	0-0	6	0	0	0
Hippo Vaughn, Chi	.247	.307		93	9	23	4	0	1	10	5	30	2-0	5	0	3	1
Jeff Tesreau, NYG	.246	.286		118	13	29	1	3	2	15	7	23	0-0	1	1	0	2
Frank McKenry, Cinc	.240	.367		25	5	6	0	3	0	4	5	9	0-0	2	0	0	0
Jeff Pfeffer, Bkn	.233	.242		116	10	27	0	1	0	5	2	21	0-0	4	2	0	3
Lefty Tyler, Bos	.230	.269		74	3	17	2	1	0	9	4	15	0-0	3	0	0	1
Jack Coombs, Bkn	.224	.270		67	6	15	1	1	0	4	5	16	0-0	2	2	0	2
Pete Schneider, Cinc	.210	.217		105	14	22	2	4	1	12	0	26	0-0	3	0	1	1
Eppa Rixey, Phila	.209	.254		67	9	14	1	0	1	7	4	22	0-0	4	0	0	1
Dick Rudolph, Bos	.203	.263		123	12	25	2	0	1	10	11	25	0-0	5	3	0	6
Gene Dale, Cinc	.192	.238		99	10	19	1	0	0	5	6	25	0-0	7	0	0	4
Erskine Mayer, Phila	.192	.236		99	15	19	1	2	1	8	6	22	0-0	8	1	0	2
Pete Alexander, Phila	.187	.247		139	12	26	5	0	1	9	10	29	0-1	3	0	1	7
G .McQuillan, Pit-Phi	.183	.230		82	6	15	0	0	0	3	4	23	0-0	4	0	1	1
Christy Mthwson, NY	.177	.297		62	8	11	4	0	0	6	7	17	0-0	0	1	4	3
Lee Meadows, StL	.172	.209		64	2	11	1	0	0	0	3	23	0-0	5	0	0	0
Bob Harmon, Pitt	.168	.268		95	7	16	3	1	0	3	5	27	0-0	4	1	0	5

1915 National League Pitching Highlights

No hit games

<u>Date</u>	<u>Pitcher</u>	<u>Opp</u>	<u>Score</u>	<u>Description</u>
May 2	Erkine Mayer, Phila	Cinc	1-0	Won tight battle with Reds Gene Dale; fifth straight win for Mayer
May 26	Tom Hughes, Bos	Cinc	3-0	Faced only 28 batters, 9 strikeouts to beat Gene Dale

One hit games

<u>Date</u>	<u>Pitcher</u>	<u>Opp</u>	<u>Score</u>	<u>Description</u>
May 13	Pete Alexander, Phila	ChiC	1-0	Vic Saier single in 2 nd inning; edged Hippo Vaughn, who threw 2-hitter
May 21	Red Ames, Cinc	Bkn	1-0	Gus Getz single in 2 nd ; beat Wheezer Dell, who allowed only five hits
May 31 ¹	Al Mamaux, Pitt	StL	4-0	Single by opposing P Lee Meadows in 3 rd inning
June 14	George Chalmers, Phila	NYG	5-0	George Burns single in 4th inning only Giants hit
July 9	Dick Rudolph, Bos	ChiC	1-0	Single by Heinie Zimmerman in fourth; edged Jimmy Lavender
July 19	Al Mamaux, Pitt	Bos	5-0	Johnny Evers singled in sixth inning; 7 strikeouts
Aug 28	Tom Hughes, Bos	ChiC	5-0	Jimmy Archer single in 6 th only Cubs hit
Sept 5	Hippo Vaughn, ChiC	Bkn	1-0	Opposing P Jeff Pfeffer singled for only Robins hit
Sept 17	Al Demaree, Phila	Bos	5-0	Johnny Evers, second man up, singled for only Braves hit

Two hit games

<u>Date</u>	<u>Pitcher</u>	<u>Opp</u>	<u>Score</u>	<u>Description</u>
Apr 24	Erskine Mayer, Phil	Bos	6-0	Single by Charlie Schmidt, late inning double by Hank Gowdy
Apr 29	Wheezer Dell, Bkn	Phila	0-1	Only run scored on error, single by Cravath and SF by Paskert
May 6	Jeff Pfeffer, Bkn	Cinc	2-0	Pair of scattered singles; tough duel with Rube Benton
May 7	Pete Alexander, Phila	Pitt	4-1	Two singles, both by Max Carey
May 13	Hippo Vaughn, ChiC	Phila	0-1	Lost to Pete Alexander, who threw 1-hitter; only run was unearned
May 17	Hippo Vaughn, ChiC	Bos	14-0	Second straight great outing for Vaughn, who lost May 13 two-hitter
May 24	Al Mamaux, Pitt	Bos	4-1	Sherry Magee 2b, Rabbit Maranville RBI single in 2 nd inning
June 4	Pete Alexander, Phila	Bkn	6-1	Only run scored on error, squeeze
June 12	Tom Hughes, Bos	Phila	1-0	Boston's only run scored on error by Becker; beat Alexander
June 17	Al Mamaux, Pitt	ChiC	3-0	Vic Saier double, Heinie Zimmerman single; fanned 12
June 18	Jeff Tesreau, NYG	Bos	0-1	Lost in ninth on Gowdy triple, SF to score pinch-hitter
June 20	Dick Rudolph, Bos	NYG	10-0	Allowed singles in first two innings in lopsided win
June 30	Al Demaree, Phila	Pitt	3-0	Bill Hinchman, Honus Wagner scattered singles
July 4	Pete Alexander, Phila	ChiC	8-1	RBI single in 7th by Heinie Zimmerman scored only Cubs run
Aug 18	Al Mamaux, Pitt	Bos	3-0	Sherry Magee 2b, Johnny Evers single, fanned six
Aug 29	Fred Toney, Cinc	Phila	3-0	Bancroft and Whitted singles, Toney walked only one batter
Sept 1	Phil Douglas, Bkn	Cinc	4-0	Douglas fanned nine, one BB
Sept 3 ¹	Nap Rucker, Bkn	Cinc	3-1	Leadoff double by Red Killefer led to only Reds run; beat Fred Toney
Sept 3 ²	Lee Meadows, StL	Bos	3-0	2b by Herbie Moran, single by Dick Rudolph
Sept 16	Tom Hughes, Bos	Phila	3-0	Two singles in first three innings, no hits rest of way

Three hit games

<u>Date</u>	<u>Pitcher</u>	<u>Opp</u>	<u>Score</u>	<u>Description</u>
Apr 18	Pete Alexander, Phila	NYG	3-0	Merkle 2b, pair of singles late in game by Burns, Robertson
Apr 19	Eppa Rixey, Phila	NYG	8-0	Second straight shutout win for Phils; Rixey hit HR
Apr 20	Dick Rudolph, Bos	Bkn	4-0	Bill Zimmerman two singles, Hi Myers single
Apr 22	George McQuillan, Pitt	StL	13-0	Tom Long two hits, Zinn Beck single in blowout win over Cards
Apr 22	Tom Hughes, Bos	Phila	2-1	Two hits by Fred Luderus, 1b by Becker in tough win v Alexander
Apr 23	Paul Strand, Bos	Phila	10-0	Three scattered singles in second Braves win in a row v Phillies
Apr 29	Pete Alexander, Phila	Bkn	1-0	Three scattered singles; tough win over Wheezer Dell two-hitter
May 3	George McQuillan, Pitt	Bkn	3-0	Second three-hitter in 11 days
May 5	Pol Perritt, NYG	ChiC	4-1	Two hits to Vic Saier, single by Cy Williams
May 9	Wheezer Dell, Bkn	ChiC	5-1	Three scattered singles
May 17	Eppa Rixey, Phila	Cinc	3-0	Three scattered singles; beat Gene Dale, who only allowed 4 hits
May 31 ²	Bill Doak, StL	Pitt	3-0	Allowed no hits after fourth inning to beat Bob Harmon
June 2	Pete Schneider, Cinc	Pitt	0-3	Two BB, Hinchman RBI 2b, Honus Wagner RBI single in 1 st innng
June 3	Jeff Tesreau, NYG	Bos	6-0	Scattered three singles, beat Lefty Tyler
June 5	Hippo Vaughn, ChiC	Bos	1-0	Edged Al Mamaux, who only gave up five hits
June 15	Sherry Smith, Bkn	Bos	4-2	Fanned 10, 2R double by Bert Whaling pushed over two Braves runs
June 16	Wheezer Dell, Bkn	Bos	1-0	RF Casey Stengel threw out Ed Fitzpatrick at home to end game
June 16	Gene Dale, Cinc	StL	2-1	Three scattered singles in tough 11-inning win over Slim Sallee
July 12	Pete Schneider, Cinc	Phila	10-2	Three singles, unearned run as Reds rolled over Phila
July 13	Frank McKenry, Cinc	Bkn	2-0	McKenry debut game; gave up only three singles
July 16	Al Mamaux, Pitt	Phila	2-1	Three singles; only run scored via error by 3b Doug Baird
July 23	Eppa Rixey, Phila	ChiC	7-1	RBI single by Bob Fisher scored only Cubs run
July 26	Pete Schneider, Cinc	ChiC	6-0	Heinie Zimmerman triple, Cy Williams two singles
July 29	Eppa Rixey, Phila	Bos	3-0	Walked eight, but able to work out of jam after jam
Aug 1	Bill Doak, StL	ChiC	6-1	Cy Williams RBI triple, Zimmerman with 2b, Wilbur Good w PH single
Aug 1	Al Mamaux, Pitt	Cinc	1-0	Tommy Griffith triple, scattered singles by Groh, Wingo

*NL pitching highlights, continued**Three hit games*

<u>Date</u>	<u>Pitcher</u>	<u>Opp</u>	<u>Score</u>	<u>Description</u>
Aug 1	Pete Alexander, Phila	Bkn	4-0	Two singles in first, one in second, nothing after that
Aug 4	Dick Rudolph, Bos	NYG	9-1	Larry Doyle triple and single, Snodgrass PH 1b
Aug 5	Tom Hughes, Bos	Bkn	4-2	All three Robins hits were for extra bases, but only one resulted in run
Aug 7	Erv Kantlehner, Pitt	ChiC	4-0	Scattered Cy Williams double, singles by Schulte, Phelan
Aug 7	Fred Toney, Cinc	StL	2-1	Gave up Ham Hyatt RBI triple in 9 th , but held on to win
Aug 10	Babe Adams, Pitt	Bkn	7-1	John Hummel scored Robins run on error by Honus Wagner
Aug 12	Pol Perritt, NYG	StL	5-0	Allowed two extra base hits, but kept Cards off scoreboard
Aug 15	Pete Alexander	Pitt	4-1	Zip Collins with 2b and single, Ed Barney with single
Aug 16	Jeff Tesreau, NYG	ChiC	8-0	Allowed three singles; lots of support from 15-hit Giant attack
Aug 20	Pete Alexander, Phila	StL	5-0	Scattered three singles in late innings to glide past Cards
Aug 21	Red Ames, StL	Phila	2-0	Edged Erskine Mayer; scattered three singles
Aug 24	Jack Coombs, Bkn	StL	3-0	Three singles; struck out nine
Aug 25	Bill Doak, StL	Bkn	6-1,	Casey Stengel tripled, scored only run for Robins
Aug 26	Jeff Pfeffer, Bkn	StL	4-0	Scattered singles by Red Ames, Art Butler, Owen Wilson
Aug 28	George Chalmers, Phila	Cinc	7-0	Three scattered singles, walked four
Aug 30	Larry Cheney, Bkn	Pitt	1-0	Allowed no hits over final seven innings of 10-inning win
Sept 3 ²	Bob Harmon, Pitt	Phila	1-2	Lost in bottom of ninth on pair of walks, error by CF Zip Collins
Sept 11	Pete Alexander, Phila	ChiC	1-0	Alex outdueled Jimmy Lavendar in 11-inning battle
Sept 14	Fred Toney, Cinc	ChiC	7-0	Frank Schulte 3b, Jimmy Archer 2b, Wilbur Good single
Sept 17	Fred Toney, Cinc	ChiC	8-0	Toney second three-hit shutout in four days over Chicago
Sept 18	Fred Herbert, NYG	Phila	1-0	First start for call-up, gave up two hits in 1 st , only more in rest of game
Sept 18	Dick Rudolph, Bos	Bkn	6-1	Triple by Geo. Cutshaw followed by Hi Myers sac fly scored only run
Sept 24	Bob Harmon, Pitt	Cinc	2-1	Allowed three singles; Harmon won 17 th game of season

1-0 games

<u>Date</u>	<u>Winner</u>	<u>Loser</u>	<u>Description</u>
May 2	Erkine Mayer, Phila	Gene Dale, Cinc	Mayer no-hitter; Dale only allowed 4 hits inc. Cravath SF in third
May 12	Dick Rudolph, Bos	Pete Schneider, Cinc	Four hitter in tough battle vs Schneider
May 13	Pete Alexander, Phila	Hippo Vaughn, ChiC	Alex threw one-hitter, Vaughn only allowed two hits, unearned run
May 21	Red Ames, Cinc	Wheezer Dell, Bkn	Ames one-hitter; Dell gave up only five hits, groundout run
May 31	George Pierce, Chi	Red Ames, Cinc	13-inning classic; Schulte squeezed home winning run
June 5	Hippo Vaughn, ChiC	Al Mamaux, Pitt	Cy Williams drove in only run with RBI double in 7 th inning
June 12	Tom Hughes, Bos	Pete Alexander, Phila	Hughes two-hitter; Alex lost on 4th inning error by Beals Becker
June 16	Wheezer Dell, Bkn	Dick Rudolph, Bos	Ed Fitzpatrick, Bos, tying run, thrown out at home to end game
June 18	Iron Davis, Bos	Jeff Tesreau, NYG	Boston won in ninth on Gowdy triple, SF to score Ed Fitzpatrick
June 26	Bert Humphries, ChiC	Pat Ragan, Bos	Humphries lone bright spot in otherwise poor season
July 9	Dick Rudolph, Bos	Jimmy Lavender, ChiC	Rudolph one-hitter; Larry Gilbert drove in only run in eighth
Aug 1	Al Mamaux, Pitt	Fred Toney, Cinc	Scattered Reds three hits; winning run on Honus Wagner RBI 1b
Aug 5	Tom Hughes, Bos	Jack Coombs, Bkn	All three Robins hits were for extra bases in 4-2 Braves win
Aug 11	Pete Schneider, Cinc	Pete Alexander, Phila	Threw seven-hitter; winning run scored on error by Luderus
Aug 23	Pat Ragan, Bos	Gene Dale, Cinc	Wild pickoff throw by Reds C Ivy Wingo let in winning run in 10 th
Aug 30	Larry Cheney, Bkn	Al Mamaux, Pitt	Robins scored in 10 th to end Mamaux 11-game win streak
Sept 6	Hippo Vaughn, ChiC	Jeff Pfeffer, Bkn	Pfeffer had only Brooklyn hit, in fifth inning
Sept 11	Pete Alexander, Phila	Jimmy Lavender, ChiC	11-inning battle decided on sac fly by Possum Whitted
Sept 18	Fred Herbert, NYG	Geo. McQuillan, Phila	Fired three-hitter at Phillies in debut performance

Nine or more strikeouts in one game

<u>Date</u>	<u>Pitcher</u>	<u>Opp</u>	<u>Score</u>	<u>K</u>	<u>Description</u>
Apr 27	Grover Alexander, Phila	NYG	1-2 (10)	10	Lost in 10 th when Red Murray squeezed home run
May 3	Grover Alexander, Phila	Cinc	6-1	10	Only allowed four hits, unearned run in win over Reds
May 16	Wheezer Dell, Bkn	Pitt	2-3	9	Gave up two runs in 7 th , tough loss to Pitt
May 26	Tom Hughes, Bos	Cinc	3-0	9	No-hitter ; allowed only one baserunner on BB
May 27	Al Mamaux, Pitt	NGY	3-1	10	Included seven Ks in a row
June 13	Bill Doak, StL	Pitt	13-2	9	Only gave up four singles; Pirates made five errors,
June 15	Sherry Smith, Bkn	Bos	4-2	10	Only allowed three hits
June 17	Al Mamaux, Pitt	ChiC	3-0	10	Threw two-hitter
June 26	Jeff Tesreau, NYG	StL	5-1	11	Cruised after Giants scored 5 runs in fifth
June 30	Jeff Tesreau, NYG	ChiC	12-5	9	Went 3-3, two BB, two RBIs in Giants romp
July 2	Erv Kantlehner, Pitt	Bos	1-2	9	Lost tough decision to Lefty Tyler
July 3 ²	Wheezer Dell, Bkn	ChiC	8-7	11	Pitched 9.3 innings in relief to get 15-inning win
July 1	Pete Schneider, Cinc	NYG	6-2	9	Beat Pol Perritt; gave up seven hits
July 2	Pete Alexander, Phila	StL	3-1	9	Went distance in marathon game
Aug 5	Pete Alexander, Phila	NYG	6-2	10	Walked none in 10-inning win
Aug 6	Hippo Vaughn, ChiC	Pitt	6-4	10	Allowed six hits, three walks

*NL pitching highlights, continued**Nine or more strikeouts in one game*

<u>Date</u>	<u>Pitcher</u>	<u>Opp.</u>	<u>Score</u>	<u>K</u>	<u>Description</u>
Aug 18	Jack Coombs, Bkn	ChiC	8-3	9	Walked six, but all eight Cubs hits were singles
Aug 20	Jimmy Lavender, Chic	Bkn	4-3	10	No walks; Robins had 12 hits, but left 10 on base
Aug 23	Erv Kantlehner, Pitt	NYG	2-1	10	Allowed seven hits, four by Jim Thorpe
Aug 26	Jeff Tesreau, NYG	Pitt	3-4	10	Lost on error by Art Fletcher, SF in bottom of 10 th
Aug 24	Jack Coombs, Bkn	StL	3-0	9	Only gave up three hits in shutout win
Aug 30	Rube Benton, NYG	StL	4-3	10	Won in 11 th on Doyle triple, Merkle sac fly
Aug 31	Rube Schauer, NYG	StL	6-1	13	Ended Giants 8 game losing streak, allowed 7 hits
Sept 6	Phil Douglas, Bkn	Cinc	4-0	9	Douglas only allowed two hits, both by Buck Herzog
Sept 8	Bill Doak, StL	Bkn	5-4	9	Fanned nine Robins in 10-inning win
Sept 10	Jeff Tesreau, NYG	Pitt	4-3	9	Won in 10 innings, hit three Pirate batters
Sept 10	Jimmy Lavender, ChiC	Pitt	12-0	9	Threw four-hitter, walked one

Out of control team pitching

Date	Team	Opp	BB	Notes
Apr 25	Philadelphia	NYG	9	Al Demaree 7 BB, six of them in sixth inning in 12-3 loss to Giants
Apr 27	Pittsburgh	ChiC	9	Starter Zip Zabel 6 BB, reliever Bert Humphries 3 BB in 9-4 loss to Pirates
May 22	Brooklyn	ChiC	10	
Aug 7	Brooklyn	Bos	9	Phil Douglas 6 BB, Wheezer Dell 3, but Robins won 7-6 in 14 innings

Out of control - individual pitcher

Date	Pitcher	Opp	BB	Notes
June 10	Al Demaree, Phila	Bos	8	Demaree only allowed three hits to win 2-1 in 11 innings
July 28	Lefty Tyler, Bos	Phila	8	Phils scored four in 2 nd inning, went on to win 6-0
July 29	Eppa Rixey, Phila	Bos	8	Struggled with control, but only allowed three hits in 3-0 win
Aug 17	Lefty Tyler, Bos	StL	8	Won 3-1 despite control problems

Individual pitching notes**Al Mamaux fans seven in a row as Pirates beat Giants**

Pittsburgh's Al Mamaux fanned 10 Giants in a 3-1 win on May 27, but the highlight of the game was **seven consecutive strikeouts** by Mamaux. After surrendering a single to George Burns to start the second Mamaux fanned Dave Robertson, Fred Merkle, and Fred Brainerd to end the inning. His strikeout streak continued in the third, fanning Harry Smith, Christy Mathewson and Fred Snodgrass in order. He started the fourth inning with a seventh consecutive K, putting away Hans Lobert before Larry Doyle ended things by walking.




P Al Mamaux, Pitt

New York righthander **Pol Perritt fanned six in a row to open the game** against Brooklyn on May 30 and went on finish with eight Ks while beating Jeff Pfeffer 4-3.

In a 5-1 loss to the Braves on Sept 6., Pittsburgh lefty **Erv Kantlehner hit four Boston hitters**, two of whom scored.

Pittsburgh's **Wilbur Cooper** was only 4-9 for the Bucs for the 1915 replay. All four of his victories were over the Cubs.



St. Louis lefty **Slim Sallee** allowed only **one run in 16 innings** in a 2-1 Cardinals 18-inning win over Pittsburgh on June 10, but did not come away with the win.

Sallee allowed 11 hits, but stranded 16 Pirate baserunners in a great matchup with **Bob Harmon**, who went the distance, allowing only five hits. Harmon lost the game in the 18th when **Cozy Dolan** hit his second HR of the season to win the game for St. Louis. Lee Meadows won the game in relief.

Brooklyn's **Wheezer Dell won an impressive nine-inning-plus relief performance against Chicago on July 3.** In the second game of their Independence Day double-header, Dell went 9.3 innings in relief, allowing four runs (three earned), but striking out 11 to lead the Robins to a wild 8-7 win.

Cincinnati's **Fred Toney went the distance to beat Chicago 4-1 in 17 innings on June 11.** Toney gave up 11 hits, but the Cubs could only manage an RBI double by Bob Fisher in the eighth inning. Hippo Vaughn started for Chicago but left the game for a pinch-hitter in the ninth. Relievers Zip Zabel and Karl Adams combined for six scoreless innings, but the Reds finally put it away with three runs off Jimmy Lavender in the top of the 17th. The **Cubs rebounded the next day to beat Cincinnati 2-1 in 12 innings** behind Giants great **Christy**

Mathewson (5L, ZZ) got off to a surprising 6-3 start, including a 4-0 shutout win over Boston on June 10. Mathewson began to tire, however, losing five straight from June 21-June 11, before stopping his losing streak with a 4-0, four-hit win over Cincinnati. The old-timer lost three in a row from Aug 21-Sept 2, but again showed a flash from the past in his final appearance of the season, throwing his third shutout of the year to be Pittsburgh 6-0 on six hits.

Cincinnati righthander **Frank McKenry** made a notable debut, throwing a pair of three-hit shutouts in his first two starts. In his first start, on July 13 McKenry blanked Brooklyn 3-0 on three hits. In his second start, he shut out the Giants 6-0, allowing only three scattered singles. McKenry went on to finish 10-3 for the Reds, winning his final five decisions in a row, three of them in relief in September.



P Frank McKenry, Cinc

Giants great **Christy Mathewson (5R, ZZ) got off to a surprising 6-3 start**, including a 4-0 shutout win over Boston on June 10. Mathewson began to tire, however, losing five straight from June 21-June 11, before stopping his losing streak with a 4-0, four-hit win over Cincinnati. The old-timer lost three in a row from Aug 21-Sept 2, but again showed a flash from the past in his final appearance of the season, throwing his third shutout of the year to be Pittsburgh 6-0 on six hits.

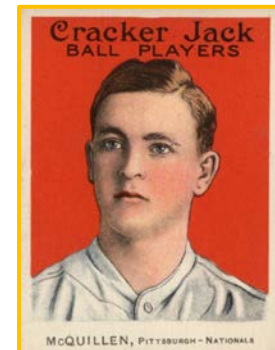
Cincinnati's **Fred Toney went the distance to beat Chicago 4-1 in 17 innings on June 11**. Toney gave up 11 hits, but the Cubs could only manage an RBI double by Bob Fisher in the eighth inning. Hippo Vaughn started for Chicago but left the game for a pinch-hitter in the ninth. Relievers Zip Zabel and Karl Adams combined for six scoreless innings, but the Reds finally put it away with three runs off Jimmy Lavender in the top of the 17th. **The Cubs rebounded the next day to beat Cincinnati 2-1 in 12 innings** behind Larry Cheney, who threw his best game of the season, and Zabel, who won in relief.

Cincinnati's **Gene Dale** led the NL with 21 losses. The Reds failed to score in five of Dale's setbacks, losing two of the games by 1-0 scores. The Reds scored only one run in three of Dale's other losses.

Brooklyn appeared headed for seventh place as late as mid-August, but a surge by **Jeff Pfeffer** lifted the Robins into a sixth-place finish. Pfeffer won seven of his last nine decisions from Aug 26 through the end of the season. One of the two losses he incurred during the stretch run was a 1-0 setback to Hippo Vaughn on Sept 5, with Vaughn driving in the only run.

After a slow start to the season, things were looking up for Brooklyn's **Sherry Smith**, who reeled off a five-game win streak June 26-July 10. Smith's fortunes reversed, however, losing his next six decisions in a row through Aug 21, starting with a relief loss to the Cardinals on July 22.

George McQuillan, who was having an outstanding year with Pittsburgh going 14-7, was surprisingly dealt to Philadelphia, on waivers, on August 7. McQuillan's debut with the Phils was outstanding, blanking New York 9-0 on five hits on August 8. His fortunes immediately changed, however, losing five of his final seven decisions with the Phils to finish a disappointing 3-5.



P George McQuillan finished 14-7 with 11 of wins coming with Pittsburgh before being

Things looked up for Chicago lefty **George Pierce** after a marvelous 1-0 13-inning shutout against Cincinnati on May 31, improving his record to 3-3. The extra-inning game must have taken something out of Pierce, however, as he lost his next nine decisions in a row until blanking St. Louis 1-0 on August 2. Pierce finished the replay at 6-16.

Back-to-back shutouts

Pitcher	Date, opponent	Result
Al Mamaux, Pitt	May 31, St. Louis, 4-0	Cincinnati 3-0, June 2
George Chalmers, Phila	June 14, NYG 5-0	Brooklyn 7-0, June 18
Dick Rudolph, Bos	June 20, NYG, 10-0	June 24, Chicago 14-0
Pete Alexander, Phila	July 9, Cincinnati 1-0	July 14, Pittsburgh 3-0
Tom Hughes, Bos	Aug 21, Pittsburgh, 4-0	Aug 28, Chicago, 5-0 <i>relief appearance Aug 26, ND, between shutouts</i>
Fred Toney, Cinc	Sept 14, Chicago 7-0	Sept 17, Chicago 8-0

Winning streaks (decisions)	Streak	Dates	Pitcher	Streak	Dates
Pete Alexander, Phila	11	Apr 29-June 4	Babe Adams, Pitt	5	July 20-Aug 10
Al Mamaux, Pitt	11	June 27-Aug 18	<i>Win streaks, continued</i>		
Tom Hughes, Bos	10	June 23-Aug 28	Frank McKenry, Cinc	5	Aug 24-Sept 18
Rube Marquard, NYG	7	Apr 24-May 29	Bob Harmon, Pitt	5	Sept 7-24
Fred Toney, Cinc	7	June 5-July 6	Pete Schneider, Cinc	5	Sept 10-25
Pete Alexander, Phila	7	July 2-24			
Jeff Tesreau, NYG	5	Apr 16-May 6	Losing streaks	Streak	Dates
Dan Griner, StL	5	June 25-Sept 11	George Pierce, ChiC	9	June 18-July 27
			Slim Sallee, StL	7	Apr 11-June 16

Hub Perdue, Bos	7	May 7-July 2	Babe Adams, Pitt	5	May 1-June 26
Dick Niehaus, StL	6	Apr 15-Aug 29	Rube Benton, Cinc	5	June 18-July 28
Hank Robinson, StL	6	June 12-July 9	Zip Zabel, ChiC	5	June 20-Aug 8
Jack Coombs, Bkn	6	July 2-Aug 8	Christy Mathewson, NYG	5	June 21-July 11
<i>Losing streaks, continued</i>			Eppa Rixey, Phila	5	June 24-July 17
Gene Dale, Cinc	6	Aug 3-23	Larry Cheney, Ch (4)-Bkn (1)	5	June 30-Aug 25
Gene Dale, Cinc	5	Apr 22-May 17	Jimmy Lavender, ChiC	5	July 4-29
Zip Zabel, ChiC	5	Arpr 25-May 25	Whitey Appleton, Bkn	5	July 15-Sept 9



Phillies outfield (L to R): LF George Whitted, CF Dode Pasker, RF Gavvy Cravath.

NL individual pitching records against opponents

Two pitchers Pete Alexander and Erskine Mayer, won as many as seven games against a single opponent. Alexander was, 7-0 against the hapless Cardinals while Mayer was 7-0 against the sixth-place Robins.


Alexander was 13-4 against the three other first division teams and 21-4 against second division teams including six wins against the Cubs and five victories over the Robins. Alex Iso was 5-2 against the Giants.

The Giants **Jeff Tesreau** fed off the Braves with a 6-1 record. **George McQuillan**, who was with both the Pirates and Philadelphia during the season, was a combined against St. Louis.

Five different pitchers won five games against a single opponent. **Pittsburgh's Al Mamaux** was 5-0 vs Boston and Jeff Pfeffer of the Robins was 5-0 against the Pirates. Boston's **Tom Hughes** and **Bill Doak** of the last-place Cardinals were both 5-1 against the Chicago Cubs. Pittsburgh lefty **Erv Kantlehner** was 10-9 for the season with half of his wins (5-1) coming against the Giants.

Mamaux was the only pitcher to earn four wins against first-place Philadelphia, going 4-1 v. the Philies

Twenty-game winner **Dick Rudolph** was 1-5 against Philadelphia. Both Doak and Brooklyn's **Sherry Smith** were winless in five decisions against Philadelphia, both going 0-5 against the pennant winners.



Cardinal P **Bill Doak** went 0-5 vs the Phils and 5-1 vs Chicago.

Southpaw Rube Marquard was 4-0 against Brooklyn while with the Giants. After Brooklyn obtained Marquard late in the season, he was 0-2 with the Robins.

Philadelphia Phillies	Bos	Bkn	NYG	ChiC	Cinc	Pitt	StL	Total
Pete Alexander	3-3	5-0	5-2	6-0	4-2	4-1	7-0	34-8
Erskine Mayer	4-2	7-0	2-1	3-0	3-1	2-3	4-1	25-8
Al Demaree	3-0	3-0	1-2	1-3	2-3	3-2	2-0	15-10
Eppa Rixey	4-0	0-0	2-1	3-1	3-2	1-0	0-4	13-8
Geo. Chalmers	0-3	4-0	1-1	1-2	1-0	3-1	1-0	11-7
Stan Baumgartner	0-0	1-0	0-0	1-0	0-0	1-0	0-1	3-1
Geo. McQuillan	0-0	0-1	1-1	0-1	0-1	0-1	2-0	3-5
Joe Oeschger	0-0	0-1	1-0	0-0	0-0	0-0	0-0	1-1
Ben Tincup	0-0	0-0	0-1	0-0	0-0	0-0	0-0	0-1
Team	14-8	20-2	13-9	15-7	13-9	14-8	16-6	105-49

Pittsburgh Pirates	Bos	Bkn	NYG	Phila	ChiC	Cinc	Pitt	Total
Al Mamaux	5-0	1-2	3-1	4-1	4-1	2-1	3-0	22-6
Babe Adams	4-2	2-3	3-1	2-3	2-2	2-3	3-1	18-15
Bob Harmon	2-3	2-4	3-0	1-2	3-1	3-1	3-3	17-14
Geo. McQuillan	1-0	3-1	1-1	1-1	1-1	3-2	4-1	14-7
Erv Kantlehner	2-3	0-2	5-1	0-1	1-0	0-2	2-0	10-9
Wilbur Cooper	0-0	0-1	0-1	0-4	4-1	0-2	0-0	4-9
Carmen Hill	0-0	0-0	0-0	0-0	0-0	1-0	1-0	2-0
Joe Conzelman	0-0	0-0	1-0	0-2	0-1	0-0	0-0	1-3
Herb Kelly	0-0	0-1	1-0	0-0	0-0	0-0	0-0	1-1
Dazzy Vance	0-0	0-0	0-0	0-0	0-0	0-0	0-1	0-1
Team	14-8	8-14	17-5	8-14	15-7	11-11	16-6	89-65

Cincinnati Reds	Bos	Bkn	NYG	Phila	ChiC	Pitt	StL	Total
Pete Schneider	2-3	3-1	2-1	3-3	2-2	3-2	3-1	18-13
Fred Toney	2-2	2-1	2-1	2-1	3-0	1-1	3-1	15-7
Gene Dale	1-3	2-4	2-2	2-4	2-4	3-2	2-2	14-21
Frank McKenry	2-1	3-0	2-1	0-1	1-0	1-0	1-0	10-3
Charlie Lear	1-2	1-1	1-2	1-2	0-0	2-1	2-0	8-8
Red Ames	0-1	1-0	1-0	0-0	2-1	0-0	2-1	6-3
Curly Brown	0-0	0-0	1-0	0-0	0-0	0-0	1-0	2-0
Phil Douglas	0-0	0-1	0-0	0-0	1-1	1-1	0-1	2-4
Goat Cochran	0-1	0-0	0-0	0-0	0-0	0-0	0-0	0-1
Lefty George	0-1	0-0	0-1	0-0	0-0	0-1	0-0	0-3
Team	8-14	12-10	12-10	9-13	13-9	11-11	16-6	81-73

New York Giants	Bos	Bkn	Phila	ChiC	Cinc	Pitt	StL	Total
Jeff Tesreau	6-1	3-3	1-4	3-2	2-2	3-4	3-3	20-19
Pol Perritt	1-1	2-3	1-2	2-1	1-4	0-3	3-2	10-16
Rube Marquard	1-2	4-0	1-2	3-0	2-1	1-1	0-0	12-6
Sailor Stroud	0-2	1-0	1-2	3-1	3-0	0-3	3-1	11-9
Christy Mathewson	0-1	3-0	2-1	1-2	1-2	1-4	2-1	10-11
Ferdie Schupp	2-0	1-0	1-1	0-0	0-1	0-0	2-0	6-2
Rube Schauer	0-2	1-0	1-0	1-1	0-1	0-1	1-0	4-5
Fred Herbert	1-0	0-0	1-1	0-0	0-0	0-0	0-0	2-1
Rube Benton	0-0	0-0	0-0	0-1	1-1	0-1	1-0	2-3
Art Fromme	1-0	0-0	0-0	0-0	0-0	0-0	0-0	1-0
Emilio Palmero	0-1	1-0	0-0	0-0	0-0	0-0	0-0	1-1
Hank Ritter	0-1	0-0	0-0	0-1	0-0	0-0	0-0	0-2
Team	11-11	16-6	9-13	13-9	10-12	5-17	15-7	79-75

Boston Braves	Bkn	NYG	Phila	ChiC	Cinc	Pitt	StL	Total
Dick Rudolph	2-4	4-2	1-5	4-2	4-2	1-3	3-2	20-20
Tom Hughes	2-0	2-2	4-1	5-1	2-0	1-2	3-1	19-7
Pat Ragan	2-1	0-1	1-3	1-2	3-2	4-1	1-2	12-12
Lefty Tyler	2-1	2-2	0-3	1-2	1-2	1-1	1-2	8-13
Bill James	1-3	0-1	0-0	0-0	3-0	0-2	3-0	7-6
Iron Davis	0-0	1-0	1-0	0-2	1-0	0-2	1-0	4-4
Paul Strand	0-0	1-1	1-0	0-0	0-0	0-0	0-0	2-1
Art Nehf	0-1	0-1	0-0	1-0	0-1	0-2	1-1	2-6
Dolph Luque	0-0	1-0	0-0	0-0	0-0	0-0	0-0	1-0
Jesse Barnes	0-0	0-0	0-1	0-0	0-1	1-0	0-1	1-3
Dick Crutcher	1-1	0-1	0-1	0-1	0-0	0-1	0-0	1-5
Team	11-11	11-11	8-14	12-10	14-8	8-14	13-9	77-77

Brooklyn Robins	Bos	NYG	Phila	ChiC	Cinc	Pitt	StL	Total
Jeff Pfeffer	3-1	2-3	2-2	2-3	3-0	5-0	3-4	20-13
Wheezer Dell	2-2	2-2	0-4	3-1	1-3	1-4	3-0	12-16
Jack Coombs	2-3	0-2	0-2	1-3	0-1	5-1	2-1	10-13
Sherry Smith	1-1	0-2	0-5	3-2	1-1	2-1	1-2	8-14
Phil Douglas	0-0	0-1	0-0	1-0	3-1	1-1	0-1	5-4
Nap Rucker	0-2	2-2	0-2	0-0	2-3	0-0	0-0	4-9
Whitey Appleton	1-0	0-3	1-1	0-2	0-1	0-1	1-2	2-10
Raleigh Aitchison	2-0	0-0	0-2	0-1	0-0	0-0	0-0	2-3
Larry Cheney	0-1	0-1	0-0	0-0	0-0	0-0	1-1	1-3
Rube Marquard	0-0	0-0	0-1	0-0	0-1	0-0	0-0	0-2
Leon Cadore	0-1	0-0	0-1	0-0	0-1	0-0	0-0	0-3
Team	11-11	6-16	2-20	10-12	10-12	14-8	11-11	64-90

Chicago Cubs	Bos	Bkn	NYG	Phila	Cinc	Pitt	StL	Total
Hippo Vaughn	4-1	4-0	3-0	2-4	0-1	3-2	1-4	17-12
Jimmy Lavender	0-3	4-0	3-3	1-3	2-3	2-2	2-2	14-16
Bert Humphries	2-1	0-2	2-2	3-0	1-2	0-1	0-2	8-10
Zip Zabel	0-2	1-0	0-1	1-2	1-1	2-4	1-2	6-12
George Pierce	0-2	1-3	1-3	0-3	3-2	0-2	1-1	6-16
Karl Adams	3-1	1-2	0-2	0-1	1-2	0-0	0-1	5-9
Larry Cheney	0-2	1-1	0-2	0-2	1-2	1-2	1-1	3-12
Pete Standridge	1-0	0-1	0-0	0-0	0-0	0-0	1-0	2-1
Phil Douglas	0-0	0-1	0-0	0-0	0-0	0-1	1-0	1-2
Brad Hogg	0-0	0-0	0-0	0-0	0-0	0-1	0-1	0-2
Team	10-12	12-10	9-13	7-15	9-13	7-15	8-14	62-92

St. Louis Cardinals	Bos	Bkn	NYG	Phila	ChiC	Cinc	Pitt	Total
Bill Doak	1-3	2-1	1-3	0-5	5-1	0-2	3-2	12-17
Dan Griner	1-2	3-0	2-0	1-0	2-0	1-2	1-3	11-7
Lee Meadows	1-2	0-3	2-4	2-2	2-0	2-2	1-2	10-15
Slim Sallee	3-1	1-3	1-5	0-4	3-1	0-3	1-3	9-20
Red Ames	2-0	2-1	0-1	1-1	0-2	2-0	0-1	7-6
Hub Perdue	1-2	2-2	1-0	0-2	1-1	0-3	0-1	5-11
Hank Robinson	0-2	1-1	0-1	2-2	1-2	1-2	0-2	5-12
Charlie Boardman	0-0	0-0	0-0	0-0	0-0	0-0	0-1	0-1
Dick Niehaus	0-1	0-0	0-1	0-0	0-1	0-2	0-1	0-6
Team	9-13	11-11	7-15	6-16	14-8	6-6	6-16	59-95

1915 National League Fielding Highlights

Triple plays

Apr 27 Pirates pull off triple play in 9-8 win over Cubs

With Pittsburgh ahead 3-2 in the top of the fifth, Pirate starter Wilbur Cooper immediately put the tying runners on base to start the fifth inning, giving up a single to Cubs LF Frank Schulte and hitting Heinie Zimmerman with a pitch.

Vic Saier, whose hitting had been carrying Chicago, then lined a shot to Pirates 1b Doc Johnston, who stepped on first to retire Zimmerman and then threw to SS Honus Wagner, who tagged Schulte for the third out. The triple play was a key moment in the game with Pittsburgh going on to win 9-1.



May 14 Boston pulls triple play to end game, preserve win over Reds

The Braves, holding a two-run lead over Cincinnati heading into the bottom of the ninth, escaped a potential Reds rally with a triple play that abruptly ended the game and preserved Boston's 3-1 lead.

After Cincinnati's Tommy Griffith and Red Killefer opened the bottom of the ninth with back-to-back singles off Braves righthander Bill James, Reds batter Fritz Mollwitz lined out to Boston 2b Ed Fitzpatrick, who stepped on second to retire Griffith for a second out and then threw to Charlie Schmidt at first base to put away Killefer. The triple play ended the game and gave James a 3-1 complete game victory.

Sept 10 Braves Fred Snodgrass hits into triple play to end 10th inning rally, give Reds hard-fought 7-6 extra inning win

Fred Snodgrass, acquired by Boston late in the season, hit into a pinch-hit triple play as the Braves tried to fashion a come-from-behind win against Cincinnati.

With the Reds holding a 7-6 lead after Tommy Griffith tripled home the lead run in the top of the 10th, Snodgrass came to the plate with Rabbit Maranville at second and Hank Gowdy at first with nobody out. Snodgrass lined to SS Buck Herzog, who retired Maranville by stepping on second and then threw to 1b Fritz Mollwitz to put away Gowdy for a stunning game-ending triple play.

Team fielding mishaps: five or more errors in one game and other team oddities

Date	Team	Errors	Details
Apr 11	NYG	7	Opening day disaster in 22-1 loss to Chicago: Total of seven errors inc. Art Fletcher 3 errors, P Hank Ritter 2 errors, C Chief Meyers 1 error, CF Fred Snodgrass 1 error
Apr 12	StL	3	The Cards committed three errors in the bottom of the 8th inning (3b Zinn Beck two errors and P Bill Doak one error) leading to three unearned runs and a 5-4 loss to Pittsburgh.
May 5	Cinc	6	Brooklyn took advantage of six errors by the Reds for an 8-5 win. Reds starter Phil Douglas made three errors, CF Tommy Leach committed two errors and C Tommy Clarke one miscue.
May 7	NYG	5	Giants lefty Rube Marquard somehow survived five NY errors to beat Chicago 5-3. Marquard contributed one error himself while each of the four infielders, 1b Fred Brainerd, 2b Larry Doyle, SS Art Fletcher, and 3b Hans Lobert all made one error apiece. One of the baserunners who got aboard via an error scored while the four others were all stranded.
May 14	NYG	5	For the second time in a week, the Giants made five errors with Marquard pitching, but were able to pull out a 6-4 win over Pittsburgh. Larry Doyle made three errors, 3b Hans Lobert one error and RF Dave Robertson with one error.
May 24	Bos	5	Pittsburgh took advantage of sloppy defense by Braves for 4-1 win. Boston starter Dick Crutcher made an error, along with C Bert Whaling, 1b Charlie Schmidt, 2b Ed Fitzpatrick and SS Rabbit Maranville.
June 13	Pitt	5	St. Louis scored five unearned runs off Pittsburgh's five errors in a 13-2 Cardinal win. Two of the errors were made by 3b Doug Baird, who misplayed a ground ball and dropped a throw from the outfield. 2b Jim Viox, SS Honus Wagner and C George Gibson all made one error each.
June 16	ChiC	6	Cubs let in three unearned runs with P George Pierce, 2b Polly McLarry, SS Bob Fisher, 3b Art Phelan, CF Cy Williams and RF Wilbur Good all committing errors.

<u>Date</u>	<u>Team</u>	<u>Errors</u>	<u>Details</u>
June 16	Cinc	6	Red committed six errors in a game for second time during the season, but managed to squeeze by St. Louis 2-1 for their seventh win in a row. The only Cards run scored on a boot by P Gene Dale. Heinie Groh and C Tommy Clarke both made two errors and Tommie Griffith committed one miscue.
June 18	ChiC	5	Chicago lost a game on multiple errors for the second time in three days, dropping a 6-4 decision to the Cardinals. C Jimmy Archer, 1b Vic Saier, 2b Heinie Zimmerman 3b Art Phelan, and LF Frank Schulte all erred.
July 12	Phila	5	Cubs took advantage of sloppy defense by Phillies for lopsided 10-2 win. CF George Whitted let in two runs with two errors 1b Fred Luderus, RF Gavvy Cravath, and C Red Killefer also made an error apiece.
July 12	ChiC	3	Boston won 7-5 with all seven of their runs unearned , resulting from three Cubs errors .
July 18	Pitt	5	Pirates let game get away with five errors in 9-3 loss to Boston. 2b Jim Viox, C George Gibson both made two errors with P Jim Conzelman also committing an error.
July 19	Phila	4	Phils made three errors in 7th inning to let in a pair of runs, but still won 10-4.
Sept 15	Cinc	6	Reds CF Red Killefer made his second error of the game in the 10th inning allowing Vic Saier to score the winning run, handing a 4-3 win to Chicago. C Ivy Wingo also made two errors and 3b Heinie Groh and LF Tommy Leach also committed miscues. Three of the Cubs runs were unearned in a tough loss for Reds hard-luck starter Gene Dale.
Sept 16	StL	6	Sloppy fielding by the Cards allowed Pittsburgh to emerge the winner in a 16-inning 5-4 battle. Errors by 3b Bruno Betzel in the third, P Bill Doak in the fourth and back-to-back errors by 2b Dots Miller and LF Bob Bescher in the eighth all led to unearned runs and kept the Bucs in the game. RF Tom Long and 1b Ham Hyatt also made errors. In the first three innings.
Sept 25	NYG	5	Indifferent Giants fielding ceded a 10-5 game to Boston. P Rube Schauer, C Red Dooin, 2b Larry Doyle, 3b Fred Brainerd and LF George Burns all made errors. Three of the errors led to five runs in the last two innings for Boston, four of them unearned.

Individual fielding mishaps and oddities

<u>Date</u>	<u>Player</u>	<u>Description</u>
Apr 13	C Bobby Schang, Pitt	Three errors, PB and C interference call in late innings In 13-0 loss to Cardinals.
Apr 11	C Bobby Schang, Pitt	For second time in less than a month, Schang made three errors in one game , two of them on one play. None of the baserunners scored, however, but Boston beat the Pirates 2-1 in 10-inings.
Aug 11	1b Fred Luderus, Phila	Normally sure-handed 1b made three errors , one of which scored, to give Cincinnati a 1-0 win as Pete Schneider beat Pete Alexander. In the same game, Reds C Tommy Clarke was thrown out on three stealing attempts by Phillies C Bill Killefer


Fielding notes

Herbie Moran, in RF for Boston, threw out two base runners in two consecutive games against New York on Apr 16-17.

On the 16th, with the game tied at 4-4 in the bottom of the eighth, Moran threw out Giants baserunner Hans Lobert at third. In the bottom of the 13th, with the Braves ahead 5-4, Moran threw out Art Fletcher, representing the tying run, at third, but two batters later Fred Merkle scored George Burns with an RBI single, giving the Giants a hard-fought 6-5 win.

Moran's two assists on the 17th game came early in the game, in a 9-4 Boston win. Moran threw out Fred Snodgrass at home in the first inning and threw out Fred Merkle at home in the third inning.

Moran, this time playing in RF, also **threw out two Cub baserunners in two innings** on Aug 13, but Boston lost to Chicago 5-3. Moran threw out Cy Williams at home in the sixth and Bob Fisher at third in the seventh.




On July 28, the Pirates caught three Cardinal baserunners attempting to score at home, which turned out to be the difference in an 6-4 win on July 28. LF **Max Carey** threw out two of the baserunners; Lee Meadows at home in the second inning and nailed Bruno Betzel at home in the bottom of the ninth. In the 8th inning, **Zip Collins** threw out Dots Miller at home.

On May 23, Gavvy Cravath threw out Zinn Beck at 2b and Pancho Snyder at home in a 7-6 Phillies win over StL.

Cravath repeated the feat on July 28, catching two Boston Braves baserunners at home as the Phillies Al Demaree blanked Boston 6-0. Cravath threw home in the fourth to catch Red Smith at the plate. In the seventh inning, after Cravath bungled a base hit by Sherry Magee for an error, Joe Connolly tried to score on the miscue, but Cravath's throw arrived in time to catch Connolly at home.

On Aug 19, Pittsburgh's RF **Bill Hinchman** put two runners away with his throwing arm on back-to-back plays in an 8-5 Pirate loss to Philadelphia. In the second inning, Hinchman caught George Whitted trying to score from first following a base hit by Bert Niehoff, and a wild throw by Pirates C George Gibson. After Niehoff stole second, Philly C Ed Burns singled and tried to score, but Hinchman's throw beat Niehoff home for the out. Pitt LF **Ed Barney** also had an OF assist in the same game.

On Sept. 24, in the Polo Grounds, Giants RF **Dave Robertson** tossed out Braves baserunners **Herbie Moran at 3b and Joe Connolly at home.**



C Bobby Schang, Pitt, who later was dealt to NYG, made three errors in one game two times within a month's span.



Reds OF **Tommie Griffith** earned two OF assists, one from LF and the other from RF, in a 2-1 Reds loss to the Pirates on Sept 24. In the second inning, Griffith threw Doc Johnston out at home from RF. In the seventh inning, Griffith's throw home from LF beat Jim Viox to the plate, but C George Gibson dropped the throw, enabling Viox to score.

1915 National League Fielding

Regular players and players who logged significant time at a listed position are shown. Errors listed show errors committed *only at listed position*. Only players with significant playing time are listed.

Catcher E

George Gibson, Pitt	24
Pancho Snyder, StL	18
Bobby Schang, Pitt-NYG	17
Ivy Wingo, Cinc	15
Tommy Clarke, Cinc	15
Jimmy Archer, ChiC	11
Lew McCarty, Bkn	10
Bill Killefer, Phila	8
Chief Meyers, NYG	8
Red Dooin, Cinc-NYG	7
Bert Whaling, Bos	7
Ed Burns, Phila	5
Moon Miller, Bkn	5
Roger Bresnahan, ChiC	4
Mike Gonzalez, StL	4
Hank Gowdy, Bos	3

First base E

Fred Luderus, Phila	15
Fred Merkle, NYG	14
Vic Saier, ChiC	13
Charlie Schmidt, Bos	13
Dots Miller, StL	11
Doc Johnston, Pitt	10
Jake Daubert, Bkn	7
Fred Brainerd, NYG	6
Jimmy Archer, ChiC	4
Fritz Mollwitz, Cinc	4

Second base E

Bert Niehoff, Phila	34
George Cutshaw, Bkn	28
Larry Doyle, NYG	20
Miller Huggins, StL	20
Jim Viox, Pitt	19
Johnny Evers, Bos	16
Ed Fitzpatrick, Bos	15
Heinie Zimmerman, Chi C	15
Bill Rodgers, Cinc	10
Heinie Groh, Cinc	7
Polly McLarry, Chic	7
Dots Miller, StL	6

Shortstop E

Ollie O'Mara, Bkn	38
Davey Bancroft, Phila	37
Art Fletcher, NYG	35
Bob Fisher, ChiC	33
Buck Herzog, Cinc	31
Rabbit Maranville, Bos	31
Art Butler, StL	23
Honus Wagner, Pitt	14
Wally Gerber, Pitt	6

Third base E

Red Smith, Bos	28
Hans Lobert, NYG	24

Doug Baird, Pitt	21
Bruno Betzel, StL	15
Zinn Beck, StL	15
Bobby Byrne, Phila	14
Gus Getz, Bkn	13
Heinie Groh, Cinc	13
Art Phelan, ChiC	13
Heinie Zimmerman, ChiC	11
Fred Brainerd, NYG	7
Eddie Grant, NYG	6
Joe Schultz, Bkn	6

Left Field E

Zack Wheat, Bkn	12
George Burns, NYG	11
Beals Becker, Phila	9
Bob Bescher, StL	8
Frank Schulte, ChiC	8
Joe Connolly, Bos	5
Ted Cather, Bos	4
Red Killefer, Cinc	3
Max Carey, Pitt	1

Center Field E

Hi Myers, Bkn	13
C Williams, ChiC	12
Zip Collins, Pitt-Bos	10
Red Killefer, Cinc	8
George Whitted, Phila	8
Fred Snodgrass, Bos	7
Ed Barney, Pitt	4
Tommy Leach, Cinc	4
Herbie Moran, Bos	3
Fred Merkle, NYG	3
Red Murray, NYG-ChiC	3
Sherry Magee, Bos	2
Owen Wilson, StL	1
Dode Paskert, Phila	0

Right Field E

Dave Robertson, NYG	14
Wilbur Good, ChiC	13
Tommie Griffith, Cinc	11
Bill Hinchman, Pitt	8
Casey Stengel, Bkn	8
Tom Long, StL	7
Herbie Moran, Bos	6
Ham Hyatt, StL	4
Owen Wilson, Pitt	1

Pitchers E

Charlie Lear, Cinc	9
George McQuillan,, Pitt-Phila	8
Lee Meadows, StL	8
Pete Schneider, Cinc	8
Gene Dale, Cinc	7
Erskine Mayer, Phila	7
Pol Perritt, NYG	7
Sherry Smith, Bkn	7
Bert Humphries, ChiC	5
Slim Sallee, StL	5

Passed balls (leaders)	PB
Roger Bresnahan, ChiC	9
George Gibson, Pitt	6
Chief Meyers, NYG	6
Red Dooin, Cinc-NYG	5
Lew McCarty, Bkn	5
Moon Miller, Bkn	4
Bert Whaling, Bos	4
Ivy Wingo, Cinc	4
Hank Gowdy, Bos	3
Bill Killefer, Phila	2

Outfield assists (leaders)	Asst
Gavvy Cravath, Phila	22
Wilbur Good, ChiC	15
Herbie Moran, Bos	15
Dave Robertston, Phila	14
Tommie Griffith, Cinc	13
Bill Hinchman, Pitt	13
George Burns, NYG	11
Casey Stengel, Bkn	11
Max Carey, Pitt	8
Dode Paskert, Phila	8
Cy Williams, ChiC	8
Zack Wheat, Bkn	8
Tom Long, StL	7
Owen Wilson, StL	7
Bob Bescher, StL	6
Cozy Dolan, StL	6
Frd Snodgrass, NYG-Bos	6
Joe Connolly, Bos	5
Red Killefer, Cinc	5
Tommy Leach, Cinc	5
Hi Myers, Bkn	5
Zip Collins, Pitt	4
Frank Schulte, ChiC	4
Dick Egan, Bos	3
John Hummell, Bkn	3
Sherry Magee, Bos	3

1915 National League Injury and Ejections Summary

<u>Dates</u>	<u>Player, Team</u>	<u>Missed</u>	<u>Description</u>
May 31 ¹	Wheezer Dell, Bkn	6	Collision while tagging NYG Hans Lobert, who was sacrificing a baserunner
June 1	Charlie Schmidt, Bos	8	Ran into stands while chasing NYG Fred Merkle foul ball
June 2	Vic Saier, ChiC	2	Collided with C Roger Bresnahan chasing foul ball by Cozy Dolan, StL
June 2	Roger Bresnahan, ChiC	17	Collided with 1b Vic Saier chasing foul ball by Cozy Dolan, StL
June 6	Joe Connolly, Bos	20	Ran into LF wall while making catch of fly ball by Jake Daubert, Bkn
June 14	Dave Robertson, NYG	1	Hurt in collision with 2b Larry Doyle chasing base hit by Bert Niehoff, Phila
June 30	Joe Connolly, Bos	11	Ran into LF wall while making catch of fly ball by Dots Miller, StL
Aug 1	Nap Rucker, Bkn	32	Hit by hard hit ball by Fred Luderus, Phila
Aug 3	Art Butler, StL	5	Collision with 2b Dots Miller chasing single by Vic Saier, ChiC
Aug 13	Art Phelan, ChiC	6	Struck by line drive hit by Charlie Schmidt, Bos
Aug 17	Fred Luderus, Phila	1	Collision at first base with batter Joe Conzelman, Pitt
Aug 17	Joe Conzelman, Pitt	23	Collision at first base, while batting, with 1b Fred Luderus, Phila
Sept 11	Doc Johnston, Pitt	1	Ran into NYG dugout chasing foul ball
Sept 14	Rabbit Maranville, Bos	4	Hit by pitch thrown by Eppa Rixey, Phila
Sept 15	Bob Bescher, StL	10	Ran into LF wall making catch of fly ball by Doc Johnston, Pitt
Sept 20	Art Fletcher, NYG	4	Collision with LF George Burns chasing base hit by Fred Luderus, Phila

Injury summary by team	<u>Injuries</u>	<u>Games Missed</u>
Boston	4	43
Brooklyn	3	32
Pittsburgh	2	24
Chicago	3	15
St. Louis	2	15
New York	2	5
Cincinnati	0	0

Ejections

Apr 11	Bill Killefer, Phila	Argued base on ball call, while catching
May 5	Pancho Snyder, StL	Argued base on balls call, while catching (Charlie Schmidt, Bos batter)
May 13	George Gibson, Pitt	Argued base on balls call, while catching (Ham Hyatt, StL batter)
June 17	Zip Collins, Pitt	Argued strikeout call, while batting v. ChiC
July 7	Hans Lobert, NYG	Argued strikeout call, while batting v. Pitt
Aug 19	George Gibson, Pitt	Argued strikeout call, while batting v. Bos
Aug 24	Frank McKenry, Cinc	Argued strikeout call, while batting v. Bos
Aug 25	Fritz Mollwitz, Cinc	Argued strikeout call, while batting v. Bos
Sept 8	Ed Burns, Phila	Argued strikeout call, while batting v. ChiC

World Series ejection

Game 2	Jack Barry, Bos	While batting, argued putout at first base on ground ball
--------	-----------------	---

May 2, 1915

Philadelphia 1, Cincinnati 0

Phillies Erskine Mayer lifts Phila into first place with tough no-hit win vs Gene Dale

Philadelphia's Erskine Mayer won a tight 1-0 decision over Reds' righty Gene Dale with a no-hit win. Mayer only allowed two Cincinnati baserunners to reach second base to give the Phils their fifth straight win and lift them into sole possession of first place in the 1915 NL pennant race

The only run in the game was scored in the third inning when Phils SS Davey Bancroft who had walked and moved to third on a single by Beals Becker, made it to home on a fly ball to left field by Gavy Cravath.

Mayer walked LF Red Killefer walked twice and C Tommy Clarke also walked. Errors by Phils 2b Bert Niehoff and Bancroft also put a pair of Cincinnati batters on the basepaths, but Mayer was able to keep the Reds offense in check.

Cincinnati's Dale, only allowed four hits, all singles, despite Philadelphia putting men on base in all but two innings.

The win improved Mayer's record to 5-1 while Dale, who had been used primarily in relief for Cincinnati, fell to 2-2, despite allowing only four singles. The Phils (14-6) pulled one game ahead of the surprising Giants (13-7) and moved three games ahead of the Reds (11-9).



Erskine Mayer

Philadelphia	AB	R	H	RBI	Cincinnati	AB	R	H	RBI
Stock 3b	4	0	0	0	Leach cf	4	0	0	0
Bancroft ss	3	1	0	0	J. Wagner 2b	3	0	0	0
Becker lf	3	0	2	0	Wingo ph	1	0	0	0
Cravath rf	3	0	0	1	W. Killefer lf	2	0	0	0
Whitted 1b	2	0	0	0	Griffith rf	3	0	0	0
Niehof 2b	4	0	0	0	Groh 3b	3	0	0	0
Pasker cf	4	0	2	0	Olson 2b	3	0	0	0
B. Killefer c	4	0	0	0	Mollwitz 1b	3	0	0	0
Mayer p	4	0	0	0	Clarke c	2	0	0	0
Total	31	1	4	1	Dale p	3	0	0	0
					Total	27	0	0	0

Philadelphia 001 000 000 - 1
Cincinnati 001 000 000 - 0

E- Niehof, Bancroft; Dale 2. **LOB** -Phila 7, Cinc 4. **BB** - Bancroft, Whitted 2; W. Killifer 2, Clarke. **SB** - Paskert; Olson. **CS** - Whitted; Clarke. **Sac** - Griffith. **SF**- Cravath. **GIDP** - Cravath.

Philadelphia IP H R ER HR BB SO
Mayer W 5-1 9.0 0 0 0 0 2 3


Cincinnati IP H R ER HR BB SO
Dale L 2-2 9.0 4 1 1 0 0 4

May 26, 1915

May 26, 1915

Boston 3, Cincinnati 0

Salida Tom Hughes no-hits Cincinnati; Braves move into winning column with no-hit win



Tom Hughes, Boston

Lanky Boston Braves righthander Tom Hughes recorded the second no-hitter of the 1915 NL replay, shutting down the Reds by a 3-0 score. The losing pitcher was Reds righty Gene Dale, who found himself on the losing end of a no-hitter for the second time in the season, losing to the Phils Erskine Mayer's no-hitter earlier in May.

Hughes struck out nine in his no-hit masterpiece, allowing only one baserunner, Reds leadoff man Tommy Leach, who walked to lead off the seventh inning.

Boston jumped in front 1-0 in the third inning when Hughes doubled off Reds starter Gene Dale and, two batters later, scored on a single by Ed Fitzpatrick. The Braves added two more runs in the eighth on a two-run single by Sherry McGee.

Hughes no-hitter was his second straight win. For Reds starter Gene Dale, the loss was his sixth in his last seven decisions, after starting the season with two straight wins.

Hughes no-hit win lifted the Braves to a 21-20 record, the first time they have been above .500 in the season. The victory tied them with Pittsburgh for third place, nine games behind the Phillies.

For Cincinnati, it was their fourth straight loss, dropping them to 18-23. It was the second time in the season that the Reds have been victimized by a no-hit game. The Reds were no-hit by the Philadelphia's Erskine Mayer on May 2.

<u>Cincinnati</u>					<u>Boston</u>				
	AB	R	H	RBI		AB	R	H	RBI
Leach cf	3	0	0	0	Moran rf	4	1	2	0
Herzog ss	2	0	0	0	Fitzpatrick 2b	4	1	2	1
W. Killifer lf	3	0	0	0	Connelly lf	3	0	1	0
Groh 2b	3	0	0	0	Magee cf	4	0	1	2
Griffith rf	3	0	0	0	Schmidt 1b	4	0	0	0
Olson 3b	3	0	0	0	R. Smith 3b	3	0	0	0
Mollwitz 1b	3	0	0	0	Maranville ss	4	0	1	0
Clarke c	2	0	0	0	Whaling c	3	0	0	0
Dale p	2	0	0	0	Hughes p	3	1	1	0
Wingo ph	1	0	0	0	Total	31	3	8	3
Total	26	0	0	0					


Cincinnati 000 000 000 - 0

Boston 001 010 02x - 3

E - none **LOB** - Cincinnati 1 Boston 7. **BB** - Leach; Moran, Connelly, R. Smith. **2b** - Hughes. **SB** - Moran. **CS** - Maranville. **Sac** - Herzog.

<u>Cincinnati</u>	<u>IP</u>	<u>H</u>	<u>R</u>	<u>ER</u>	<u>HR</u>	<u>BB</u>	<u>SO</u>
Dale L3-6	8.0	5	3	3	0	3	2

<u>Boston</u>	<u>IP</u>	<u>H</u>	<u>R</u>	<u>ER</u>	<u>HR</u>	<u>BB</u>	<u>SO</u>
T. Hughes 5-3	9.0	0	0	0	0	1	9



Erskine Mayer

Inside the Pennant Race

Replay Results

	<u>W-L</u>	<u>Pct</u>	<u>GB</u>
Philadelphia Phillies	105-49	.682	--
Pittsburgh Pirates	89-65	.578	16
Cincinnati Reds	81-73	.526	24
New York Giants	79-75	.513	26
Boston Braves	77-77	.500	28
Brooklyn Robins	64-90	.416	41
Chicago Cubs	62-92	.403	43
St. Louis Cardinals	59-95	.383	46

Real Life Results

	<u>W-L</u>	<u>Pct</u>	<u>GB</u>
Philadelphia Phillies	90-62	.592	--
Boston Braves	83-69	.546	7
Brooklyn Robins	80-72	.526	10
Chicago Cubs	73-80	.477	17 ½
Pittsburgh Pirates	73-81	.474	18
St. Louis Cardinals	72-81	.471	18 ½
Cincinnati Reds	71-83	.461	20
New York Giants	69-83	.454	21

1915 National League Pennant Race month by month

Standings thru April 30

<u>April</u>	<u>W-L</u>	<u>Pct.</u>	<u>GB</u>
Philadelphia	12-6	.667	--
New York	12-6	.667	--
Cincinnati	11-7	.611	1
Pittsburgh	11-7	.611	1
Chicago	7-11	.389	5
St. Louis	7-11	.389	5
Boston	6-12	.333	6
Brooklyn	6-12	.333	6

Apr 30: Phillies, Giants, Reds and Pittsburgh get off to solid starts.

Standings thru May 31

<u>May</u>	<u>W-L</u>	<u>Pct.</u>	<u>GB</u>	<u>Cumulative</u>	<u>W-L</u>	<u>Pct.</u>	<u>GB</u>
Philadelphia	22-6	.786	--	Philadelphia	34-12	.739	-
Boston	17-11	.607	5	New York	28-17	.630	5
New York	17-11	.607	5	Pittsburgh	24-22	.522	10
Brooklyn	14-14	.571	8	Boston	23-23	.500	11
Chicago	13-15	.464	9	Chicago	20-23	.435	14
Pittsburgh	13-15	.464	9	Brooklyn	19-27	.413	15
Cincinnati	8-20	.286	14	Cincinnati	19-27	.413	15
St. Louis	8-20	.286	14	St. Louis	15-31	.326	19

Apr 30: Phillies start to pull away. Only New York stays closer than five games behind.

Standings thru June 30

<u>June</u>	<u>W-L</u>	<u>Pct.</u>	<u>GB</u>	<u>Cumulative</u>	<u>W-L</u>	<u>Pct.</u>	<u>GB</u>
Philadelphia	18-10	.643	--	Philadelphia	52-22	.703	-
Cincinnati	17-11	.607	1	New York	42-32	.568	10
Boston	16-12	.571	2	Boston	39-35	.527	13
Pittsburgh	13-15	.464	5	Pittsburgh	37-37	.500	15
New York	13-15	.464	5	Cincinnati	36-38	.486	16
Chicago	12-16	.429	6	Chicago	32-42	.432	20
St. Louis	12-16	.429	6	Brooklyn	30-44	.405	22
Brooklyn	5-23	.179	7	St. Louis	26-46	.361	25

June 30: Phils race to 10-game lead. Cincinnati moves up in standings.

Standings thru July 31

<u>July</u>	<u>W-L</u>	<u>Pct.</u>	<u>GB</u>	Cumulative	<u>W-L</u>	<u>Pct.</u>	<u>GB</u>
Pittsburgh	20-8	.714	--	Philadelphia	69-33	.676	--
Cincinnati	17-11	.607	3	Pittsburgh	57-45	.559	12
Philadelphia	17-11	.607	3	New York	56-46	.549	13
Boston	14-14	.500	6	Boston	53-49	.520	16
New York	14-14	.500	6	Cincinnati	53-49	.520	16
St. Louis	13-15	.464	7	Brooklyn	41-61	.402	28
Brooklyn	11-17	.393	9	Chicago	40-62	.392	29
Chicago	6-22	.214	14	St. Louis	38-64	.373	31

July 31: No one gains on Phillies; Pirates take over second place.

Standings thru August 31

<u>August</u>	<u>W-L</u>	<u>Pct.</u>	<u>GB</u>	Cumulative	<u>W-L</u>	<u>Pct.</u>	<u>GB</u>
Philadelphia	20-8	.714	--	Philadelphia	89-41	.685	--
Pittsburgh	17-11	.607	3	Pittsburgh	74-56	.569	15
Boston	16-12	.571	4	Boston	69-61	.531	20
Cincinnati	13-15	.464	7	New York	68-62	.523	21
Chicago	13-15	.464	7	Cincinnati	66-64	.508	23
Brooklyn	12-16	.429	8	Brooklyn	53-77	.408	36
New York	12-16	.429	8	Chicago	51-79	.392	38
St. Louis	10-18	.357	10	St. Louis	50-80	.385	39

Aug 31: Phillies lead balloons to 15 games. Giants fall to fourth. Cincinnati creeps closer to first division.

Standings thru September 26 (Final standings)

<u>September</u>	<u>W-L</u>	<u>Pct.</u>	<u>GB</u>	Final	<u>W-L</u>	<u>Pct.</u>	<u>GB</u>
Philadelphia	16-8	.667	-	Philadelphia	105-49	.682	--
Cincinnati	15-9	.625	1	Pittsburgh	89-65	.578	16
Pittsburgh	15-9	.625	1	Cincinnati	80-74	.519	25
Washington	11-13	.458	5	New York	79-75	.513	26
Cleveland	11-13	.458	5	Boston	77-77	.500	28
New York	11-13	.458	5	Brooklyn	64-90	.416	41
St. Louis	9-15	.375	7	Chicago	62-92	.403	43
Boston	8-16	.333	8	St. Louis	59-95	.383	46

Sept 6: Phils clinch pennant in a runaway. Reds climb into third place at finish.

Team records Month by Month**Philadelphia**

<u>Month by month</u>	<u>W-L</u>	<u>Pct.</u>	<u>Cumulative</u>	<u>W-L</u>	<u>Pct.</u>	<u>GB</u>
April	12-6	.667	April	12-6	.667	--
May	22-6	.786	May	34-12	.739	+5
June	18-10	.643	June	52-22	.703	+10
July	17-11	.607	July	69-33	.676	+11
August	20-8	.714	August	89-41	.685	+15
September	16-8	.667	September	105-49	.682	+16
Total	105-49	.682				

Pittsburgh Pirates

<u>Month by month</u>	<u>W-L</u>	<u>Pct.</u>	<u>Cumulative</u>	<u>W-L</u>	<u>Pct.</u>	<u>GB</u>
April	11-7	.611	April	11-7	.611	-1
May	13-15	.464	May	24-22	.522	-10
June	13-15	.464	June	37-37	.500	-15
July	20-8	.714	July	57-45	.559	-12
August	17-11	.607	August	74-56	.569	-15
September	15-9	.625	September	89-65	.578	-16
Total	89-65	.578				

Cincinnati Reds

<u>Month by month</u>	<u>W-L</u>	<u>Pct.</u>	<u>Cumulative</u>	<u>W-L</u>	<u>Pct.</u>	<u>GB</u>
April	11-7	.611	April	11-7	.611	-
May	8-20	.286	May	19-27	.413	-15
June	17-11	.607	June	36-38	.486	-16
July	17-11	.607	July	53-49	.520	-16
August	13-15	.464	August	66-64	.508	-23
September	15-9	.625	September	81-73	.526	-24
Total	81-73	.526				

New York Giants

<u>Month by month</u>	<u>W-L</u>	<u>Pct.</u>	<u>Cumulative</u>	<u>W-L</u>	<u>Pct.</u>	<u>GB</u>
April	12-6	.667	April	12-6	.667	--
May	17-11	.607	May	29-17	.630	-5
June	14-14	.500	June	42-32	.568	-10
July	14-14	.500	July	56-46	.549	-13
August	12-16	.429	August	68-62	.523	-21
September	11-13	.458	September	79-75	.513	-26
Total	79-75	.513				

Boston Braves

<u>Month by month</u>	<u>W-L</u>	<u>Pct.</u>	<u>Cumulative</u>	<u>W-L</u>	<u>Pct.</u>	<u>GB</u>
April	6-12	.333	April	6-12	.333	-6
May	17-11	.607	May	23-23	.500	-11
June	16-12	.571	June	39-35	.527	-13
July	14-14	.500	July	53-49	.520	-16
August	16-12	.571	August	69-61	.531	-20
September	8-16	.333	September	77-77	.500	-28
Total	77-77	.500				

Brooklyn Robins

<u>Month by month</u>	<u>W-L</u>	<u>Pct.</u>	<u>Cumulative</u>	<u>W-L</u>	<u>Pct.</u>	<u>GB</u>
April	6-12	.333	April	6-12	.333	-6
May	14-14	.500	May	19-27	.413	-15
June	11-17	.393	June	30-44	.405	-22
July	11-17	.393	July	41-61	.402	-28
August	12-16	.429	August	53-77	.408	-36
September	11-13	.458	September	64-90	.416	-41
Total	64-90	.416				

Chicago Cubs

<u>Month by month</u>	<u>W-L</u>	<u>Pct.</u>	<u>Cumulative</u>	<u>W-L</u>	<u>Pct.</u>	<u>GB</u>
April	7-11	.389	April	7-11	.389	-5
May	13-15	.464	May	20-26	.435	-14
June	12-16	.429	June	32-42	.432	-20
July	6-22	.214	July	40-62	.392	-29
August	13-15	.464	August	51-79	.392	-38
September	11-13	.458	September	62-92	.403	-43
Total	62-92	.403				

St. Louis Cardinals

<u>Month by month</u>	<u>W-L</u>	<u>Pct.</u>	<u>Cumulative</u>	<u>W-L</u>	<u>Pct.</u>	<u>Cumulative</u>
April	7-11	.389	April	7-11	.389	-5
May	8-20	.286	May	15-31	.326	-19
June	12-16	.429	June	26-46	.361	-25
July	13-15	.464	July	38-64	.373	-31
August	10-18	.357	August	50-80	.385	-39
September	8-16	.333	September	59-95	.383	-46
Total	59-95	.383				

Miscellaneous team results

Home	<u>W-L</u>	<u>Pct.</u>	Away	<u>W-L</u>	<u>Pct.</u>
Philadelphia	51-26	.662	Philadelphia	54-23	.701
Pittsburgh	47-30	.610	Pittsburgh	42-35	.545
New York	42-34	.553	Cincinnati	41-36	.532
Cincinnati	40-37	.519	Boston	39-38	.506
Boston	38-39	.494	New York	37-40	.481
Brooklyn	31-46	.403	Brooklyn	34-43	.442
Chicago	31-46	.403	Chicago	31-46	.403
St. Louis	28-49	.364	St. Louis	31-46	.403

Extra-inning games	<u>W-L</u>	<u>Pct.</u>	One-run games	<u>W-L</u>	<u>Pct.</u>
Philadelphia	13-3	.600	New York	36-24	.600
Chicago	11-8	.579	Chicago	27-20	.574
Boston	12-10	.545	Philadelphia	25-21	.543
New York	12-12	.500	Boston	31-27	.534
Cincinnati	10-10	.500	Pittsburgh	28-26	.519
Pittsburgh	9-11	.450	Cincinnati	30-39	.435
Brooklyn	7-13	.350	Brooklyn	28-38	.424
St. Louis	1-8	.111	St. Louis	22-32	.407

Shutouts for/against	<u>W-L</u>	<u>Pct.</u>
Philadelphia	27-10	.730
Pittsburgh	16-12	.571
Boston	14-15	.483
Cincinnati	14-16	.467
Chicago	13-16	.448
Brooklyn	11-14	.440
New York	8-13	.381
St. Louis	8-18	.308

10+ runs scored in one game		10+ runs allowed in one game		Longest games		Innings
				Date	Score	
New York	14	Chicago	13	June 10	St. Louis 2, Pittsburgh 1	18
Cincinnati	9	New York	12	June 11	Cincinnati 4, Chicago 1	17
Philadelphia	7	St. Louis	6	July 2	St. Louis 2, Philadelphia 1	17
Chicago	7	Boston	5	July 11	Pittsburgh 2, Brooklyn 1	16
Boston	6	Philadelphia	5	Sept 14	Pittsburgh 5, St. Louis 4	16
St. Louis	6	Pittsburgh	5	Three games tied with		15
Brooklyn	3	Brooklyn	4			
Pittsburgh	2	Cincinnati	1			

April

		1	2		3		4		
<i>Date</i>	<i>Gm</i>	Boston	Bklyn	NYG	Phila				
Apr 11	1	at Phila	3-5	at NYG	22-1	Bklyn	1-22	Bos	5-3
Apr 12	2	at Phila	2-1	at NYG	2-3 (10)	Bklyn	3-2 (10)	Bos	1-2
Apr 13	3	at Phila	1-9	at NYG	5-6	Bklyn	6-5	Bos	9-1
Apr 14									
Apr 15	4	at NYG	4-5	at Phila	0-2	Bos	5-4	Bklyn	2-0
Apr 16	5	at NYG	5-6 (13)	at Phila	3-4	Bos	6-5 (13)	Bklyn	4-3
Apr 17	6	at NYG	9-4	at Phila	2-3 (11)	Bos	4-9	Bklyn	3-2 (11)
Apr 18	7	Bklyn	3-4 (10)	at Bos	4-3 (10)	Phila	0-4	at NYG	4-0
Apr 19	8	Bklyn	5-6	at Bos	6-5	Phila	0-8	at NYG	8-0
Apr 20	9	Bklyn	4-0	at Bos	0-4	Phila	3-10	at NYG	10-3
Apr 21									
Apr 22	10	Phila	2-1	NYG	1-4	at Bklyn	4-1	at Bos	1-2
Apr 23	11	Phila	11-0	NYG	3-0	at Bklyn	0-3	at Bos	0-10
Apr 24	12	Phila	0-6	NYG	2-5	at Bklyn	5-2	at Bos	6-0
Apr 25	13	Bklyn	5-7	at Bos	7-5	at Phila	12-3	NYG	3-12
Apr 26	14	at Bklyn	4-3	Bos	3-4	at Phila	10-9	NYG	9-10
Apr 27	15	at Bklyn	3-4	Bos	4-3	at Phila	2-1(10)	NYG	1-2 (10)
Apr 28	16	NYG	1-3	Phila	3-5 (10)	at Bos	3-1	at Bklyn	5-3 (10)
Apr 29	17	NYG	3-11	Phila	0-1	at Bos	11-3	at Bklyn	1-0
Apr 30	18	NYG	2-3	Phila	2-5	at Bos	3-2	at Bklyn	5-2

Home	1-6	Home	2-6	Home	4-5	Home	4-5
Away	5-6	Away	4-6	Away	8-1	Away	8-1
April	6-12	April	6-12	April	12-6	April	12-6

April

		5 Chicago		6 Cinc		7 Pitt		8 StL	
Apr 11	1	at Cinc	1-5	Chi	5-1	at StL	3-6	Pitt	6-3
Apr 12	2	at Cinc	6-13	Chi	13-6	at StL	5-4	Pitt	4-5
Apr 13	3	at Cinc	9-5	Chi	5-9	at StL	0-13	Pitt	13-0
Apr 14									
Apr 15	4	StL	5-1	Pitt	4-3 (11)	at Cinc	3-4 (11)	at Chi	1-5
Apr 16	5	StL	4-6	Pitt	3-2 (6)	at Cinc	(6) 2-3	at Chi	6-4
Apr 17	6	StL	4-3	Pitt	5-1	at Cinc	1-5	at Chi	3-4
Apr 18	7	Pitt	4-6 (10)	at StL	10-0	at Chi	6-4 (10)	Cinc	0-10
Apr 19	8	Pitt	3-4	at StL	2-1	at Chi	4-3	Cinc	1-2
Apr 20	9	Pitt	3-5	at StL	2-3	at Chi	5-3	Cinc	3-2
Apr 21									
Apr 22	10	Cinc	5-4	at Chi	4-5	StL	13-0	at Pitt	0-13
Apr 23	11	Cinc	7-6	at Chi	6-7	StL	2-1	at Pitt	1-2
Apr 24	12	Cinc	0-10	at Chi	10-0	StL	2-4	at Pitt	4-2
Apr 25	13	at Pitt	2-6	StL	6-4	Chi	6-2	at Cinc	4-6
Apr 26	14	at Pitt	2-5	StL	3-6	Chi	5-2	at Cinc	6-3
Apr 27	15	at Pitt	3-9	StL	5-4	Chi	9-3	at Cinc	4-5
Apr 28	16	at StL	4-0	at Pitt	4-6	Cinc	6-4	Chi	0-4
Apr 29	17	at StL	10-7	at Pitt	1-5	Cinc	2-1	Chi	7-10
Apr 30	18	at StL	2-3	at Pitt	5-1	Cinc	1-5	Chi	3-2

Home	4-6	Home	7-2	Home	6-3	Home	3-6
Away	3-5	Away	4-5	Away	5-4	Away	4-5
April	7-11	April	11-7	April	11-7	April	7-11

May

Date	Chicago	Cinc	Pitt	StL
May 1	19 Bos 1-13	Phila 2-9	Bklyn 4-10	NYG 2-6
May 2	20 Bos 6-0	Phila 0-1	Bklyn 2-5	NYG 8-4
May 3	21 Bos 5-4 (10)	Phila 1-6	Bklyn 3-0	NYG 1-4
May 4				
May 5	22 NYG 1-4	Bklyn 5-8	Phila 4-1	Bos 2-5
May 6	23 NYG 3-4 (10)	Bklyn 0-2	Phila 4-6	Bos 7-3
May 7	24 NYG 3-5	Bklyn 5-6	Phila 1-4	Bos 3-6
May 8	25 Bklyn 13-0	NYG 2-1	Bos 5-3	Phila 6-8
May 9	26 Bklyn 1-5	NYG 1-3	Bos 2-3 (10)	Phila 6-8
May 10	27 Bklyn 2-1	NYG 5-0	Bos 7-4	Phila 2-6
May 11				
May 12	28 Phila 1-2 (11)	Bos 0-1	NYG 5-4	Bklyn 9-8
May 13	29 Phila 0-1	Bos 8-9	NYG 8-6	Bklyn 4-9
May 14	30 Phila 1-9	Bos 1-3	NYG 4-6	Bklyn 5-2
May 15				
May 16	31 at Bos 2-4	at Phila 3-1	at Bklyn 2-3	at NYG 4-1
May 17	32 at Bos 14-0	at Phila 0-3	at Bklyn 2-3	at NYG 5-10
May 18	33 at Bos 6-9	at Phila 3-4 (12)	at Bklyn 4-5	at NYG 1-2
May 19	34 at NYG 3-4	at Bklyn 8-3	at Phila 1-2	at Bos 2-4
May 20	35 at NYG 12-6	at Bklyn 4-2	at Phila 6-7	at Bos 1-5
May 21	36 at NYG 3-4	at Bklyn 1-0	at Phila 3-6 (10)	at Bos 4-5
May 22	37 at Bklyn 4-3	at NYG 2-1	at Bos 8-3	at Phila 1-0
May 23	38 at Bklyn 2-1	at NYG 5-6	at Bos 4-5 (10)	at Phila 7-6
May 24	39 at Bklyn 4-2	at NYG 2-3	at Bos 4-1	at Phila 0-3
May 25	40 at Phila 2-9	at Bos 3-4	at NYG 3-2	at Bklyn 0-3
May 26	41 at Phila 4-1	at Bos 0-3	at NYG 2-5	at Bklyn 0-1
May 27	42 at Phila 3-11	at Bos 1-2 (11)	at NYG 3-1	at Bklyn 2-3
May 28				
May 29	43 at Cinc 4-3	Chi 3-4	at StL 3-1	Pitt 1-3
May 30	44 at Cinc 1-5	Chi 5-1	at StL 4-2	Pitt 2-4
May 31#1	45 at Cinc 4-0	Chi 0-4	at StL 4-0	Pitt 0-4
May 31#2	46 at Cinc 1-0 (13)	Chi 0-1 (13)	at StL 0-3	Pitt 3-0
	Home 4-8	Home 3-7	Home 6-6	Home 5-11
	Away 9-7	Away 5-13	Away 7-9	Away 3-9
	April 13-15	April 8-20	April 13-15	April 8-20

June

Date	Gm	Boston	Bklyn	NYG	Phil				
Jun 1	47	at NYG	6-3 (10)	at Phil	3-4	Bos	3-6 (10)	Bklyn	4-3
Jun 2	48	at NYG	4-3 (10)	at Phil	3-6	Bos	3-4 (10)	Bklyn	6-3
Jun 3	49	at NYG	0-6	at Phil	2-6	Bos	6-0	Bklyn	6-1
Jun 4	50	at NYG	2-1	at Phil	1-6	Bos	1-2	Bklyn	6-1
Jun 5	51	Bklyn	6-5 (10)	at Bos	5-6 (10)	Phil	6-8	at NYG	5-6
Jun 6	52	Bklyn	2-1 (15)	at Bos	1-2 (15)	Phil	8-7	at NYG	7-8
Jun 7	53	Bklyn	3-1	at Bos	1-3	Phil	7-1	at NYG	1-7
Jun 8	54	Bklyn	0-3	at Bos	3-0	Phil	7-8 (11)	at NYG	8-7 (11)
Jun 9									
Jun 10	55	Phil	1-2 (11)	NYG	0-4	at Bklyn	4-0	at Bos	2-1 (11)
Jun 11	56	Phil	4-12	NYG	2-9	at Bklyn	9-2	at Bos	12-4
Jun 12	57	Phil	1-0	NYG	3-5	at Bklyn	5-3	at Bos	0-1
Jun 13	58	Phil	1-4	NYG	5-3	at Bklyn	3-5	at Bos	4-1
Jun 14	59	at Bklyn	4-5	Bos	5-4	at Phil	0-5	NYG	5-0
Jun 15	60	at Bklyn	2-4	Bos	4-2	at Phil	2-6	NYG	6-2
Jun 16	61	at Bklyn	0-1	Bos	1-0	at Phil	6-2	NYG	2-6
Jun 17	62	at Bklyn	2-1	Bos	1-2	at Phil	1-4	NYG	4-1
Jun 18	63	NYG	1-0	Phil	0-7	at Bos	0-1	at Bklyn	7-0
Jun 19	64	NYG	4-5 (10)	Phil	1-7	at Bos	5-4 (10)	at Bklyn	7-1
Jun 20	65	NYG	10-0	Phil	1-3	at Bos	0-10	at Bklyn	3-1
Jun 21	66	NYG	5-3	Phil	3-7	at Bos	3-5	at Bklyn	7-3
Jun 22									
Jun 23	67	at Chi	6-1	at Pitt	2-1 (10)	at StL	3-1	at Cinc	4-2
Jun 24	68	at Chi	14-0	at Pitt	6-3	at StL	9-3	at Cinc	5-7
Jun 25	69	at Chi	0-1	at Pitt	3-7	at StL	1-2	at Cinc	4-2
Jun 26	70	at Chi	2-3	at Pitt	2-1	at StL	5-1	at Cinc	2-3 (12)
Jun 27	71	at StL	9-2	at Cinc	4-3	at Chi	3-7	at Pitt	2-1 (11)
Jun 28	72	at StL	1-2	at Cinc	5-6 (13)	at Chi	2-4	at Pitt	1-4
Jun 29	73	at StL	7-5	at Cinc	4-3	at Chi	1-3	at Pitt	1-3
Jun 30	74	at StL	18-4	at Cinc	3-2	at Chi	12-5	at Pitt	3-0
		Home	6-5	Home	4-9	Home	4-4	Home	7-1
		Away	10-7	Away	7-8	Away	9-11	Away	11-9
		April	16-12	April	11-17	April	13-15	April	18-10

June

Date		Gm	Chicago	Cinc	Pitt	StL				
Jun 1	47	47	at StL	2-4	Pitt	7-3	at Cinc	3-7	Chi	4-2
Jun 2	48	48	at StL	1-3	Pitt	0-3	at Cinc	3-0	Chi	3-1
Jun 3	49	49	at StL	5-10	Pitt	5-4	at Cinc	4-5	Chi	10-5
Jun 4	50	50	at StL	1-8	Pitt	3-9	at Cinc	9-3	Chi	8-1
Jun 5	51	51	Pitt	1-0	at StL	4-0	at Chi	0-1	Cinc	0-4
Jun 6	52	52	Pitt	0-6	at StL	3-4	at Chi	9-0	Cinc	4-3
Jun 7	53	53	Pitt	9-3	at StL	6-5	at Chi	3-9	Cinc	5-6
Jun 8	54	54	Pitt	3-1	at StL	5-4	at Chi	1-3	Cinc	4-5
Jun 9										
Jun 10	55	55	Cinc	1-11	at Chi	11-1	StL	1-2 (18)	at Pitt	2-1 (18)
Jun 11	56	56	Cinc	1-4 (17)	at Chi	4-1 (17)	StL	2-1	at Pitt	1-2
Jun 12	57	57	Cinc	2-1 (12)	at Chi	1-2 (12)	StL	2-0	at Pitt	0-2
Jun 13	58	58	Cinc	9-11	at Chi	11-9	StL	2-13	at Pitt	13-2
Jun 14	59	59	at Pitt	7-3 (11)	StL	6-5 (11)	Chi	3-7 (11)	at Cinc	5-6 (11)
Jun 15	60	60	at Pitt	2-1	StL	3-2	Chi	1-2	at Cinc	2-3
Jun 16	61	61	at Pitt	5-8	StL	2-1 (11)	Chi	8-5	at Cinc	1-2 (11)
Jun 17	62	62	at Pitt	0-3	StL	4-1	Chi	3-0	at Cinc	1-4
Jun 18	63	63	StL	4-6	at Pitt	3-4	Cinc	4-3	at Chi	6-4
Jun 19	64	64	StL	4-5	at Pitt	5-1	Cinc	1-5	at Chi	5-4
Jun 20	65	65	StL	3-10	at Pitt	1-2	Cinc	1-2	at Chi	10-3
Jun 21	66	66	StL	5-4	at Pitt	3-5	Cinc	5-3	at Chi	4-5
Jun 22										
Jun 23	67	67	Bos	1-6	Phil	2-4	Bklyn	1-2 (10)	NYG	1-3
Jun 24	68	68	Bos	0-14	Phil	7-5	Bklyn	3-6	NYG	3-6
Jun 25	69	69	Bos	1-0	Phil	2-4	Bklyn	7-3	NYG	2-1
Jun 26	70	70	Bos	3-2	Phil	3-2 (12)	Bklyn	1-2	NYG	1-5
Jun 27	71	71	NYG	7-3	Bklyn	3-4	Phil	2-1 (11)	Bos	2-9
Jun 28	72	72	NYG	4-2	Bklyn	6-5 (13)	Phil	4-1	Bos	2-1
Jun 29	73	73	NYG	3-1	Bklyn	3-4	Phil	3-1	Bos	5-7
Jun 30	74	74	NYG	5-12	Bklyn	2-3	Phil	0-3	Bos	4-18
		Home		10-10	Home	9-7	Home	10-10	Home	7-9
		Away		2-6	Away	8-4	Away	3-5	Away	5-7
		April		12-13	April	17-11	April	13-15	April	12-16

July

Date	Gm	1		2		3		4	
		Bos		Bklyn		NYG		Phila	
July 1	75	at Pitt	1-2	at Chi	6-2	at Cinc	2-6	at StL	2-6
July 2	76	at Pitt	2-1	at Chi	9-4	at Cinc	0-3	at StL	2-1
July 3 (1)	77	at Pitt	3-1	at Chi	1-2 (11)	at Cinc	3-2 (11)	at StL	3-1 (17)
July 3 (2)	78	at Pitt	1-4	at Chi	8-7 (15)	at Cinc	4-7	at StL	1-2
July 4	79	at Cinc	2-5	at StL	6-3	at Pitt	2-4	at Chi	8-1
July 5	80	at Cinc	4-6	at StL	11-3	at Pitt	2-3	at Chi	6-0
July 6	81	at Cinc	1-8	at StL	1-3	at Pitt	2-4	at Chi	5-1
July 7	82	at Cinc	6-5 (14)	at StL	7-5	at Pitt	3-5	at Chi	1-6
July 8									
July 9	83	Chi	1-0	Pitt	2-1	StL	10-7	Cinc	1-0
July 10	84	Chi	7-1	Pitt	4-3	StL	6-3	Cinc	2-20
July 11	85	Chi	3-2	Pitt	1-2 (16)	StL	3-14	Cinc	6-1
July 12	86	Chi	7-5	Pitt	0-5	StL	0-3	Cinc	2-10
July 13	87	StL	2-1	Cinc	0-2	Chi	7-5	Pitt	11-4
July 14	88	StL	1-3	Cinc	3-4	Chi	10-2	Pitt	3-0
July 15	89	StL	1-5	Cinc	1-4	Chi	3-2	Pitt	1-5
July 16	90	StL	3-4	Cinc	6-7	Chi	14-7	Pitt	1-2
July 17	91	Pitt	3-4	Chi	1-2	Cinc	2-1	StL	4-7
July 18	92	Pitt	9-3	Chi	7-6 (10)	Cinc	0-6	StL	5-3
July 19	93	Pitt	0-5	Chi	3-4	Cinc	2-1	StL	10-4
July 20	94	Pitt	3-4	Chi	8-5	Cinc	4-0	StL	5-4
July 21	95	Cinc	6-2	StL	2-3	Pitt	3-2 (11)	Chi	0-2
July 22	96	Cinc	1-11	StL	3-4	Pitt	5-9	Chi	8-2
July 23	97	Cinc	6-1	StL	2-4	Pitt	1-3	Chi	7-1
July 24	98	Cinc	6-2	StL	3-5	Pitt	1-3	Chi	9-3
July 25									
July 26	99	at Phila	4-2	at NYG	1-2 (10)	Bklyn	2-1 (10)	Bos	2-4
July 27	100	at Phila	2-1	at NYG	1-3	Bklyn	3-1	Bos	1-2
July 28	101	at Phila	0-6	at NYG	8-3	Bklyn	3-8	Bos	6-0
July 29	102	at Phila	0-3	at NYG	7-8	Bklyn	8-7	Bos	3-0
July 30									
July 31									
Home			9-7		4-12		13-7		12-8
Away			5-7		7-5		1-7		5-3
July		28	14-14	28	11-17	28	14-14	28	17-11

July

	5			7		8			
Date	Gm	Chicago		Cinc		Pitt		StL	
July 1	75	Bklyn	2-6	NYG	6-2	Bos	2-1	Phila	6-2
July 2	76	Bklyn	4-9	NYG	3-0	Bos	1-2	Phila	1-3 (17)
July 3 (1)	77	Bklyn	2-1 (11)	NYG	2-3 (11)	Bos	1-3	Phila	1-2
July 3 (2)	78	Bklyn	7-8 (15)	NYG	7-4	Bos	4-1	Phila	2-1
July 4	79	Phila	1-8	Bos	5-2	NYG	4-2	Bklyn	3-6
July 5	80	Phila	0-6	Bos	6-4	NYG	3-2	Bklyn	3-11
July 6	81	Phila	1-5	Bos	8-1	NYG	4-2	Bklyn	3-1
July 7	82	Phila	6-1	Bos	5-6 (14)	NYG	5-3	Bklyn	5-7
July 8									
July 9	83	at Bos	0-1	at Phila	0-1	at Bklyn	1-2	at NYG	7-10
July 10	84	at Bos	1-7	at Phila	20-2	at Bklyn	3-4	at NYG	3-6
July 11	85	at Bos	2-3	at Phila	1-6	at Bklyn	2-1 (16)	at NYG	14-3
July 12	86	at Bos	5-7	at Phila	10-2	at Bklyn	5-0	at NYG	3-0
July 13	87	at NYG	5-7	at Bklyn	2-0	at Phila	4-11	at Bos	1-2
July 14	88	at NYG	2-10	at Bklyn	4-3	at Phila	0-3	at Bos	3-1
July 15	89	at NYG	2-3	at Bklyn	4-1	at Phila	5-1	at Bos	5-1
July 16	90	at NYG	7-14	at Bklyn	7-6	at Phila	2-1	at Bos	4-3
July 17	91	at Bklyn	2-1	at NYG	1-2	at Bos	4-3	at Phila	7-4
July 18	92	at Bklyn	6-7 (10)	at NYG	6-0	at Bos	3-9	at Phila	3-5
July 19	93	at Bklyn	4-3	at NYG	1-2	at Bos	5-0	at Phila	4-10
July 20	94	at Bklyn	5-8	at NYG	0-4	at Bos	4-3	at Phila	4-5
July 21	95	at Phila	2-0	at Bos	2-6	at NYG	2-3 (11)	at Bklyn	3-2
July 22	96	at Phila	2-8	at Bos	4-1	at NYG	9-5	at Bklyn	4-3
July 23	97	at Phila	1-7	at Bos	1-6	at NYG	3-1	at Bklyn	4-2
July 24	98	at Phila	3-9	at Bos	2-6	at NYG	3-1	at Bklyn	5-3
July 25									
July 26	99	at Cinc	0-6	Chi	6-0	StL	5-3	at Pitt	3-5
July 27	100	at Cinc	0-8	Chi	8-0	StL	2-1 (10)	at Pitt	1-2 (10)
July 28	101	at Cinc	7-0	Chi	0-7	StL	6-4	at Pitt	4-6
July 29	102	at Cinc	1-6	Chi	6-1	StL	7-5	at Pitt	5-7
July 30									
July 31									
Home			2-6		9-3		10-2		3-5
Away			4-16		8-8		10-6		10-10
July		28	6-22	28	17-11		20-8	28	1-15

August

	1	2	3	4
Date	Gm	Boston	Bklyn	Phila
Aug 1	103	NYG	at Phila	at Bos
Aug 2	104	NYG	at Phila	at Bos
Aug 3	105	NYG	at Phila	at Bos
Aug 4	106	NYG	at Phila	at Bos
Aug 5	107	at Bklyn	Bos	Phila
Aug 6	108	at Bklyn	Bos	Phila
Aug 7	109	at Bklyn	Bos	Phila
Aug 8	110	at Bklyn	Bos	Phila
Aug 9				
Aug 10	111	at Chi	at Pitt	at StL
Aug 11	112	at Chi	at Pitt	at StL
Aug 12	113	at Chi	at Pitt	at StL
Aug 13	114	at Chi	at Pitt	at StL
Aug 14	115	at StL	at Cinc	at Chi
Aug 15	116	at StL	at Cinc	at Chi
Aug 16	117	at StL	at Cinc	at Chi
Aug 17	118	at StL	at Cinc	at Chi
Aug 18	119	at Pitt	at Chi	at Cinc
Aug 19	120	at Pitt	at Chi	at Cinc
Aug 20	121	at Pitt	at Chi	at Cinc
Aug 21	122	at Pitt	at Chi	at Cinc
Aug 22				
Aug 23	123	at Cinc	at StL	at Pitt
Aug 24	124	at Cinc	at StL	at Pitt
Aug 25	125	at Cinc	at StL	at Pitt
Aug 26	126	at Cinc	at StL	at Pitt
Aug 27				
Aug 28	127	Chi	Pitt	StL
Aug 29	128	Chi	Pitt	StL
Aug 30	129	Chi	Pitt	StL
Aug 31	130	Chi	Pitt	StL
Home				
Away				
Aug	28		28	28

Sept

		1		2		3		4	
Date	Gm	Bos		Bklyn		NYG		Phila	
Sept 1	131	StL	6-10	Cinc	4-0	Chi	2-5	Pltt	2-4
Sept 2	132	StL	4-5	Cinc	2-10	Chi	4-5	Pltt	7-2
Sept 3(1)	133	StL	2-1	Cinc	3-1	Chi	4-3	Pltt	5-4
Sept 3(2)	134	StL	0-3	Cinc	3-2	Chi	0-8	Pltt	2-1
Sept 4	135	Pltt	1-6	Chi	9-2	Cinc	7-9	StL	4-0
Sept 5	136	Pltt	0-5	Chi	0-1	Cinc	1-9	StL	4-1
Sept 6	137	Pltt	5-1	Chi	3-4 (13)	Cinc	3-2	StL	1-0
Sept 7	138	Pltt	1-3	Chi	6-1	Cinc	3-4	StL	9-1
Sept 8	139	Cinc	4-5 (10)	StL	5-4 (12)	Pltt	9-13 (11)	Chi	4-6
Sept 9	140	Cinc	4-7	StL	2-3	Pltt	6-0	Chi	2-4
Sept 10	141	Cinc	6-7 (10)	StL	4-1	Pltt	4-3 (10)	Chi	1-2
Sept 11	142	Cinc	7-6	StL	2-4	Pltt	0-7	Chi	1-0 (11)
Sept 12									
Sept 13									
Sept 14	143	Phila	1-8	NYG	5-4	at Bklyn	4-5	at Bos	8-1
Sept 15	144	Phila	1-2	NYG	2-3	at Bklyn	3-2	at Bos	2-1
Sept 16	145	Phila	3-0	NYG	1-3 (14)	at Bklyn	3-1 (14)	at Bos	0-3
Sept 17	146	Phila	0-5	NYG	0-5	at Bklyn	5-0	at Bos	5-0
Sept 18	147	Bklyn	6-1	at Bos	1-6	at Phila	1-0	NYG	0-1
Sept 19	148	Bklyn	1-3	at Bos	3-1	at Phila	3-5	NYG	5-3
Sept 20	149	Bklyn	8-4	at Bos	4-8	at Phila	3-5 (11)	NYG	5-3 (11)
Sept 21	150	Bklyn	8-0	at Bos	0-8	at Phila	2-3	NYG	3-2
Sept 22									
Sept 23	151	at NYG	3-6	Phila	4-0	Bos	6-3	at Bklyn	0-4
Sept 24	152	at NYG	2-4	Phila	2-6	Bos	4-2	at Bklyn	6-2
Sept 25	153	at NYG	10-5	Phila	8-3	Bos	5-10	at Bklyn	3-8
Sept 26	154	at NYG	5-7	Phila	2-9	Bos	7-5	at Bklyn	9-2
Home			7-13		10-10		7-9		11-5
Away			1-3		1-3		4-4		5-3
Sept		24	8-16	24	11-13	24	11-13	24	16-8

Sept												
	5			6			7			8		
<i>Date</i>		Chicago		Cinc		Pitt		STL				
Sept 1	131	at NYG	5-2	at Bklyn	0-4	at Phila	4-2	at Bos	10-6			
Sept 2	132	at NYG	5-4	at Bklyn	10-2	at Phila	2-7	at Bos	5-4			
Sept 3(1)	133	at NYG	3-4	at Bklyn	1-3	at Phila	4-5	at Bos	1-2			
Sept 3(2)	134	at NYG	8-0	at Bklyn	2-3	at Phila	1-2	at Bos	3-0			
Sept 4	135	at Bklyn	2-9	at NYG	9-7	at Bos	6-1	at Phila	0-4			
Sept 5	136	at Bklyn	1-0	at NYG	9-1	at Bos	5-0	at Phila	1-4			
Sept 6	137	at Bklyn	4-3 (13)	at NYG	2-3	at Bos	1-5	at Phila	0-1			
Sept 7	138	at Bklyn	1-6	at NYG	4-3	at Bos	3-1	at Phila	1-9			
Sept 8	139	at Phila	6-4	at Bos	5-4 (10)	at NYG	13-9 (11)	at Bklyn	4-5 (12)			
Sept 9	140	at Phila	4-2	at Bos	7-4	at NYG	0-6	at Bklyn	3-2			
Sept 10	141	at Phila	2-1	at Bos	7-6 (10)	at NYG	3-4 (10)	at Bklyn	1-4			
Sept 11	142	at Phila	0-1 (11)	at Bos	6-7	at NYG	7-0	at Bklyn	4-2			
Sept 12												
Sept 13												
Sept 14	143	Cinc	0-7	at Chi	7-0	at StL	5-4 (16)	Pitt	4-5 (16)			
Sept 15	144	Cinc	4-3 (10)	at Chi	3-4 (10)	at StL	6-5	Pitt	5-6			
Sept 16	145	Cinc	0-9	at Chi	9-1	at StL	7-2	Pitt	2-7			
Sept 17	146	Cinc	0-8	at Chi	8-0	at StL	3-0	Pitt	0-3			
Sept 18	147	at Pitt	1-3	StL	2-1	Chi	3-1	at Cinc	1-2			
Sept 19	148	at Pitt	12-0	StL	0-1	Chi	0-12	at Cinc	1-0			
Sept 20	149	at Pitt	4-5	StL	3-1	Chi	5-4	at Cinc	1-3			
Sept 21	150	at Pitt	1-5	StL	9-4	Chi	5-1	at Cinc	4-9			
Sept 22												
Sept 23	151	at StL	0-7	at Pitt	6-2	Cinc	2-6	Chi	7-0			
Sept 24	152	at StL	2-4	at Pitt	1-2	Cinc	2-1	Chi	4-2			
Sept 25	153	at StL	8-3	at Pitt	6-0	Cinc	0-6	Chi	3-8			
Sept 26	154	at StL	6-7	at Pitt	1-5	Cinc	5-1	Chi	7-6			
Home			1-3		5-3		5-3		3-5			
Away			10-10		10-6		10-6		6-10			
Sept		24	11-13	24	15-9		15-9	24	9-15			