

1955 AMERICAN LEAGUE REPLAY YEARBOOK



MVP **Mickey Mantle** of the Yankees hit .304, drove in 114 runs, led the league with 14 triples, 138 runs scored, and total bases (348).

The Southside Rules!

White Sox capture AL crown in '55 replay



Special features in '55 replay:

- Designated hitter introduced
- Pitchers required to pitch to minimum of three batters
- Ghost runner employed in extra-inning games
- Ted Williams and Harry Agganis provided full-time status



Cy Young winner White Sox lefty **Dick Donovan** was almost unbeatable with a 21-2 record and 2.64 ERA. Donovan led an excellent White Sox pitching staff that was the backbone of their success in the 1955 AL replay.

**1955 American League Replay
Table of Contents**

<i>Table of Contents</i>	2
<i>Final Standings and Leaders</i>	3
<i>Introduction</i>	4-6
<i>1955 American League pennant race recap</i>	7-8
<i>Team-by-team recap</i>	8-13
<i>Team totals and team-by-team stats (individual batting, pitching)</i>	14-23
<i>1955 American League All Stars</i>	24-25
<i>Leaders: batting, pitching</i>	26-29
<i>AL standouts</i>	30-31
<i>Pinch-hitting</i>	32-35
<i>Batting highlights</i>	36-40
<i>hitting streaks</i>	41
<i>Pitching highlights</i>	44-47
<i>Pitchers records v. opponents</i>	48-49
<i>Fielding</i>	50
<i>Injuries and ejections</i>	51
<i>Selected box scores</i>	
<i>Inside the pennant race</i>	54-58
<i>Scores, month-by-month</i>	59-71



1955 American League Final Standings and Leaders

Replay Results

	<u>W-L</u>	<u>Pct.</u>	<u>GB</u>
Chicago White Sox	99-55	.643	--
New York Yankees	92-62	.597	7
Boston Red Sox	90-64	.584	9
Cleveland Indians	88-66	.571	11
Detroit Tigers	86-68	.558	13
Kansas City Athletics	59-95	.442	40
Baltimore Orioles	54-100	.351	45
Washington Senators	48-106	.312	51

Real Life Results

	<u>W-L</u>	<u>Pct.</u>	<u>GB</u>
New York Yankees	96-58	.623	--
Cleveland Indians	93-61	.595	3
Chicago White Sox	91-63	.591	5
Boston Red Sox	84-70	.545	12
Detroit Tigers	79-75	.513	17
Kansas City Athletics	63-91	.409	33
Baltimore Orioles	57-97	.370	39
Washington Senators	53-101	.334	43

Batting leaders

Batting average	Al Kaline, Det	.349
On base pct.	Ted Williams, Bos	.440
Slugging pct.	Ted Williams, Bos	.713
Doubles	Harry Agganis, Bos	43
Triples	Mickey Mantle, NYY	14
Home runs	Gus Zernial, KC	43
Runs batted in	Ted Williams, Bos	140
Base hits	Al Kaline, Det	210
Runs scored	Mickey Mantle, NYY	138
Bases on balls	Mickey Mantle, NYY	120
Stolen bases	Minnie Minoso, Jim Rivera, Chi	t 17

Pitching leaders

ERA	Billy Hoelt, Det	2.35
Wins	Frank Sullivan, Bos	22-11
W-L pct.	Dick Donovan, Chi	21-2, .913
Shutouts	Virgil Trucks, Chi	7
Strikeouts	Herb Score, Cleve	212
Innings pitched	Frank Sullivan, Bos	297.7
Shutouts	Virgil Trucks, CSW	7
Complete games	Frank Lary, Det	21
Saves	Jim Konstanty, NYY	19

Most Valuable Player Mickey Mantle, NYY

Cy Young Award Dick Donovan, Chicago

Reliever award: Jim Konstanty, NYY

Team v. Team Results

	<u>Chi</u>	<u>NYY</u>	<u>Bos</u>	<u>Cleve</u>	<u>Det</u>	<u>KC</u>	<u>Balt</u>	<u>Wash</u>	Wins
Chicago White Sox	-	12	13	14	13	16	15	16	99
New York Yankees	10	-	11	12	9	17	17	16	92
Boston Red Sox	9	11	-	8	12	16	17	17	90
Cleveland Indians	8	10	14	-	10	14	16	16	88
Detroit Tigers	9	13	10	12	-	12	16	14	86
Kansas City Athletics	6	5	6	8	10	-	10	14	59
Baltimore Orioles	7	5	5	6	6	12	-	13	54
Washington Senators	6	6	5	6	8	8	9	-	48
Losses	55	62	64	66	68	95	100	106	616

1955 AL Replay Introduction

The 1955 APBA replay produced a great surprise with the resourceful Chicago White Sox, third-place finishers in real life, running away with the American League title by seven games over the real-life winner, the New York Yankees.

The White Sox took hold of first place on May 7 and gradually drew away from the rest of the AL, building up an eight-game lead by June 8 and keeping a stranglehold on first place for the rest of the season.

After June 8, the closest the any team got to Chicago was on July 28, when surging Boston came within four games of the White Sox.



Comiskey Park, home of the Chicago White Sox

The New York Yankees, who were expected to prevail in the replay, got off to a good start were tied with the White Sox for the lead on May 6 with both teams at 16-7. The White Sox, however, took off, going 17-6 the rest of May while the Yankees went 10-13 over the same period and fell to seven games behind Chicago by the end of May. For the rest of the season, the Yankees drifting in and out of second place and finished seven games behind Chicago...the exact differential that they lost in mid-May

Boston, bolstered by the full-time presence of Ted Williams and Harry Agganis, finished a strong third while fourth-place Cleveland, the real-life runner-up in 1955, got off to a miserable start and was not able to get to .500 until June 22,

twelve games behind the White Sox at that point, which proved too much to overcome.

Detroit finished in fifth place, but was competitive throughout the entire season, holding onto second place through late June and finishing well above .500 at 86-68 in fifth place. The Tigers made a determined run to try and finish higher in the standings but fell just short.

The bottom three teams, Kansas City, Baltimore, and Washington, served as punching bags for the top five teams. Kansas City won only 59 games and the Orioles and Senators both hit the century mark in losses.

New York CF **Mickey Mantle was the American League MVP**, finishing high in almost every meaningful batting category while trying to spur the Yankees to catch the White Sox. Mantle hit .304, his OBP of .421 was third in the league and his slugging percentage of .601 was second to Ted Williams. He was second in home runs to Gus Zernial and led the league in triples, total bases, and bases on balls while driving in 114 runs.



The **Cy Young winner was Chicago's Dick Donovan**, whose consistent pitching all season long was a primary reason Chicago was able to win the pennant. Donovan won his first seven in a row before losing to Detroit's Frank Lary on June 5. He went on to go 14-1 the rest of the season, posting a 2.64 ERA and, in a year where bases on balls were plentiful, walked only 59 batters in 204 innings.



Why 1955?

I fell in love with baseball age 11. My team was (and remains) the Cleveland Indians (whoops...Guardians), for the simple reason that I was born in Cleveland. I vividly remember, during baseball season, the cartoon Chief Wahoo on the upper right-hand corner of the front page of the *Cleveland Plain Dealer* (for whom my dad served as a cartoonist) either bludgeoning an opponent team with a tomahawk to signify a win or being clubbed by some kind of object by one of their opponent's cartoon representations.



My mother and I moved from Cleveland to Hollywood, Florida in 1951, way before I was a sports fan. I discovered baseball. Since I was from Cleveland -- and there was no major league baseball team even close to Florida -- I became a passionate Indians fan. In 1954, the Tribe had their best season ever, winning 111 games, ending the Yankees five straight pennant streak...and were swept by the New York Giants in the World Series, primarily due to the pinch-hitting exploits of Dusty Rhodes and Willie Mays magnificent catch in Game One, which turned the momentum in the Giants favor.

As 1955 approached, I was excited with anticipation and certain that the Tribe would make it two in a row, go on to the World Series and beat whoever the National League threw at them.

That, of course, did not happen. The hated Yankees won the 1955 AL pennant by three games over Cleveland and went on to win the next four years in a row, as well. After a solid 1956 season, the Indians spiraled downward and, by the mid '70s, had become an also-ran. That didn't change until the '90s, when they won the AL pennant in 1995 and 1997, losing to the Braves and Marlins respectively, and in 2016, losing to the Cubs in seven games.

I'm still hopeful that Cleveland will win a World Series in my lifetime, but time is getting short as I am getting on in years.

What made this replay different from previous replays?

For the 1955 AL replay, I incorporated four significant "What if?" elements to add some spice to the replay and add some suspense to the predictable results that have always characterized the APBA baseball replays I have conducted. These included:

- **Introduction of the DH**, adopted by the AL in 1973 and the NL in 2022. This required distribution of the pitcher plate appearances totaled in real life by pitchers re-allocated to use by designated hitters for each team.
- Introduction of the **Ghost runner rule** adopted by MLB for the 2023 season.
- Introduction of the **Ghost runner rule** adopted by MLB for the 2023 season.
- **Pitchers required to face minimum of three-batters** (unless third out), adopted by ML in 2023.
- Extension of **Boston's Ted Williams and 1b Harry Agganis for full seasons**.

In the past, I have been a stickler for sticking to a player's games played and plate appearances in real life. For the '55 AL replay, I made two exceptions.

I addressed my interest to the question "What if Boston's Ted Williams and Harry Agganis had been able to play the entire 1955 season?"

I don't have that much time left to conduct replays (I'm 81 in 2024), so I made an exception in the case of The Splendid Splinter and also threw in 1b Harry Agganis, a tragic figure in Red Sox history. While not a Boston fan, I was curious to see what would happen if both players were able to play the entire season for Boston. That, plus Ted Williams is one of my all-time favorites and I wanted to see what he would have done with a complete 1955 season.


• **Ted Williams:** In 1955, Ted refused to return to baseball until his divorce was final; a big salary that would have complicated the court's decision on settlement and cost him a substantial sum. On May 13, 1955, less than a week after his first marriage ended in a costly divorce settlement, Williams signed a \$98,000 contract to rejoin the Red Sox. With the introduction of the DH, one could almost hear the DH positions calling for Ted Williams.

For the 1955 replay, I allocated Williams with 137 games with no restrictions on plate appearance restrictions within the 137 games. He wound up with 615 plate appearances. Williams hit .330 and led the AL in RBIs with 140 and an OBP of .459, tops in the AL, along with 116 bases on balls

• **Harry Agganis:** A native Bostonian, Harry Agganis, nicknamed "The Golden Greek," was a former Boston University football star and beloved by the New England sports community.



In mid-May, Agganis began experiencing heavy coughing spells and severe pain in his right side. He was hospitalized and diagnosed with pneumonia. He returned to the Boston roster May 27-June 2, but could not shake his illness. He was returned to the hospital, where a new team of physicians diagnosed Agganis with pneumonia in his left lung and phlebitis in his right leg. Agganis also told the doctors that he had noticed a lump on his calf in April, which, upon further examination, turned out to be a swollen venal wall.



On June 25, Agganis brother discovered Chim coughing up blood. On the morning of June 27, the physicians had Chim sit upright in a chair for the first time. As the doctors and nurses lifted Agganis from his bed, he clutched his chest and complained of pain. A blood clot had broken free from the vein in his calf and reached his lung, causing a pulmonary embolism. Twenty minutes later, Harry Agganis, was dead at the age of 26.

I allotted Agganis 140 games played, a guesstimate approximation of how many games he might have played had he lived. In the replay, he appeared in 97 games, primarily against righthanded pitching, and led the league with 43 doubles, underscoring how much Boston missed his offensive capabilities after his passing.

- **Use of pre-prepared season schedule** that began on April 11 and concluded on September 26. This enabled me to use an organized, manageable approach to the replay, rather than playing out the actual schedule of games played in 1955. The pre-prepared schedule eliminated dealing with complex real-life schedules punctuated with rainouts and an uneven number of games for each team as the season progressed, lent itself to avoiding errors in maintaining accurate standings and statistics.

WitChin the replay schedule, each team played one another in a pair of three-game series (three at home and three away) from April 11 through May 27. Beginning May 29, each team played one another in four four-game series (two series at home and two series away) through September 26, for a total of 154 games. This was incredibly helpful in totaling stats in an organized, management manner.

- The biggest time saver was **preparing all the starting lineups before the season began**. This required entry, in pencil, of the actual starting lineups and pitching rotations for *all 616 games of the 1955 American League season*. This took about a week to pencil in...but provided a preview and education of how 1955 AL managers used their rosters.

The payoff? The pre-written lineups greatly speeded the replay. Throughout the replay, I made necessary adjustments, particularly lineup changes caused by injuries, or obvious platoon switches by simply erasing and re-entering the lineup changes.

- The MG symbols governed the use of players, per APBA Master Game rules. The 1955 MG symbols chart offered the splits from both sides, which was a huge timesaver, and I penciled in the MG symbols on the cards to speed up the process of playing the games out.

- I used a limited number of cards from the Skeetersoft 1955 baseball set to include some fringe players. This accounted for less than five per cent of the total players used in the '55 AL replay and was used primarily to include every pitcher who made a start in 1955.

- I utilized APBA's League Error factor, which was 0 for the 1955 season.

- The replay was played from the 2020 version of Master Game boards. I instituted an effective pickoff rule originated by fellow OAPBA manager Walt Taylor continued to be utilized to better represent pickoffs within the confines the regular APBA boards.

- Trades, roster changes and player debuts were conducted on the same or approximate team *game number* (not date) as real life, which enabled them to be inserted or deleted at the same time frame as real life. The information was obtained via the transactions listed on BasebAll-Reference.com and related Web searches.

- To the extent possible, position players were limited to a combination of their **real-life games played** and **total plate appearances**. The governing guideline for player usage was **common sense**.

To govern use of position players, **I relied on total plate appearances**. Further, to help in governing player usage, I **utilized the actual batting orders in the order of games played**, available through Baseball-Reference.com. This proved to be a real boon in terms of managing player usage. There were, of course, some minor discrepancies caused by injuries. All in all, the combination of plate appearances, actual batting orders and movement of players on or about transaction dates served to provide a very realistic presentation for each team.

Starting pitchers were governed by same number of starts as real life (with a couple of minor exceptions, which moved a starting pitcher's start up or down in the schedule) to accommodate the actual playing dates. Relief appearances were used with the same frequency as real life, differing if there were blowouts, extra-inning games or short relief situations (one or two outs to finish a game) that required extended use of pitchers, particularly pitchers with low ratings.

Opening Day ceremonies and the end of the season

The 1955 NL League replay was the completion of my seventh complete season of year-by-year replays. Previously, I have played 1911-1916 seasons, as well as several other replays that ranged from 1883 to Great Teams of the Modern Era.

The 1955 AL replay **kicked off on Monday March 18, 2024**, with my spouse, Carole once again serving as First Dice Roller, rolling a 44, a 7 on Boston 2b Billy Goodman's card, a single off Washington starter Bob Porterfield. The Red Sox went on to capture the opener by a7-1 score.

The replay finished on Sunday, Sept. 8, 2024, at 3:21 p.m. Carole rolled the final inning of Yankees-Red Sox game with New York reliever Jim Konstanty closing out the game and the season with a scoreless inning to preserve a 4-2 win.

The replay required **174 days** to complete, just shy of six months, which is about the same pace as previous replays.

Replay summary

The replay was a huge contrast to the earlier Deadball replays I have conducted. There was a lot of offense and a lot of very low-rated pitchers, particularly on Kansas City, Baltimore, and Washington.

- **Home runs abounded.** With home runs flying all over the place, stolen bases were a rarity, just as they were in 1955. Why run, when you can wait for a home run to score everyone on the basepaths?
- **Pitchers walked a ton of batters.** Even highly rated pitchers like Whitey Ford, Early Wynn, and Bob Lemon were not awarded the coveted "Z." As a result, there were plentiful bases on balls.
- **The DH all but eliminated pinch hitting.** The elimination of the pitcher from the batting lineup meant that the DH turned what was an empty slot into a productive part of the batting order.

Personal notes

2024 got off to a hazardous start when I suffered a heart attack on Sunday, Feb. 25. Fortunately, Carole, called 911 and I was quickly ambulated by emergency responders to Advent Hospital, only six minutes from our house in the College Park neighborhood in Orlando, where doctors saved my life by inserting a stent in my left main coronary artery.

After a four-day stay in the hospital, I was sent home (*right*) and immediately launched into a cardio rehab program for twelve weeks, which helped me lose more than 30 pounds and get back into the best physical shape I have been in over the past 25 years.

As a result of my heart attack, my golf game fell into total disrepair. I could not play as a result of my heart attack, and I did not play golf for the entire summer of 2024 because of the intense heat and humidity that always characterizes summer in Central Florida.

By late summer, my health numbers (interpreted by my doctor) were in good shape and I had change my diet considerably, hopefully leading to a continuing longer life.... and more replays.

Granddaughter Kate headed into her junior year in Chigh school

Granddaughter **Kate Caborn** celebrated her 16th birthday on June 8, 2024, and in August, started her junior year at Lake Highland Prep in Orlando, where she has attended since kindergarten.

As a sign that she has become a young lady, she wasted no time earning her driver's license within a week after turning sixteen. After attending swim camp at Gustavus Adolphus College, St. Peter, Minnesota (southwest of Minneapolis) Kate used her certification as a lifeguard and took on a lifeguard job at the Country Club of Orlando swimming pool to complete her 2024 summer season.



In March 2024, Kate traveled on a Lake Highland class trip to England for 10 days in March, 2024, visiting London (left) for three days and attending classes at Oxford for six days.

With the onset of summer,, Kate attended a journalism class at the University of Florida and, with her mom, Kristin, did some campus exploring in Nashville (Vanderbilt) and Knoxville (University of Tennessee).



Earlier, for the fourth year in a row, Kate used her artistic talents to design our 2023 Christmas card, for which we give her full credit within the card with a short "About the Artist" writeup, updating our family and friends on how she is growing up.

Kate also became a huge fan of entertainer Taylor Swift and, with a record player (the old kind), used some of her summer earnings to purchase some of Swift's vinyl recordings, which have provided considerable enjoyment to her.




1955 American League pennant race

Chicago races to early in AL race and coasts to 1955 pennant

In what was expected to be a competitive win by the New York Yankees, the speed-minded Chicago White Sox upset the predictions and ran away with the 1955 American League replay.

The White Sox grabbed sole possession of the lead on May 7 and remained on top of the standings through the remainder of the season.

The Yankees started out like they were going to run away with the replay, winning six straight before losing to Washington's Mickey McDermott in an 11-8 slugfest, with Washington rattling off eight consecutive hits for seven runs in the fifth inning. In the west, the White Sox also got off to a fast start and by April 26, moved into a tie for first with the Yankees, both teams with an 11-3 record.



The White Sox went back and forth with the Yanks through May 6, when they were deadlocked at 16-7.

The Yankees then lost six of their next seven games to fall into fourth place with Detroit moving into second place and from May 7-26, New York went 6-12 while the White Sox compiled a 13-5 record.

The seven-game differential proved to be critical in the pennant race. From May 27 through September 26, the last day in the season both the Yankees and White Sox had identical 69-43 records. The only difference was the Yankees nineteen-day slump in May.

By June 8, the White Sox stretched their lead to eight games over Detroit and Boston, who were tied for second place. For the rest of the pennant race, Chicago's lead remained in the range of five to 10 games.

The Yankees, who had figured to win the replay, struggled to catch up, finally catching Boston on August 25 and moving into second place for the rest of the replay on August 28. Any hopes of a Chicago decline were shattered when the White Sox kept on winning and, with time running out, the White Sox, clinched the pennant on Sept. 19, with a week left in the pennant race. New York finished in second place, seven games behind the exact number of games that they fell behind in their mid-May slump.

Boston, bolstered by the full-time presence of Ted Williams and Harry Agganis, finished third, nine games behind followed by Cleveland, who finished a disappointing 11 games out. Detroit, with a winning 86-68 record, finished fifth. The bottom three teams – Kansas City, Baltimore, and Washington, were miles behind the top five teams, with the Orioles and Washington both reaching the century mark in losses.

All in all, it was a replay that lacked any prolonged pennant race interest. There were, however, two individual title battles, particularly for the batting champions.

Detroit's Al Kaline narrowly won the batting title with a .349 batting average, but it was only an eyelash better than the A's Elmer Valo, who hit .353. Valo lacked enough plate appearances to qualify. When his at-bat total was extended by four appearances, he hit .3492...but Kaline's batting average, when extended to thousandths of a point, was .3494, two-thousandths of a point better than Valo, giving Kaline the batting title.

Kansas City's Gus Zernial, who profited mightily from the DH rule, won the home run crown over NY's Mickey Mantle. After a tight battle for home run leaders, Zernial hit 10 home runs in September while Mantle hit five homers to finish with 39 homers, five shy of Zernial's season-ending total of 43 round-trippers.



White Sox LF **Minnie Minoso** (.323, 9 HR, 96 RBIs) was one of the driving forces behind Chicago's surprising 1955 replay win.



Chicago lefty **Jack Harshman** (13-5, 3.43) fanned 170 batters and was one of the mainstays on Chicago's talented pitching staff.

Team-by-team recap

First place: Chicago White Sox, 99-55, .643, +7 games ahead

For the White Sox, it was an easy win in the 1955 replay. They occupied first place by themselves on May 8 and never looked back, winning the AL title by seven games, clinching on Sept. 19, seven days before the end of the season.



Lefty **Billy Pierce** (18L XY) was 13-10, 3.03 but suffered some hard luck-losses early in the season, starting out 1-3 with the White Sox scoring only two runs in two of the losses.

The key points of difference for Chicago were pitching, which ranked second in the AL, speed on the basepaths, including a league-leading 59 stolen bases, and a solid defense. The White Sox did not lead the AL in any of the primary batting and pitching benchmark categories, but they delivered where it counted most with 99 wins, which gave them a seven-game lead over the Yankees at season's end.

Leading the pitching staff was Cy Young winner **Dick Donovan** (21-2, 2.64) won his first seven starts in a row before losing to Detroit's **Frank Lary** 6-2 on June 5. Donovan then went on to win 14 of his final 15 starts, the only other loss a 4-2 setback to Washington's **Camilo Pascual**, who won his only game of the season.

Veteran **Virgil Trucks** surprised with a 14-7, 3.65 performance wChile lefties **Jack Harshman** (13-5, 3.43) and **Billy Pierce** (13-10, 3.03) also had excellent campaigns. **Sandy Consuegra** (9-2, 3.26, six saves) was 4-1 in five early seasons starts before settling into a solid middle relief role. **Dixie Howell** (4-1, 2.88, eight saves) and **Morrie Martin** (3-3, 3.21, seven saves) served as late inning closers following the trade of **Harry Dorish** (1-1, six saves) to Baltimore.

The rest of the pitching staff was less reliable. Spot starter Mike **Fornieles** (7-6, 5.35), mid-season pickups **Connie Johnson** (5-7, 4.69) and **Harry Byrd** (3-6, 4.65) and **Bob Keegan** (5-4, 4.99) all took turns as the number five starter, but none performed at the same level as Chicago's top four hurlers.

The White Sox offense was led by an overperformance by 1b Walt Dropo (.308, 29, HR, 102 RBIs) and only five errors on defense and C **Sherm Lollar** (.290, 27 HR, 59 RBIs), whose early season batting was instrumental in lifting Chicago into the lead. LF **Minnie Minoso** (.323, 9 HR, 96 RBIs) had an outstanding season wChile the keystone combo of 2b **Nellie Fox** (.292, 109 runs) and SS **Chico Carrasquel** (.233, 90 runs) were solid on defense and provided enough offense to complement Dropo and Lollar.

3b **George Kell** (.291, 80 RBIs) was terrific on defense and combined with versatile **Bob Kennedy** (.263, 14 HR, 59 RBIs), acquired in mid-season from the Orioles to deliver key hits in several close games. OF **Bob Nieman** (.268) hit 13 homers and drove in 52 runs in a part-time role.

Second place: New York Yankees, 92-62, .597, - 7 games behind.

The Yankees season was a disappointment, finishing in second place, seven games behind Chicago. The Yankees played well, just not well enough to replicate their real life pennant.

Opening against the Eastern opponents in the first month of the season, the Yanks ran up a 13-5 record and were tied with the White Sox on May 6.

After going 6-12 over the next eighteen games, the Yankees fell seven games behind the White Sox. Their record over the remainder of the campaign was identical to that of Chicago, the only difference being the seven games they fell behind in May.

Three Hall of Famers, **Whitey Ford**, **Yogi Berra**, and MVP **Mickey Mantle** were the leaders in the Yankee lineup.

Mantle (.304, 39 HR, 114 RBIs, 120 BB) duelled Kansas City's Gus Zernial for the home run crown, falling five short. Berra had an outstanding season on offense (.285, 23 HR, 99 RBIs) and was the league's best defensive catcher.

Ford teamed with Bob Turley (18-11, 3.11) to provide the Yanks with a solid one-two pitching punch. Behind Ford and Turley, no one really picked up the slack. **Johnny Kucks** (11-5, 2.67) was outstanding, but only started 14 games. **Tommy Byrne** (11-8, 4.43) suffered from lack of control, walking 97 batters in 157 innings. No other Yankees starter really was able to take command, the best being aging lefty **Eddie Lopat** (5-5, 4.03), who was dealt to Baltimore late in the campaign. In the bullpen, **Jim Konstanty** (7-2, 1.48) was excellent, saving 19 games, the most in the AL and was backed up by **Tom Morgan** (1.5, 3.27, eight saves).

New York featured plenty of power, leading the AL with 186 homers. Besides Mantle and Berra, first basemen **Bill Skowron** (.290, 21 HR, 67 RBIs) hit well, combining with Joe Collins (21 HRs) for 42 home runs from the first base position. Outfielders **Irv Noren** (.259, 8 HR, 43 RBIs) and **Hank Bauer** (.277, 8 HR, 56 RBIs) provided solid defense in the outfield. 3b **Andy Carey** was red-hot for the first two months of the season, but fell off afterward, winding up at .239, 13 HR and 79 RBIs. Pinch-hitter, part-timer **Bob Cerv** finished the season with a surge and wound up hitting .465 with 7 HR, 22 RBIs in only 101 at bats.

Shortstop was a problem with **Billy Hunter** (.199) eventually giving way to old-timer **Phil Rizzuto**, who hit .276, but with absolutely no power.




Left-handed 1b **Joe Collins** put up surprisingly good numbers in limited play. Collins hit only .240, but had a .358 OBP with 21 HRs and 60 RBIs in only 335 plate appearances.

Third place: Boston Red Sox, 90-64, .584, -9 games behind.

Augmented by the presence of LF Ted Williams and 1b Harry Agganis, Boston came close to finishing in second place, holding onto the runner-up spot until August 27, when they were caught and passed by the Yankees.

Boston led the AL with a robust .280 batting average and .367 OBP, along with 149 home runs.

Williams was outstanding, hitting .330 while leading the league with a .459 OBP and 140 RBIs, ranking third in HR (34) and second in BB (116), striking out only 28 times.



C Sammy White demonstrated surprising power for Boston, hitting .262 with 31 doubles, 17 HR and 93 RBIs.

Agganis, who split time at first base with **Norm ZauChin** (.252, 21 HR, 76 RBIs), led the AL with 43 doubles in only 97 games, while hitting .317 with 61 RBIs. Joining the Red Sox power party was **Jackie Jensen** (.261, 30 HR, 120 RBIs), who also threw out 10 baserunners from right field and **C Sammy White** (17 HR, 93 RBIs).

2b **Billy Goodman** was an effective leadoff man, hitting .311 with a .397 OBP. The defense of SS **Billy Klaus** was sometimes shaky, but he delivered at the plate, hitting .267, 52 RBIs) while 3b **Grady Hatton** (.289) was exceptional on defense.

The Red Sox pitching was almost entirely dependent on Frank Sullivan (22-11, 2.36), who threw 21 complete games, including seven shutouts. **Willard Nixon** (14-11, 4.68) was frequently shelled, but bulldogged his way through 211 innings.

Ike Delock (8-6, 4.23) and **Tom Brewer** (9-11, 6.81) needed strong offensive support in order to win. **George Susce** (9-7, 4.15) was effective, but made only 15 starts.

Closer **Ellis Kinder** (7-4, 2.47) totaled 16 saves while middle reliever **Tom Hurd** was able to win nine games while going 9-2, 1.73.

Fourth place: Cleveland Indians, 88-66, .581, -11 games behind

Cleveland, expected to contend with the Yankees for first place, proved to be a huge disappointment, barely finishing in the first division.

The Indians got off to an awful start, going 14-21 to start the season, twelve games behind the league-leading White Sox and did not reach .500 until June 21. They gradually crept up in the standings and closed out June with five straight triumphs and, after dropping a 4-1 decision to New York's Whitey Ford, reeled off 12 straight wins to move into a tie with Boston for second place at 51-36 on July 13, four games behind Chicago.

The surge may have taken too much out of the Indians, as they went 37-30 for the rest of the season, barely holding off the Tigers in September to finish fourth.

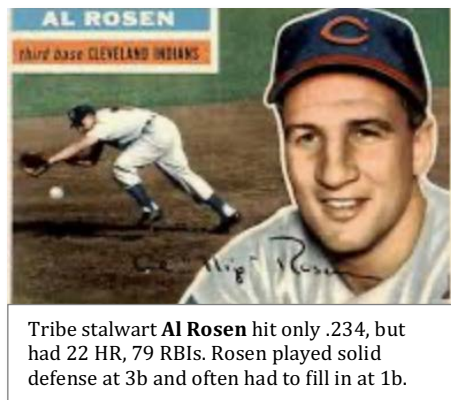
The Indians lineup was a shape-shifting patchwork throughout the season, with outfielders **Dave Philley** (.362 with Cleveland) and **Dave Pope** (.377 with Cleveland) going to Baltimore for **Gene Woodling** (.293 with Cleveland, a deal that, oddly enough, paid off for the Indians with Woodling driving in 51 runs in 81 games, compared to the combined 33 runs that the Philley/Pope combo had generated in a combined 79 games prior to the trade.

Outfielders **Larry Doby** (.290, 23 HR, 88 RBIs) and Al Smith (.281, 23 HR, 67 RBIs) were the heart of the Cleveland offense. 3b SS **George Strickland** was terrific with the glove (15 errors) but hit only .221 and C **Jim Hegan** (.212) was Cleveland's best defensive catcher, but had to split time with **Hal Naragon** (.355) and **Hank Foiles** (.328) in order to offset Hegan's light hitting. OF **Hoot Evers** (.278), obtained from Baltimore in the Philley/Pope deal, delivered several key hits in the latter part of the season. 1b **Vic Wertz** (.282), out of the lineup for a long period with illness, hit 15 HRs and drove in 52 runs in 73 games while 2b **Bobby Avila** was consistent through the campaign, hitting .270 with a .369 OBP.

Durable **Early Wynn** (20-11, 3.61) led Cleveland starters, followed by lefty **Herb Score**, who was 4-10 in mid-season before turning things around and finishing 15-14, 3.61 with 212 strikeouts, but watered down with 143 BB. **Bob Lemon** (14-8, 3.85) had a solid season, but **Mike Garcia** (10-10, 4.93) threw four shutouts, but also was frequently lit up by opposing teams.

Hall of Famer Bob Feller surprised at 8-5 with two shutouts and Sal Maglie, obtained from the Giants in August, was 3-0, 0.82 with two starts and six relief appearances.

The bullpen tandem of **Don Mossi** and **Ray Narleski** looked good on paper, but was not totally effective. Mossi posted a decent record at 6-4, 2.27, but Narleski, who saved 16 games, had also had problems holding onto leads and wound up 3-9, 2.76.



Tribe stalwart **Al Rosen** hit only .234, but had 22 HR, 79 RBIs. Rosen played solid defense at 3b and often had to fill in at 1b.

Fifth place: Detroit Tigers, 86-68, .558, -13 games behind

Detroit ended up in fifth place, but they played like a pennant contender, finishing 18 games over .500 with a 19-9 September finish that came close to vaulting them into the first division.

As a team, Detroit was a hard-hitting aggregation, with a team batting average of .272, scoring 843 runs, second in the league.

Leading the Tigers was 21-year old Al Kaline, who hit .349 to win the AL batting crown by the narrowest of margins over Kansas City veteran Elmer Valo. Kaline also led the AL in hits (210), finished runner-up in RBIs with 120, seventh in homers with 28 round-trippers. Oddly, Kaline struggled trying to steal bases, going 3-13 on stolen base attempts. On defense, Kaline's strong arm (37) in right field gunned down 21 baserunners and put the brakes on other baserunners who might have had an inclination to try and advance to third or home.

Other standouts in Detroit's offense were 3b Ray Boone (19 HR, team-best 10 RBIs), CF Bill Tuttle (.282, 13 HR, 77 RBIs), SS Harvey Kuenn (.327, .369 OBP, 55 RBIs and 86 runs scored). Charlie Maxwell, acquired from Baltimore early in the season, hit .298 with 11 homers and 40 RBIs in 67 games.

A mid-season trade gone wrong may have cost the Tigers a chance to even finish higher in the standings with Ferris Fain (.311, 56 walks in 41 games) dealt to Cleveland when the Tigers acquired Earl Torgeson, whose performance was sound defensively, but was short on offense. (.249, 3 HR, 32 RBIs).

Frank Lary (17-12, 2.98), Billy Hoelt (16-12, AL best 2.35 ERA) and Steve Gromek (14-4, 3.96) led Detroit's pitchers. Lary, eerily mirroring real life, beating the Yankees five times in the replay, three of them via the shutout route. Ned Garver (16-10) had an impressive won-lost record, but had a 5.41 ERA, reflective of how Detroit's offense was capable of carrying an average pitcher.

None of Detroit's other starters performed very well with Duke Maas (3-10, 6.78) and first-year man Jim Bunning (3-5, 5.80) getting pounded with regularity. Exacerbating the problem were reliever Al Aber (4-5, 3.73, six saves), who was somewhat undependable as a closer, and Paul Foytack (2-2, 4.83), neither of whom were entirely dependable in relief.

Sixth place: Kansas City Athletics, 59-95, .383, -40 games behind

The Athletics got off to a slow start, going 22-32 to start the season and settling into sixth place on June 8, where they comfortably remained unchallenged for the rest of the campaign. Reflective of how poorly the bottom two teams played, Kansas City wallowed through three different five-game losing streaks from August 31 until the end of the season on Sept. 26 and still was able to finish five games ahead of seventh place Baltimore. The A's problem was pitching, which was the worst in the league with a 5.41 ERA. Compounding their pitching woes, KC hurlers walked 673 batters, tops in the league, which led to 973 runs allowed

The two top Athletics pitchers were Yankee retread Vic Raschi (11-5, 2.25) and Art Ditmar (10-10, 4.69), whose days with the Yankees were still ahead of him. Both Raschi and Ditmar were somehow able to win in double figures supported by a Kansas City offense that could, on occasion, pound the ball. Raschi started the season 8-2 but won only three games after July 28. Ray Herbert (6-5, 5.40) also was on the winning side of the stats.

Beyond Raschi, Ditmar, and Herbert, the rest of the A's pitching staff combined to go 32-75. Alex Kellner (8-16, 6.78) and gave up 27 homers, tied for second in the AL with teammate Art Ceccarelli (2-10, 6.73) just behind Kellner, allowing 25 home runs.

Arnie Portecarrero (3-12, 5.52) did not win his first game until June 20, when he surprised the White Sox with a 9-4, four-hitter. After a decent 4-5 start, lefty Bobby Shantz (4-10, 5.26) fell apart, losing his last five starts before being relegated to the bullpen. Cloyd Boyer (2-9, 7.25) was moved into the starting rotation in mid-season, but had the same difficulties as the rest of the staff.


The biggest standout on the pitching staff was by tireless Tom Gorman (7-3, 1.54, 14 saves), who performed exceptionally and led the American League pitchers with 52 appearances.

Despite a .243 team batting average that was last in the league, the KC offense had surprising pop. Gus Zernial, a weak-armed outfielder with limited defensive skills embraced his role as DH and led the league with 43 home runs while driving in 103 runs. 1b Vic Power (.322, 23 HR, 94 RBIs) was a force while hitting out of the leadoff slot and was a sound defensive first baseman. Hector Lopez (.278, 19 HR, 69 RBIs) took over third base and shifted veteran Jim Finigan (.253, 9 HR, 53 RBIs) to second base.

Old-timer Enos Slaughter (.315, .405 OBP), obtained from the Yankees early in the season was big surprise in RF and Harry Simpson, obtained from Cleveland in April, hit .331, primarily against righthanders. OF Bill Wilson saw limited time in all three outfield positions, as well as DH, and hit .237 while hitting 13 homers and driving in 42 runs.



Tigers 3b **Ray Boone** slugged 19 home runs and drove in 110 runs for Detroit.



Old-timer **Enos Slaughter** (.315, .405 OBP), obtained from the Yankees early in the season was big surprise in RF for the A's.

Seventh place: Baltimore Orioles, 54-100, .31, -45 games behind

For a long time, it looked like the Orioles might wind up at the bottom of the standings. The Orioles got off to a 3-9 start that put them in the cellar on April 24 and they remained mired in eighth place all the way until August 4, when they finally passed Washington and dumped the Senators into the cellar. As the season wound down, the Orioles went 17-31 while the Senators slumped to 12-36, putting Baltimore in seventh place, five games ahead of Washington at season's end, finishing a distant 45 games out.

The Baltimore roster shape-shifted all year long with players coming and going, particularly with Cleveland, who sent **Dave Philley**, **Dave Pope**, and pitcher **Bill Wight** to Baltimore in exchange for outfielders **Hoot Evers**, **Gene Woodling**, and infielder **Bobby Young**. The deals turned out well for the Orioles with Philley hitting .331 and Pope hitting .332 in Orioles uniforms and Wight going 8-7 as a starter after serving in the bullpen while with the Indians.

The pitching staff was a mess, with the Orioles going through 21 pitchers during the season. **Jim Wilson** (9-18, 4.60) made the mid-season All-Star team with a half-season record of 5-6, .317, but fell apart after the break, going 3-13, 6.08 in the second half of the season, losing nine in a row at one point. **Erv Palica** (5-18, 5.68) got off to an 0-7 start and was shelled with regularity. **Ray Moore** floated between the bullpen and starting rotation, but was not very good in either role, finishing at 6-8, 5.62.

Two of the most effective pitchers on the Orioles pitching staff were with the team only for a part of the season. Veteran **Eddie Lopat**, let go by the Yankees, was 4-1, 5.06 over the last two months of the season and **Harry Byrd**, traded to the White Sox in mid-season, was 4-4 3.75, but did not pitch with nearly the same effectiveness with Chicago. Reliever **Harry Dorish**, who came over in the Byrd trade, was 2-6 in 38 appearances with 12 saves and a decent 3.12 ERA.


Offensively, Philley (.331, 45 RBIs in 86 games) and Pope (.332, 10 HR, 50 RBIs in 93 games) were the driving forces that spurred Baltimore past Washington in late July and August. They were helped by late season addition 1b **Bob Hale** (.332, 31 RBIs), who hit very well for average but had no power and was a disaster on defense. Hale's defensive woes were typical of the Orioles defense, which committed a league-high 193 errors.

Gus Triandos, who alternated between catching and 1b, was the team co-leader in homers with Pope with 10 HR, hitting .263, but driving in a Team High 57 runs. SS **Willie Miranda** surprised with a .253 batting average and 10 SB. **Gene Woodling** prior to being dealt to Cleveland, hit .314. **Cal Abrams**, who played all over the place, hit .275 and drew 97 BB, but hit only two HR and drove in 28 runs.

Second base was a problem all season long with **Fred Marsh** hitting an abysmal .157 in 73 games, with **Wayne Causey** (.210) and **Don Leppert** (.190, in limited action) not any better.

Eighth place: Washington Senators, 48-106, .312, -51 games behind

Never a threat to begin with, the Senators drifted through the first two-thirds of the season in sixth and seventh place before falling apart over the last two months to wind up in last place. From August 4, when Baltimore passed Washington and dropped the Senators in the cellar, the Senators went 12-36 the rest of the way to solidify their last place finish.




Senators LF **Roy Sievers** was the only Washington player to reach double figures in home runs with 24 round-trippers.

The Senators suffered from a poor pitching staff and lack of power. The team ERA (5.34) ranked seventh in the league and the team's 69 home runs were tied with the Orioles for last place in the AL. The offense lacked speed and the only team that gave up more unearned runs was sixth-place Kansas City. Indicative of the Senators lack of offense off the bench, P **Mickey McDermott** was used eight times as a pinch-hitter.

Steady 1b **Mickey Vernon** (.287, 8 HR, 84 RBIs) was the top Senators batters, along with **Roy Sievers**. 2b **Pete Runnels** (.273, 49 RBIs) and 3b **Eddie Yost** (.255, .412 OBP with 104 BB) also had decent seasons, but the rest of the Washington offense **was not very effective**. OF **Ernie Oravetz** hit .297, but had only eight doubles and no home runs among his 85 hits. RF **Carlos Paula** (.283, 2 HR) and CF **Tom Umphlett** (.234, 4 HR) combined to drive in only 35 runs. C **Ed Fitz Gerald** (.198) was eventually supplanted by **Clint Courtney** (.241, one HR), who was obtained from the White Sox.

McDermott, a lefthander, (9-11, 5.52) and **Johnny Schmitz** (8-14, 4.62) were the closest pitchers that Washington could describe as mainstays. Righthander **Chuck Stobbs** (7-4, 4.71) was the beneficiary of what offensive support the Senators could muster when he pitched and had a winning record. Southpaw **Dean Stone** (6-19, 7.15) was totally

ineffective and led the AL in losses. **Bob Porterfield** (7-13, 4.70) never got untracked. Twenty-one-year-old **Camilo Pascual** (1-16, 6.40) and 20-year old **Pedro Ramos** (1-8, 4.41) had a rude introduction to the majors. **Ted Abernathy** (4-11, 4.70) was used primarily in relief, but managed to throw three complete games as a starter.



Dave Pope, obtained from Cleveland along with Dave Philley, hit .332 and was of only two Orioles to hit 10 home runs. Pope had 50 RBIs, second on the team.

1955 American League Team Totals

Batting																		
Team	Avg	OBP	Slg	AB	R	H	2B	3B	HR	RBI	BB	K	SB-CS	SH	SF	HE	DP	E
Boston	.280	.367	.429	5241	860	1465	260	37	149	828	730	614	17-15	20	44	23	158	151
Chicago	.277	.355	.417	5313	824	1470	208	51	146	787	609	589	59-51	16	51	60	138	133
Detroit	.272	.348	.406	5265	843	1432	207	36	143	738	606	548	17-17	17	39	27	132	137
New York	.268	.343	.425	5258	809	1407	171	50	186	755	580	577	35-17	16	49	45	121	126
Cleveland	.267	.352	.412	5072	762	1354	194	30	160	706	648	556	10-17	36	40	37	125	119
Baltimore	.260	.337	.355	5133	663	1335	187	47	69	617	592	758	30-33	37	30	19	137	193
Washington	.254	.319	.343	5069	593	1287	154	46	69	567	474	628	20-23	40	41	33	127	164
Kansas City	.243	.300	.362	5230	614	1398	154	30	135	580	403	597	5-15	18	30	33	124	130
AL Average	.265	.340	.394	5198	746	1378	192	41	132	697	580	608	24-24	25	41	35	133	144

Pitching																
Team	W-L	ERA	G	GS	CG	Sh	Sv	IP	H	R-ER	HR	BB	SO	HB	WP	
New York	92-62	3.56	322	154	49	10	31	1362.3	1183	616-539	118	622	665	43	20	
Chicago	99-55	3.75	302	154	51	14	28	1371.7	1261	644-571	133	530	702	32	4	
Cleveland	88-66	3.83	324	154	42	15	26	1355.7	1246	632-577	108	604	765	34	19	
Detroit	86-68	3.91	301	154	57	14	19	1385.0	1314	683-601	138	570	608	30	14	
Boston	90-64	4.21	332	154	40	12	24	1360.3	1351	746-636	126	583	633	37	18	
Baltimore	54-100	5.08	373	154	24	4	20	1332.7	1577	874-752	124	604	541	30	26	
Washington	48- 106	5.34	346	154	27	3	17	1354.0	1704	904-803	187	643	551	41	23	
Kansas City	59-95	5.41	392	154	18	4	20	1343.0	1659	937-808	151	673	598	36	20	
AL Average	77-77	4.38	337	154	39	10	23	1358.0	1412	755-661	136	604	633	35	18	

Balks: New York 2, Detroit 1, Kansas City 2, Washington 1

Boston had the best hitting, New York had the best pitching...and Chicago had the best record in the 1955 replay.

Chicago's batting stats were not extraordinary, but their overall consistency helped a pitching staff that had more depth than the other seven teams in the league. Chicago did lead the league in stolen bases (59) and their OBP (.355) was second to Boston. Chicago's pitchers had a combined 3.75 ERA, second in the league and the White Sox pitchers gave up the third fewest runs allowed, second to the Yankees, whose pitchers gave up 616 runs.

The Red Sox, with Ted Williams and Harry Agganis providing offensive muscle that the Red Sox lacked during the total real-life season, finished with a remarkable .280 batting average and 860 runs scored, both tops in the league. The Red Sox also led the AL in OBP at .367 and slugging at .429, but it was not enough to make up for their lack of quality pitching depth, which was a different story, with the Red Sox pitchers finishing with a puffy 4.21 ERA, fifth in the league.

The Yankees led the league with 186 homers, led by Mickey Mantle's 39 home runs, and scored the second-highest run total in the replay with 843 runs, second to the Red Sox. The two teams at the bottom of the standings, Baltimore and Washington, also had the fewest home runs, tied with 69 apiece.

New York's 3.56 was the best ERA in the league, and the Yankees staff also gave up the second-fewest home runs (118), but Chicago's pitching stats were not far behind with a 3.75 ERA and 51 complete games. Cleveland (3.88) and Detroit (3.91) also finished below four runs a game, with Cleveland's pitchers allowing 108 home runs, fewest in the league.

At the other end of the spectrum, the pitching staffs of Baltimore, Washington, and Kansas City all gave up more than five runs a game with the Senators giving up 187 homers, the most in the AL.

1955 Chicago White Sox

99-55, .643, +7 games

Player	Avg	OBP	G	AB	R	H	2b	3b	HR	RBI	BB	K	SB-CS	Sac	SF	HBP	DP	E
C Sherm Lollar	.290	.380	137	479	75	139	10	1	27	85	39	32	0-0	0	1	14	14	4
1b Walt Dropo	.308	.370	146	552	85	170	16	1	29	102	55	79	0-0	0	4	2	20	5
2b Nellie Fox	.292	.357	t154	590	109	172	28	8	6	65	47	41	7-12	7	7	t17	9	21
SS Chico Carraquel	.233	.327	144	511	90	119	15	1	10	43	72	45	0-0	4	6	2	11	21
3b George Kell	.291	.377	128	505	74	147	25	3	10	80	66	61	2-6	0	6	7	6	20
LF Minnie Minoso	.323	.411	139	554	93	179	32	11	9	96	79	48	t17-14	1	7	9	9	12
CF Jim Busby-a	.236	.285	96	373	53	88	14	7	8	50	27	46	10-2	1	3	0	9	1
RF Jim Rivera	.265	.349	140	501	75	133	22	8	5	67	66	68	t17-17	0	7	2	11	12
C Earl Battey	.556	.556	3	9	2	5	0	0	0	0	0	2	0-0	0	0	0	0	1
PH-OF Ron Northey	.438	.625	8	16	4	7	3	0	0	1	8	2	0-0	0	0	0	0	0
C Les Moss-a	.388	.455	20	49	8	19	4	0	0	7	5	5	0-0	0	0	1	1	0
1b Ed McGhee	.333	.565	10	15	8	5	0	0	0	2	8	0	4-0	0	0	0	1	1
SS Buddy Peterson	.286	.318	6	21	3	6	0	0	1	4	0	4	0-0	0	0	1	0	1
OF Johnny Groth-t	.276	.336	38	134	21	37	6	5	4	29	13	16	0-0	2	2	0	5	2
OF Willard Marshall	.276	.455	23	58	12	16	0	0	0	4	18	6	0-0	0	0	1	1	1
C Clint Courtney-t	.273	.333	18	44	5	12	0	1	2	7	4	0	0-0	0	0	0	2	2
OF Bob Nieman	.268	.342	87	325	38	87	14	1	14	59	39	32	0-0	0	4	0	18	8
Util Bob Kennedy-a	.263	.327	70	259	34	68	13	2	13	52	23	27	0-0	1	0	2	11	4
IF Bobby Adams-a	.203	.309	25	59	9	12	2	1	1	9	8	7	1-0	0	0	1	1	2
3b Vern Stephens-t	.203	.241	20	74	6	15	1	0	2	10	4	13	0-0	0	1	0	3	2
IF Jim Brideweiser	.192	.247	34	73	7	14	1	0	2	9	6	12	0-0	0	2	0	4	3
1b Ron Jackson	.186	.228	34	86	9	16	1	1	3	5	5	23	0-0	0	1	0	1	1
OF Gil Coan-a,t	.154	.185	8	26	4	4	4	0	0	0	0	0	0-0	0	0	0	0	2
Pitchers	.000	.000	154	0	0	0	0	0	0	0	0	0	0-0	0	0	0	0	9
Team	.277	.355	154	5313	824	1470	208	51	146	787	609	589	59-51	16	51	60	138	133

PB Sherm Lollar 1, Les Moss 1

Pitcher	W-L	ERA	G	GS	CG	Sh	Sv	IP	H	R-ER	HR	BB	SO	HB	WP
Dick Donovan	21-2	2.64	26	24	15	2	0	204.3	174	70-60	11	59	86	4	0
Virgil Trucks	14-7	3.65	28	26	11	5	0	190.0	200	87-77	20	64	99	5	0
Jack Harshman	13-5	3.43	25	26	5	1	1	183.7	143	78-70	20	56	170	9	0
Billy Pierce	13-10	3.03	26	25	14	3	0	207.7	134	78-70	17	106	135	1	0
Sandy Consuegra	9-2	3.26	35	7	2	1	6	121.3	101	52-44	14	15	37	1	0
Mike Fornieles	7-6	5.35	21	9	2	0	0	75.7	95	48-45	7	18	6	4	1
Bob Keegan	5-4	4.99	20	11	0	1	0	66.3	88	54-45	10	37	25	3	1
Connie Johnson	5-7	4.69	16	16	2	1	0	94.0	88	55-49	6	69	53	3	1
Dixie Howell	4-1	2.88	29	0	0	0	8	40.7	39	14-13	4	7	20	0	0
Morrie Martin	3-3	3.21	33	0	0	0	7	56.0	46	21-20	5	32	18	1	0
Harry Byrd-a	3-6	4.65	18	12	0	0	0	91.0	106	50-47	11	40	34	1	1
Bob Chakales-t	1-0	10.80	8	0	0	0	0	10.0	15	18-12	4	12	8	0	0
Harry Dorish-t	1-1	0.52	10	0	0	0	6	17.3	10	3-1	0	10	7	0	0
Al Papai	0-0	4.50	4	0	0	0	0	6.0	6	4-3	1	1	1	0	0
Ted Gray-t	0-1	17.60	3	1	0	0	0	7.7	16	15-15	3	4	3	0	0
Team	99-55	3.75	305	154	51	14	28	1371.7	1261	644-571	133	530	702	32	4

Balks none



Righthander **Virgil Trucks** (14-7, 3.65) numbered five shutouts among his 14 wins and ranked second in wins on the White Sox pitching staff.


1955 New York Yankees
92-62, .578, second place, - 7 games

<u>Player</u>	<u>Avg</u>	<u>OBP</u>	<u>G</u>	<u>AB</u>	<u>R</u>	<u>H</u>	<u>2b</u>	<u>3b</u>	<u>HR</u>	<u>RBI</u>	<u>BB</u>	<u>K</u>	<u>SB-CS</u>	<u>Sac</u>	<u>SF</u>	<u>HBP</u>	<u>DP</u>	<u>E</u>
C Yogi Berra	.285	.337	139	568	90	162	16	3	23	99	45	23	1-0	0	9	4	14	2
1b Bill Skowren	.290	.335	115	442	62	128	22	3	21	67	51	37	0-0	0	5	5	17	1
2b Gil McDougald	.240	.327	129	517	75	124	12	5	9	54	67	53	11-7	1	4	2	9	15
SS Billy Hunter	.199	.231	97	307	23	61	10	0	7	39	13	30	3-1	3	4	1	11	11
3b Andy Carey	.239	.308	131	539	77	129	19	9	13	79	55	49	2-3	4	5	1	9	31
LF Irv Noren	.259	.317	107	417	58	108	19	2	8	43	35	38	3-1	0	5	3	12	8
CF Mickey Mantle	.304	.421	144	579	138	176	27	14	39	114	120	94	2-0	0	4	0	11	9
RF Hank Bauer	.277	.345	142	560	79	155	19	7	8	56	59	65	4-2	1	5	2	7	12
OF-PH Bob Cerv	.465	.530	51	101	17	47	4	0	7	22	10	18	0-0	0	0	4	0	4
2b Billy Martin	.413	.451	14	46	6	19	1	0	1	1	4	4	0-1	0	1	0	2	1
OF Enos Slaughter-t	.308	.400	8	13	3	4	0	0	0	3	2	0	0-0	0	0	0	1	0
SS PChil Rizzuto	.276	.342	77	174	37	48	4	2	2	16	11	22	8-0	2	1	7	2	9
OF Elston Howard	.259	.341	94	329	39	98	9	5	9	46	22	39	0-0	0	3	1	10	6
1b Joe Collins	.240	.358	95	283	48	68	5	0	21	60	51	37	0-2	0	0	1	5	2
C Charlie Silvera	.227	.452	9	22	3	5	0	0	0	1	9	6	0-0	0	0	0	0	0
IF Jerry Coleman	.170	.284	41	100	9	17	0	0	0	3	12	8	0-0	1	0	4	2	4
Pitchers	.000	.000	154	0	0	0	0	0	0	0	0	0	0-0	0	0	0	0	7
Team	.268	.343	154	5258	809	1407	171	50	186	755	580	577	35-17	16	49	45	121	126

PB Yogi Berra 2, Elson Howard 2

<u>Pitcher</u>	<u>W-L</u>	<u>ERA</u>	<u>G</u>	<u>GS</u>	<u>CG</u>	<u>Sh</u>	<u>Sv</u>	<u>IP</u>	<u>H</u>	<u>R-ER</u>	<u>HR</u>	<u>BB</u>	<u>SO</u>	<u>HB</u>	<u>WP</u>
Whitey Ford	21-8	3.11	34	33	17	3	0	260.7	199	102-90	28	96	141	13	1
Bob Turley	18-11	3.11	34	34	12	3	0	271.7	180	112-94	21	130	200	4	8
Johnny Kucks	11-5	2.67	30	14	3	0	0	145.0	149	49-43	9	43	52	5	1
Tommy Byrne	11-8	4.43	22	22	8	0	0	158.3	130	85-78	13	97	80	1	2
Don Larsen	10-4	2.83	23	13	5	3	0	117.7	80	42-37	14	58	62	8	0
Jim Konstanty	7-2	1.48	39	0	0	0	19	48.7	26	12-8	3	13	5	0	0
Eddie Lopat-t	5-5	4.03	15	12	3	1	1	82.7	96	40-37	10	18	8	0	0
Tom Sturdivant	3-2	3.74	28	1	0	0	3	65.0	59	28-27	4	42	32	3	3
Bob Grim	3-6	5.50	25	11	1	0	0	86.7	106	55-53	5	53	52	3	2
Bob Wiesler	2-3	5.79	18	7	0	0	0	42.0	48	32-27	3	30	20	3	1
Tom Morgan	1-5	3.27	39	1	0	0	8	52.3	53	27-19	8	15	4	2	2
Gerry Staley-a	0-0	0.00	2	0	0	0	0	3.3	0	0-0	0	0	1	0	0
Ted Gray-a	0-0	7.37	2	0	0	0	0	7.3	13	7-6	0	5	1	0	0
Johnny Sain-t	0-0	7.73	3	0	0	0	0	2.3	10	4-2	0	2	1	0	0
Art Shallock	0-0	15.45	3	0	0	0	0	2.3	5	5-4	0	1	0	0	0
Rip Coleman	0-3	7.72	5	5	0	0	0	16.3	29	14-14	0	18	7	1	0
Team	92-62	3.56	322	154	49	10	31	1362.3	1183	616-539	118	622	665	43	20

Balks Whitey Ford 2



Yankee backstop Yogi Berra, the real-life MVP in 1955, hit .285, 23 HR, 99 RBIs, but his impact was not equal to that of Chicago's Sherm Lollar, whose fast start launched Chicago on their way to the pennant.


1955 Boston Red Sox
90-64, .584, third place, -9 games

<u>Player</u>	<u>Avg</u>	<u>OBP</u>	<u>G</u>	<u>AB</u>	<u>R</u>	<u>H</u>	<u>2b</u>	<u>3b</u>	<u>HR</u>	<u>RBI</u>	<u>BB</u>	<u>K</u>	<u>SB-CS</u>	<u>Sac</u>	<u>SF</u>	<u>HBP</u>	<u>DP</u>	<u>E</u>
C Sammy White	.262	.334	144	526	71	138	31	0	17	91	54	55	0-0	0	3	4	31	7
1b Norm ZauChin	.252	.350	111	429	61	108	7	1	21	76	65	78	0-0	0	2	1	15	6
2b Billy Goodman	.311	.397	142	592	113	184	22	0	2	57	88	64	0-3	6	5	0	14	19
SS Billy Klaus	.267	.336	132	513	89	137	27	1	5	52	54	44	0-0	4	4	1	12	33
3b Grady Hatton	.289	.409	104	329	52	95	14	7	4	34	68	23	1-0	1	2	0	7	11
LF-DH Ted Williams	.330	.459	132	491	106	162	29	6	34	140	116	28	0-0	0	4	5	9	8
CF Jimmy Piersall	.218	.357	143	509	70	143	26	3	10	70	59	52	1-1	6	2	2	7	1
RF Jackie Jensen	.261	.365	147	575	106	150	20	4	30	120	100	50	8-7	0	11	1	30	15
3b Frank Malzone	.450	.429	14	44	4	6	1	1	0	4	4	10	0-0	0	0	0	0	5
C Pete Daley	.370	.408	20	46	9	17	5	1	0	7	3	2	0-0	0	0	0	0	3
DH Harry Agganis	.317	.390	97	366	69	116	43	2	6	61	45	45	3-2	0	2	0	12	3
OF Karl Olson	.294	.310	33	85	7	25	5	2	0	13	2	12	0-0	0	0	0	6	1
OF Sam Mele-t	.270	.325	13	37	10	10	1	0	4	7	3	10	0-0	0	0	0	1	1
IF Ted Lepcio	.270	.355	53	163	26	44	10	0	6	22	16	44	4-2	0	1	6	3	16
OF Faye Throneberry	.269	.332	51	175	23	47	4	7	6	28	17	39	0-0	1	1	0	3	4
IF Eddie Joost	.190	.269	51	126	12	24	2	0	4	22	14	25	0-0	0	4	1	4	7
1b Dick Gernert	.190	.190	6	21	1	4	2	0	0	1	0	6	0-0	0	0	0	2	0
IF Billy Consolo	.167	.167	4	12	1	2	0	0	0	0	0	3	0-0	0	0	0	0	0
SS Owen Friend	.136	.208	14	44	4	6	1	1	0	4	4	10	0-0	0	0	0	0	5
Pitchers	.000	.000	154	0	0	0	0	0	0	0	0	0	0-0	0	0	0	0	9
Team	.280	.367	154	5241	860	1465	260	37	149	828	730	614	17-15	20	44	23	158	151

PB Sammy White 5

<u>Pitcher</u>	<u>W-L</u>	<u>ERA</u>	<u>G</u>	<u>GS</u>	<u>CG</u>	<u>Sh</u>	<u>Sv</u>	<u>IP</u>	<u>H</u>	<u>R-ER</u>	<u>HR</u>	<u>BB</u>	<u>SO</u>	<u>HB</u>	<u>WP</u>
Frank Sullivan	22-11	2.36	35	35	21	7	0	297.7	223	92-78	20	120	149	7	2
Willard Nixon	14-11	4.68	31	31	7	1	0	211.7	242	127-110	13	92	120	8	2
Tom Hurd	9-2	1.73	45	0	0	0	5	83.3	42	18-16	6	29	56	4	0
George Susce	9-7	4.15	24	15	2	0	0	117.0	116	69-54	16	39	29	4	1
Tom Brewer	9-11	6.81	29	28	4	1	0	158.7	224	140-120	19	94	104	3	6
Ike Delock	8-6	4.23	27	18	2	1	0	142.7	133	78-67	12	62	68	6	3
Ellis Kinder	7-4	2.47	36	0	0	0	16	47.3	35	16-13	3	13	19	0	0
Frank Baumann	3-1	2.51	9	5	1	1	0	32.3	40	13-9	0	10	13	2	2
Leo Kiely	3-2	4.62	34	4	1	0	1	101.3	99	61-52	10	37	25	1	1
Russ Kemmerer	1-1	9.45	8	2	0	0	0	13.3	21	15-14	2	12	8	0	0
Mel Parnell	1-6	9.45	14	9	0	0	0	40.0	64	50-42	9	29	12	1	0
Hal Brown-t	0-0	4.15	4	0	0	0	0	8.7	8	6-4	1	2	3	1	0
Dick Brodowski	0-0	5.96	15	0	0	0	1	28.7	36	21-19	5	13	9	0	1
Team	90-64	4.21	332	154	40	12	24	1360.3	1351	746-636	126	583	633	37	18

Balks none



Boston 1b Harry Agganis was one of two "What If?" players in the replay. In real life, Agganis sadly passed away early in the 1955 season. Agganis card was extended into fulltime use, which was fortuitous for the Red Sox with Agganis hitting .317 and leading the AL with 43 doubles, while playing both 1b and DH.

1955 Cleveland Indians
88-66, .584, fourth place, -11 games

<u>Player</u>	<u>Avg</u>	<u>OBP</u>	<u>G</u>	<u>AB</u>	<u>R</u>	<u>H</u>	<u>2b</u>	<u>3b</u>	<u>HR</u>	<u>RBI</u>	<u>BB</u>	<u>K</u>	<u>SB-CS</u>	<u>Sac</u>	<u>SF</u>	<u>HBP</u>	<u>DP</u>	<u>E</u>
C Jim Hegan	.212	.255	99	255	25	54	7	2	9	38	16	26	0-0	7	3	0	6	1
1b Vic Wertz	.282	.336	73	294	40	83	7	3	15	52	26	31	0-0	0	4	0	11	5
2b Bobby Avila	.270	.369	146	562	85	152	22	1	12	75	89	54	0-2	10	4	1	18	16
SS Geo. Strickland	.221	.314	128	393	54	87	10	7	4	40	51	55	0-0	12	4	4	12	15
3b Al Rosen	.234	.344	133	512	81	120	16	2	22	79	81	62	0-0	0	5	7	12	9
LF Gene Woodling-a	.293	.360	81	317	40	93	11	2	7	51	35	33	0-3	0	5	1	4	9
CF Larry Doby	.290	.370	126	493	82	143	10	2	23	88	64	85	1-0	0	3	0	8	2
RF Al Smith	.281	.398	150	598	118	168	30	2	23	67	102	68	5-4	2	5	17	4	14
OF Dave Pope-t	.377	.417	37	130	19	49	3	1	3	17	9	20	1-0	0	0	0	2	4
3b Rudy Regalado	.364	.417	9	22	1	8	3	0	0	2	2	1	0-0	0	0	0	0	2
OF Dave Philley-t	.362	.396	43	141	23	51	5	1	6	16	8	21	0-1	0	0	0	4	3
C Hal Naragon	.355	.426	51	121	21	43	9	2	2	23	17	3	0-0	1	3	0	5	2
C Hank Foiles	.328	.391	56	125	17	41	17	0	0	10	12	17	0-0	3	0	1	7	4
1b-DH Ferris Fain-a	.289	.433	60	166	30	48	8	0	3	19	42	13	0-0	0	1	1	3	1
OF Hoot Evers	.278	.338	42	133	20	37	7	0	6	26	12	16	2-1	0	2	1	3	2
OF Wally Westlake-t	.269	.345	11	26	2	7	1	0	0	4	3	3	0-0	0	0	0	2	1
SS Billy Harrell	.250	.333	8	16	1	4	0	0	0	1	2	2	2-1	0	0	0	1	0
IF Sam Dente	.240	.296	46	100	8	24	8	1	0	14	8	9	0-0	0	0	0	6	5
PH Dale Mitchell	.237	.308	45	59	4	14	4	0	0	3	6	5	0-0	1	0	0	3	1
1b Joe Altobelli	.213	.262	23	61	10	13	2	0	2	12	3	15	0-0	0	0	1	4	0
OF Harry Simpson-t	.200	.200	5	5	0	1	0	0	0	0	0	1	0-0	0	0	0	0	0
IF Bobby Young-a	.111	.273	21	26	3	2	0	1	0	0	0	3	0-0	0	0	0	1	4
OF Rocky Colavito	.045	.045	6	22	2	1	1	0	0	0	0	3	0-0	0	0	0	0	0
OF Stu Locklin	.000	.375	17	5	6	0	0	0	0	3	3	0	0-0	0	0	0	0	0
Pitchers	.000	.000	154	0	0	0	0	0	0	0	0	0	0-0	0	0	0	0	9
Team	.267	.352	154	5072	762	1354	194	30	160	706	652	568	11-12	29	37	37	126	119

PB Jim Hegan 4, Hank Foiles 4

<u>Pitcher</u>	<u>W-L</u>	<u>ERA</u>	<u>G</u>	<u>GS</u>	<u>CG</u>	<u>Sh</u>	<u>Sv</u>	<u>IP</u>	<u>H</u>	<u>R-ER</u>	<u>HR</u>	<u>BB</u>	<u>SO</u>	<u>HB</u>	<u>WP</u>
Early Wynn	20-11	3.61	32	31	15	4	0	234.3	186	99-94	9	128	127	4	1
Herb Score	15-14	3.62	32	32	8	1	0	248.3	172	111-100	22	143	212	10	1
Bob Lemon	14-8	3.85	34	31	9	2	0	220.0	217	104-100	17	106	94	5	7
Mike Garcia	10-10	4.93	31	31	5	4	0	197.3	238	113-108	22	51	110	8	0
Bob Feller	8-5	3.56	24	11	2	2	0	96.0	88	43-38	8	46	31	0	0
Don Mossi	6-4	2.27	51	1	0	0	9	79.3	51	21-20	3	24	54	1	5
Art Houtteman	5-3	5.29	26	12	1	0	0	102.0	135	67-60	12	45	38	3	1
Sal Maglie-a	3-0	0.82	8	2	2	2	0	33.0	18	3-3	1	15	16	2	0
Bill Wight-t	3-0	3.27	18	0	0	0	0	41.3	34	16-15	5	5	22	1	1
Ray Narleski	3-9	2.76	47	1	0	0	16	62.0	53	25-19	5	23	50	0	2
Ted Gray-t	1-0	8.06	4	0	0	0	0	6.7	17	7-6	1	2	0	0	1
Hank Aguirre	0-0	1.08	3	1	0	0	1	8.3	4	1-1	0	4	2	0	0
Bud Daley	0-1	30.90	3	1	0	0	0	2.3	11	8-8	1	2	3	0	0
Team	88-66	3.83	324	154	42	15	26	1355.7	1246	632-577	108	604	765	34	19

Balks none



Hard-throwing lefty **Herb Score** led the AL in strikeouts with 212 Ks, but also had problems finding the plate, walking 143 batters, the most in the league. Score got off to a 4-9 start, which is one reason the Indians finished lower than expected.

1955 Detroit Tigers
86-68, .558, fifth place, -13 games

<u>Player</u>	<u>Avg</u>	<u>OBP</u>	<u>G</u>	<u>AB</u>	<u>R</u>	<u>H</u>	<u>2b</u>	<u>3b</u>	<u>HR</u>	<u>RBI</u>	<u>BB</u>	<u>K</u>	<u>SB-CS</u>	<u>Sac</u>	<u>SF</u>	<u>HBP</u>	<u>DP</u>	<u>E</u>
C Frank House	.212	.256	89	330	50	70	7	2	19	51	21	44	0-0	1	4	0	7	8
1b Earl Torgeson-a	.249	.372	87	309	48	77	14	4	3	32	60	35	1-0	1	1	1	4	0
2b Fred Hatfield	.246	.338	121	395	70	97	12	2	12	40	48	34	3-0	1	5	10	5	18
SS Harvey Kuenn	.327	.369	134	535	86	175	40	3	9	55	36	48	5-2	2	2	1	7	21
3b Ray Boone	.251	.318	140	529	73	133	21	8	19	110	54	49	0-0	0	8	1	16	19
LF Jim Delsing	.276	.345	116	450	60	124	17	4	13	69	47	44	0-0	2	2	2	4	8
CF Bill Tuttle	.282	.362	t154	617	111	174	28	2	13	77	77	60	3-2	1	3	2	24	17
RF Al Kaline	.349	.440	150	601	118	210	15	5	28	120	96	56	2-11	0	3	3	15	9
1b Ferris Fain-t	.311	.488	48	161	41	50	10	0	2	29	56	8	0-0	0	0	0	8	1
LF Charlie Maxwell-a	.298	.350	67	208	26	62	9	0	11	40	14	33	0-0	0	1	3	5	1
Util Jay Porter	.289	.385	25	83	6	24	6	0	0	6	13	23	0-0	1	0	0	1	2
1b J.D. PChillips	.274	.311	52	157	15	43	9	3	0	20	9	22	0-0	0	1	0	5	0
OF Bubba PChillips	.236	.291	87	305	33	72	5	0	7	37	23	30	3-0	1	6	3	6	4
OF Chick King	.226	.226	8	31	3	7	0	0	0	1	0	2	0-0	0	0	0	2	3
2b Harry Malberg	.185	.280	77	232	77	43	6	0	0	16	30	27	0-1	3	1	1	6	7
IF Reno Bertoia	.183	.223	36	104	8	19	2	3	2	9	6	11	0-0	2	2	0	1	3
Pitchers	.000	.000	154	1	0	0	0	0	0	0	0	0	0-0	0	0	0	0	4
Team	.272	.348	154	5265	743	1432	207	36	143	738	606	548	17-17	17	39	27	132	137

PB Red Wilson 12, Frank House 8

<u>Pitcher</u>	<u>W-L</u>	<u>ERA</u>	<u>G</u>	<u>GS</u>	<u>CG</u>	<u>Sh</u>	<u>Sv</u>	<u>IP</u>	<u>H</u>	<u>R-ER</u>	<u>HR</u>	<u>BB</u>	<u>SO</u>	<u>HB</u>	<u>WP</u>
Frank Lary	17-12	2.98	32	31	21	5	1	257.0	189	97-85	18	116	70	4	3
Ned Garver	16-10	5.41	32	32	6	1	0	208.0	258	137-125	27	67	76	6	1
Billy Hoeft	16-12	2.35	32	31	16	3	1	256.7	173	80-67	14	104	175	6	0
Steve Gromek	14-4	3.96	25	25	6	2	0	177.3	194	86-78	24	53	66	7	5
Al Aber	4-5	3.73	34	1	0	0	6	60.3	47	66-25	7	25	36	0	0
Jim Bunning	3-5	5.80	9	8	1	1	0	45.0	55	31-29	6	29	28	0	0
Duke Maas	3-10	6.78	16	14	1	0	0	79.7	103	65-60	13	52	37	2	4
Bud Black	2-0	2.41	3	2	2	0	1	18.7	12	9-5	2	6	7	1	0
Van Fletcher	2-0	2.84	10	0	0	0	1	25.3	20	10-8	5	6	7	0	0
Babe Birrer	2-1	5.79	21	3	1	1	0	51.3	60	35-33	8	19	17	0	0
Paul Foytack	2-2	4.83	22	1	1	1	2	54.0	60	32-29	6	35	31	0	0
Dick Marlowe	1-0	3.21	3	1	1	0	0	14.0	12	5-5	0	1	7	0	0
Geo. Zuverink-t	1-1	2.00	16	1	0	0	4	36.0	26	9-8	5	10	11	2	0
Ben Flowers	0-0	7.05	7	0	0	0	0	15.3	24	13-12	0	9	10	0	0
Joe Coleman-a	0-0	7.88	13	0	0	0	0	16.0	21	20-14	0	19	11	2	1
Team	86-68	3.91	301	154	57	14	19	1385.0	1314	683-601	138	570	608	30	14

Balk: Steve Gromek



Detroit southpaw Billy Hoeft led the American League with a 2.35 ERA and struck out 175 batters, third in the league. Hoeft was 16-12, but frequently suffered from non-support with the Tigers scoring two or less runs in five of his 12 losses.

1955 Kansas City Athletics
68-86, .442, sixth place, -36 games

Player	Avg	OBP	G	AB	R	H	2b	3b	HR	RBI	BB	K	SB-CS	Sac	SF	HBP	DP	E
C Joe Astroth	.189	.339	108	280	32	53	6	0	4	24	53	32	1-1	3	3	12	17	14
1b Vic Power	.322	.364	145	615	96	198	31	8	23	94	43	38	0-1	1	4	0	11	2
2b Jim Finegan	.253	.302	148	558	52	141	30	3	9	53	39	65	1-1	2	2	1	19	20
SS Joe DeMaestri	.258	.287	116	472	51	122	12	3	6	41	19	39	2-3	3	3	1	17	17
3b Hector Lopez	.278	.314	129	442	67	123	7	0	19	69	25	62	1-6	4	6	1	10	18
LF-DH Gus Zernial	.261	.304	143	545	78	142	11	3	43	103	31	97	0-0	0	7	6	17	9
LF-DH Elmer Valo	.353	.431	122	414	61	146	24	1	6	53	55	27	1-2	0	1	3	7	2
CF Harry Simpson-a	.331	.376	96	362	52	120	14	5	2	48	28	59	0-1	0	4	0	3	6
RF Enos Slaughter-a	.315	.405	96	324	50	102	9	0	5	27	45	20	1-3	2	0	4	16	2
3b Clete Boyer	.320	.347	39	97	16	31	4	0	0	10	4	18	0-0	0	0	0	3	3
C Billy Shantz	.278	.305	70	194	15	54	2	1	0	19	6	22	0-0	3	1	2	6	7
OF Bill Wilson	.237	.293	92	308	52	73	9	6	13	42	24	60	0-0	2	1	1	5	13
SS Jerry Schypinski	.234	.269	19	64	7	15	3	0	0	2	3	9	0-0	0	0	0	0	0
IF Jack Littrell	.227	.240	37	97	3	22	0	3	0	7	2	17	0-0	0	1	0	2	0
1b Dick Kryhoski	.196	.339	19	46	4	9	1	0	0	5	10	12	0-0	0	0	0	0	0
OF Bill Renna	.181	.296	82	259	32	47	3	0	11	29	39	64	0-0	1	0	3	5	4
2b Pete Suder	.177	.214	23	79	4	14	6	0	0	5	3	13	0-0	0	1	1	2	5
OF Tom Saffell	.156	.229	10	32	0	5	0	0	0	0	3	4	0-0	0	0	0	3	0
2b Spook Jacobs	.071	.071	14	21	1	1	0	0	0	1	0	1	0-0	0	0	0	0	1
C Eric McKenzie	.000	.000	5	4	0	0	0	0	0	0	0	0	0-0	0	1	0	1	0
Pitchers	.000	.000	154	0	0	0	0	0	0	0	0	0	0-0	0	0	0	0	4
Team	.267	.325	154	5230	668	1398	166	33	141	626	426	641	7-18	21	33	34	138	130

Pitcher	W-L	ERA	G	GS	CG	Sh	Sv	IP	H	R-ER	HR	BB	SO	HB	WP
Vic RasChi	11-5	4.25	21	18	1	0	0	120.7	159	69-57	6	29	41	1	0
Art Ditmar	10-10	4.69	30	22	6	2	2	157.3	172	96-82	10	80	56	3	7
Alex Kellner	8-16	6.78	28	24	4	0	0	160.7	190	128-121	27	78	100	4	3
Tom Gorman	7-3	1.54	52	0	0	0	14	70.0	55	17-12	5	15	27	1	0
Ray Herbert	6-5	5.06	23	11	2	1	0	89.0	122	59-50	3	48	32	3	2
Bill Harrington	4-2	4.24	34	1	0	0	0	57.3	65	31-27	3	19	18	3	0
Bobby Shantz	4-10	5.26	23	17	2	1	0	114.7	134	75-67	12	56	60	8	2
Arnie Portecarrero	3-12	5.52	24	20	2	0	0	138.7	169	102-85	11	82	57	6	1
Cloyd Boyer	2-9	7.25	32	11	1	0	0	89.3	127	83-72	16	70	36	0	2
Art Ceccarelli	2-10	6.73	32	16	0	0	0	115.0	145	100-86	25	85	65	2	2
Johnny Sain-a	1-0	4.35	27	0	0	0	3	62.0	85	35-30	6	6	22	0	0
Marion Fricano	1-1	5.93	12	0	0	0	0	27.3	35	21-18	5	16	7	0	1
Lou Sleater	0-0	3.43	16	1	0	0	0	42.0	49	20-16	2	19	22	0	0
Bob Trice	0-0	5.73	5	0	0	0	0	11.0	11	7-7	3	6	4	1	0
Moe Burtzschy	0-0	8.03	8	0	0	0	1	12.3	22	12-11	2	9	10	0	0
Gus Keriazakos	0-1	6.75	6	1	0	0	0	10.7	14	9-8	2	7	7	0	0
Glenn Cox	0-1	7.27	2	2	0	0	0	8.7	17	9-7	2	4	2	0	0
Walt Craddock	0-2	8.59	5	2	0	0	0	14.7	23	17-14	6	16	12	0	0
Mike Kume	0-4	9.60	4	4	0	0	0	15.0	19	20-16	2	14	6	0	0
Team	59-95	5.41	392	154	18	4	20	1343.0	1659	937-808	151	673	598	36	20

Balks: Art Ditmar, Arnie Portecarrero



Kansas City 1b **Vic Power** had an outstanding season, just missing All-Star honors. Power hit .322, drove in 94 runs and hit 23 homers, including hit four leadoff home runs.

1955 Baltimore Orioles
51-400, .351, seventh place, - 45 games

<u>Player</u>	<u>Avg</u>	<u>OBP</u>	<u>G</u>	<u>AB</u>	<u>R</u>	<u>H</u>	<u>2b</u>	<u>3b</u>	<u>HR</u>	<u>RBI</u>	<u>BB</u>	<u>K</u>	<u>SB-CS</u>	<u>Sac</u>	<u>SF</u>	<u>HBP</u>	<u>DP</u>	<u>E</u>
C Hal Smith	.291	.326	120	412	82	120	27	2	5	52	22	33	1-0	6	4	1	13	17
C-1b Gus Triandos	.263	.340	136	479	39	126	17	1	10	57	56	79	0-1	0	1	0	21	6
2b Fred Marsh	.157	.259	73	254	37	40	6	2	4	21	33	37	1-1	2	1	2	9	8
SS Willie Miranda	.253	.318	152	490	56	124	13	9	1	38	45	73	10-10	12	1	2	5	18
3b Chuck Diering	.244	.352	118	418	53	102	13	3	4	51	65	71	0-6	2	2	6	5	7
LF Dave Philley-a	.331	.394	86	317	46	105	12	5	4	45	36	37	0-0	0	5	0	8	8
CF Cal Abrams	.275	.445	104	313	61	86	17	2	5	28	97	67	1-3	3	5	3	3	3
RF Dave Pope-a	.332	.401	93	325	60	108	11	7	10	50	35	59	1-0	0	1	3	7	4
3b Vern Stephens-a	.444	.474	3	18	4	8	2	0	1	6	1	1	0-0	0	0	0	0	0
3b Kal Segrist	.333	.333	3	6	1	2	0	0	0	0	0	0	2-0	0	0	0	1	0
1b Bob Hale	.332	.377	63	217	28	72	9	1	3	31	16	34	0-0	1	2	1	7	2
1b Eddie Waitkus-t	.315	.409	31	108	16	34	3	1	0	9	18	13	1-0	0	1	0	3	0
OF Gene Woodling-t	.314	.394	35	137	19	43	7	2	3	20	18	14	0-1	0	0	0	4	2
3b Bob Kennedy-t	.290	.347	20	93	10	27	4	0	4	16	8	10	0-0	1	0	0	2	1
3b Jim Dyck	.288	.362	42	156	26	45	8	2	2	23	19	21	0-0	0	2	0	11	2
OF Gil Coan-t	.284	.343	48	190	23	54	10	3	3	24	17	21	3-4	1	2	1	2	3
C Les Moss-t	.250	.313	14	44	1	11	1	0	0	5	4	5	0-0	0	0	0	3	2
OF Hoot Evers-t	.243	.297	50	218	17	53	12	1	3	23	17	38	4-4	0	1	0	7	3
3b Wayne Causey	.210	.263	55	181	12	38	1	2	1	15	13	22	2-0	2	0	0	5	5
3b Jim Pyburn	.208	.262	42	130	20	27	1	1	0	11	10	25	1-0	2	1	0	2	4
OF Angelo Dagues	.167	.167	3	12	1	2	0	0	0	1	0	2	0-0	0	0	0	0	0
OF Wally Westlake-a	.148	.258	11	27	0	4	3	0	0	2	4	6	0-0	0	0	0	2	2
IF Hank Majeski-a	.128	.226	34	94	5	12	4	0	1	8	12	14	0-0	0	0	0	3	5
2b Don Leppert	.091	.200	25	66	7	6	0	0	0	4	9	9	2-0	1	0	0	3	3
C Tom Gastall	.091	.286	13	11	1	1	0	0	0	0	3	4	0-0	0	0	0	0	1
1b Tex Nelson	.086	.158	25	35	3	3	0	0	0	2	3	12	0-0	0	0	0	2	0
3b Brooks Robinson	.071	.071	5	14	0	1	0	0	0	1	0	7	0-0	0	0	0	0	0
OF Charlie Maxwell-t	.000	.000	3	5	0	0	0	0	0	0	0	0	0-0	0	0	0	0	0
Pitchers	.000	.000	154	0	0	0	0	0	0	0	0	0	0-0	0	0	0	0	18
Team	.240	.305	154	5103	559	1227	175	55	36	512	467	541	132-64	63	46	29	100	193

PB Hal Smith 15, Les Moss 1

<u>Pitcher</u>	<u>W-L</u>	<u>ERA</u>	<u>G</u>	<u>GS</u>	<u>CG</u>	<u>Sh</u>	<u>Sv</u>	<u>IP</u>	<u>H</u>	<u>R-ER</u>	<u>HR</u>	<u>BB</u>	<u>SO</u>	<u>HB</u>	<u>WP</u>
Jim Wilson	9-18	4.60	31	30	10	1	1	217.0	228	130-111	22	102	70	6	5
Bill Wight-a	8-7	3.49	18	14	3	0	1	116.0	100	51-45	10	42	49	2	2
Ray Moore	6-8	5.62	36	13	1	0	3	115.3	147	86-72	14	72	52	3	2
Erv Palica	5-18	5.68	34	25	2	1	0	160.0	207	115-101	16	78	59	4	4
Eddie Lopat-a	4-1	5.06	8	7	1	0	0	42.7	50	25-24	5	10	8	1	0
Harry Byrd-t	4-4	3.75	11	8	1	0	0	57.7	65	35-24	5	23	28	0	0
Saul Rogovin	4-5	6.72	12	12	3	0	0	68.3	97	58-51	8	22	40	2	1
Duane Pillette	2-1	5.02	8	5	2	1	0	37.7	43	23-21	2	22	33	0	1
Geo. Zuverink-a	2-3	2.65	25	5	0	0	0	78.0	72	26-23	3	21	29	5	0
Don Johnson	2-4	5.94	27	5	1	1	1	63.7	83	43-42	6	25	25	0	4
Art Shallock-a	2-5	6.07	30	7	0	0	0	69.7	101	50-48	3	30	23	2	0
Bob Kuzava-t	1-0	4.74	9	1	0	0	0	19.0	28	14-10	6	2	5	0	0
Bob Alexander	0-0	2.25	4	0	0	0	2	4.0	4	1-1	0	0	2	0	0
Ted Gray-a	0-0	5.30	10	0	0	0	0	18.7	28	13-11	1	11	5	0	0
Tex Nelson	0-0	13.48	1	0	0	0	0	2.7	5	8-4	0	2	1	0	0
Joe Coleman-t	1-2	5.91	8	2	0	0	0	21.3	26	15-14	3	16	10	1	0
Hal Brown-a	1-3	7.93	16	5	0	0	0	42.0	61	43-67	4	34	11	1	1
Jim McDonald	1-7	5.38	20	8	0	0	0	73.7	92	50-44	7	29	27	0	1
Don Ferrarese	0-1	0.64	6	0	0	0	0	14.0	10	3-1	0	9	9	0	0
Bill Miller	0-2	5.21	6	1	0	0	0	19.0	24	14-11	0	8	14	0	0
Lou Kretlow	0-5	8.93	15	5	0	0	0	40.3	62	45-40	5	29	27	3	4
Team	54-100	5.08	373	154	24	4	20	1332.7	1577	874-752	124	604	541	30	26

Balks none

1955 Washington Senators
48-106, .312, eighth place, -51 games


Player	Avg	OBP	G	AB	R	H	2b	3b	HR	RBI	BB	K	SB-CS	Sac	SF	HBP	DP	E
C Ed FitzGerald	.198	.258	75	257	23	51	7	3	2	26	17	26	0-0	0	1	4	7	9
1b Mickey Vernon	.287	.353	142	557	69	160	11	5	9	84	58	58	0-1	0	6	2	9	3
2b Pete Runnels	.273	.322	135	494	52	135	8	5	1	49	38	49	1-4	5	6	0	17	27
SS Jose Valdivieso	.212	.250	69	212	22	45	7	5	0	18	9	26	0-2	3	1	2	5	13
3b Eddie Yost	.255	.412	134	440	74	112	17	5	5	50	104	69	7-4	5	2	15	8	14
LF Roy Sievers	.285	.371	143	513	77	146	15	4	24	79	69	59	0-2	0	2	3	16	16
CF Tom Umphlett	.234	.286	109	346	33	81	13	0	4	33	27	42	1-1	6	4	0	9	13
RF Carlos Paula	.283	.303	93	367	31	104	17	9	2	40	8	32	2-1	3	2	3	5	6
C Steve Korcheck	.321	.310	8	28	5	9	1	0	2	6	0	4	0-0	0	1	0	1	0
OF Ernie Oravetz	.297	.380	87	286	38	85	7	0	0	28	39	29	2-1	4	1	0	7	1
1b Julio Becquer	.286	.286	4	14	5	1	0	0	0	0	0	0	0-0	1	0	0	0	0
SS Bobby Kline	.276	.311	64	196	24	54	10	0	1	12	7	43	0-0	3	0	3	3	7
3b Harmn Killebrew	.250	.310	45	100	18	25	4	0	9	25	10	32	0-0	0	3	0	4	2
C Clint Courtney-a	.241	.299	71	253	13	61	5	0	1	24	22	11	0-0	1	3	0	8	14
CF Jim Busby-t	.237	.269	46	186	19	44	11	2	3	23	9	33	2-2	1	2	0	3	3
IF Jerry Snyder	.230	.259	62	161	18	37	3	0	0	9	7	15	5-3	4	2	0	7	6
OF Johnny Groth-a	.222	.275	82	261	32	58	12	5	4	32	20	31	0-0	0	5	1	5	7
IF Tony Roig	.216	.227	21	74	4	16	0	1	0	6	1	15	0-0	0	0	0	4	1
OF Jim Lemon	.206	.250	9	34	7	7	1	0	2	7	2	6	0-0	0	0	0	0	0
OF Juan Delis	.199	.224	48	156	12	31	5	2	0	11	5	21	0-2	1	0	0	2	6
OF Jerry Schoonmkr	.175	.233	19	49	3	9	0	0	0	2	5	13	0-0	1	0	0	1	3
3b Jesse Levan	.167	.211	11	18	2	3	0	0	0	1	1	2	0-0	0	0	0	1	0
C Bruce Edwards	.148	.325	29	61	12	9	0	0	0	1	16	11	0-0	2	0	0	3	4
Pitchers	.000	.000	154	0	0	0	0	0	0	0	0	0	0-0	0	0	0	0	9
Team	.254	.319	154	5069	593	1287	154	46	69	567	474	628	20-23	40	41	33	127	164

PB Clint Courtney 14, Ed Fitz Gerald 9, Bruce Edwards 4


Pitcher	W-L	ERA	G	GS	CG	Sh	Sv	IP	H	R-ER	HR	BB	SO	HB	WP
Mickey McDermott	9-11	5.52	33	20	6	0	0	171.3	202	123-105	6	102	81	6	7
Johnny Schmitz	8-14	4.62	28	21	5	0	1	161.7	201	92-83	18	58	89	6	6
Chuck Stobbs	7-4	4.71	38	16	2	2	1	133.7	174	76-70	10	64	55	3	0
Bob Porterfield	7-13	4.70	32	28	8	1	0	191.3	237	118-100	14	58	72	8	0
Dean Stone	6-19	7.15	35	24	0	0	0	162.3	212	137-129	17	84	58	5	1
Ted Abernathy	4-11	4.70	38	13	3	0	2	134.0	151	77-70	12	76	93	3	1
Spec Shea	3-4	5.33	29	4	0	0	1	74.3	93	57-44	7	31	5	3	5
Wbbo Clarke	1-2	8.31	3	2	0	0	0	13.0	20	12-12	1	9	3	0	0
Bob Chakales-a	1-4	6.33	26	0	0	0	1	48.3	65	41-34	5	29	30	3	0
Pedro Ramos	1-8	4.41	41	8	3	0	8	114.3	146	63-56	17	29	11	1	0
Camilo Pascual	1-16	6.40	38	17	0	0	2	133.7	188	103-95	80	99	76	3	3
Bunky Stewart	0-0	2.81	5	1	0	0	1	16.0	15	0	5	0	4	8	0
Team	48-106	5.34	346	154	27	3	17	1354.0	1704	904-803	187	643	551	41	23

Balk: Camilo Pascual

Los Hermanos Perdedores
(The Losing Brothers)



Washington righty **Camilo Pascual**, only 21, suffered through a miserable 1-16 season. his lone win came in a relief role in a 14-inning, 2-0 win against Kansas City on May 9. Pascual went on to lose his next 14 decisions.




Twenty-year old **Pedro Ramos**, had a season almost as discouraging as Pascual, going 1-8. He finally broke into the win column on August 16, in his fourth start of the season after being used primarily in relief, beating Detroit 6-2 wChile throwing a complete game, allowing eight hits.


Players with combined teams

Player	Avg	OBP	G	AB	R	H	2b	3b	HR	RBI	BB	K	SB-CS	Sac	SF	HBP	DP	E
Jim Busby, Wash-Chi	.226	.267	121	483	55	109	21	6	7	54	28	70	12-4	2	2	0	9	4
Gil Coan, Balt-Chi	.284	.343	48	190	23	54	10	3	3	24	17	21	3-4	1	2	1	2	3
Clint Courtney, Chi-Wash	.245	.302	90	298	18	73	5	1	3	31	24	15	0-0	6	4	2	9	16
Hoot Evers, Balt-Cleve	.257	.316	94	358	38	92	19	1	9	49	31	54	6-6	0	3	1	11	4
Ferris Fain, Det-Cleve	.301	.462	107	326	71	98	18	0	5	48	98	21	0-0	1	1	1	11	2
Johnny Groth, Chi-Wash	.241	.296	120	395	53	95	18	10	8	61	33	47	0-0	2	7	1	10	9
Bob Kennedy, Balt-Chi	.270	.332	90	352	44	95	17	2	17	68	31	37	0-0	2	0	2	13	5
Hank Majeski, Cleve-Balt	.122	.244	57	148	15	18	4	0	2	10	24	21	3-2	0	0	0	4	7
Charlie Maxwell, Balt-Det	.279	.309	42	129	16	36	6	0	7	23	6	16	0-0	0	1	0	4	0
Les Moss, Balt-Chi	.323	.388	34	93	9	30	5	0	0	12	9	10	0-0	0	0	1	4	2
Dave Philley, Cleve-Balt	.341	.394	129	458	69	156	17	6	10	61	44	58	0-1	0	5	0	11	11
Dave Pope, Cleve-Balt	.338	.398	130	465	79	157	14	8	13	67	44	79	2-0	0	1	3	9	3
Harry Simpson, Cleve-KC	.328	.372	100	366	52	120	14	5	2	48	28	60	0-1	0	4	0	3	8
Enos Slaughter, NYY-KC	.315	.405	104	337	53	106	9	0	5	30	47	20	1-3	2	0	4	17	2
Vern Stephens, Balt-Chi	.250	.286	23	92	9	23	3	0	3	15	5	14	0-0	0	1	0	3	2
Bobby Young, Balt-Cleve	.188	.242	76	208	16	39	3	2	0	9	15	32	0-1	4	0	0	5	17
Wally Westlake, Cleve-Balt	.208	.300	22	53	2	11	4	0	0	6	7	9	0-0	0	0	0	4	3

Pitcher	W-L	ERA	G	GS	CG	Sh	Sv	IP	H	R-ER	HR	BB	SO	HB	WP
Hal Brown, Bos-Balt	1-3	7.28	20	5	0	0	0	50.7	69	49-41	5	36	14	2	1
Harry Byrd, Balt-Chi	7-10	4.17	24	20	1	0	0	140.3	156	79-65	14	62	59	1	1
B. Chakales, Chi-Wsh	2-4	7.10	34	0	0	0	1	58.3	80	59-46	9	41	38	3	0
Joe Coleman, Balt-Det	1-2	5.91	8	2	0	0	0	21.3	26	15-14	3	16	10	1	0
Harry Dorish, Chi-Blt	3-7	.48	1	0	0	0	18	69.3	54	29-19	4	27	21	0	1
Ted Gray, 4 teams	1-1	7.13	21	1	0	0	0	41.7	69	37-33	5	22	11	0	1
Eddie Lopat, NYY-Balt	9-6	4.38	23	19	4	1	1	125.3	146	65-61	15	28	16	1	0
Johnny Sain, NYY-KC	1-0	4.25	23	0	0	0	3	53.0	64	29-25	5	6	21	0	0
Art Shallock, NYY-Balt	2-5	6.38	33	6	0	0	0	72.0	106	55-51	3	31	23	2	s




Reliever **Harry (Fritz) Dorish**, traded by Chicago to Baltimore, was one of the most effective relievers in the 1955 replay, appearing in 48 games and saving 18 games, six with Chicago and 12 with the Orioles.



Hard-working Tom Gorman led the AL with 52 appearances for the hapless A's pitching staff and had a remarkable 1.54 ERA and a 7-3 record.

1955 American League All-Star team



The pennant winning Chicago White Sox dominated the 1955 AL All-Star team with three of their four infielders making the team and their ace pitcher, Dick Donovan, winning the Cy Young award.

C Sherm Lollar, whose early season hitting lifted the White Sox into the AL lead, was a surprise pick, beating out the Yankees great Yogi Berra.

In the infield, the White Sox almost made it a clean sweep with 1b Walt Dropo, 2b Nellie Fox and 3b George Kell winning All-Star honors. The only non-Chicago member of the infield was Detroit's Harvey Kuenn at shortstop.

The outfield was spectacular with Ted Williams in LF, MVP Mickey Mantle in CF, and batting champion Al Kaline in RF.

Adding to the All-Star offense was Gus Zernial of the Athletics, who led the American League in home runs with 43.

Five starters were picked for the All-Star team, headed by Cy Young winner **Dick Donovan**.

Yankees lefty **Whitey Ford**, Boston's **Frank Sullivan**, Cleveland ace **Early Wynn** and Yankee-killer **Frank Lary** of Detroit rounded out the starting five. Yankee closer **Jim Konstanty** was the All-Star reliever.

Just missing out on All-Star honors were KC 1b **Vic Power** (.322, 94 RBI, only two errors at 1b), Boston 2b **Billy Goodman** (.311, 184 hits, 113 runs), White Sox LF **Minnie Minoso** (.323, 96 RBI, 17 SB), outfielders OF **Dave Philley** (.341) and **Dave Pope** (.338), who both were traded from Cleveland to Baltimore, finishing second and third in the batting race and KC OF **Elmer Valo** (.353), who was four plate appearances qualifying for the batting title and missed winning the batting crown by .004 of a point. Pitchers who were on the outside looking in were ERA leader **Billy Hoft** (16-12, 2.35), workhorse reliever **Tom Gorman** of Kansas City 7-2, 1.54 in 52 appearances) and New York fireballer **Bob Turley** (18-11, 3.11)

Player	Avg	OBP	G	AB	R	H	2b	3b	HR	RBI	BB	K	SB-CS	Sac	SF	HBP	DP	E
C Sherm Lollar, Chi	.290	.380	137	479	75	139	10	1	27	85	39	32	0-0	0	1	14	14	4
1b Walt Dropo, Chi	.308	.370	146	552	85	170	16	1	29	102	55	79	0-0	0	4	2	20	5
2b Nellie Fox, Chi	.292	.357	t154	590	109	172	28	8	6	65	47	41	7-12	7	7	t17	9	21
SS Harvey Kuenn, Det	.327	.369	134	535	86	175	40	3	9	55	38	48	5-2	2	2	1	7	21
3b George Kell, Chi	.291	.377	128	505	74	147	25	3	10	80	66	61	2-6	0	6	7	6	20
LF Ted Williams, Bos	.330	.459	132	491	106	162	29	6	34	140	116	28	0-0	0	4	5	9	8
CF Mickey Mantle, NYY	.304	.421	144	579	138	176	27	14	39	114	120	94	2-0	0	4	0	11	9
RF Al Kaline, Det	.349	.440	150	601	118	210	15	5	28	120	96	56	2-11	0	3	3	15	9
DH Gus Zernial, KC	.261	.304	143	545	78	142	11	3	43	103	31	97	0-0	0	7	6	17	9


Pitchers	W-L	ERA	G	GS	CG	Sh	Sv	IP	H	R-ER	HR	BB	SO	HB	WP
Dick Donovan, Chi	21-2	2.64	26	24	15	2	0	204.3	174	70-60	11	59	86	4	0
Frank Sullivan, Bos	22-11	2.36	35	35	21	t7	0	297.7	223	92-78	20	120	149	7	2
Whitey Ford, NYY	21-8	3.11	34	33	17	3	0	260.7	199	102-90	28	96	141	13	1
Early Wynn, Cleve	20-11	3.64	32	31	15	4	0	234.3	186	99-94	9	128	127	4	1
Frank Lary, Det	17-12	2.98	32	31	21	5	1	257.0	189	97-85	18	116	70	4	3
Jim Konstanty, NYY	7-2	1.48	39	0	0	0	19	48.7	26	12-8	3	13	5	0	0




1955 American League All Star team Position players



C Sherm Lollar, Chicago




LF Ted Williams, Bos



CF Mickey Mantle, NYY



RF Al Kaline, Det



1b Walt Dropo, Chicago



2b Nellie Fox, Chicago



SS Harvey Kuenn, Det



3b George Kell, Chicago




DH Gus Zernial, Kansas City

1955 American League All Star pitchers



Dick Donovan, Chicago




Whitey Ford, New York



Early Wynn, Cleveland



Frank Sullivan, Boston



Jim Konstanty, New York



Frank Lary, Detroit

Special
Mention



A's LF-DH Elmer Valo hit .353, but failed to win the AL batting crown, falling four plate appearances short of qualifying. When factoring in the necessary four appearances, Valo's BA was .004 behind batting leader Al Kaline of Detroit.

1955 Replay AL Batting Leaders 477 PA qualifier)

Batting Avg.	BA	On Base Pct.	OBP	Runs Batted In	RBI
Al Kaline, Det	0.349	Ted Williams, Bos	0.459	Ted Williams, Bos	140
Dave Philley, Cleve-Balt	0.341	Al Kaline, Det	0.440	Al Kaline, Det	120
Dave Pope, Cleve-Balt	0.338	Mickey Mantle, NYY	0.421	Jackie Jensen, Bos	120
Ted Williams, Bos	0.330	Eddie Yost, Was	0.412	Mickey Mantle, NYY	114
Harvey Kuenn, Det	0.327	Minnie Minoso, Chi	0.411	Ray Boone, Det	110
Minnie Minoso, Chi	0.323	Dave Pope, Cleve-Balt	0.398	Gus Zernial, KC	103
Vic Power, KC	0.322	Al Smith, Cleve	0.398	Walt Dropo, Chi	102
Billy Goodman, Bos	0.311	Billy Goodman, Bos	0.397	Yogi Berra, NYY	99
Walt Dropo, Chi	0.308	Dave Philley, Cleve-Balt	0.394	Minnie Minoso, Chi	96
Mickey Mantle, NYY	0.304	Sherm Lollar, Chi	0.380	Vic Power, KC	94
Doubles	2b	Triples	3b	Home runs	HR
Harry Agganis, Bos	43	Mickey Mantle, NYY	14	Gus Zernial, KC	43
Harvey Kuenn, Det	40	Minnie Minoso, Chi	11	Mickey Mantle, NYY	39
Minnie Minoso, Chi	32	Johnny Groth, Chi-Wash	10	Ted Williams, Bos	34
Vic Power, KC	31	Jim Busby, Wash-Chi	9	Jackie Jensen, Bos	30
Sammy White, Bos	31	Andy Carey, NYY	9	Walt Dropo, Chi	29
Al Smith, Cleve	30	Carlos Paula, Wash	9	Al Kaline, Det	28
Jim Finigan, KC	30	Willy Miranda, Balt	9	Sherm Lollar, Chi	27
Ted Williams, Bos	29	Five tied with	8	Roy Sievers, Wash	24
Bill Tuttle, Det	28			Four tied with	23
Nellie Fox, Chi	28				
Base hits	H	Runs scored	R	Stolen Bases	SB
Al Kaline, Det	210	Mickey Mantle, NYY	138	Minnie Minoso, Chi	t 17
Vic Power, KC	198	Al Kaline, Det	118	Jim Rivera, Chi	t 17
Billy Goodman, Bos	184	Al Smith, Cleve	118	Jim Busby, Wash-Chi	12
Minnie Minoso, Chi	179	Billy Goodman, Bos	113	Gil McDougald, NYY	11
Mickey Mantle, NYY	176	Bill Tuttle, Det	111	Willy Miranda, Balt	10
Harvey Kuenn, Det	175	Nellie Fox, Chi	109	Jim Busby, Chi	10
Bill Tuttle, Det	174	Ted Williams, Bos	106	Jackie Jensen, Bos	8
Nellie Fox, Chi	172	Jackie Jensen, Bos	106	PChil Rizzuto, NYY	8
Walt Dropo, Chi	170	Vic Power, KC	96	Nellie Fox, Chi	7
Al Smith, Cleve	168	Minnie Minoso, Chi	93	Eddie Yost, Wash	7

Bases on Balls	BB	Slugging	Slg	Caught Stealing	CS
Mickey Mantle, NYY	120	Ted Williams, Bos	0.713	Jim Rivera, Chi	17
Ted Williams, Bos	116	Mickey Mantle, NYY	0.601	Minnie Minoso, Chi	14
Eddie Yost, Wash	104	Al Kaline, Det	0.531	Nellie Fox, Chi	12
Al Smith, Cleve	102	Gus Zernial, KC	0.528	Al Kaline, Det	11
Jackie Jensen, Bos	100	Vic Power, KC	0.511	Willy Miranda, Balt	10
Ferris Fain, Det-Cleve	98	Walt Dropo, Chi	0.498	Jackie Jensen, Bos	7
Cal Abrams, Balt	97	Bill Skowren, NYY	0.495	Gil McDougald, NYY	7
Al Kaline, Det	96	Sherm Lollar, Chi	0.484	Five tied with	6
Bobby Avila, Cleve	89	Roy Sievers, Wash	0.470		
Billy Goodman, Bos	88	Minnie Minoso, Chi	0.469		
Games	G	At bat	AB	hit by pitch	HBP
Bill Tuttle, Det	154	Bill Tuttle, Det	617	Al Smith, Cleve	17
Nellie Fox, Chi	154	Vic Power, KC	615	Nellie Fox, Chi	17
Willy Miranda, Balt	152	Al Kaline, Det	601	Sherm Lollar, Chi	15
Al Smith, Cleve	150	Al Smith, Cleve	598	Eddie Yost, Wash	15
Al Kaline, Det	150	Billy Goodman, Bos	592	Joe Astroth, KC	12
Jim Finigan, KC	148	Nellie Fox, Chi	590	Fred Hatfield, Det	10
Jackie Jensen, Bos	147	Mickey Mantle, NYY	579	Minnie Minoso, Chi	9
Bobby Avila, Cleve	146	Jackie Jensen, Bos	575	Eddie Robinson, NYY	9
Vic Power, KC	145	Yogi Berra, NYY	568	Al Rosen, Cleve	7
Sammy White, Bos	144	Bobby Avila, Cleve	562	George Kell, Chi	7
				PChil Rizzuto, NYY	7
Total bases	TB	Strikeouts	SO	Sacrifice hits	Sac
Mickey Mantle, NYY	348	Gus Zernial, KC	97	Willy Miranda, Balt	12
Al Kaline, Det	319	Mickey Mantle, NYY	94	George Strickland, Cleve	12
Vic Power, KC	314	Larry Doby, Cleve	85	Bobby Avila, Cleve	10
Ted Williams, Bos	305	Walt Dropo, Chi	79	Nellie Fox, Chi	7
Gus Zernial, KC	288	Gus Triandos, Balt	79	Jim Hegan, Cleve	7
Walt Dropo, Chi	275	Dave Pope, Cleve-Balt	79	Billy Goodman, Bos	6
Al Smith, Cleve	271	Norm ZauChin, Bos	78	Jimmy Piersall, Bos	6
Jackie Jensen, Bos	268	Willy Miranda, Balt	73	Tommy Umphlett, Wash	6
Minnie Minoso, Chi	260	Chuck Diering, Balt	71	Hal Smith, Balt	6
Yogi Berra, NYY	253	Jim Busby, Wash-Chi	70	Clint Courtney, Chi-Balt	6

Sacrifice flies	SF	Ground into DP	GIDP	Low BA (Min 225 PA)	BA
Jackie Jensen, Bos	11	Sammy White, Bos	31	Fred Marsh, Balt	0.157
Yogi Berra, NYY	9	Jackie Jensen, Bos	30	Bill Renna, KC	0.181
Ray Boone, Det	8	Bill Tuttle, Det	24	Harry Malmberg, Det	0.185
Nellie Fox, Chi	7	Gus Triandos, Balt	21	Bobby Young, Balt-Cleve	0.188
Johnny Groth, Chi-Wash	7	Walt Dropo, Chi	20	Joe Astroth, KC	0.189
Minnie Minoso, Chi	7	Jim Finigan, KC	19	Ed FitzGerald, Wash	0.198
Gus Zernial, KC	7	Bobby Avila, Cleve	18	Billy Hunter, NYY	0.199
Jim Rivera, Chi	7	Bob Nieman, Chi	18	Jim Hegan, Cleve	0.212
Six tied with	6	Gus Zernial, KC	17	Frank House, Det	0.212

Low OBP (Min 225 PA)	OBP
Billy Hunter, NYY	0.231
Bobby Young, Balt-Cleve	0.242
Jim Hegan, Cleve	0.250
Frank House, Det	0.255
Ed FitzGerald, Wash	0.258
Fred Marsh, Balt	0.259
Jim Busby, Wash-Chi	0.267
Harry Malmberg, Det	0.280
Tommy Umphlett, Wash	0.234



Red Sox leadoff man **Billy Goodman** had little power, but hit .311 and scored 113 runs wChile piling up 184 hits.



Versatile **Al Smith** (.281, .398 OBP, 30 doubles, 23 HR, 67 RBIs) had a solid season for the Indians, playing all three OF positions and filling in at 3b.



Boston RF **Jackie Jensen** slammed 30 homers and drove in 120 runs wChile playing solid in the field, throwing out 10 baserunners.

1955 Replay AL Pitching Leaders (154 IP qualifier)

ERA	ERA	Wins	W-L	Strikeouts	K
Billy Hoeft, Det	2.35	Frank Sullivan, Bos	22-11	Herb Score, Cleve	212
Frank Sullivan, Bos	2.36	Dick Donovan, Chi	21-2	Bob Turley, NYY	200
Dick Donovan, Chi	2.64	Whitey Ford, NYY	21-8	Billy Hoeft, Det	175
Frank Lary, Det	2.98	Early Wynn, Cleve	20-11	Billy Pierce, Chi	170
Billy Pierce, Chi	3.03	Bob Turley, NYY	18-11	Frank Sullivan, Bos	149
Whitey Ford, NYY	3.11	Frank Lary, Det	17-12	Whitey Ford, NYY	141
Bob Turley, NYY	3.11	Ned Garver, De	16-10	Jack Harshman, Chi	135
Jack Harshman, Chi	3.43	Billy Hoeft, Det	16-12	Early Wynn , Cleve	127
Bill Wight, Cleve-Balt	3.43	Herb Score, Cleve	15-14	Willard Nixon, Bos	120
Early Wynn, Cleve	3.61	Five tied with	14	Mike Garcia, Cleve	110
Losses	L	Games appeared	G	Games started	GS
Dean Stone, Wash	6-19	Tom Gorman, KC	52	Frank Sullivan, Bos	35
Camilo Pascual, Wash	1-16	Don Mossi, Cleve	51	Bob Turley, NYY	34
Alex Kellner, KC	8-16	Ray Narleski, Cleve	47	Whitey Ford, NYY	33
Johnny Schmitz, Wash	8-14	Tom Hurd, Bos	45	Herb Score, Cleve	32
Herb Score, Cleve	15-14	George Zuverink, Det-Balt	43	Ned Garver, Det	32
Bob Porterfield, Wash	7-13	Pedro Ramos, Wash	41	Six tied with	31
Arnie Portecarrero, KC	3-12	Harry Dorish, Chi-Balt	41		
Frank Lary, Det	17-12	Tom Morgan, NYY	39		
Billy Hoeft, Det	16-12	Jim Konstanty, NYY	39		
Seven tied with	11	Three tied with	38		
Complete games	CG	Shutouts	ShO	Saves	Sv
Frank Lary, Det	21	Virgil Trucks, Chi	t 7	Jim Konstanty, NYY	19
Frank Sullivan, Bos	21	Frank Sullivan, Bos	t 7	Ray Narleski, Cleve	16
Whitey Ford, NYY	17	Frank Lary, Det	5	Ellis Kinder, Bos	16
Billy Hoeft, Det	16	Early Wynn, Cleve	5	Harry Dorish, Chi-Balt	15
Early Wynn, Cleve	15	Mike Garcia, Cleve	4	Tom Gorman, KC	14
Dick Donovan, Chi	15	Bob Turley, NYY	4	Don Mossi, Cleve	9
Billy Pierce, Chi	14	Billy Hoeft, Det	3	Dixie Howell, Chi	8
Bob Turley, NYY	12	Billy Pierce, Chi	3	Pedro Ramos, Wash	8
Virgil Trucks, Chi	11	Whitey Ford, NYY	3	Tom Morgan, NYY	8
Bob Lemon, Cleve	9	Don Larsen, NYY	3	Morrie Martin, Chi	7


Innings pitched	IP	hits allowed	H	Total runs	R
Frank Sullivan, Bos	297.7	Ned Garver, Det	258	Tom Brewer, Bos	140
Bob Turley, NYY	271.7	Willard Nixon, Bos	242	Ned Garver, Det	137
Whitey Ford, NYY	260.7	Mike Garcia, Cleve	238	Dean Stone, Wash	137
Frank Lary, Det	257.0	Bob Porterfield, Wash	237	Alex Kellner, KC	128
Billy Hoeft, Det	256.7	Tom Brewer, Bos	224	Willard Nixon, Bos	127
Herb Score, Cleve	248.3	Frank Sullivan, Bos	223	Mickey McDermott, Wash	123
Early Wynn, Cleve	234.3	Bob Lemon, Cleve	217	Bob Porterfield, Wash	118
Bob Lemon, Cleve	220.0	Dean Stone, Wash	212	Mike Garcia, Cleve	113
Willard Nixon, Bos	211.7	Mickey McDermott, Wash	202	Bob Turley, NYY	112
Ned Garver, Det	208.0	Johnny Schmitz, Wash	201	Herb Score, Cleve	111

Earned runs	ER	Unearned runs	UR	Home runs	HR
Dean Stone, Wash	129	Tom Brewer, Bos	20	Whitey Ford, NYY	28
Ned Garver, Det	125	Mickey McDermott, Wash	18	Ned Garver, Det	27
Alex Kellner, KC	121	Bob Porterfield, Wash	18	Alex Kellner, KC	27
Tom Brewer, Bos	120	Bob Turley, NYY	18	Art Ceccarelli, KC	25
Willard Nixon, Bos	110	Willard Nixon, Bos	17	Steve Gromek, Det	24
Mike Garcia, Cleve	108	Arnie Portecarrero, KC	17	Herb Score, Cleve	22
Mickey McDermott, Wash	105	George Susce, Bos	15	Mike Garcia, Cleve	22
Bob Porterfield, Wash	100	Art Ceccarelli, KC	14	Bob Turley, NYY	21
Herb Score, Cleve	100	Frank Sullivan, Bos	14	Frank Sullivan, Bos	20
Camilo Pascual, Wash	95	Harry Byrd, Balt-Chi	14	Billy Pierce, Chi	20
				Virgil Trucks, Chi	20

Bases on balls	BB	hit batsmen	HBP	Wild pitches	WP
Herb Score, Cleve	143	Whitey Ford, NYY	13	Bob Turley, NYY	8
Bob Turley, NYY	130	Herb Score, Cleve	10	Mickey McDermott, Wash	7
Early Wynn, Cleve	128	Billy Pierce, Chi	9	Bob Lemon, Cleve	7
Frank Sullivan, Bos	120	Willard Nixon, Bos	8	Art Ditmar, KC	7
Frank Lary, Det	116	Bobby Shantz, KC	8	Johnny Schmitz, Wash	6
Bob Lemon, Cleve	106	Bob Porterfield, Wash	8	Tom Brewer, Bos	6
Jack Harshman, Chi	106	Don Larsen, NYY	8	Steve Gromek, Det	5
Billy Hoeft, Det	104	Mike Garcia, Cleve	8	Spec Shea, Wash	5
Mickey McDermott, Wash	102	Three tied with	7	Don Mossi, Cleve	5
Camilo Pascual, Wash	99			Duke Maas, Det	4

Balks	Bk	Reliever IRA (35 IP+)	ERA	Chigh ERA (min 60 IP)	ERA
Whitey Ford, NYY	2	Jim Konstanty, NYY	1.48	Dean Stone, Wash	7.15
Steve Gromek, Det	1	Tom Gorman, KC	1.54	Tom Brewer, Bos	6.81
Arnie Portecarrero, KC	1	Tom Hurd, Bos	1.73	Duke Maas, Det	6.78
Art Ditmar, KC	1	Leo Cristante, Det	2.13	Art Ceccarelli, KC	6.73
Camilo Pascual, Wash	1	Don Mossi, Cleve	2.13	Camilo Pascual, Wash	6.40
		Geo. Zuverink, Det-Balt	2.45	Art Shallock, NYY-Balt	6.38
		Ellis Kinder, Bos	2.47	Arnie Portecarrero, KC	5.52
		Harry Dorish, Chi-Balt	2.48	Mickey McDermott, Wash	5.52
		Ray Narleski, Cleve	2.76	Bob Grim, NYY	5.50
		Morrie Martin, Chi	3.21	Ned Garver, Det	5.41


Chigh Relief ERA (min 20 IP)	ERA	W-L Pct (min 15 dec)	W-L Pct.	Worst W-L Pct. (min 10 dec)	W-L Pct.
Johnny Gray, KC	7.42	Dick Donovan, Chi	21-2 .913	Camilo Pascual, Wash	1-16 .059
Ted Gray, four teams	7.13	Sandy Consuegra, Chi	9-2 .818	Art Ceccarelli, KC	2-10 .167
Bob Chakales, Chi-Wash	7.10	Tom Hurd, Bos	9-2 .818	Cloyd Boyer, KC	2-9 .182
Art Shallock, NYY-Balt	6.38	Steve Gromek, Det	14-4 .778	Arnie Portecarrero, KC	3-12 .200
Dick Brodowski, Bos	5.96	Whitey Ford, NYY	21-8 .724	Duke Maas, Det	3-10 .231
Marion Fricano, KC	5.93	Jack Harshman, Chi	13-5 .722	Dean Stone, Wash	6-19 .240
Babe Birrer, Det	5.79	Don Larsen, NYY	10-4 .714	Ray Narleski, Cleve	3-9 .250
Spec Shea, Wash	5.33	Tom Gorman, KC	7-3 .700	Ted Abernathy, Wash	4-11 .267
Paul Foytack, Det	4.83	Vic RasChi, KC	11-5 .688	Bobby Shantz, KC	4-10 .286
Ted Abernathy, Wash	4.70	Johnny Kucks, NYY	11-5 .688	Harry Dorish, Chi-Balt	3-7 .300



Yankee righthander Bob Turley (18-11, 3.11 ERA) struck out 200 batters, but had control problems, walking 130 batters, second in the AL.



Veteran Tigers righthander Steve Gromek (14-4, 3.96) won six in a row to start the season. From June 25-Aug 30, Gromek was 7-1, including back-to-back shutouts over Baltimore on Aug. 12 and Boston on Aug. 18



Detroit's Ned Garver (16-10, 5.41) won his first nine decisions in a row, but only went 7-10 after June 13.

1955 American League standouts

Tigers RF Al Kaline edges Valo for batting crown, has extraordinary season

Reds 1b Hal Chase had little competition for the American League batting title, hitting .341, outdistancing batting runner-up Zack Wheat of Brooklyn by a wide margin.

Chase got off to a splendid start, hitting .367 during 18 games in April, second to old-timer Honus Wagner of Pittsburgh, who got off to a flying start with a .371 average in April. Chase quickly ran down Wagner early in May, hitting .447 over a 10-game hitting streak from May 2-13.

In mid-June, Chase had a second 10-game hitting streak June 14-26, hitting .429.

As the season wound down, he had the NL's longest hitting streak of the season, hitting in 17 consecutive games from Sept. 7 through the next to the last day of the season, Sept. 25 for an average of .500 during the streak (35 for 70), including 12 RBIs. During the streak, the Reds won ten of 11 games from Sept 8-19, enabling them to climb into fifth place past Chicago.

Kaline notched his 200th hit on Sept 17 off Kansas City's Tom Gorman.



Ted Williams and Gus Zernial both benefit from the switch to Designated hitter



The two teams that benefited the most from the employment of the designated hitter were the Red Sox and Athletics.

The Red Sox had to frequently use Williams (a 2 OF) in LF because he was better defensively than either Gene Stephens or Faye Throneberry, but he also was used as the DH in about half of his playing appearances. When Williams was in LF, the Red Sox platooned either Harry Agganis at first base or DH, depending on the opposition's pitcher.

Jockeying between LF and DH, Williams finished fourth in the batting race at .330 and led the AL with a 459 OBP, 140 runs batted in and slugging at .713. He ranked third in home runs with 34 blasts and

scored 106 times, his 116 BB ranked second to MVP Mickey Mantle and he was fourth in the league with 305 total bases.

Also benefitting from the intro of the DH was AL home run leader **Gus Zernial**, whose defensive weaknesses could not be exploited (1 OF, 24 arm) when he was DH, which was most of the time. Zernial had a season-long duel with Mickey Mantle for the home run crown, which Zernial nailed down with ten home runs in 24 games in the final month of the season.


The Yankee, Indians and Tigers were never able to settle on a full-time DH, platooning a variety of players in the role with only one, left-handed **Joe Collins** of New York, really making much of an impact. Baltimore and Washington tried almost everyone as a DH, but the closest anyone on either team who succeeded making any difference was **Cal Abrams** of Baltimore, who drew 97 walks.

The two Daves: Philley and Pope overperform in replay, finished second, third in batting race


Cleveland, mired in the second division for much of the first half of the season, made a series of desperate deals with the Orioles, which turned out well for both teams.

With their record at 27-31, after a slow start, the Indians sent OF Dave Philley, who was hitting .362 to Baltimore on June 7. Three weeks later, on June 30, the Tribe shipped OF Dave Pope, hitting .a robust .377 to Baltimore.

In exchange, the Orioles sent OF Gene Woodling, who was hitting .314, to Cleveland for Philley. To complete the Pope deal, the Orioles sent OF Hoot Evers, who had been hitting only .243 to the Indians.



Dave Philley



Dave Pope

The two Daves, Philley and Pope, kept on hitting at a pace that put them in the middle of the batting race, which helped lift the Orioles into seventh place by August 4. **Philley finished up as runner-up in the batting race with a .341 batting average followed by Pope, who hit .338.**

Woodling, who took over LF for Cleveland, hit .293 for the Indians and drove in 51 runs. Evers only saw limited action for the Tribe, but hit .278 with six homers and 26 RBIs.

Boston's Frank Sullivan has great year, just misses Cy Young award



Red Sox righthander Frank Sullivan got off to a terrific start to the 1955 replay, winning fifteen of his first eighteen decisions through July 3.

The highlight of Sullivan's remarkable first half was a stretch from May 20-May 29 when Sullivan threw three consecutive shutouts.

He blanked Kansas City 7-0 on two hits on May 20. On May 23, he threw another three-hitter, shutting out hard-hitting Detroit 2-0. On May 29, he allowed only one hit, a single by Bobby Kline in the fifth inning, while shutting out Washington 5-0.

Sullivan cooled in the second half of the season, going 7-8, but still managed two more shutouts, blanking KC for a second time on Sept 1, 7-0, allowing five hits, and on Sept 9 shutting out Cleveland 4-0, allowing only three singles.

Sullivan was at his best against the second division teams, going 12-2 against the combination of Kansas City, Baltimore and Washington. Against the two front-runners, Chicago and New York, Sullivan was 5-4.

Pitching strategies began to change as relievers increasingly made their presence felt

The addition of the DH also had an influence on how teams managed their pitching staffs. Relievers became more important in the management of games.

Three relievers stood out in the replay and their impact was reflective of how their teams finished in the standings:

New York's **Jim Konstanty** was 7-2 with a league-leading 19 saves. Konstanty had a 1.48 ERA.

Left-hander **Don Mossi** of Cleveland served as a setup man for closer Ray Narleski. Mossi was 6-4, 2.27 with nine saves. **Narleski** did not fare as well, going 3-9, 2.76, with 16 saves. Four of Narleski's losses came in extra innings and a fifth loss came in the ninth inning of a 5-3 loss to Boston when Ted Williams and Jackie Jensen hit back-to-back home runs.

Kansas City righthander **Tom Gorman** was called out of the bullpen 52 times by the A's and had a 7-3 record and a 1.52 ERA.

1955 American League pinch hitting

One of the effects of the introduction of the DH in to the 1955 replay was a lessening of dependence on pinch-hitters. Teams did not need to rely pinch hitters to the same degree as pre-DH because there were no pitchers batting in the number nine hole.

As a result, good hitting teams like Chicago, New York, and Detroit did not have to use pinch-hitters in any great volume. Cleveland was an exception, with Dale Mitchell's role centered around pinch-hitting. The tail-enders, of course, had offensive problems and called on pinch-hitters with greater frequency.

The Red Sox led the AL with a collective pinch-hitting batting average of .304, more than fifty points better than runners-up Kansas City and New York.

The A's had three batters hit pinch-hit home runs wChile Washington pinch-hitters generated 11 RBIs and a league-Chigh 19 pinch-hits.

The most effective pinch-hitter was Cleveland's Dale Mitchell who ws 8-29, .276 with four BB. Elmer Valo's 4-11, .364 was the Chighest BA for pinch-hitters with 10 or more at bats wChile Boston's Harry Agganis and New York's Bob Cerv both had .500 OBP as pinch-hitters, but like Vale, it was based on a small sample.

Seven hitters struck pinch-hit home runs.

Team pinch-hitting													
Team	Avg	OBP	AB	H	2B	3B	HR	RBI	BB	Sac	SE	HB	DP
Boston	.304	.407	46	14	3	0	1	4	8	0	0	0	0
Kansas City	.250	.357	60	15	4	0	3	9	10	0	0	0	0
New York	.250	.304	52	13	1	1	2	6	2	0	0	2	0
Cleveland	.241	.247	79	10	1	2	0	5	6	0	2	0	1
Chicago	.226	.351	31	7	1	0	0	0	6	0	0	0	1
Washington	.226	.280	84	19	2	1	1	11	7	0	2	0	4
Detroit	.211	.231	38	8	2	0	0	4	1	0	0	0	1
Baltimore	.167	.277	72	12	0	1	0	4	11	0	0	0	0
AL Average	.212	.291	58	12	2	1	1	5	6	0	1	0	1

Pinch hit leaders

Batting Avg. (Min 10 AB)	H-AB	Avg.	On base pct. (Min 10 AB)	OBP	Pinch hits	hits
Elmer Valo, KC	4-11	.364	Harry Agganis, Bos	.500	Dale Mitchell, Cleve	8
Dale Mitchell, Cleve	8-29	.276	Bob Cerv, NYY	.500	Four tied with	4
Hal Naragon, Cleve	3-11	.273	Enos Slaughter, NYY-KC	.500		
			Gene Stephens, Bos	.500		
Runs batted in	RBI		Bases on balls	BB	Pinch hit at bats	AB
Enos Slaughter, NYY-KC	3		Dale Mitchell, Cleve	4	Dale Mitchell, Cleve	29
Charlie Maxwell, Balt-Det	3		Harry Agganis, Bos	3	Charlie Maxwell, Balt-Det	18
Dick Kryhoski, KC	3		Willard Marshall, Chi	3	Harmon Killebrew, Wash	18
			Bill Renna, KC	3		

Doubles: Harry Agganis, Bos, Elmer Valo, KC, Charlie Maxwell, Balt-Det, tied with 2

Triples: Elston Howard, NYY, Dave Philley, Clv-Balt, Hal Naragon, Clv, Carlos Paula tied with 1

Home runs: Seven tied with one (*see Batting Highlights for details*)



Cleveland's Dale Mitchell had the most pinch hits and the most PH apperancs in the replay, going 8-29, .276.

1955 American League pinch hitting

Chicago White Sox	Avg	OBP	AB	H	2B	3B	HR	RBI	BB	Sac	SF	HB	DP
Ron Northey	.667	.750	3	2	0	0	0	0	1	0	0	0	0
Willard Marshall	.500	.714	4	2	0	0	0	0	3	0	0	0	0
Jim Rivera	.333	.333	3	1	0	0	0	0	0	0	0	0	0
Bob Kennedy	.200	.200	5	1	0	0	0	0	0	0	0	0	0
Les Moss	.200	.200	5	1	0	0	0	0	0	0	0	0	0
Walt Dropo	.000	.500	1	0	0	0	0	0	1	0	0	0	0
Sherm Lollar	.000	.500	1	0	0	0	0	0	1	0	0	0	0
Gil Coan	.000	.000	1	0	0	0	0	0	0	0	0	0	0
Bobby Adams	.000	.000	2	0	0	0	0	0	0	0	0	0	0
Jim Brideweiser	.000	.000	2	0	0	0	0	0	0	0	0	0	0
Bob Nieman	.000	.000	3	0	0	0	0	0	0	0	0	0	1
Total	.226	.351	31	7	1	0	0	0	6	0	0	0	1
NY Yankees	Avg	OBP	AB	H	2B	3B	HR	RBI	BB	Sac	SF	HB	DP
Gil McDougald	1.000	1.000	1	1	0	0	0	1	0	0	0	0	0
Elston Howard	.500	.500	6	3	0	1	0	1	0	0	0	0	0
Charlie Silvera	.500	.500	2	1	0	0	0	0	0	0	0	0	0
Bob Cerv	.444	.500	9	4	1	0	1	2	0	0	0	1	0
Hank Bauer	.333	.333	3	1	0	0	0	1	0	0	0	0	0
Bill Skowren	.333	.333	3	1	0	0	0	0	0	0	0	0	0
Enos Slaughter	.333	.333	3	1	0	0	0	0	0	0	0	0	0
Joe Collins	.125	.222	8	1	0	0	1	1	1	0	0	0	0
Eddie Robinson	.000	.125	0	0	0	0	0	0	0	0	0	1	0
Jerry Coleman	.000	.000	2	0	0	0	0	0	0	0	0	0	0
Irv Noren	.000	.000	6	0	0	0	0	0	0	0	0	0	0
Total	.250	.304	52	13	1	1	2	6	2	0	0	2	0
Boston Red Sox	Avg	OBP	AB	H	2B	3B	HR	RBI	BB	Sac	SF	HB	DP
Billy Klaus	1.000	1.000	2	2	1	0	0	0	0	0	0	0	0
Grady Hatton	1.000	1.000	1	1	0	0	0	0	0	0	0	0	0
Sammy White	1.000	1.000	1	1	0	0	0	0	0	0	0	0	0
Sam Mele	∞	1.000	0	0	0	0	0	0	1	0	0	0	0
Norm ZauChin	.500	.500	2	1	0	0	0	0	0	0	0	0	0
Harry Agganis	.333	.500	9	3	2	0	0	2	3	0	0	0	0
Gene Stephens	.333	.500	9	3	0	0	0	1	1	0	0	0	0
Faye Throneberry	.250	.250	4	1	0	0	1	0	0	0	0	0	0
Karl Olson	.250	.250	4	1	0	0	0	0	0	0	0	0	0
Eddie Joost	.167	.286	6	1	0	0	0	0	1	0	0	0	0
Ted Williams	.000	.667	1	0	0	0	0	0	2	0	0	0	0
Jackie Jensen	.000	.000	1	0	0	0	0	0	0	0	0	0	0
Pete Daley	.000	.000	2	0	0	0	0	0	0	0	0	0	0
Ted Lepcio	.000	.000	4	0	0	0	0	0	0	0	0	0	0
Total	.304	.407	46	14	3	0	1	4	8	0	0	0	0

Cleveland Indians	Avg	OBP	AB	H	2B	3B	HR	RBI	BB	Sac	SF	HB	DP
Gene Woodling	1.000	1.000	1	1	0	0	0	1	0	0	0	0	0
Hank Foiles	.750	.750	4	3	1	0	0	0	0	0	0	0	0
Hoot Evers	.400	.400	5	2	0	0	0	1	0	0	0	0	0
Sam Dente	.333	.333	3	1	0	0	0	1	0	0	0	0	0
Vic Wertz	.333	.333	3	1	0	0	0	1	0	0	0	0	0
Dale Mitchell	.276	.300	29	8	1	0	0	0	4	0	0	0	0
Hal Naragon	.273	.308	11	3	0	1	1	2	0	0	1	0	1
Hank Majeski	.000	.333	2	0	0	0	0	0	1	0	0	0	0
Wally Westlake	.000	.000	1	0	0	0	0	0	0	0	0	0	0
Bobby Young	.000	.000	1	0	0	0	0	0	0	0	0	0	0
Ferris Fain	.000	.000	2	0	0	0	0	0	0	0	0	0	0
Ralph Kiner	.000	.250	4	0	0	0	0	0	1	0	0	0	0
Dave Philley	.000	.000	4	0	0	0	0	0	0	0	0	0	0
Harry Simpson	.000	.000	5	0	0	0	0	0	0	0	0	0	0
Total	.241	.247	79	10	1	2	0	5	6	0	2	0	1
Detroit Tigers	Avg	OBP	AB	H	2B	3B	HR	RBI	BB	Sac	SF	HB	DP
Bubba PChillips	1.000	1.000	1	1	0	0	0	1	0	0	0	0	0
Ray Boone	∞	1.000	0	0	0	0	0	0	1	0	0	0	0
J.D. PChillips	.429	.429	7	3	0	0	0	1	0	0	0	0	0
Charlie Maxwell	.250	.250	16	4	2	0	0	3	0	0	0	0	1
Harry Malmberg	.000	.000	1	0	0	0	0	0	0	0	0	0	0
Red Wilson	.000	.000	1	0	0	0	0	0	0	0	0	0	0
Jim Delsing	.000	.000	2	0	0	0	0	0	0	0	0	0	0
Ferris Fain	.000	.000	2	0	0	0	0	0	0	0	0	0	0
Fred Hatfield	.000	.000	2	0	0	0	0	0	0	0	0	0	0
Frank House	.000	.000	2	0	0	0	0	0	0	0	0	0	0
Reno Bertoia	.000	.000	3	0	0	0	0	0	0	0	0	0	0
Total	.211	.231	38	8	2	0	0	4	1	0	0	0	1
Kansas City Athletics	Avg	OBP	AB	H	2B	3B	HR	RBI	BB	Sac	SF	HB	DP
Enos Slaughter	.500	.769	6	3	0	0	1	3	1	0	0	0	0
Billy Shantz	.500	.571	2	2	0	0	0	1	1	0	0	0	0
Dick Kryhoski	.400	.571	5	2	1	0	0	3	2	0	0	0	0
Gus Zernial	.400	.400	5	2	1	0	0	0	0	0	0	0	0
Elmer Valo	.364	.417	11	4	2	0	1	1	1	0	0	0	0
Bill Renna	.100	.308	10	1	0	0	1	1	3	0	0	0	0
Vic Power	.000	.000	1	0	0	0	0	0	0	0	0	0	0
Pete Suder	.000	.000	1	0	0	0	0	0	0	0	0	0	0
Bill Wilson	.000	.250	3	0	0	0	0	0	1	0	0	0	0
Spook Jacobs	.000	.000	2	0	0	0	0	0	0	0	0	0	0
Harry Simpson	.000	.000	2	0	0	0	0	0	0	0	0	0	0
Clete Boyer	.000	.000	4	0	0	0	0	0	0	0	0	0	0
Jack Littrell	.000	.000	4	0	0	0	0	0	0	0	0	0	0
Total	.250	.357	62	15	4	0	3	9	10	0	0	0	0

American League Batting Highlights

Notable performances, team

<u>Date</u>	<u>Team</u>	<u>Opponent</u>	<u>Description</u>
Apr 12	NY	Balt	Yankees piled up nine runs in second inning enroute to 9-5win over Orioles
Apr 15	NY	Bos	Yanks scored nine runs in ninth , seven unearned, in 16-1 blowout win over Boston
Apr 17	Chi	KC	ChiSox totaled 7 runs in third inning enroute to 9-3 thrashing of A's
Apr 18	Wash	NY	Senators reeled off 8 straight hits in seven-run fifth inning in 11-8 win v NY
Apr 18	Chi	Det	Pale House pounded out eight runs in second inning , held on to beat Detroit 11-10
Apr 19	Cleve	KC	Indians blow out KC 19-6 behind 22 hit attack
May 2	Cleve	Wash	Tribe erupted for 9 runs in first inning to bury Wash 12-4
June 11	Bos	Wash	Red Sox scored nine runs in third inning; beat Wash 11-s
June 13	Chi	Cleve	ChiSox offense stood on the gas winning 16-3 with 22 hits, seven runs in fourth innng
June 15	Chi	Det	White Sox reeled of 20 hits in 15-4 win over Tigers, led by George Kell 5 RBIs
June 17	Cleve	KC	Blew game open with 8 runs in the fifth , including grand slam by Hal Naragon in 9-0 win
June 20	Wash	Balt	Already ahead 6-0, Washington added nine runs in the fifth in a 15-4 romp over Balt
June 25	Bos	Chi	Red Sox notched 22 hits in a 12-3 win over league-leading White Sox; left 13 on-base
July 2	KC	Wash	A's banged out 21 hits , inc. five by Enos Slaughter, to outscore Senators 12-8
July 13	NY	Chi	Yanks won seventh straight 14-1 with 20 hits, scored eight runs in first inning
July 16	Det	Wash	Tigers buried Senators 15-4 with 21 hits , six for extra bases, inc. two home runs
July 16	Bos	KC	Red Sox annihilated A's 14-4, 22-hit attack
July 19	Bos	Det	Red Sox scored in each of first seven innings in 21-10, 20-hit win over Detroit
July 19	Chi	Balt	White Sox overwhelmed Balt 21-0 , behind 26 hits , helped by five Orioles errors
July 24	Bos	Cleve	Boston batters hit five home runs , two each by Billy Klaus and Sammy White in 12-8 win
Aug 6	Bos	Balt	Boston scored eight runs in fourth , won going away 17-3 with 20 hits
Aug 6	Cleve	KC	Indians outscored KC 13-9 behind 20-hit attack including grand slam by Al Rosen
Au 18	KC	Wash	Athletics totaled 21 hits; scored seven runs in third inning in 14-win over Senators
Aug 21	Chi	Balt	Chicago poured over nine runs in the eighth inning in a 17-6 scuttling of Baltimore
Aug 24	Det	NY	Tigers racked up 21 hits in 17-7 win. Yanks scored all seven runs in the fourth inning
Sept 11	Chi	Wash	Hit 16 singles, four XBH to polish off Wash 10-5 behind 20-hit attack

Three home runs in one games

<u>Date</u>	<u>Batter</u>	<u>Opp</u>	<u>Description</u>
June 17	Charlie Maxwell, Det	Chi	3R HR and 2R HR off Harry Byrd, 2R HR off Bob Keegan, 7 RBIs in 11-1 win
June 28	Harmon Killebrew, Wash	Det	Two 2R HRs, solo HR, all off Frank Lary as 19-year-old led Wash to 8-4 win
July 11	Jackie Jensen, Bos	Chi	All three HRs off Billy Pierce, totaled 6 RBIs, as Boston pummeled White Sox 12-5

Two home runs in one game

<u>Date</u>	<u>Batter</u>	<u>Opp</u>	<u>Description</u>
Apr 12	Sherm Lollar, Chi	Cleve	Two solo HRs, one off Mike Garcia, other off Bill Wight in 8-5 White Sox win
Apr 15	Yogi Berra, NY	Bos	2R HR, solo HR, both off Boston starter Ike Delock, 5 RBIs; NY won 16-1
Apr 16	Jim Delsing, Det	Cleve	3R HR off Art Houtteman, 2R HR off Ray Narleski, 5 RBIs in 13-10 win
Apr 17	Norm Zauchin, Bos	NY	2R HR, solo HR, both off Whitey Ford, but NY won 10-4
Apr 19	Al Kaline, Det	Chi	2R HR off Harshman, solo HR off Consuegra, not enough as Chi won 7-4
Apr 23	Bob Nieman, Chi	Cleve	2R HR, solo HR, 4 RBIs to lead Chi to 7-4 win
Apr 24	Joe Collins, NY	Balt	3R HR off Ray Moore, solo HR off Joe Coleman in 10-6 win over Orioles
May 1	Vic Wertz, Cleve	Wash	Grand slam HR, 3R HR, totaled 8 RBIs in 11-3 win over Wash
May 2	Vic Wertz, Cleve	Wash	Second game in a row with 2 HRs; 2R HR off Stone, solo HR off Shea in 12-4 win
May 3	Gus Zernial, KC	NY	3R HR and 2R HR off Don Larsen, 5 RBIs, but KC lost 11-6
May 7	Sam Mele, Bos	KC	2R HR, solo HR both off Alex Kellner in 6-5 Boston win
May 12	Ralph Kiner, Cleve	Bos	2R HR, solo HR, both off Ike Delock to lead Indians to 8-3 win
May 13	Eddie Joost, Bos	Cleve	2R HR, GW solo HR in 10 th inning from player not known for power
May 13	Al Kaline, Det	NY	Two solo HRs, both off Whitey Ford, as Frank Lary threw third straight shutout
May 24	Roy Sievers, Wash	KC	Pair of 2R HRs, one off Chuck Stobbs, other off Art Ceccarelli in 5-2 Senators win
May 25	Roy Sievers, Wash	Chi	Pair of 2R HRs for second straight gm, both off Harshman; Chi won 8-7 in 10 innng
May 26	Al Smith, Cleve	Bos	Leadoff HR, solo HR off Tom Brewer, but Boston prevails 16-8
June 4	Norm Zauchin, Bos	NY	Two solo homers off Whitey Ford, but Yankees won 8-5
June 2	Dave Philley, Cleve	Det	3R HR, solo homer, both off George Zuverink to back Early Wynn two-hit 5-1 win
June 5	Jackie Jensen, Bos	Balt	Jensen hit a 2R homer and solo HR off Jim Wilson as Boston took a tight 5-4 win
June 8	Norm Zauchin, Bos	Balt	Zauchin hit 2 HRs in a game for the second time in five days as Bos won 7-3
June 10	Jimmy Piersall, Bos	Wash	Solo HR off Camilo Pascual, 2R HR off Ted Abernathy, but Senators won 10-6
June 20	Yogi Berra, NY	Bos	2R HR off Leo Kiely, solo HR off Tom Brewer in easy 9-3 win
July 2	Roy Seivers, Wash	KC	2R HR, solo HR as Sievers hit two homers in a game for third time in season
July 11	Walt Dropp, Chi	Bos	Solo HRs off Mike Fornieles, Leo Kiely for naught as Red Sox won 12-5

Two home runs in one game – continued

July 15	Gus Triando, Balt	Cleve	Two 2R HRs, both off Mike Garcia, as Orioles captured 7-6 win
July 22	Irv Noren, NY	Det	Two solo HRs, both of Steve Gromek, as Yanks raced to 11-1 win
July 23	George Kell, Chi	Wash	2R HR, solo HR off Dean Stone as ChiSox prevailed 6-3
<u>Date</u>	<u>Batter</u>	<u>Opp</u>	<u>Description</u>
July 24	Sammy White, Bos	Cleve	3R HR, solo HR, double in 12-8 win over Indians
July 24	Billy Klaus, Bos	Cleve	Pair of 2R homers off Jose Santiago in same 12-8 win over Cleveland
July 26	Frank House, Det	KC	Two solo HRs, both off Bobby Shantz in 5-3 Tigers win over A's
Aug 12	Eddie Robinson, NY	KC	3R homer off Cloyd Boyer, solo HR off Johnny Sain in 13-1 rout of KC
Aug 14	Enos Slaughter, KC	Bos	Pair of solo HRs off George Susce to lead A's to 7-4 win
Aug 14	Ray Boone, Det	Wash	2R HR, solo HR off Johnny Schmitz as Tigers won fifth straight 17-5
Aug 15	Vic Power, KC	Bos	3R HR, 2R HR, 5 RBIs, but A's pitching let game get away in 10-9 loss
Aug 16	Al Smith, Cleve	Balt	2R HR and solo HR off Jim Wilson, but Orioles won 7-6
Aug 20	Jackie Jensen, Bos	Det	2R HR off Billy Hoef, solo HR off Al Aber in 9 th as Red Sox won 10-8
Aug 20	Charlie Maxwell, Det	Bos	3R HR to tie game in 8 th , 2R HR off George Susce, 5 RBIs in 10-8 loss
Aug 24	Walt Dropo, Chi	Wash	Pair of two-run HRs, one off Dean Stone, one off Johnny Schmitz in 10-7 win
Aug 29	Jim Finigan, KC	NY	Surprising outburst of two solo HRs off Whitey Ford, but NY won 8-5
Aug 31	Sherm Lollar, Chi	Bos	2R HR off Leo Kiely, solo HR off Tom Hurd proved difference in 11-10 win
Sept 6	Elston Howard, NY	Cleve	2R HR, solo HR, both off Bob Feller; NY won 6-5 in 11 innings
Sept 10	Ray Boone, Det	NY	Two solo HRs off Whitey Ford, along with RBI double, but Detroit lost 4-3
Sept 14	Bill Skowren, NY	Balt	Two solo HRs, one off Jim Wilson, the other off Don Johnson in 11-5 win
Sept 14	Ted Williams	Balt	Hit 3R HR and 2R HR off Orioles starter Eddie Lopat in 8-5 win
Sept 16	Gus Zernial, KC	Det	2R HR, solo HR, both off Dick Marlowe, tied with Mantle in HR race w 39 HR
Sept 25	Gus Zernial, KC	Chi	Solo HR #41, 3R HR #42 to cement HR lead on next to last day of season

Five or more RBI in one game

<u>Date</u>	<u>Batter</u>	<u>Opp</u>	<u>RBI</u>	<u>Description</u>
Apr 15	Yogi Berra, NY	Bos	5	2R HR, solo HR, 5 RBIs, 3-5 in 16-1 rout of Red Sox
Apr 16	Bob Nieman, Chi	KC	5	Grand slam HR, bases-loaded BB in 11-4 romp over KC
Apr 16	Jim Delsing, Det	Cleve	5	3R HR off Art Houtteman, 2R HR off Ray Narleski; Tigers won 13-10
Apr 19	Ralph Kiner, Cleve	KC	5	2R HR, 2R single, RBI single, 4-5 in 19-6 win
Apr 23	Johnny Groth, Chi	Cleve	7	3R HR, 3R double, RBI single, two runs in 14-7 romp over Indians
Apr 24	Mickey Vernon, Wash	Bos	5	Grand slam HR, groundout RBI, first RBIs of season in 14-1 win
Apr 26	Vic Power, KC	Cleve	5	3R HR, 2R double, went 4-5 with four extra-base hits in 7-0 victory
Apr 30	Andy Carey, NY	Bos	5	3R triple, RBI triple, RBI single, went 4-5 in 14-4 blowout over Boston
May 1	Vic Wertz, Cleve	Wsh	8	Grand slam HR off Porterfield, 3R HR off Pascual, RBI single in 11-3 win
May 3	Gus Zernial, KC	NY	5	3R HR, 2R HR, both off Don Larsen, but Yankees won 11-6
May 24	Larry Doby, Cleve	NY	5	3R HR, 2R triple off Whitey Ford, completing 3-game sweep at New York
May 25	Al Kaline, Det	NY	5	3R HR, 2R single as Tigers rolled over Yankees 11-3
May 26	Ted Williams, Bos	Cleve	5	3R HR, 2R triples, three runs, 5 RBIs in 16-8 romp over Indians
May 26	Sammy White, Bos	Cleve	9	4-5, exploded for two home runs, 3R triple, 2R double to lead 16-8 win
May 27	Gil Coan, Balt	KC	6	Backup OF hit 3R HR, RBI single; drove in two more with SF, groundout
June 6	Bob Nieman, Chi	Det	5	Grand slam HR, RBI single as ChiSox edge Detroit 7-6
June 7	Walt Dropo, Chi	Det	6	4-4, 3R HR, 2R single, RBI double to pace Chi 8-4 win over Tigers
June 12	Ted Williams, Bos	Wash	7	Grand slam home run, 3R double, 3 runs in 14-0 shutout win by Sullivan
June 15	George Kell, Chi	Det	5	3R home run, 2R single to lead Chi to lopsided 15-4 win over Tigers
June 17	Charlie Maxwell, Det	Chi	7	3R HR and 2R HR off Harry Byrd, 2R HR off Keegan in 11-1 victory
June 19	Al Rosen, Cleve	Det	5	Bases-loaded triple, 2R single to highlight 9-6 win over Detroit
June 28	Harmon Killebrew, Wsh	Det	5	Three homers inc. pair of 2R blasts, solo HR in 8-4 win v Detroit
June 28	Ted Williams, Bos	KC	5	Grand slam HR, RBI single to lead 15-3 pasting of A's
July 11	Jackie Jensen, Bos	Chi	6	3R HR, 2R HR and solo homer as Boston pasted Chicago 12-5
July 11	Chuck Diering, Balt	Det	6	3R HR, 2R double, bases-loaded walk as Orioles won 13-10
July 15	Frank House, Det	Wash	7	Went 5-5 with 2R HR 3R double, pair of RBI singles to lead 10-3 win
July 27	Harvey Kuenn, Det	KC	5	3R HR, 2R triple, double and single, but Tigers lost 9-8
Aug 6	Eddie Robinson, NY	Wash	5	Grand slam HR, solo HR in lopsided 15-2 Yankees victory
Aug 14	Ray Boone, Det	Wash	5	2R HR, solo HR, 2R single as Detroit ran over Senators 17-5
Aug 15	Vic Power, KC	Bos	5	3R HR off Mel Parnell, 2R HR off Dick Brodowski in 10-9 loss to Red Sox
Aug 20	Charlie Maxwell, Det	Bos	5	3R HR off Tom Hurd, 2R HR off Susce in 10-8 loss to Red Sox
Aug 19	Bob Kennedy, Chi	Balt	5	3R HR off Don Johnson, 2R double, off Erv Palica in 12-5 win v Baltimore
Aug 21	Bob Kennedy, Chi	Balt	6	GS HR, 2R single; second game with 5+ RBIs in three days in 17-6 win
Aug 25	Ray Boone, Det	NY	5	Bases-loaded triple, 2R double to lead the way in 9-1 win by Ned Garver
Sept 10	Ray Boone, Det	NY	5	Boone had 5 RBIs for second time in three weeks v NY as Detroit won 7-2
Sept 18	Ted Williams, Bos	Balt	5	Slugged 3R HR, 2R HR off lefty Eddie Lopat in 8-5 Red Sox victory
Sept 20	Joe Altobelli, Cleve	KC	5	Injured most of Altobelli had 3R triple and 2R HR in 17-5 win over KC
Sept 20	Larry Doby, Cleve	KC	5	Doby joined with Altobelli in lopsided win, 2R HR, 3R double

Grand slam home runs

<u>Date</u>	<u>Batter</u>	<u>Opp pitcher</u>	<u>Description</u>
Apr 16	Bob Nieman, Chi	Cloyd Boyer, KC	White Sox won 11-4 as Nieman notched 5 RBIs
Apr 18	Sherm Lollar, Chi	Ned Garver, Det	Highlighted 8-run second inning in 11-10 win over Detroit
Apr 19	Ted Lepcio, Bos	Lou Kretlow, Balt	Boston rolled over Balt 11-3
Apr 20	Eddie Joost, Bos	Jim Wilson, Balt	Rod Sox completed three game sweep over Balt 9-4
Apr 23	Sherm Lollar, Chi	Bob Feller, Cleve	Second grand slam for Lollar in five days in 14-7 Chi win
Apr 24	Mickey Vernon, Wash	George Susce, Bos	Totaled five RBIs in 14-1 thumping of Red Sox
Apr 26	Andy Carey, NY	Pedro Ramos, Wash	Pulled NY to within a run of Senators during 13-11 loss
May 1	Vic Wertz, Cleve	Bob Porterfield, Wash	One of two HRs for Wertz, who drove in 8 runs in 11-3 win
May 2	George Strickland, Cleve	Dean Stone, Wash	Highlight of nine-run outburst in first inning in 12-4 win
May 6	Al Kaline, Det	Ted Abernathy, Wash	Lifted Tigers to 8-1 win over Senators
May 10	Johnny Groth, Chi	Saul Rogovin, Balt	Second-inning grand slam sparked ChiSox to 10-8 win
June 6	Bob Nieman, Chi	Steve Gromek, Det	Second grand slam of season for Nieman as Chi won 7-6
June 12	Ted Williams, Bos	Pedro Ramos, Wash	Drove in seven runs in 14-0 shelling of Senators
June 17	Hal Naragon, Cleve	Art Ceccarelli, KC	Part of eight run fifth inning as Cleve overpowered A's 9-0
June 28	Ted Williams, Bos	Alex Kellner, KC	<i>Second grand slam</i> for Williams in June, 5 RBIs in 15-3 win
July 1	Ted Lepcio, Bos	Steve Gromek, Det	Little used reserve hit <i>second GS of season</i> in 9-8, 10-inning win
July 6	Hank Foiles, Cleve	Leo Kiely, Bos	Grand slam capped 12-0 shutout win by Mike Garcia
July 14	Andy Carey, NY	Sandy Consuegra, Chi	Second grand slam for Carey in 14-1 win over White Sox
July 14	Gus Triandos, Balt	Herb Score, Cleve	Balt won 8-7 with two runs in 9th, ended Cleve 12g win streak
Aug 6	Eddie Robinson, NY	Bob Chakales, Wash	Second home run of game for Robinson in 15-2 win
Aug 6	Al Rosen, Cleve	Marion Fricano, KC	Turned out to be difference in 13-9 Indians win over KC
Aug 11	Jackie Jensen, Bos	Mike Fornieles, Chi	Grand slam gave P Frank Baumann all he needed in 6-1 win
Aug 20	Harry Simpson, KC	Spec Shea, Wash	Part of seven-run third inning for KC in 14-4 win
Sept 16	Jim Busby, Chi	Bob Lemon, Cleve	Capped five-run Sox outburst in first, but Cleve won 9-5

Back-to-back home runs

<u>Date</u>	<u>Batters</u>	<u>Opp pitcher</u>	<u>Description</u>
Apr 15	Bob Nieman, Sherm Lollar, Chi	Arnie Portecarrero, KC	Both solo HRs, White Sox won 5-0
Apr 16	Jim Delsing, Bill Tuttle, Det	Art Houtteman, Det	Delsing 3R HR, Tuttle solo HR in 13-10 Det win
Apr 16	Larry Doby, Al Rosen, Cleve	Ned Garver, Det	Doby 2R HR, Rosen solo HR in 13-10 loss to Det
Apr 19	Bill Renna, Bill Wilson, KC	Herb Score, Cleve	Renna 2R HR, Wilson solo HR in 19-6 loss
May 8	Sammy Shite, Jackie Jensen, Bos	Maas, Van Fletcher, Det	Tigers lost to Bos 12-9 in 13 innings
May 10	Larry Doby, Vic Wertz, Cleve	Eddie Lopat, NY	Doby 2R HR, Wertz solo HR, but Cleve lost 4-3
May 22	Gus Zernial, Hector Lopez, KC	Ted Abernathy, Wash	Both solo HRs in ninth to lift A's to 7-4 win
June 8	Ted Williams, Norm Zauchin, Bos	Ray Moore, Balt	Both solo HRs as Frank Sullivan beat Balt 7-3
June 13	Jim Busby, Walt Dropo, Chi	Bob Feller, Cleve	Busby 2R HR, Dropo solo HR in 16-3 romp
June 20	Gus Zernial, Vic Power, KC	Trucks, Consuegra, Chi	A's won as Zernial and Power went back-to-back
June 27	Harry Agganis, Sammy White	Cloyd Boyer, KC	Lifted Tigers to 10-1 win over Athletics
June 29	Yogi Berra, Bill Skowren, NY	Connie Johnson, Chi	Back-to-back HRs tied game won by NY 5-4
July 3	Bill Tuttle, Al Kaline, Det	Frank Sullivan, Bos	Highlighted 4R sixth inng, but Tigers lost 8-5
July 11	Sherm Lollar, Walt Dropo, Chi	Leo Kiely, Bos	Both solo HRs late in game as Boston won 12-5
July 23	Mickey Mantle, Bill Skowren, NY	Babe Birrer, Det	Yankees pummeled Detroit 9-5
Aug 11	Jackie Jensen, Norm Zauchin, Bos	Mike Fornieles, Chi	Jensen hit GS HR, Zauchin solo HR as Bos won 6-1
Aug 15	Geo. Strickland, Jim Hegan, Cleve	Hal Brown, Balt	Unlikeliest duo his B-to-B HRs; Cleve won 5-0
Aug 18	Harry Simpson, KC	Spec Shea, Wash	Sparked A's to 14-4 pasting of Senators
Aug 20	Ted Williams, Jackie Jensen, Bos	Al Aber, Det	Powered 8 th inning comeback win v Boston
Aug 24	Ted Williams, Jackie Jensen, Bos	Ray Narleski, Cleve	Ninth inning HRs beat Cleveland, Narleski 5-3
Sept 18	Ted Williams, Jackie Jensen, Bos	Eddie Lopat, Balt	Part of six-run second inning in 8-5 win over Balt
Sept 15	Bill Wilson, Gus Zernial, KC	Bill Miller, Det	Led KC to 5-2 win over late season call up
Sept 21	Ferris Fain, Bobby Avila, Cleve	Walt Craddock, KC	Fain with 2R HR, Avila with solo HR in 8-0 win

Leadoff home runs

<u>Date</u>	<u>Batter</u>	<u>Opp pitcher</u>	<u>Notes</u>
Apr 15	Tom Umphlett, Wash	Saul Rogovin, Balt	Baltimore came from behind for 10-9 win
Apr 19	Fred Marsh, Balt	Tom Brewer, Bos	Boston rolled over Orioles 11-3
Apr 19	Vic Power, KC	Herb Score, Cleve	Cleveland buried KC 19-6
Apr 25	Al Smith, Cleve	Johnny Gray, KC	Cleveland, behind Early Wynn, won 7-1
May 7	Harvey Kuenn, Det	Bob Porterfield, Wash	Frank Lary threw one-hitter at Senators in 7-0 win
May 7	Harvey Kuenn, Det	Willard Nixon, Bos	Second leadoff homer in two days for Kuenn in 12-8, 13-inning loss
May 26	Al Smith, Cleve	Tom Brewer, Bos	First of two home runs on the day in 16-8 win by Red Sox
June 10	Al Smith, Cleve	Virgil Trucks, Chi	Gave Indians immediate lead, led to 4-1 win for Bob Lemon
June 14	Chico Carrasquel, Chi	Duke Maas, Det	Carrasquel's leadoff HR was only ChiSox run in 5-1 loss to Maas
June 18	Andy Carey, NY	Mel Parnell, Bos	Kicked off NY 18-3 pounding of Red Sox
June 21	Gil McDougald, NY	Frank Sullivan, Bos	Sullivan settled down to defeat Yankees 6-3 on six hits
June 29	Eddie Yost, Wash	Duke Maas, Det	Yost was 4-4 with HBP, sac in 8-0 shutout win by Bob Porterfield
Aug 19	Vic Power, KC	Ted Abernathy, Wash	Put A's into lead in 5-1 win
Apr 26	Harvey Kuenn, Det	Tommy Burne, NY	Kuenn's third leadoff HR of season, but NY won 9-1

Pinch hit home runs

<u>Date</u>	<u>Batter</u>	<u>Opposing pitcher</u>	<u>Notes</u>
Apr 20	Elmer Valo, KC	Bob Lemon, Cleve	2R HR in 9 th inning in 11-7 loss to Indians
May 23	Joe Collins, NY	Early Wynn, Cleve	Solo HR in 9-4 loss to Tribe
May 25	Harmon Killebrew, Wsh	Bob Chakales, Chi	2R HR to tie game in ninth in 8-7 loss in 10 innings
Sept 2	Bill Renna, KC	Bill Henry, Bos	Too little, too late as KC lost 11-6
Sept 6	Faye Throneberry, Bos	Billy Hoef, Det	Only run for Red Sox in 3-1 loss to Hoef, who threw 3-hitter
Sept 24	Enos Slaughter, KC	Jack Harshman, Chi	Solo homer late in game as Chi won 16-4

Five or more hits in one game

<u>Date</u>	<u>Batter</u>	<u>Opp</u>	<u>Description</u>
Apr 27	Ted Williams, Bos	Balt	5-6, double, four singles, 2 runs, 2 RBIs in 11-7 win
May 13	Pete Runnels, Wash	Chi	5-5, two doubles, three singles, run, but White Sox won 9-4
June 12	Bill Tuttle, Det	KC	5-5, two doubles, three singles, RBI, run in 7-4 loss to A's Bobby Shantz
June 25	Harry Agganis, Bos	Chi	5-6, 3R triple, 4 RBIs to lead Boston to 12-3 win
July 2	Enos Slaughter, KC	Wash	5-5, RBI double, four singles, 2 RBI, 4 runs in 12-8 defeat of Senators
July 11	Al Kaline, Det	Balt	5-6, five singles, 3 RBIs, run in 13-10 loss to Orioles
July 15	Frank House, Det	Wash	5-5, 2R HR, 3R double, pair of RBI singles, 7 RBIs in 10-3 win
Aug 10	Eddie Yost, Wash	Cleve	5-6, 2 doubles, four singles, 2 RBIs, run but, Wash lost 10-9 in 10 innings
Aug 16	Vic Power, KC	Bos	5-6, 4 runs, 2 doubles, 3b, two singles, 2 RBIs in 12-11 slugfest win
Aug 18	Enos Slaughter, KC	Wash	5-6, five singles, 2 runs, RBI; second five-hit game of season for Slaughter
Aug 19	Walt Dropo, Chi	Balt	5-5, five singles, RBI in 12-5 win over Orioles
Aug 24	Earl Torgeson, Det	NY	5-6, triple, two doubles, two singles, run, RBI as Tigers pounded NY 14-7

Notable individual batter performances

<u>Date</u>	<u>Batter</u>	<u>Opp</u>	<u>Description</u>
Apr 12	Sherm Lollar, Chi	Cleve	4-5, two solo HRs, double, in 8-5 win over Indians
Apr 13	Geo. Strickland, Cleve	Chi	4-4 in 7-1 win over White Sox, with solo HR, three RBIs, three singles
Apr 15	Hoot Evers, Balt	Wash	4-5, 2b, 3b, two singles, run in 10-9 win over Senators
Apr 16	Fred Hatfield, Det	Cleve	4-6, HR, 2b, two singles, 2 RBIs, 2 runs in 13-10 slugfest win over Cleve
Apr 16	Gene Stephens, Bos	Wash	4-4, 2r HR, three singles, four RBIs, IBB in 8-6 loss to Senators
Apr 18	Harvey Kuenn, Det	Chi	4-5, 2b, three singles, RBI, BB in 11-10 loss to Chicago
Apr 19	Gene Woodling, Balt	Bos	4-4, four singles, run, RBI in 11-3 loss to Red Sox
Apr 19	Chico Carrasquel, Chi	Det	4-5, four singles in 7-4 victory over Detroit
Apr 19	Billy Shantz, KC	Cleve	4-4, RBI triple, run in 19-6 blowout loss to Indians
Apr 19	Ralph Kiner, Cleve	KC	4-5, 2R triple, three singles, 5 RBIs in 19-6 blowout win
Apr 19	Al Smith, Cleve	KC	4-7, 2b, three singles, 4 runs in 19-6 victory
Apr 24	Vic Power, KC	Det	4-6, GW RBI double, solo HR, 2 singles, 2 runs in 8-7. 11-inning win over Det
Apr 23	Billy Goodman, Bos	Wash	4-5, four singles, run, RBI, BB in 13-7 pounding of Senators
Apr 26	Mickey Vernon, Wash	NY	4-4, four singles, 2 RBIs, 2 runs in 13-11 slugfest win over Yankees
Apr 26	Jim Busby, Wash	NY	4-5, 3R double, three singles to join Vernon outburst in 13-11 win v NY
Apr 26	Vic Power, KC	Cleve	4-5, four extra base hits inc. 3R HR, triple, 2 doubles, 5 RBIs in 7-0 win
Apr 27	Ernie Oravetz, Wash	NY	4-4, four singles, BB, 2 runs in 10-7 loss to Yanks
Apr 27	Hal Smith, Balt	Bos	4-5, two doubles, 3 RBIs in 11-7 loss to Red Sox
Apr 28	Pete Runnels, Wash	Balt	4-5, four singles, RBI, run as Senators defeated Orioles 7-5
Apr 30	Andy Carey, NY	Bos	4-5, two triples, two singles, 5 RBIs, 2 runs to lead Yankees to 14-4 win
May 1	Harvey Kuenn, Det	Balt	4-5, 3R double, three singles, 2 runs as Tigers throttled Orioles 11-3
May 1	Hank Bauer, NY	KC	4-6, triple, double, two singles, 2 runs, 2RBIs as Yanks rolled over KC 13-3
May 5	Gene Woodling, Balt	Cleve	4-5, three doubles, single, 2 RBIs, run in 11-1 Orioles triumph
May 5	Billy Cox, Balt	Cleve	4-6, two triples, two singles, 3 RBIs, 3 runs in Baltimore 11-1 win
May 7	Eddie Waitkus, Balt	Cleve	4-4, four singles, 2 RBIs in 7-2 loss to Indians
May 7	Harvey Kuenn, Det	Wash	4-5, leadoff HR, three singles, 2 RBIs, run as Frank Lary blanked Wash 7-0
May 9	Bobby Avila, Cleve	NY	4-4, solo HR off Tom Sturdivant, three singles, BB in 9-4 win over Yankees
May 12	Vic Power, KC	Balt	4-5, four singles, two runs, including winning run, as A's edged Balt 8-7
May 13	Chuck Diering, Balt	KC	4-5, triple, 3 RBIs, two runs as Orioles skated past KC 8-3
May 14	Jim Delsing, Det	NY	4-5, four singles, RBI, run in 8-4 Tigers win over slumping NY
May 17	J.D. Phillips, Det	Balt	4-5, RBI double, three singles as Tigers upended Balt 9-7
May 18	Clint Courtenay, Chi	Bos	4-4, 2R HR off Bill Henry, three singles, 3 RBIs to pace ChiSox 8-4 win
May 19	Harry Simpson, KC	Bos	4-6, 2R triple, 2R single, 4 RBIs as KC rolled to 13-1 win behind Alex Kellner
May 21	Larry Doby, Cleve	Balt	4-5, four singles, RBI, run, SB in 8-3 win over Orioles
May 21	Bobby Kline, Wash	Det	4-4, four singles, 2 runs as Wash won 7-4 in game featuring Wash triple play
May 24	Billy Goodman, Bos	Det	4-5, four singles, 2 RBIs, run in 10-1 Red Sox runaway win
May 25	Elmer Vale, KC	Balt	4-5, double, two runs in 6-4 A's win v Jim McDonald
May 28	Jim Rivera, Chi	Cleve	4-5, first HR of season, three singles, four runs in 12-3 runaway Chi win
May 28	Yogi Berra, NY	Balt	4-5, four singles, run as Yanks won 7-4 as Tommy Byrne notched second win
June 4	Bobby Young, Balt	Wash	4-5, four singles, hit game-winning RBI in 10 th as Orioles won 7-5
June 1	Jim Rivera, Chi	KC	4-4, second four-hit game for Rivera in five days as Billy Pierce blanked KC 7-0
June 7	Walt Dropo, Chi	Det	4-4, 3R HR, six RBIs as Bob Keegan beat Detroit 8-4
June 7	Al Kaline, Det	Chi	4-5, 2b, three singles, RBI, run, but Tigers lost 8-4

Notable individual batter performances - continued

<u>Date</u>	<u>Batter</u>	<u>Opp</u>	<u>Description</u>
June 12	Al Smith, Cleve	Chi	4-5, double, three singles, run, RBI, but Tribe lost 5-4 decision
June 13	Ted Williams, Bos	Wash	4-5, double, three singles, 2 RBIs in 6-3 win
June 13	Billy Goodman, Bos	Wash	4-5, double, three singles, 2 runs, RBI in 6-3 win over Senators
June 13	Walt Dropo, Chi	Cleve	4-5, HR, 2b, two singles, 2 RBIs, 2 runs in 16-3 pounding of Indians
June 14	Dave Philley, Cleve	KC	4-5, solo HR, three singles, 2 RBIs, 2 runs in 12-8 win over A's
June 14	George Strickland, Cleve	KC	4-5, four singles, RBI, run to join Philley's 4-5 performance in 12-8 win over KC
June 16	Billy Goodman, Bos	Balt	4-5, two doubles, two singles, 2 RBIs, 2 runs in 8-4 loss to Orioles Don Johnson
June 17	Gil McDougald, NY	Wash	4-6, triple, three singles, 2 RBIs to lead NY to 11-3 win over Wash
June 19	Larry Doby, Cleve	Det	4-4, 2R HR, three singles, BB, 2 runs in 9-6 win over Tigers
June 20	Harry Simpson KC	Chi	4-5, triple, double, two singles, two runs as A's pounded Virgil Trucks
June 21	Nellie Fox, Chi	KC	4-5, four singles, run, ChiSox lost second straight decision to KC by 9-4 score
June 25	Ted Williams, Bos	Chi	4-6, HR, 3 RBIs, 3 runs in 12-3 blowout win over Pale Hose
June 25	Gene Stephens, Bos	Chi	4-6, HR, 2b, three singles in rare starting role in LF in 12-3 win
June 26	Minnie Mino, Chi	Bos	4-4, 2 doubles, 2 singles, 2 RBIs, scored tying run in 7-6, 10-inning triumph
June 29	Jim Hegan, Cleve	Balt	4-5, 2R HR off Don Johnson, three singles in easy 11-4 win over Orioles
June 29	Eddie Yost, Wash	Det	4-4, leadoff HR, three singles, 3 RBIs as Senators won second straight
July 1	Nellie Fox, Chi	Balt	4-6, 2R HR off Art Shallock in 11 th was game winner in 6-4 win
July 1	Yogi Berra, NY	Cleve	4-5, four singles, run in 4-1 win by Whitey Ford
July 2	Joe DeMaestri, KC	Wash	4-5, four singles, 2 RBIs, run in 12-8 win over Senators
July 4	Bob Hale, Balt	Chi	4-4, newcomer to Orioles lineup had four singles, R, RBI in 4-2 win
July 5	Ferris Fain, Cleve	Bos	4-5, 2R double, run, three singles as Tribe won 9-2 behind Herb Score
July 5	Dave Phillipie, Balt	KC	4-5, four singles in 5-3 Orioles win over A's
July 6	Jim Finigan, KC	Balt	4-5, four singles, 2 RBIs in 7-4 loss to O's Jim Wilson
July 9	Al Smith, Cleve	Wash	4-5, HR, three singles, 2 runs, BB in 9-4 victory
July 11	Bill Tuttle, Det	Balt	4-5, 2R HR, double, 3 runs, but Tigers lost 13-10 slugfest
July 11	Jimmy Piersall, Bos	Chi	4-4, double, RBI, two runs in easy 12-5 win over league leading Chi
July 11	Phil Rizzuto, NY	KC	4-4, 4 runs, 3 RBIs, HR in 8-2 win behind Tommy Byrne
July 11	Bobby Avila, Cleve	Wash	4-5, four singles, 2 BB in 10-3 cakewalk over Senators, Tribe's 10 th straight win
July 12	Mickey Mantle, NY	KC	4-4, two doubles, run, RBI, BB as Bob Turley won 8-5
July 13	Earl Torgeson, Det	Wash	4-6, double, triple, two singles, 2 RBIs, 3 runs in 15-4 thrashing of Wash
July 13	Jim Delsing, Det	Wash	4-4, on base six times; HR, three singles, 3 RBIs, 3 runs, HBP in win over Wash
July 14	Bill Skowren NY	Chi	4-5, two doubles, two singles as Whitey Ford beat White Sox 6-2
July 14	Gus Zernial, KC	Bos	4-6, two-run HR (#27), 2b, two singles, 2 runs in 15-8 A's outburst vs Bos
July 14	Harry Agganis, Bos	KC	4-4, HR, 2R double, 3 RBIs and BB, but Boston lost 15-8
July 16	Sammy White, Bos	KC	4-5, four singles, 2 RBIs, run as Red Sox ran over A's 14-4
July 17	Elmer Valo, KC	Wash	4-4, four singles, 3 RBIs, HBP, run as KC rolled over Senators 9-5
July 19	Al Kaline, Det	Bos	4-6, 2R triple, 3 RBIs as Tigers came out on wrong end of 21-10 loss
July 19	Ted Williams, Bos	Det	4-5, 2R HR, two doubles, 5 runs, 4 RBIs in 21-10 romp over Detroit
July 19	Jackie Jensen, Bos	Det	4-4, on base seven times, inc. double, three singles, 2 BB, 3 runs in 21-10 win
July 20	Dave Philley, Balt	Chi	4-5, two doubles, two singles, SF, 2 RBIs as Orioles won 8-3
July 23	Mickey Mantle, NY	Det	4-5, HR, three singles, 2 RBIs, 3 runs in 9-5 win over Tigers
July 24	Sherm Lollar, Chi	Wash	4-4, double, three singles in 1-0 shutout by Virgil Trucks
July 27	Harvey Kuenn, Det	KC	4-6, 3R HR, 2R triple, 5 RBIs, but Detroit lost to Athletics 9-8
July 28	Joe Collins, NY	Balt	4-5, 3R HR, 4 RBIs in tough 7-5 win over Baltimore
Aug 4	Jackie Jensen, Bos	NY	4-5, capped 10-0 win over NY with 2R double
Aug 6	Elmer Valo, KC	Cleve	4-5, 2b, three singles, 3 runs, but Cleveland won 13-9
Aug 6	Gus Zernial, KC	Cleve	4-5, HR #32, three singles, but not enough as Indians prevailed 13-9
Aug 7	Billy Goodman, Bos	Balt	4-5, double, three singles, 2 runs, BB, RBI to pace Boston 9-8 win
Aug 8	Minnie Mino, Chi	Det	4-5, 3R double, RBI double, two singles, SB in 10-2 win v Tigers
Aug 10	Pete Runnels, Wash	Cleve	4-5, four singles, 2 runs, RBI, BB, SB in 10-9 loss to Cleve in 10 innings
Aug 12	Hoot Evers, Cleve	Wash	4-4, four singles, RBI to back 6-0 shutout by Bob Lemon
Aug 16	Gus Triandos, Balt	Cleve	4-5, HR, three singles in 7-6 win
Aug 19	Ted Williams, Bos	Det	4-6, 2R HR off Babe Birrer, 2b, two singles in 11-5 win
Aug 19	Bob Hale, Balt	Chi	4-5, four singles, 2 RBIs, run in 12-5 loss to White Sox
Aug 19	Minnie Mino, Ch	Balt	4-4, four singles, 4 RBIs, 2 runs, BB in 12-5 win over Baltimore
Aug 20	Pete Runnels, Wash	KC	4-6, four singles, 2 runs as Senators totaled 16 hits in 10-1 win
Aug 21	Billy Goodman, Bos	Det	4-5, four singles, 2 runs, but Tigers came away with 9-6 win
Aug 24	Elmer Valo KC	Balt	4-5, 2b, three singles, 2 runs, 2 RBIs in 16-3 pounding of Orioles
Aug 24	Clete Boyer, KC	Balt	4-5, four singles, 3 runs, RBI in 16-3 win over Baltimore
Aug 25	Harry Simpson, KC	Balt	4-5, four singles, RBI in 8-5 loss at Orioles ended five-game losing streak
Aug 28	Hank Foiles, Cleve	Wash	4-5, on base five times with two doubles, two singles, BB in 10-1 win
Aug 30	Ed Yost, Wash	Cleve	4-5, four singles and HBP, two runs, but Indians won close game 7-6
Aug 31	Jim Rivera, Chi	Bos	4-5, 2R triple, double, two singles, 4 RBIs as White Sox edged Bos 11-10
Sept 4	Enos Slaughter, KC	Bos	4-5, HR, three singles, 2 RBIs, 2 runs in 10-7 A's loss to Boston
Sept 4	Harry Simpson, KC	Wash	4-5, four singles, RBI, run in 11-4 loss to Washington
Sept 5	Billy Klaus, Bos	Det	4-5, four singles, 2 runs, RBI in 10-4 win over Tigers
Sept 11	Jim Hegan, Cleve	Bos	4-5, second four-hit game of season w 2R HR, RBI 2b, two singles in 10-8 win

Notable individual batter performances - continued

<u>Date</u>	<u>Batter</u>	<u>Opp</u>	<u>Description</u>
Sept 11	Dave Pope, Balt	KC	4-4, 2R double, three singles, 2 runs BB in 7-5 win over A's
Sept 11	Nellie Fox, Chi	Wash	4-6, RBI triple, three singles in 10-5 win
Sept 11	Minnie Minoso, Chi	Wash	4-5, Joined Fox with four singles, RBI, 2 run in 10-5 win
Sept 12	Gus Triandos, Balt	KC	4-5, four singles, 2 RBIs, run in support of 7-0 shutout by Erv Palica
Sept 14	Harvey Kuenn, Det	KC	4-6, All-star SS had triple, double, two singles, 2 RBIs, 3 runs in 12-5 rout of A's
Sept 14	Johnny Groth, Wash	Bos	4-5, triple, three singles, 2 runs, intentional BB in 8-5, 10-inning loss to Red Sox
Sept 16	Al Smith, Cleve	Chi	4-6, two doubles, two singles, 2 RBIs in 9-5 win
Sept 20	Larry Doby, Cleve	KC	4-5, 5 RBIs, 2R HR, 3R double in 17-5 win
Sept 20	Billy Harrell, Cleve	KC	4-6, four singles for late-season call-up in lopsided win over KC
Sept 20	Hector Lopez, KC	Cleve	4-4, solo HR, double, 2 RBIs in 17-5 shellacking by Tribe
Sept 26	Chick King, Det	Cleve	4-5, four singles, 2 runs for late season call-up in 9-2 win on season's final day

Team batting notes

May 23-24: **Baltimore did not win two games in a row until May 23-24, but did it in memorable fashion**, shutting out the league-leading White Sox twice in two days. On May 23, the Orioles shut out 3-0 behind Don Johnson, who only allowed six hits. Orioles righthander Jim Wilson followed the next day with a 2-0, four-hitter as the Orioles took a three-game series by two games to one.

Baltimore totaled 10 BB against Chicago's Jack Harshman...and lost. Chicago lefty only allowed three hits and struck out seven as

July 1-4: **Kansas City swept Washington for four straight wins to start July, scoring in double figures in all four victories.**

KC scored eight runs in the fourth inning of Game One enroute to an 18-4 pasting of the Senators. In the second game, Enos Slaughter (5-5, four runs) and Joey DeMaestri (4-5, 2 RBIs) led the way as the A's totaled 21 hits in a 12-8 win. The Senators jumped out to a 6-0 in Game Three, only to see the A's score nine runs in the middle three innings and go on to win 10-6. In the finale, The Athletics jumped out to an nine run lead after four innings, winning 11-3. **During the series, the A's outscored the Senators 51-21 and hit .337** with Jim Finigan (8-17, .471, 4 BB, 7 runs) and Elmer Valo (7-16, .438, 7 RBIs, 5 BB) enjoying a particularly productive series.

July 13-16: Boston split a four-game series with Kansas City, even though the **Red Sox hit a collective .366 during the series.**

Aug 18-21: **Chicago** took three of four from Baltimore behind an offensive barrage, **hitting .37 (61-165) for the series** while outscoring the Orioles 39-17.

Left on base

<u>Date</u>	<u>Team</u>	<u>Opp</u>	<u>LOB</u>	<u>Result</u>
Apr 12	Det	KC	14	Tigers pounded out 11 hits, piled up 7 BB, but barely won 4-3
Apr 12	Cleve	Ch1	13	Indians recorded 14 hits, but had trouble scoring, losing to Chicago 8-5
Apr 23	Balt	NY	11	Orioles had 14 hits, all singles, but no one drove in runners in 6-5, 11-inning loss
Apr 24	Det	KC	15	Detroit squandered numerous opportunities in 8-7, 11-inning loss
Apr 27	Wash	NY	14	Piled up 18 hits in 10-7 loss to NY
May 5	Det	Wash	13 (10)	Tigers won on Tuttle RBI in 10 th scoring ghost runner; blew numerous opportunities
May 8	Det	Bos	16	Tigers had 18 hits, 7 BB, HBP, but left 16 on base in 12-8, 13-inning loss to Red Sox
May 8	Balt	Chi	11	Orioles totaled 10 BB , but only three hits in 6-1 loss to Jack Harshman three-hitter
May 13	Wash	Chi	13	Senators accumulated 17 hits, 2 BB, but lost decisively to Chicago 9-4
May 13	Chi	Wash	13	Chicago had 16 hits, 4BB, but pulled away late for 9-4 win over Washington
May 13	Balt	KC	14	Orioles won handily 8-3 behind 19-hit attack plus five BB
May 14	KC	Balt	11	A's rebounded from loss in previous game as Vic Power singled home winner in 9 th
May 20	Det	Wash	14	Tigers racked up 15 hits, 7 BB, HBP while rolling over Wash 9-2 behind Ned Garver
May 21	Bos	KC	12	Red Sox blew scoring opportunities; had 8 hits, 8 BB but lost 5-3 to A's Art Ditmar
May 25	Bos	Cleve	11	Boston had nine hits, 7 BB off Bob Lemon, but lost anyway by 5-3 score
May 26	Balt	KC	13	A's won 6-4, totaling 18 hits; Orioles left 10 on base in loss
June 25	Bos	Chi	13	Boston piled up 22 hits, 2 BB in 12-3 win over White Sox
June 28	Bos	KC	12	Red Sox generated 15 hits, 7 BB, HBP in 15-3 win over Kansas City
July 6	KC	Balt	11	A's stranded eleven baserunners; 15 hits, fourteen of them singles in 7-4 loss to Orioles
July 11	Det	Balt	12	Tigers left 12 on base in 13-10 loss to Orioles
July 11	Balt	Det	11	In same game, Orioles left 11 runners on base as they beat Detroit 13-10
July 13	Det	Wash	14	Tigers thumped Senators 9-2 with 16-hit attack
July 16	Det	Wash	12	Blew out Washington 15-4 behind 21 hits, 2 HR, 2 triples, 2 doubles
July 17	KC	Wash	11	A's racked up 18 hits to win 9-5 over Senators, who had 17 hits, also left 11 on base
July 19	Wash	KC	13	Senators had 14 hits, but could do nothing with them, stranding 13 baserunners
Aug 4	Balt	Wash	12	Orioles won 5-2, climbed into seventh place with win over Senators
Aug 6	Balt	Bos	11	Orioles couldn't match Boston's 17 runs, 20 hits in 17-3 loss
Aug 6	Chi	Det	11	ChiSox couldn't get key hits in 3-2, 10-inning loss for White Sox lefty Billy Pierce

Left on base, continued

<u>Date</u>	<u>Team</u>	<u>Opp</u>	<u>LOB</u>	<u>Result</u>
Aug 16	Balt	Cleve	11	Orioles roughed up Early Wynn, Sal Maglie, left 11 on base in 7-6 win
Aug 17	Det	Wash	12	Detroit had 14 singles and 3 BB, but couldn't get XB hit, losing to Washington 6-5
Aug 21	Det	Bos	11	Both teams left 11 aboard as Det scored 7 runs early and held on for a 9-6 win
Sept 7	Bos	Det	11	Red Sox had 14 baserunners Frank Lary, who walked 11, but lost 3-2
Sept 10	Wash	Chi	12	Knocked out 10 singles, drew 4 BB, but left 12 on base in 7-0 White Sox win

Individual batting notes

Chicago's **Bob Nieman** hit into **three double plays** in a 7-3 loss to Detroit on April 27. Cleveland's **Vic Wertz** duplicated the feat, hitting into three DPs on Sept 4, but Cleveland beat the Orioles 5-4.



Ferris Fain, with Detroit early in the season, **hit into two triple plays in three games**, one on May 19 and the other on May 21.

Detroit 1b Ferris Fain hit into two triple plays in three games in an early season series at Washington. On May 19, Fain lined into a triple play triggered by Senators 2b Pete Runnels in a 7-4 loss to the Senators. Two days later, Fain hit a liner to Senators 1b Mickey Vernon, who proceeded to finish the triple play as Washington won 7-4.

Washington LF **Roy Sievers went on a three-game tear in late May, hitting five home runs in three games**. On May 23, against Kansas City, Sievers hit a solo HR Alex Kellner in a 5-2 Senators loss. The next day, Sievers hit a pair of two-run HRs, one off A's lefty Bobby Shantz, the other off reliever Art Ceccarelli. Then, with Chicago arriving for a three-game series on May 25, Sievers hit another pair of two-run HR, this time off southpaw Jack Harshman, but the White Sox won 8-7 in ten innings.

Boston C Sammy White and DH Ted Williams combined for 14 RBIs between them on May 26 as the Red Sox rolled over Cleveland 16-8. White went 4-5, hitting a two-run HR and solo HR off Mike Garcia, hitting a 3R triple off Art Houtteman and wrapping up the day with a 2R double off Bill Wight, totalling **nine RBIs on the day**. Williams hit a 3R HR and

somehow legged out a two-run triple to **drive in five runs**.

Little-used Baltimore OF **Gil Coan** showed some muscle as May wound down. On May 27, Coan powered the Orioles to a 12-4 triumph over Kansas City, going 3-4 with a three-run HR and **drove in six runs**. Three games later, Coan **hit a solo HR in off New York's Whitey Ford in the top of the ninth** to lift the Orioles to a 4-3 win in Yankee Stadium.

June 5-8: Chicago 1b Walt Dropo drove nine runs to lead Chicago to three wins in four games against Detroit, highlighted by a six-RBI performance on June 7 in an 8-4 White Sox win. In the same series, Tigers RF **Al Kaline was 9-17, .529** with a home run, three RBIs and two BB, but it all was for naught as the ChiSox took three games.

June 10-12: Yankee C **Yogi Berra** heated up as NY took three of four from Baltimore. **Berra was 9-7, .529** in the four games with **seven RBIs and a HR**. Light-hitting SS **Billy Hunter** was **7-11, .636** with five RBIs and home run in the same series.

June 10-12: Boston CF **Jimmy Piersall**, batting ninth, went **8-14, .571** with a pair of home runs in the first game and, in the other three games, added a double, and four more runs scored as the Red Sox ran over Washington to win three of four games.

June 11-15: Kansas City infielder **Hector Lopez homered in four consecutive games** as the Athletics went 2-2. On June 11, in a 3-2 loss to Detroit, Lopez hit a solo homer off Tigers lefty Billy Hoef. The next day, Lopez hit another solo HR, this time against Frank Lary as the A's won 7-4. He made it three games in a row with a solo homer off Steve Gromek on June 14, but Detroit won 4-3. The next day, Lopez stretched his streak to four games with a two-run shot off Bob Lemon, but the A's pitching gave up 17 hits while losing 12-8.

June 23-26: Washington 2b **Pete Runnels** led seventh-place Senators to a split in their four-game series at Cleveland, going **11-17, .647 with six doubles, six RBIs, and two runs**.

July 1-4: White Sox 2b **Nellie Fox** got the month off to a roaring start to lead Chicago to three of four wins in their series at home against Baltimore. Fox was **10-20, .500 with a game-winning two-run HR in the first game**, won by Chicago 6-4 in 11 innings. For the series, Fox scored six runs and had 4 RBIs. Fox heated up again **July 17-20, going 11-22, .500** as the White Sox took three of four from Kansas City, including a 21-0 blowout, with Fox driving in three runs in the lopsided game.



Cleveland OF **Al Smith** homered in six of seven games July 10-16.

July 2-16: For a two-week span in July, **Al Smith** was the hottest hitter in the AL, reeling off a **15-game hitting streak** that was punctuated by an incredible seven-game stretch from July 9-15 that saw Smith hit **six home runs in seven games**.

During a Washington in a four-game series July 9-12, **Smith homered in three consecutive games** to lead the Indians to three straight wins over Washington. After homering off Ted Abernathy in a 9-4 win on July 9, Smith hit his 10th HR of the season the next day off veteran Senators lefty Johnny Schmitz in a 4-2 Cleveland win. Smith made it three games in a row with a HR on July 11 with a three-run shot off Pedro Ramos in a runaway 10-3 win over the Senators. Smith finished the series a single as Early Wynn outdueled Washington's Spec Shea 1-0 on July 12,

Cleveland then headed to Baltimore, where Smith picked up right where he left off against the Senators **once again homering in three consecutive games**, but the

Indians dropped two of the three games in which he homered. On July 13, Smith hit his 12th HR of the season off Jim McDonald as Art Houtteman blanked Baltimore 2-0. The next day, he slammed a leadoff HR off Ray Moore, but Cleveland lost to the Orioles 8-7 when Baltimore C **Hal Smith** hit a walkoff two-run single in the ninth. On July 15, Smith hit a leadoff HR for the second straight game but once again, the Indians dropped a one-run decision to the lowly O's by a 7-6 score.

During his 15-game streak, Smith hit .379 with six home runs, 13 RBIs, 12 runs, and nine BB.


July 10-23: Detroit C **Frank House**, who hit only .212 for the season, hit like an All-Star during eight appearances in 12-games spanning from July 10-23. House was **15-32, .469 over the eight games with four home runs and 15 RBIs**, but the Tigers failed to capitalize on House's hot bat, going only 4-4 in the eight games he appeared over the 13-day period.

July 14-15: Orioles 1b-C **Gus Triandos** had only three home runs through July 13. On July 14, Triandos hit a **grand slam HR** off Cleveland's **Herb Score**, a key hit as the Orioles went on to score two runs in the bottom of the ninth to win 8-7 and end a 12-game Cleveland win streak. Triando **followed the next day with a pair of two-run home runs (#5-6)** off **Mike Garcia** as the Orioles came from behind to beat Cleveland 7-6.



KC SS **Joey DeMaestri** was called out for using an illegal bat in a win over the Senators..

Zany play, July 17: In the sixth inning of a 9-5 win over Washington, SS **Joey DeMaestri** of Kansas City came to the plate with two outs and men on second and third and tripled home two runs...*but not so fast, my friend!* **It turned out that DeMaestri used an illegal bat.** The use of the illegal bat meant that DeMaestri was declared out for using the illegal bat, negating the scores by the men on base, ending the inning. (See *Rare Play Board, runners first and third, 29, fielding three-team*)



July 17-20: KC OF **Elmer Valo**, moving into contention for the AL batting leadership, went 9-17, .524 against Washington as the A's split with the Senators.

July 19-29: MVP **Mickey Mantle hit eight HR in 11 games** as the Yankees won nine of 12 games in an effort to try and run down the front-running White Sox.

Aug 5-8: Two of the AL's best hitters in the replay, KC OF **Elmer Valo** and Cleveland's **Al Smith**, both had outstanding series as their respective teams faced off. **Valo hammered Cleveland's pitching, going 9-17, .529** with a double, HR, 4 runs and 5 RBIs. **Al Smith was a shade better at 9-16, .563**, scoring 7 runs, with a pair of doubles and 2 RBIs. Cleveland won three of four in the series.

Aug 14-17: **Ted Williams** stood out in a Boston four-game series against Kansas City. Williams was **7-15, .467 with a pair of home runs, 7 RBIs**, 5 BB, and was hit by a pitch as the Red Sox split with the Athletics.

Aug 14-17: With the Yankees in a critical series at Chicago, **Gil McDougald was 9-17, .529** with 3 doubles and 3 RBIs. The Yankees could manage only a split as they tried to catch the league leading White Sox.

Aug 17-21: Versatile utilityman **Bob Kennedy drove in 11 runs in two games** as the White Sox rolled over Baltimore, taking three of four in the series. On Aug 19 Kennedy **drove in five runs** with a 3R HR off Don Johnson and, earlier, a 2R double off Erv Palica in a 12-5 rout of the O's. Two days later, Kennedy **hit a grand slam** off Jim Wilson and followed up with a 2R single off Harry Dorish for six RBIs in a 17-6 win. In the same series, **Minnie Minoso went 12-18, .667** with five runs and nine RBIs and **Walt Dropo was 10-17, .585** with a 3R HR and six RBIs.



Zany play. Aug 25. In the bottom of the fifth, in the midst of a Kansas City rally against Baltimore and men on first and third, A's 1b Vic Power hit what was a three-run homer. The ball, however, bounced back onto the field of play and Joe Astroth, the runner on first, believing the ball might have been caught, ran back to first base. **Power, meanwhile, passed Astroth, rendering Power out.** The runner on third scored and Astroth, by virtue of already being on base, also scored. The Orioles went on to win the game 8-5. *(See Rare Play Board, runners first and third, 27, fielding three-team)*

Sept 1-4: White Sox LF **Minnie Minoso was 8-16, .500 with five RBIs** as the White Sox split a critical four-game series at Yankee Stadium to stay well in front of New York.

Sept 3: Boston 3b **Grady Hatton walked five times** in a 13-2 Red Sox in over Kansas City. Hatton scored twice.

Sept 5-8: Athletics 1b **Vic Power was 9-18, .500** with four doubles and four RBIs as KC split with Washington in a battle of second division teams.

Sept 9-12: Orioles OF **Dave Pope** and 1b **Bob Hale** both each had an outstanding series as the Orioles cemented their seventh place position with a four-game sweep over the Athletics. Pope was 10-17, .588 with six RBIs while Hale was 8-16, .500 with four RBIs and his third HR of the season. The Orioles outscored the A's 26-12 in the series.

Sept 9-12: Detroit 3b **Ray Boone had 10 RBIs in three games** as the Tigers split their final series of the year with the Yankees. Boone had five RBIs on Sept 10 in a 7-2 win followed by two more RBIs the next day in a 9-5 Tiger victory. In the series finale, Boone was 4-4 with a pair of home runs and three more RBIs. Earlier, on Aug 25, Boone drove in five runs against NY in a 9-1 win by Ned Garver.

Sept 9-12: Chicago CF **Jim Busby** and LF **Minnie Minoso both had terrific series** against Washington as the White Sox inched closer to clinching the pennant. **Busby**, normally a light hitter, was **9-14, .643** with three doubles, a 3R HR, 3 BB and four runs score. **Minoso was even better, going 12-18, .667** with two doubles, a triple, seven runs scored, 4 RBIs, 3 BB, and a HBP.



C Hal Smith, Baltimore

Sept 14: Oriole 3b **Jim Pyburn hit three triples** in a 5-4 win over the Yankees. He scored off each of the triples and drove in one run with his first three-bagger.

Sept 19: One of the unlikeliest players to steal a base, Baltimore C **Hal Smith was the only baserunner to steal home in the replay.** With Baltimore ahead of Boston 3-2 in the top of the eighth, Smith and Dave Pope singled to start the inning and moved to second and third after a sac by Jim Pyburn. The next batter, Fred Marsh, tried a squeeze bunt in an effort to bring home an insurance run...but missed the ball. Smith, on the move with the squeeze play on, slid under the tag of Boston C Sammy White to score and steal his only base of the season.

Hitting streaks

AL batters totaled 50 hitting streaks of ten or more games in the 1955 replay, far more than the numerous Deadball Era replays I had conducted earlier.

The reasons? More power, considerably fewer highly rated starters and a wealth of lower-rated second tier pitchers and only a handful of highly rated relievers.

The two most impressive of the hitting streaks were registered by Yankees 3b **Andy Carey** and KC DH-LF **Gus Zernial**.

Carey got the season off to a marvelous start, hitting .404 from Opening Day on Apr 11 through May 7, hitting while **driving in 25 runs in 21 games**. **Zernial** hit in 13 straight games Apr 26-May nine while hitting seven home runs and driving in 15 runs.

Carey and teammate Yogi Berra tied for the longest hitting streak. Both hit safely in 21 straight games over the same day period from Opening Day through May 6/7.

Detroit's Harvey Kuenn registered four different hitting streaks of ten or more games, the longest a 13-game streak.

Old-timer **Enos Slaughter**, finding new life with Kansas City, hit .500 in a 15-game streak from July 10-15 with an OBP of .574. Chicago's All-Star 1b **Walt Dropo** hit five HRs and drove in 15 runs in a 17-game streak from July 10-27.

Dates	Player, Team	Streak	Avg	OBP	AB	R	H	2b	3b	HR	RBI	BB	K	SB-CS	Sac	SF	HBP	DP
Apr 11-May 6	Yogi Berra, NY	21	.381	.466	84	18	32	0	0	2	18	5	6	0-0	0	3	1	2
Apr 11-May 7	Andy Carey, NY	21	.404	.452	94	22	38	4	3	3	25	9	5	0-2	0	1	0	4
July 10-27	Walt Dropo, Chi	17	.465	.506	71	13	33	5	1	5	15	4	7	0-0	0	0	2	1
May 30-June 17	Billy Klaus, Bos	17	.389	.444	72	13	28	6	1	1	13	8	2	0-0	0	0	0	0
Aug 23-Sept 8	Hank Bauer, NY	16	.382	.434	68	12	26	2	0	2	8	7	5	0-0	0	0	0	1
July 1-18	Enos Slaughter, KC	15	.500	.574	58	15	29	2	1	0	10	9	0	0-2	0	0	1	3
Aug 5-20	Al Smith, Cleve	15	.433	.545	60	17	26	5	0	4	10	15	8	0-1	0	1	1	0
July 28-Aug 14	Vic Wertz, Cleve	15	.410	.448	61	13	25	1	0	2	12	5	6	0-0	0	1	0	2
Apr 17-May 2	Hank Bauer, NY	15	.391	.506	67	17	25	4	1	1	6	15	2	1-0	0	0	0	0
July 10-Aug 1	Elmer Valo, KC	15	.393	.479	61	13	24	3	0	2	8	9	2	1-0	0	0	2	0
July 2-16	Al Smith, Cleve	15	.379	.453	66	12	25	3	0	6	13	9	6	1-0	0	0	0	0
May 6-21	Mickey Mantle, NY	14	.440	.541	50	18	22	4	2	5	14	11	6	1-0	0	0	0	2
Apr 12-25	Minnie Minoso, Chi	14	.422	.481	45	6	19	3	2	2	14	7	2	2-2	0	2	0	1
Apr 15-29	Roy Sievers, Wash	14	.404	.477	57	11	23	2	0	3	12	8	3	0-0	0	0	0	s
July 27-Aug 12	Dave Pope, Balt	14	.358	.393	53	9	19	1	2	2	10	2	7	0-0	0	0	1	1
Apr 27-May 10	Harvey Kuenn, Det	13	.426	.446	91	15	26	7	0	1	8	3	5	0-0	1	0	0	0
Apr 28-May 12	Bobby Avila, Cleve	13	.415	.483	53	10	22	4	0	2	10	6	3	0-0	1	0	0	0
Aug 3-16	Al Rosen, Cleve	13	.389	.452	54	12	21	2	1	3	16	9	3	0-0	0	1	2	0
Apr 11-25	Harvey Kuenn, Det	13	.355	.397	62	5	22	4	0	0	5	5	2	1-0	0	1	0	0
Aug 12-25	Joe DeMaestri, KC	13	.353	.370	51	6	18	3	1	0	9	2	3	0-0	0	1	0	3
Apr 26-May 9	Gus Zernial, KC	13	.346	.397	52	11	18	0	0	7	17	5	5	0-0	0	1	0	1
June 24-July 6	Jackie Jensen, Bos	13	.344	.369	61	15	21	3	2	3	16	3	5	0-0	0	1	0	1
May 18-31	Johnny Groth, Chi	13	.281	.328	57	9	16	2	1	0	4	4	3	0-0	0	0	0	1
Aug 2-17	Gil McDougald, NY	12	.489	.538	45	11	22	4	0	1	9	6	4	1-1	0	1	0	1
July 5-Aug 1	Harry Simpson, KC	12	.447	.460	47	7	21	2	0	0	4	2	5	0-0	0	1	0	0
Apr 11-24	Vic Power, KC	12	.434	.444	53	7	23	3	0	2	6	1	3	0-0	0	0	0	1
Aug 10-25	Tom Umphlett, Wash	12	.333	.373	48	6	16	6	0	0	7	3	2	1-0	0	0	0	1
Aug 18-Sept 2	Gus Zernial, KC	12	.319	.389	47	2	15	2	0	1	12	6	1	0-0	0	1	0	2
July 7-20	Bill Skowren, NY	12	.319	.353	47	8	15	2	0	1	10	2	7	0-0	0	1	2	0
Aug 15-26	Walt Dropo, Chi	11	.444	.528	45	6	20	1	0	3	13	4	5	0-0	0	0	0	0
May 27-Jun 11	George Kell, Chi	11	.463	.511	41	7	19	5	0	0	11	5	2	2-0	0	1	0	0
Aug 10-20	Ted Williams, Bos	11	.435	.519	46	13	20	6	1	4	14	7	1	0-0	0	0	1	0
Aug 19-Sept 1	Bob Hale, Balt	11	.405	.444	42	4	17	3	0	0	3	3	5	0-0	0	0	0	3
July 16-27	Joe DeMaestri, KC	11	.386	.417	44	9	17	2	0	1	4	3	2	0-0	0	1	0	2

Hitting streaks- contiued

Dates	Player, Team	Streak	Avg	OBP	AB	R	H	2b	3b	HR	RBI	BB	K	SB-CS	Sac	SF	HBP	DP
May 23-June 5	Jimmy Piersall, Bos	11	.382	.421	34	7	13	2	0	0	4	3	1	0-0	2	1	0	1
June 24-July 4	Sammy White, Bos	11	.367	.426	48	9	18	3	0	1	11	5	4	0-0	0	0	0	0
May 29-June 8	Vic Power, KC	11	.400	.417	45	5	18	3	1	0	7	2	4	0-2	0	1	0	0
Aug 13-Sept 1	Harvey Kuenn, Det	11	.400	.426	50	9	20	4	0	2	12	2	1	0-0	2	0	0	2
May13-26	Jim Rivera, Chi	10	.425	.467	40	10	17	0	0	1	4	4	4	3-4	0	1	0	0
Aug 12-21	Mickey Vernon, Wash	10	.413	.426	46	7	19	3	0	1	8	1	7	0-0	0	0	0	0
May 13-23	Al Kaline, Det	10	.405	.468	42	9	17	0	0	2	6	4	3	1-2	0	0	1	0
Apr 12-May 9	Dave Philley, Cleve	10	.405	.436	37	8	15	4	1	0	1	2	3	0-0	0	0	0	1
June 16-26	Ralph Kiner, Cleve	10	.389	.463	36	3	14	1	0	2	6	5	6	0-0	0	0	0	1
July 22-Aug 3	Joe Collins, NY	10	.389	.500	36	8	14	0	0	5	15	8	4	0-0	0	0	0	1
Aug 21-Sept 4	Jim Delsing, Det	10	.375	.432	40	7	15	1	1	1	7	3	4	0-0	0	0	1	1
Apr 18-May 12	Harry Agganis, Bos	10	.366	.409	41	8	15	7	0	2	7	3	6	0-0	0	0	0	3
Aug 1-11	Nellie Fox, Chi	10	.341	.356	44	6	15	2	0	1	3	1	0	2-1	0	0	0	0
Apr 11-23	Ralph Kiner, Cleve	10	.333	.395	39	8	13	3	1	3	7	4	3	0-0	0	0	0	0
Apr 11-27	Geo. Strickland, Cleve	10	.324	.390	37	5	12	0	0	0	4	3	5	0-0	0	0	1	0
July 10-20	Harvey Kuenn Det	10	.309	.333	55	7	17	4	1	0	9	2	3	0-0	1	0	0	2

Ferris Fain streak of 14 consecutive games with one or more bases on balls:

Dates	Player, Team	Streak	Avg	OBP	AB	R	H	2b	3b	HR	RBI	BB	K	SB-CS	Sac	SF	HBP	DP
Aug 2-17	Ferris Fain	14	.395	.652	38	15	15	3	0	0	8	28	0	0-0	0	0	0	2



In a batting streak of special note, **Ferris Fain**, while with Detroit, **drew one or more bases on balls in 11 consecutive games.**

Fain hit a robust .395 during the BB streak, but what was really impressive was his **on-base percentage of .652 during the streak.**

During Fain's streak, which ran from Apr 29-May 14, had a 12-2 record.

American League Pitching Highlights

Losing pitchers shown in italics

One hit games

<u>Date</u>	<u>Pitcher</u>	<u>Opp</u>	<u>Score</u>	<u>Description</u>
May 26	Billy Pierce, Chi	Wash	5-0	Single by Runnels in first, no hits after; struck out 11, one BB
May 29	Frank Sullivan, Bos	Wash	5-0	Third straight shutout for Sullivan; Bobby Kline single in fifth
June 27	Mike Garcia, Cleve	Balt	1-0	Double by Willie Miranda in sixth; tough win over luckless Erv Palica
July 4	Early Wynn, Cleve	NY	3-0	Irv Noren single in second; win gave Tribe three of four wins v NY

Two hit games

<u>Date</u>	<u>Pitcher</u>	<u>Opp</u>	<u>Score</u>	<u>Description</u>
Apr 15	Tommy Byrne, NY	Bos	16-1	HR by Ted Lepcio for only Boston score
Apr 27	Art Ditmar, KC	Cleve	4-2	Walked seven, but threw CG; one Cleve run was unearned
May 6	Bob Feller, Cleve	Balt	7-0	Aging veteran allowed only singles by Gus Triando, Willie Miranda
May 9	Art Ceccarelli, KC	<i>Wash</i>	<i>0-2 (14)</i>	<i>No decision</i> ; pitching 10 innings, gave up only two hits
May 20	Frank Sullivan, Bos	KC	9-0	Singles by Elmer Valo and Jim Finegan; fanned 8, walked 2
May 23	Frank Sullivan, Bos	Det	2-0	Second straight two-hit shutout win, beat Billy Hoeft
June 1	Billy Hoeft, Chi	KC	7-0	Allowed two singles, struck out 10 and did not walk a single batter
June 2	Early Wynn, Cleve	Det	5-1	Tuttle had RBI single, House singled; 5 Ks and 5 BB
June 5	Chuck Stobbs, Wash	NY	3-0	Scattered singles by Yogi Berra, Eddie Robinson; 3 Ks, 3 BB
June 16	Dick Donovan, Chi	Det	2-0	Gave up singles to Kuenn, Hatfield in sixth; 3 strikeouts, 2 BB
June 17	Whitey Ford, NY	Wash	11-3	Carried no-hitter into fifth inning; Groth hit 3R HR for Senators runs
June 17	Billy Hoeft, Det	Chi	11-1	Leadoff single by Chico Carrasquel, seventh inning 1b by Minoso
June 24	Jim Wilson, Balt	Det	4-1 (10)	CG 10-inning two-hitter; only Tigers hits by Al Kaline
June 26	Babe Birrer, Det	Balt	8-0	Birrer gave up two hits in the first and no hits over the final 8 innings
July 12	Early Wynn, Cleve	Wash	1-0	Singles by Carlos Paula, Pete Runnels; 11 th win in a row for Indians
July 19	Herb Score, Cleve	NY	4-1	Mantle homered for NY's lone run; 8 strikeouts, 2 BB, both to Mantle
Aug 5	Connie Johnson, Chi	Det	1-0	Great duel with Billy Hoeft; won on Bob Kennedy walk-off HR in 9 th
Aug 5	Sal Maglie, Cleve	KC	4-0	Debut with Cleveland a success; allowed only two singles, 4 Ks, 2 BB
Sept 19	Bob Lemon, Cleve	KC	3-0	Scattered singles by Tom Saffell, Elmer Valo, one strikeout, 2 BB

Three hit games

<u>Date</u>	<u>Pitcher</u>	<u>Opp</u>	<u>Score</u>	<u>Description</u>
Apr 20	Whitey Ford, NY	Wash	5-1	Only Senators run was unearned
Apr 26	Sandy Consuegra, Chi	Det	3-0	Gave up only three singles to blank Tigers
May 5	Jim Wilson, Balt	Cleve	11-1	Only Indians run came on HR by Bobby Avila
May 20	Frank Sullivan, Bos	Wash	5-0	Bobby Kline single in fifth; third straight shutout win
May 22	Mike Garcia, Cleve	NY	3-1	Elston Howard HR; Hunter and Berra with singles; beat Johnny Kucks
May 27	Feller, Narleski, Cleve	Bos	6-1	Combined three-hitter; Feller went 8.7 IP, Narleski recorded final out
May 28	Billy Hoeft, Det	KC	4-0	Gave up two hits to Pete Suder, 2b to Jim Finigan, 4 strikeouts, s 2 BB
June 8	Whitey Ford, NY	Wash	4-0	Allowed only three scattered singles
June 10	Bob Lemon, Cleve	Chi	4-1	Struck out nine, walked four; beat Virgil Trucks
June 12	Bob Turley, NY	Balt	10-0	Fanned nine, gave up three singles; sixth win in a row
June 12	Frank Sullivan, Bos	Wash	14-0	Second shutout win over Senators, gave up only two singles
July 2	Lemon, Mossi Cleve	Bos	3-0	Don Mossi pitched final inning in shutout win
July 10	Garver, Aber, Det	Balt	3-1	Aber went 7.7 IP, allowed 3 hits, Aber pitching final 1.3 for save
July 29	Billy Hoeft, Det	KC	2-5 (15)	Allowed only three hits in 12 innings, but did not figure in decision
Aug 3	Bob Turley, NY	Bos	7-1	Did not allow a hit after second inning
Aug 4	Willard Nixon, Bos	NY	10-0	Struck out five, walked only one
Aug 29	Bob Porterfield, Wash	Cleve	3-1	Cleveland's only run scored on a passed ball
Aug 30	Billy Pierce, Chi	Bos	5-2	Gave up five hits, four of them doubles, walked four, but still won
Sept 3	Early Wynn, Cleve	Balt	3-2	Edged Jim Wilson; fanned six, but walked eight batters
Sept 3	Paul Foytack, Det	Balt	3-0	First and only start of season, fanned 11
Sept 6	Billy Hoeft, Det	Bos	3-1	Faye Throneberry HR in 9 th spoiled shutout bid, fanned 10
Sept 7	Frank Lary, Det	Bos	3-2	Walked 11, but only allowed three hits to edge Red Sox 3-2
Sept 8	Art Ceccarelli, KC	Wash	4-1	Ceccarelli's best start of season to give A's split with Senators
Sept 9	Whitey Ford, NY	Cleve	4-2	Tough win, both runs came on Jim Hegan 2R triple
Sept 10	Frank Sullivan, Bos	Cleve	4-0	Flawless game, gave up only three singles, no BB
Sept 11	Early Wynn, Cleve	Bos	3-2 (10)	Hard-fought three-hit win in 10 innings; allowed only 3 singles
Sept 15	Virgil Trucks, Chi	Cleve	3-0	3 Ks, 2 BB; gave up 2b to Rose, singles by Strickland, Rudy Regalado
Sept 15	Wight, Dorish, Balt	NY	3-2	Combined three-hitter; Dorish pitched ninth, gave up HR to Joe Collins
Sept 23	Billy Pierce, Chi	KC	9-1	Only A's run came off Zernial's 42 nd home run, Littrell with 2 singles

Nine or more strikeouts in one game (*losing pitcher in red italics*)

<u>Date</u>	<u>Pitcher</u>	<u>Opp.</u>	<u>Score</u>	<u>K</u>	<u>Description</u>
Apr 12	Willard Nixon, Bos	Wash	8-2	10	Complete game seven-hit Opening day win
Apr 19	Tom Brewer, Bos	Balt	11-3	11	Gave up leadoff HR to Fred Marsh, but threw CG
Apr 24	Jack Harshman, Chi	Cleve	7-4	13	Effectively wild with 6 BB, gave up only 4 hits
Apr 28	<i>Bob Turley, NY</i>	<i>Bos</i>	<i>3-4</i>	<i>12</i>	Lost in top of ninth on Faye Throneberry RBI double
May 10	<i>Herb Score, Cleve</i>	<i>NY</i>	<i>3-4</i>	<i>9</i>	Walked eight, gave up 2R HR to Mantle, sixth straight loss
May 16	Bob Turley, NY	KC	6-5	10	Went eight innings; Jim Konstanty earned save
May 18	<i>Billy Hoeft, Det</i>	<i>Balt</i>	<i>2-3 (10)</i>	<i>11</i>	Tough loss; pitched into 10 th , runner scored on sac, SF
May 19	Alex Kellner, KC	Bos	13-1	9	Threw four-hitter, walked only one; Jensen HR
May 20	<i>Herb Score, Cleve</i>	<i>Balt</i>	<i>1-2</i>	<i>11</i>	Sixth straight loss; both runs unearned, allowed only 3 hits
May 26	Billy Pierce, Chi	Wash	5-0	11	Only allowed one hit
May 27	Bob Turley, NY	Det	5-4	11	Tough seven-hit win, 5 BB, gave up 2R HR to Delsing
June 1	Billy Pierce, Chi	KC	7-0	10	Gave up leadoff single to Vic Power, single by Joe Astroth
June 1	Saul Rogovin, Balt	Wash	7-2	9	Orioles scored five runs in final two innings to cement win
June 2	Camilo Pascual, Wash	Balt	0-4	9	Lost to Duane Pillette, who threw 8-hit shutout
June 3	Billy Hoeft, Det	Cleve	5-0	12	Seven-hitter, walked only one; second straight shutout
June 10	Bob Lemon, Cleve	Chi	4-1	9	Only allowed three hits, walked four to beat ChiSox
June 12	Bob Turley, NY	Balt	10-0	9	Threw three-hitter, walked only three
June 15	<i>Tom Brewer, Bos</i>	<i>Balt</i>	<i>2-3</i>	<i>9</i>	Tough CG loss to Duane Pillette
June 18	Bob Turley, NY	Bos	18-3	9	Cruised in six-hit blowout win; seventh consecutive win
June 24	<i>Bob Turley, NY</i>	<i>KC</i>	<i>0-4</i>	<i>9</i>	Lost on 2R HRs by Zernial, Lopez; third straight 9K game
June 30	Herb Score, Cleve	Balt	10-2	12	Allowed 8 hits, walked 4 for Indians fifth win in a row
July 3	Billy Pierce, Chi	Balt	6-3	13	Walked five, but Sox scored 3 runs late to win
July 8	Bob Turley, NY	Det	4-3	10	Four-hitter to beat Frank Lary; Delsing hit another HR
July 12	Frank Sullivan, Bos	Chi	2-0	9	Blanked league-leaders on seven hits
July 19	Billy Pierce, Chi	Balt	21-0	12	Cruised; 4 BB, three of four Orioles hits were singles
July 28	Herb Score, Cleve	Chi	5-2	10	Gave up 8 hits, seven of them singles, walked five, HB
Aug 1	<i>Ray Narleski, Cleve</i>	<i>Det</i>	<i>3-6 (10)</i>	<i>9</i>	<i>Struck out nine in only five innings</i> in tough 13-inning loss
Aug 4	Herb Score, Cleve	Det	9-3	9	Kept Tigers in check to give Tribe split in four-game series
Aug 14	Herb Score, Cleve	Balt	6-4	13	Settled after 3R first by Balt; walked 7, allowed five hits
Aug 18	Alex Kellner, KC	Wash	14-4	9	Went eight innings, gave up 11 hits in blowout win
Aug 29	Billy Hoeft, Det	Balt	5-2	11	Allowed only six hits, walked only two batters
Aug 30	Billy Pierce, Chi	Bos	5-2	10	Gave up five hits, all doubles
Sept 1	<i>Herb Score, Cleve</i>	<i>Balt</i>	<i>1-3</i>	<i>10</i>	Fanned 10 in 8 innings; second loss vs Eddie Lopat
Sept 3	Paul Foytack, Det	Balt	3-0	11	Only start of season, gave up 3 hits, walked only one batter
Sept 6	Billy Hoeft, Det	Bos	3-1	10	Threw three-hitter, Throneberry hit PH HR in ninth
Sept 9	Bob Turley, NY	Det	4-0	10	Fine start, four hits, walked five to win 17th game
Sept 14	Ted Abernathy, Wash	Bos	5-8 (10)	10	Fanned 10, walked seven, but <i>no decision</i> in 8-5 loss
Sept 23	Billy Pierce, Chi	KC	9-1	10	Threw three-hitter, gave up HR #40 to Gus Zernial
Sept 24	Herb Score, Cleve	Det	4-2	10	Walked only one batter; outpitched Frank Lary

Out of control - individual pitcher

<u>Date</u>	<u>Pitcher</u>	<u>Opp</u>	<u>BB</u>	<u>Notes</u>
Apr 30	Mickey McDermott	Balt	9	Handed Orioles their eighth straight loss, struck out five in 7-3 win
May 8	Jack Harshman, Chi	Balt	10	Wild, but only allowed three hits to win 6-1
May 25	Jack Harshman, Chi	Wash	9	ND; threw 7.3 innings before giving way in 11-inning White Sox win
Aug 12	Jim Wilson, Balt	Det	9	Walked nine in 6.3 inning in 7-3 loss to Detroit's Steve Gromek
Aug 14	Tommy Byrne, NY	Chi	9	Walked nine in 7.3 innings, gave up 4 runs in ND 11-inning loss to Chi
Sept 7	Frank Lary, Det	Bos	11	Lary handed out 11 free passes, but manage to win 3-2; Boston 11 LOB

Pitching Notes

On April 26, Chicago's captured a 3-0 win behind a rare start by **Sandy Consuegra**, who only allowed three hits. The White Sox generated only four hits off **Frank Lary**, but won by scoring *three unearned runs*.



P Mickey McDermott,
Washington

Detroit's Frank Lary threw three consecutive shutouts starting May 1 with a 11-0 whitewash of Baltimore, allowing only a pair of singles. On May 7, Lary shutout Washington on one hit, a Tommy Umphlett single in the first inning. He made it three shutouts in a row on May 13 when he won the first of five wins over New York by a 5-0 score, giving up only give hits. Lary extended his scoreless streak to 28 scoreless innings in his next start before Baltimore snapped the streak with three runs in the second inning of a 9-7 Detroit win.

Washington southpaw **Mickey McDermott** threw 11 scoreless innings, allowing only six hits, against Kansas City on May 9, but did not figure in the decision as the Senators scored a pair of runs in the 14th inning to win 2-0. The winning pitcher was **Camilo Pascual**, in relief, in what turned out to be Pascual's only win of the season, while going 1-16.

Hard luck **Billy Hoelt** recorded **two straight shutouts** early in the season. On May 28, Hoelt shut out Kansas City 4-0 on three hits and followed on June 3 with a 5-0 shutout over Cleveland.

Like Detroit's Frank Lary, Boston ace **Frank Sullivan also had three consecutive shutouts**. Sullivan blanked KC 7-0 on two hits on May 20. Three days later, Sullivan threw a second-straight two-hit shutout, beating Detroit. On May 29, he made it three shutouts in a row with a near no-hitter, shutting out the Senators 5-0, with Wash SS Bobby Kline generating the only Senators hit in the fifth inning. Sullivan's consecutive innings streak ended at 30.3 innings in his next start on June 3, when the Yankees Yogi Berra launched a two-run HR in the fourth inning, but Sullivan went on to record his fourth straight win 5-4.

Plunk! On June 12, Detroit's **Billy Hoelt hit three Kansas City batters**, but still prevailed in a 3-2 win in Tiger Stadium. Cleveland's **Herb Score hit four White Sox batters and walked eight** in a 4-2 loss to the Pale Hose on Sept 17.


Tiger righthander Steve **Gromek** threw **back-to-back shutouts** in August, blanking Baltimore 3-0 on five hits on Aug 12 and six days later shutting out Boston 2-0 on seven hits, outpitching Frank Sullivan.

Boston's **Tom Brewer walked eight batters** and reliever **Ellis Kinder walked three** as the **Red Sox totaled 11 BB** in a 12-0 battering by Cleveland on July 6.

Aug 11: Yankees **Don Larsen, thrust into a starting role with NY, recorded his third consecutive shutout**, blanking Kansas City on three hits. Earlier, Larsen shut out Baltimore 5-0 on 2 hits on July 29, in only his third start of the season, followed by a rain-shortened seven-inning 7-0 shutout win over Washington on Aug. 5.

Detroit's **Paul Foytack** made his only start of the season a memorable one, **shutting out Washington 3-0 on three hits**, recording **11 strikeouts** in his final appearance of the year on Sept 3.

Washington's **Chuck Stobbs started out 6-0 for the hapless Senators, including** shutout wins against the teams with the two best records in the league. Against pennant winner Chicago on May 12 and a 3-0, two-hit shutout over the Yankees on June 5. Alas, Stobbs lost four of his last five decisions, but still wound up with a winning 7-4 record for the last place Senators.



P Chuck Stobbs,
Washington

Winning streaks (decisions)	Streak	Dates
Herb Score, Cleve	10	June 30-Aug 28
Ned Garver, Det	9	Apr 11-June 13
Steve Gromek, Det	6	Apr 12-May 10
Chuck Stobbs, Wash	6	Apr 16-June 5
Herb Score, Cleve	6	Apr 23-May 20
Frank Lary, Det	6	Aug 23-Sept 18

Losing streaks (decisions)	Streak	Dates
Camilo Pascual, Wash	14	May 20-Sept 25
Erv Palica, Balt	7	Apr 13-May 31
Ray Narleski, Cleve	7	Apr 16-Aug

<i>Losing streaks (decisions)</i>	<i>Streak</i>	<i>Dates</i>
Cloyd Boyer, KC	6	Apr 28-June 28
Dean Stone, Was	6	May 27-July 1
Jim Wilson, Balt	6	July 12-Aug 12
Lou Kretlow, Balt	5	Apr 11-May 17
Arnie Portecarrero	5	Apr 15-June 15
Dean Stone, Wash	5	Apr 19-May 21
Art Ceccarelli	5	Apr 29-May 29
Duke Maas, Det	5	May 2-June 7
Alex Kellner, KC	5	May 28-June 23
Art Ceccarelli, KC	5	July 5-Sept 2
Bobby Shantz, KC	5	July 12-Aug 17
Dean Stone, Wash	5	Aug 4-Aug 24
Alex Kellner, KC	5	Aug 25-Sept 18



P **Dean Stone**, Washington led the AL with 19 losses, including two different five-game losing streaks and a six-game losing streak.

1955 American League individual pitching records against opponents

Chicago White Sox	NYY	Bos	Cleve	Det	KC	Balt	Wash	Total
Dick Donovan	6-0	2-0	1-0	4-1	0-0	4-1	4-1	21-2
Virgil Trucks	2-0	1-2	3-2	1-0	3-1	2-1	2-1	14-7
Jack Harshman	3-0	1-1	1-2	1-2	4-1	2-1	0-0	13-5
Billy Pierce	0-3	2-1	1-2	0-2	5-1	2-0	3-1	13-10
Sandy Consuegra	1-1	2-0	2-1	2-0	0-0	1-0	1-0	9-2
Mike Fornieles	0-2	1-2	1-0	1-0	2-1	1-1	1-0	7-6
Bob Keegan	0-1	1-0	1-0	1-0	0-2	2-0	0-1	5-4
Connie Johnson	0-1	0-2	2-0	2-0	0-0	0-2	1-2	5-7
Morrie Martin	0-1	2-0	0-1	0-0	1-0	0-1	0-0	3-3
Harry Byrd	0-1	0-1	0-1	0-2	0-0	1-1	2-0	3-6
Dixie Howell	0-0	1-0	1-0	0-0	1-1	0-0	1-0	4-1
Bob Chakales	0-0	0-0	0-0	1-0	0-0	0-0	0-0	1-0
Harry Dorish	0-0	0-0	0-0	0-0	0-1	0-0	1-0	1-1
Ted Gray	0-0	0-0	0-0	0-1	0-0	0-0	0-0	0-1
Team	12-10	13-9	14-8	13-9	16-6	15-7	16-6	99-55

No record: Al Papai

New York Yankees	Chi	Bos	Cleve	Det	KC	Balt	Wash	Total
Whitey Ford	1-2	3-1	4-1	0-3	6-0	3-1	5-0	21-8
Bob Turley	4-1	3-1	1-1	3-2	3-3	2-1	2-2	18-11
Tommy Byrne	0-2	1-4	1-1	3-1	1-0	3-0	2-0	11-8
Johnny Kucks	1-0	2-0	0-1	1-1	3-1	2-1	2-1	11-5
Don Larsen	2-2	0-1	2-0	0-0	3-0	1-1	2-0	10-4
Jim Konstanty	1-1	1-1	1-0	1-0	0-0	2-0	1-0	7-2
Eddie Lopat	0-0	2-1	1-1	1-1	1-1	0-1	0-0	5-5
Tom Sturdivant	0-0	0-0	1-1	0-1	0-0	1-0	1-0	3-2
Bob Grim	0-2	0-0	0-1	0-1	0-0	3-0	0-2	3-6
Bob Weisler	1-0	0-2	0-1	0-0	0-0	1-0	0-0	2-3
Tom Morgan	0-2	0-0	1-1	0-1	0-0	0-0	0-1	1-5
Rip Coleman	0-0	0-0	0-1	0-2	0-0	0-0	0-0	0-3
Team	10-12	11-11	12-10	9-13	17-5	17-5	16-6	92-62

No record: Ted Gray, Gerry Staley, Johnny Sain, Art Shallock

Boston Red Sox	Chi	NYY	Cleve	Det	KC	Balt	Wash	Total
Frank Sullivan	2-2	3-2	2-2	2-3	4-0	5-1	3-1	22-11
Willard Nixon	1-4	2-1	1-1	1-1	2-1	4-1	3-2	14-11
Tom Hurd	0-0	0-0	2-1	1-0	2-0	2-0	2-0	9-2
George Susce	1-1	1-1	2-2	3-1	0-1	1-1	1-0	9-7
Tom Brewer	1-1	2-2	1-2	1-2	0-2	2-1	2-1	9-11
Ike Delock	1-1	2-1	0-2	1-0	2-1	0-0	1-1	8-6
Ellis Kinder	0-3	1-0	0-0	2-1	0-0	1-0	3-0	7-4
Bill Henry	0-0	0-0	0-2	0-0	2-0	1-0	1-0	4-2
Frank Baumann	1-0	0-0	0-0	0-1	1-0	1-0	0-0	3-1
Leo Kiely	0-0	0-0	1-1	0-1	2-0	0-0	0-0	3-2
Russ Kemmerer	1-0	0-1	0-0	0-0	0-0	0-0	0-0	1-1
Mel Parnell	0-1	0-3	0-1	0-0	0-0	0-1	1-0	1-6
Team	7-15	12-10	10-12	10-12	14-8	14-8	13-9	80-74

No record: Dick Brodowski, Hal Brown

Cleveland Indians	Chi	NYY	Bos	Det	KC	Balt	Wash	Total
Early Wynn	1-1	3-3	3-2	3-1	5-1	3-2	2-1	20-11
Herb Score	2-5	2-0	3-2	2-3	2-0	2-2	2-2	15-14
Bob Lemon	2-2	2-1	0-2	0-2	2-1	4-0	4-0	14-8
Mike Garcia	0-3	2-1	2-1	0-1	2-3	3-1	1-0	10-10
Bob Feller	0-2	0-0	2-1	2-2	1-0	1-0	2-0	8-5
Don Mossi	2-1	1-2	0-0	2-0	0-0	1-0	0-1	6-4
Art Houtteman	0-0	1-0	1-1	0-0	0-1	1-0	2-1	5-3
Sal Maglie	0-0	0-0	1-0	0-0	1-0	1-0	0-0	3-0
Bill Wight	0-0	0-0	1-0	1-0	0-0	0-0	1-0	3-0
Ray Narleski	1-0	0-2	0-2	0-2	0-1	0-1	2-1	3-9
Ted Gray	0-0	0-0	0-0	0-0	1-0	0-0	0-0	1-0
Jose Santiago	0-0	0-0	0-0	0-0	0-1	0-0	0-0	0-1
Bud Daley	0-0	0-0	0-0	0-1	0-0	0-0	0-0	0-1
Team	8-14	10-12	14-8	10-12	14-8	16-6	16-6	88-66

No record: Hank Aguirre

Detroit Tigers	Chi	NYY	Bos	Cleve	KC	Balt	Wash	Total
Frank Lary	3-2	5-1	1-1	1-3	1-3	3-0	3-2	17-12
Ned Garver	0-2	3-2	1-3	1-1	4-2	3-0	4-0	16-10
Billy Hoefl	1-4	2-3	1-2	3-0	3-1	2-2	4-0	16-12
Steve Gromek	1-1	1-1	3-0	2-1	2-0	4-0	1-1	14-4
Al Aber	1-1	1-1	1-1	1-2	0-1	0-0	0-0	4-5
Jim Bunning	0-0	0-0	1-1	0-1	1-0	1-0	0-3	3-5
Duke Maas	2-3	0-0	0-2	0-1	0-0	1-2	0-2	3-10
Bud Black1-0	1-0	1-0	0-0	0-0	0-0	0-0	0-0	2-0
Babe Birrer	0-0	0-1	0-0	0-0	1-0	1-0	0-0	2-1
Paul Foytack	0-0	0-0	1-0	0-0	0-1	0-1	1-0	2-2
Leo Cristante	0-0	0-1	0-1	1-1	0-1	0-1	1-0	2-5
Bill Miller	0-0	0-0	0-0	1-0	0-1	0-0	0-0	1-1
George Zuverink	0-0	0-0	0-0	0-1	0-0	1-0	0-0	1-1
Team	9-13	13-9	10-12	12-10	12-10	16-6	14-8	86-68

No record: Joe Coleman, Ben Flowers

Kansas City Athletics	Chi	NYY	Bos	Cleve	Det	Balt	Wash	Total
Vic RasChi	2-1	1-1	1-2	2-1	2-0	0-0	3-0	11-5
Art Ditmar	0-2	1-2	1-1	2-1	1-2	3-1	2-1	10-10
Alex Kellner	1-2	0-4	1-1	0-3	1-3	1-2	4-1	8-16
Tom Gorman	1-1	0-1	0-0	1-0	1-0	3-0	0-1	6-3
Bill Harrington	0-0	0-1	2-0	0-1	1-0	1-0	0-0	4-2
Arnie Portecarrero	1-1	0-0	1-2	0-2	0-2	0-3	1-2	3-12
Art Ceccarelli	1-1	0-3	0-3	0-0	0-2	0-1	1-0	2-10
Johnny Sain	0-0	0-0	0-0	0-0	0-0	1-0	0-0	1-0
Glenn Cox	0-1	0-0	0-0	0-0	0-0	0-0	0-0	0-1
Walt Craddock	0-0	0-0	0-0	0-1	0-0	0-1	0-0	0-2
Mike Kume	0-1	0-1	0-1	0-0	0-1	0-0	0-0	0-4
Johnny Gray	0-1	0-0	0-0	0-2	0-0	0-1	0-0	0-4
Team	6-16	5-17	6-16	8-14	10-12	10-12	14-8	59-95

No record: Moe Burtshy, Lou Sleater, Bob Trice

Baltimore Orioles	Chi	NYN	Bos	Cleve	Det	KC	Wash	Total
Jim Wilson	2-2	1-2	0-6	2-3	1-4	1-0	2-1	9-18
Bill Wight	1-1	2-0	2-0	1-2	1-2	0-1	1-1	8-7
Ray Moore	1-1	0-2	0-2	0-1	0-1	3-1	2-0	6-8
Erv Palica	1-3	1-3	0-3	0-5	0-2	3-1	0-1	5-18
Eddie Lopat	1-0	0-0	0-1	1-0	0-0	1-0	1-0	4-1
Harry Byrd	0-2	1-1	1-1	0-0	2-0	0-0	0-0	4-4
Saul Rogovin	0-1	0-1	0-0	1-0	0-2	0-0	3-1	4-5
Duane Pilette	0-0	0-0	1-0	0-0	0-0	0-0	1-1	2-1
George Zuverink	0-1	0-0	0-0	0-0	0-2	1-0	1-0	2-3
Don Johnson	1-0	0-2	1-0	0-1	0-1	0-0	0-0	2-4
Art Shallock	0-1	0-1	0-0	0-0	0-0	1-2	1-1	2-5
Harry Dorish	0-1	0-0	0-2	0-0	1-1	0-1	1-1	2-6
Bob Kuzava	0-0	0-0	0-0	0-0	0-0	1-0	0-0	1-0
Joe Coleman	0-0	0-1	0-0	0-0	1-0	0-0	0-1	1-2
Hal Brown	0-0	0-1	0-0	1-0	0-0	0-2	0-0	1-3
Jim McDonald	0-1	0-1	0-0	0-3	0-0	1-2	0-0	1-7
Don Ferrarese	0-0	0-1	0-0	0-0	0-0	0-0	0-0	0-1
Bill Miller	0-0	0-0	0-1	0-1	0-0	0-0	0-0	0-2
Lou Kretlow	0-1	0-1	0-1	0-0	0-1	0-0	0-1	0-5
Team	7-15	5-17	5-17	6-16	6-16	12-10	13-9	54-100

No record: Bob Alexander Ted Gray, Tex Nelson

Washington Senators	Chi	NYN	Bos	Cleve	Det	KC	Balt	Total
Mickey McDermott	3-1	3-0	0-5	0-2	1-1	0-2	2-0	9-11
Johnny Schmitz	0-2	0-2	1-1	2-2	0-3	1-2	4-2	8-14
Chuck Stobbs	1-2	2-1	1-0	0-0	1-1	1-0	1-0	7-4
Bob Porterfield	0-2	0-3	0-3	2-1	2-2	1-0	2-2	7-13
Dean Stone	1-4	0-4	1-1	0-3	2-0	2-3	0-4	6-19
Ted Abernathy	1-0	0-0	1-0	0-2	0-4	1-2	1-3	4-11
Spec Shea	0-1	0-0	0-1	2-2	1-0	0-0	0-0	3-4
Webbo Clarke	0-0	0-0	0-1	0-0	0-0	1-0	0-1	1-2
Bob Chakales	0-1	1-1	0-0	0-1	0-0	0-1	0-0	1-4
Pedro Ramos	0-1	0-1	0-2	0-2	1-1	0-1	0-0	1-8
Camilo Pascual	0-2	1-4	0-1	0-1	0-2	1-3	0-3	1-16
Team	6-16	6-16	5-17	6-16	8-14	8-14	9-13	48-106

No record Harry Weaver

Pitchers with multiple teams

Pitcher	<u>Balt</u>	<u>Bos</u>	<u>NYN</u>	<u>Wash</u>	<u>Chi</u>	<u>Cleve</u>	<u>Det</u>	<u>KC</u>	<u>Total</u>
Hal Brown, Bos-Balt	0-0	0-0	0-1	0-0	0-0	1-0	0-0	0-2	1-3
Harry Byrd, Balt-Chi	1-1	1-2	1-2	2-0	0-2	0-1	2-2	0-0	7-10
Bob Chakales, Chi-Wash	0-0	0-0	1-1	0-0	0-01	0-1	0-0	0-1	2-4
Joe Coleman, Balt-Det	0-0	0-0	0-1	0-1	0-0	0-0	1-0	0-0	1-2
Harry Dorish, Chi-Balt	0-0	0-2	0-0	2-1	0-1	0-1	1-1	0-1	3-7
Ted Gray, 4 teams	0-0	0-0	0-0	0-0	0-0	0-0	0-1	1-0	1-1
Eddie Lopat, NYN-Balt	0-1	2-1	0-0	1-0	1-0	2-0	1-1	2-0	9-6
Johnny Sain, NYN-KC	1-0	0-0	0-0	0-0	0-0	0-0	0-0	0-0	1-0
Art Shallock, NYN-Balt	0-0	0-0	0-1	1-1	0-1	0-0	0-0	1-2	2-5
Bill Wight, Cleve-Balt	0-0	3-0	2-0	2-1	1-1	1-2	2-2	0-1	11-7
Geo. Zuverink, Det-Balt	1-0	0-0	0-0	-1-0	0-1	0-1	0-2	1-0	3-4

American League Fielding Notes

Triple plays

May 19 Batter: Ferris Fain, Detroit v Washington

The Tigers first three hitters, Harvey Kuenn, Bill Tuttle, and Al Kaline, singled to start the game against the Senators Mickey McDermott, with Harvey Kuenn scoring on Kaline's single, leaving Tuttle and second and Kaline at first with nobody out. With McDermott facing a big Tigers rally, Ferris Fain lined out to 2b Pete Runnels, who tagged Tuttle, who was off second base, and then threw to 1b Mickey Vernon, who retired Kaline, who was well off first base. Washington went on to win the game 7-4.

June 14 Batter: Ferris Fain, Detroit v Washington

In the top of the sixth, down 4-1, the Tigers got it going against Dean Stone. Harvey Kuenn singled to lead off and Bill Tuttle hit a fly toward RF Tommy Umphlett, who mishandled the fly ball for an error, moving Kuenn to second with Tuttle stopping at first base. Al Kaline then singled Kuenn home to cut the Senators lead to 4-2. Next up was Ferris Fain, who had hit into a triple play two days earlier.

Fain lined to 1b Mickey Vernon for the first out. Vernon touched first base to retire Kaline, who was off with the line drive, and then threw to SS Bobby Kline who nailed Tuttle at second base, for the Senators second triple play in three games. Washington went on to win 7-2.

July 7 Batter: Enos Slaughter, KC v Baltimore

Behind the Orioles 1-0 in the bottom of the fourth, Kansas City's Joe Astroth singled to lead off and Joe Demaestri got aboard via an error by Oriole SS Willie Miranda. The ubiquitous Enos Slaughter then hit a line drive to CF, where Dave Pope made the catch, then threw to Miranda to retire Astroth at second. Miranda then threw to Bob Hale at first, where he retired DeMaestri by tagging the bag for the triple play.

The A's made up for it in the next inning, scoring three runs and going on to win 3-1 behind Cloyd Boyer, with relief help from Tom Gorman and Johnny Sain, avoiding a four-game sweep by Baltimore.

July 21 Batter: Nellie Fox, Chicago

In the midst of a two-run rally in a 5-1 win against Washington, Nellie Fox put an end to the batting fun by lining into a triple play. Fox lined to Wash 1b Mickey Vernon, who tagged first base to retire Minnie Minoso, who was on first, and threw to SS Joe Valdivielso, who retired slow-running Sherm Lollar, who was off the bag at second base.

Aug 29 Batter: Mickey Vernon, Washington

This triple play was déjà vu for Senators 1b Mickey Vernon and Indians 1b Ferris Fain, who had all both been involved in two earlier triple plays when Fain was batting while with the Tigers. This time, Vernon was the victim.

Against Cleveland, Eddie Yost walked to lead off in the bottom of the first and C Ed Fitz Gerald was hit by Cleveland starter Art Houtteman. Eager to start a rally, Vernon hit a sharp line drive to Fain, who tagged the slow-moving Fitz Gerald and then threw to SS George Strickland, who stepped on second to retire Yost, who had been on the move with the line drive.

The triple play helped Washington's Bob Porterfield, who threw three-hitter to edge the Indians Art Houtteman 3-1.

Sept 16 Batter: Joe Altobelli, Cleveland

In Chicago, in the top of the eighth, down 5-4, Cleveland opened the inning vs reliever Morrie Martin with a walk by Gene Woodling, who moved to second on a single by Hoot Evers and then scored on an RBI single by Al Rosen, tying the game and advancing Evers to second. Joe Altobelli, injured most of the season, then hit a shot to CF that was caught by slick-fielding Jim Busby, who threw to SS Chico Carrasquel to get Evers at second with Carrasquel throwing to George Kell at first base to catch Rosen for the third out. Cleveland won the game 9-5, scoring four more runs in the ninth.

Team defensive notes

<u>Date</u>	<u>Team</u>	<u>Errors</u>	<u>Description</u>
Apr 13	Wash	5	3 errors by Runnels, dropped throw by Bruce Edwards, E by RF Umphletts in 9-4 loss to Red Sox
May 3	KC	5	2 errors by C Billy Shantz, E's by 1b Dick Kryhoski, 2b Pete Suder, 3b Jim Finigan, 11-6 loss to NY
July 5	NY	6	Low point of season for Yankees; lost two Detroit 10-0: Carey had 2 errors, four others had one each
July 19	Balt	5	Willie Miranda 2 miscues, sFred Marsh, Wayne Causey, C Hal Smith one error each as Chi won 21-0
Sept 1	NY	4	Four Yankee errors in the final two innings led to four unearned runs in critical 11-7 loss to Chi
Sept	NY	5	Errors led to seven unearned runs at Senators ran over Yankees 7-5

*Fielding notes-continued***Individual fielding highlights**

<u>Date</u>	<u>Player</u>	<u>Description</u>
May 18	Hank Bauer, NY	Threw out Jack Littrell and Vic Power, both at 3b, in 8-1 Yankees win over KC
June 5	Enos Slaughter, KC	Three out three baserunners, two in the ninth inning, in a 6-3 loss to Cleveland
July 1	Gene Stephens, Bos	Threw out Harvey Kuenn, Al Kaline in second inning in 9-8 Red Sox win over Detroit
July 29	Dave Philley, Balt	Threw out Billy Hunter and Hank Bauer on plays at third base in 5-0 loss to Yankees
Aug 3	Ted Williams, Bos	Orioles had two runners thrown out by Williams, whose arm was less than great
Aug 19	Enos Slaughter, KC	The old-timer nailed 2 baserunners for the second time of season in 5-1 win over Wash
Sept 2	Al Kaline, Det	Threw out Pete Runnels, Wash, at home and third base in 3-1, 10-inning win
Sept 6	Al Smith, Hoot Evers, Clv	Each threw out a baserunner in the 7th, but NY won in tense 6-5, 10-inning game


Individual fielding lowlights

<u>Date</u>	<u>Player</u>	<u>Description</u>
Apr 13	Pete Runnels, Wash	Made three errors in 9-4 loss to Boston
June 29	Ted Lepcio, Bos	Three errors at 3b, but Red Sox edged KC 7-6
July 21	Hal Smith, Bal	Two PB in sixth inning let in two runs as A's lost to Chi 9-4
Aug 20	Hector Lopez, KC	Booted three grounders as A's were beat up by Wash 10-1
Sept 6	Jim Hegan, Cleve	Passed ball in 10 th allowed ghost runner Rip Coleman to score in 6-5 loss to NY
Sept 11	Tom Hurd, Bos	Error scored Hal Naragon with winning run in 3-2, 10-inning loss to Cleveland



Aging veteran Enos Slaughter, 39, was dealt to Kansas City by the Yankees in the first week of the season. The oldster was a great surprise for the A's, hitting .315 with a .405 OBP, walking 45 times while strikeout out only 20 times. He scored 50 runs in 96 games.

He also stood out defensively, twice throwing two out two baserunners in one game from his position in RF



Senators 1b Mickey Vernon, who won two batting titles while with Washington, hit a solid .287 and drove in 87 runs, while committing only three errors in 142 games.

In the replay, Vernon participated in two triple plays for the Senators and on August 29 hit into a triple play against the Indians in a 3-1 Washington victory.

Injury and Ejections Summary

<u>Dates</u>	<u>Player, Team</u>	<u>Games Missed</u>	<u>Description</u>
Apr 17	Jim Rivera, Chi	1	hit by pitch, Bob Trice, KC
May 5	George Kell, Chi	6	Collision with C Sherm Lollar chasing foul ball
May 10	Gil McDougald, NYY	1	Collision with C Charlie Silvera chasing foul ball
May 13	Enos Slaughter, KC	5	Collision with OF Bill Wilson chasing triple by Chuck Diering, Balt
May 13	Bill Wilson, KC	10	Collision with OF Enos Slaughter chasing triple by Chuck Diering, Balt
May 22	Enos Slaughter, KC	2	hit by pitch, Mickey McDermott, Wash
June 2	Carlos Paula, Wash	8	Ran into RF wall chasing double by Eddie Waitkus, Balt
June 2	Jim Rivera, Chi	4	Ran into RF wall chasing double by Jim Finegan, KC
June 4	Harvey Kuenn, Det	3	Collision with LF Jim Delsing chasing double by Al Rosen Cleve
June 4	Jim Delsing, Det	13	Collision with SS Harvey Kuenn chasing double by Al Rosen Cleve
June 10	Vic Wertz, Cleve	14	Collision with C Jim Hegan chasing foul ball by Chicago Carrasquel, Chi
June 10	Jim Hegan, Cleve	9	Collision with C Jim Hegan chasing foul ball by Chicago Carrasquel, Chi
June 16	Grady Hatton, Bos	15	Struck by line drive hit by Gus Triandos, Balt
June 18	Enos Slaughter, KC	6	hit by pitch, Billy Pierce, Chi
June 28	Fred Hatfield, Det	5	Collision with RF Al Kaline chasing double by Clint Courtney, Wash
June 28	Carlos Paula, Was	12	hit by pitch, Frank Lary, Det
July 11	Hal Smith, Balt	1	Collision at home trying to tag Bubba PChillips, Det
July 16	Fred Hatfield, Det	5	Collision with RF Al Kaline chasing single by Mickey Vernon Wash
July 16	Gil McDougald, NYY	3	Collision with C Yogi Berra chasing foul ball by Walt Dropo, Chi
July 19	Les Moss, Chi	20	hit by pitch, Erv Palica, Balt
July 22	Earl Torgeson, Det	1	hit by pitch, Johnny Kucks, NYY
July 22	Bobby Young, Cleve	17	Collision with RF Al Smith chasing single to RF by Billy Klaus, Bos
July 24	Billy Shantz, KC	14	hit by pitch, George Zuverink, Balt
July 26	Billy Goodman, Bos	2	Collision with RF Jackie Jensen chasing single by Roy Sievers, Wash
Aug 6	Sherm Lollar, Chi	2	Collision at home plate trying to tag Bill Tuttle, Det
Aug 10	Roy Sievers, Wash	2	Collision in LF with SS Jose Valdivielso chasing double by Geo. Strickland, Cleve
Aug 10	Jose Valdivielso, Wash	19	Collision with LF Roy Sievers chasing double by Geo. Strickland, Cleve
Aug 12	Jim Dyck, Balt	12	Collision in LF with SS Willie Miranda chasing double by Earl Torgeson, Det
Sept 6	Larry Doby, Cleve	8	Ran into CF fence making catch of fly ball by Bill Skowren, NYY
Sept 9	Harvey Kuenn, Det	1	Collision in LF with Jim Delsing chasing double by Bobby Richardson, NYY
Sept 9	Jim Delsing, Det	6	Collision in LF with SS Harvey Kuenn chasing double by Bobby Richardson, NYY

<u>Injury summary by team</u>	<u>Injuries</u>	<u>Games Missed</u>
Cleveland	4	48
Washington	4	41
Kansas City	5	37
Chicago	5	33
Detroit	7	31
Boston	2	17
Baltimore	2	13

Ejections

May 26	Yogi Berra, NYY	Argued strikeout ball, wChile batting
May 29	Jim Pyburn, Balt	Argued strikeout ball, wChile batting
July 2	Vic Power, KC	Argued strikeout ball, wChile batting
July 17	Irv Noren, NYY	Picked off at 1b by Early Wynn, Cleve, argued call
Sept 6	Nellie Fox, Chi	Picked off at 1b by Art Shallock, Balt, argued call

Sept 19, 1955

White Sox clinch 1955 AL replay pennant

White Sox top Detroit 10-6 in 10 innings to clinch 1955 American League pennant

The Chicago White Sox, on top of the standings in the American League by themselves since May 7, wrapped up the pennant race, but it was not easy going, requiring 10 innings before the White Sox could capture a 10-6 clincher over the Tigers.



George Kell's 3R HR in the 10th

The White Sox scored three off Tigers starter Bill Miller in the top of the fourth and a solo home run by Sherm Lollar in the sixth put Chicago in front 4-0. The Tigers battled back with three runs in the bottom of the sixth, off an RBI single by Bill Tuttle that knocked out White Sox starter Connie Johnson. Sandy Consuegra, on in relief, promptly gave up a two-run double to Jim Delsing to pull the Tigers to within one run at 4-3. In the seventh, Tigers RF Al Kaline homered off Consuegra to tie the game at four apiece.

The score remained deadlocked through regulation play, but the pennant-hungry White Sox posted six runs in the top of the 10th, scoring five unearned runs off reliever Al Aber, including a **three-run HR by George Kell**.

In the bottom of the 10th, call-up reliever Al Papai, on the mound with a four-run lead, gave up singles to Fred Hatfield and Earl Torgeson which scored ghost runner Chick King. Taking no chances, the White Sox turned to closer Dixie Howell to take over from Papai. Howell gave up a sac fl to Hatfield, but retired Ray Boone to nail down the win and the pennant.

The win gave the White Sox (96-52) a seven-game lead over second place New York (89-59) with six games left in the season.

Chicago	AB	R	H	RBI	Detroit	AB	R	H	RBI
Minoso lf	3	1	1	1	Kuenn ss	4	0	0	1
Fox 2b	4	2	0	0	Torgeson 1b	4	0	1	0
Kell 3b	5	2	2	3	Kaline	3	2	1	2
Rivera rf	5	0	1	1	Maxwell dh	5	0	2	0
Kennedy 3b	5	2	1	0	R Boone 3b	5	1	1	0
Lollar c	4	1	2	2	Tuttle cf	4	1	1	1
Dropo 1b	4	0	1	0	Delsing lf	3	0	2	2
Carrasquel ss	3	0	0	0	R Wilson c	4	0	0	0
a-Northey ph	0	0	0	0	a- King pr	0	1	0	0
b- Peterson ss	0	0	0	0	Hatfield	4	0	1	0
Busby cf	5	1	1	0	Total	36	6	9	6
Total	37	10	10	7					

Chicago 000 300 100 6 - 10
 Detroit 000 000 310 2 - 6

E - Kuenn.. LOB - Chicago 3, Detroit 6.. BB - Minoso 2, Northey (intentional); Torgeson, Kaline, Delsing. 2b - Dropo; Boone, Delsing. HR - Kell (10), Lollar (26). SB - Rivera. CS - Minoso. SF - Kuenn, Kaline. GIDP - Wilson. HBP - Fox (by Miller) PB- Wilson.

Chicago	IP	H	R	ER	HR	BB	SO
C. Johnson	6.3	3	3	3	0	3	5
Consuegra W 9-2	2.7	3	1	1	1	0	1
Papai	0.3	2	1	1	0	0	0
Howell	0.7	1	0	0	0	0	0

Detroit	IP	H	R	ER	HR	BB	SO
B Miller	7.0	5	4	3	1	1	2
Aber L 4-4	1.7	3	5	0	1	2	1
Cristante	0.3	1	0	0	0	0	0

IBB - Aber (Northey). HB- Miller (hit Fox)

Inside the 1955 AL Pennant Race

Replay Results

	<u>W-L</u>	<u>Pct</u>	<u>GB</u>
Chicago White Sox	99-55	.643	--
New York Yankees	92-62	.597	7
Boston Red Sox	90-64	.584	9
Cleveland Indians	88-66	.571	11
Detroit Tigers	86-68	.558	13
Kansas City Athletics	59-95	.442	40
Baltimore Orioles	54-100	.351	45
Washington Senators	48-106	.312	51

Real Life Results

	<u>W-L</u>	<u>Pct</u>	<u>GB</u>
New York Yankees	96-58	.623	--
Cleveland Indians	93-61	.595	3
Chicago White Sox	91-63	.591	5
Boston Red Sox	84-70	.545	12
Detroit Tigers	79-75	.513	17
Kansas City Athletics	63-91	.409	33
Baltimore Orioles	57-97	.370	39
Washington Senators	53-101	.334	43

1955 AL Pennant Race month by month

Standings thru April 30

<u>April</u>	<u>W-L</u>	<u>Pct</u>	<u>GB</u>
New York	13-5	.722	--
Chicago	13-5	.722	--
Boston	12-6	.667	1
Detroit	11-7	.611	2
Washington	8-10	.444	5
Kansas City	7-11	.389	5
Cleveland	5-13	.278	8
Baltimore	3-15	.167	10

Apr 30: The Yankees and White Sox led Boston by one game and Detroit by two games as the '55 season got underway. Cleveland gets off to a terrible 5-13 start and falls 8 games behind.

Standings thru May 31

<u>May monthly</u>	<u>W-L</u>	<u>Pct</u>	<u>GB</u>	<u>Cumulative</u>	<u>W-L</u>	<u>Pct</u>	<u>GB</u>
Chicago	20-8	.714	--	Chicago	33-13	.717	--
Detroit	18-10	.643	2	Detroit	29-17	.630	4
Cleveland	16-12	.571	4	Boston	26-20	.565	7
Boston	14-14	.500	6	New York	26-20	.565	7
New York	13-15	.464	7	Cleveland	21-25	.457	12
Kansas City	11-17	.393	9	Kansas City	18-28	.391	15
Baltimore	10-18	.357	10	Washington	18-28	.391	15
Washington	10-18	.357	10	Baltimore	13-33	.283	20

May 31: White Sox take command. Tigers move into second place with Boston and the Yankees tied for fourth, seven games behind. Cleveland makes up some of the deficit, but still a distant 12 games behind. Kansas City, Washington and Baltimore all fall well out of contention.

Standings thru June 30

<u>June monthly</u>	<u>W-L</u>	<u>Pct</u>	<u>GB</u>	<u>Cumulative</u>	<u>W-L</u>	<u>Pct</u>	<u>GB</u>
Boston	18-10	.643	--	Chicago	50-24	.676	--
Cleveland	18-10	.643	--	Boston	44-30	.595	6
Chicago	17-11	.607	1	Detroit	42-32	.568	8
New York	15-13	.563	5	New York	41-33	.554	9
Detroit	13-15	.464	3	Cleveland	39-35	.527	11
Kansas City	11-17	.393	7	Kansas City	29-45	.392	21
Baltimore	11-17	.393	7	Washington	28-46	.378	22
Washington	10-18	.35	8	Baltimore	23-51	.311	27

June 30: White Sox extend lead to six games. Boston has an 18-10 month and moves into second place. Detroit drops into third place, 11 games out, a game ahead of NY. Cleveland battles their way over .500 with an 18-10 month. The bottom three teams find themselves in a three-way battle to avoid the cellar.

Standings thru July 31

<u>July</u>	<u>W-L</u>	<u>Pct.</u>	<u>GB</u>	<u>Cumulative</u>	<u>W-L</u>	<u>Pct.</u>	<u>GB</u>
New York	18-10	.643	--	Chicago	66-36	.647	--
Boston	17-11	.607	1	Boston	61-41	.598	5
Cleveland	17-11	.607	1	New York	59-43	.278	7
Boston	16-12	.571	2	Cleveland	56-46	.549	10
Kansas City	15-13	.536	3	Detroit	53-49	.520	13
Detroit	11-17	.393	7	Kansas City	44-58	.431	22
Baltimore	11-17	.393	7	Washington	35-67	.343	31
Washington	7-21	.250	10	Baltimore	34-68	.333	32

July 31: No one is able to gain on Chicago, who holds a five-game edge over the Red Sox. NY moves into third place while Cleveland and Detroit battle to see who remains in the first division.

Standings thru August 31

<u>August</u>	<u>W-L</u>	<u>Pct.</u>	<u>GB</u>	<u>Cumulative</u>	<u>W-L</u>	<u>Pct.</u>	<u>GB</u>
Chicago	19-9	.679	--	Chicago	85-45	.654	--
Cleveland	19-9	.679	--	New York	77-53	.592	8
Detroit	19-9	.679	--	Boston	75-55	.576	10
New York	18-10	.643	1	Cleveland	75-55	.576	10
Boston	14-14	.500	5	Detroit	72-58	.554	13
Kansas City	9-19	.321	10	Kansas City	53-77	.408	32
Baltimore	8-20	.286	11	Baltimore	42-88	.323	43
Washington	6-22	.214	13	Washington	41-90	.315	44

Aug 31: White Sox stretch lead out to eight games as they near clinching pennant. NY stays just ahead of Boston and Cleveland and Detroit.

Standings thru September 26 (Final standings)

<u>September</u>	<u>W-L</u>	<u>Pct.</u>	<u>GB</u>	<u>Final</u>	<u>W-L</u>	<u>Pct.</u>	<u>GB</u>
New York	15-9	.625	--	Chicago	99-55	.643	--
Boston	15-9	.625	--	New York	92-62	.597	7
Chicago	14-10	.583	1	Boston	90-64	.584	9
Detroit	14-10	.583	1	Cleveland	88-66	.571	11
Cleveland	13-11	.542	2	Detroit	86-68	.558	13
Baltimore	12-12	.500	3	Kansas City	59-95	.383	40
Washington	7-17	.292	8	Baltimore	54-100	.351	45
Kansas City	6-18	.250	9	Washington	48-106	.312	51

Final standings:
White Sox run away with AL pennant by 12 games. NY finishes second and Boston and the Indians rounding out the first division. Detroit finishes with 86-68 records...in fifth place.

Team records Month by Month**Chicago White Sox**

<u>Month by month</u>	<u>W-L</u>	<u>Pct.</u>	<u>Cumulative</u>	<u>W-L</u>	<u>Pct.</u>	GB <u>Cumulative</u>
April	13-5	.722	April	13-5	.722	--
May	20-8	.714	May	33-13	.717	+ 4
June	17-11	.607	June	50-24	.674	+ 6
July	16-12	.571	July	66-36	.571	+ 5
August	19-9	.679	August	85-45	.654	+ 8
September	12-12	.500	September	99-55	.643	+7
Total	54-100	.351				

New York Yankees

<u>Month by month</u>	<u>W-L</u>	<u>Pct.</u>	<u>Cumulative</u>	<u>W-L</u>	<u>Pct.</u>	GB <u>Cumulative</u>
April	13-5	.722	April	13-5	.722	--
May	13-15	.464	May	26-20	.565	- 7
June	15-13	.536	June	41-33	.554	- 9
July	18-10	.643	July	59-43	.578	- 7
August	18-10	.643	August	77-53	.592	- 8
September	15-9	.625	September	92-62	.597	- 7
Total	92-62	.597				

Boston Red Sox

<u>Month by month</u>	<u>W-L</u>	<u>Pct.</u>	<u>Cumulative</u>	<u>W-L</u>	<u>Pct.</u>	GB <u>Cumulative</u>
April	12-6	.667	April	12-6	.667	- 1
May	14-14	.500	May	26-20	.565	- 7
June	18-10	.643	June	44-30	.595	- 6
July	17-11	.607	July	61-41	.598	- 5
August	14-14	.500	August	75-55	.592	- 8
September	15-9	.625	September	90-64	.584	- 9
Total	90-64	.584				

Cleveland Indians

<u>Month by month</u>	<u>W-L</u>	<u>Pct.</u>	<u>Cumulative</u>	<u>W-L</u>	<u>Pct.</u>	GB <u>Cumulative</u>
April	5-13	.278	April	5-13	.278	- 6
May	16-12	.571	May	21-25	.457	- 12
June	18-10	.643	June	39-35	.527	- 11
July	17-11	.607	July	56-46	.549	- 10
August	19-9	.679	August	75-55	.576	- 10
September	13-11	.542	September	88-66	.571	- 11
Total	88-66	.571				

Detroit Tigers

<u>Month by month</u>	<u>W-L</u>	<u>Pct.</u>	<u>Cumulative</u>	<u>AL-L</u>	<u>Pct.</u>	GB <u>Cumulative</u>
April	11-7	.611	April	11-7	.611	- 2
May	18-10	.643	May	29-17	.630	- 4
June	13-15	.464	June	42-32	.568	- 8
July	11-17	.393	July	53-49	.520	- 13
August	19-9	.679	August	72-58	.554	- 13
September	14-10	.583	September	86-68	.558	- 13
Total	86-68	.558				

*Team records Month by Month continued***Kansas City Athletics**

<u>Month by month</u>	<u>W-L</u>	<u>Pct.</u>	<u>Cumulative</u>	<u>W-L</u>	<u>Pct.</u>	<u>GB</u> <u>Cumulative</u>
April	7-11	.389	April	7-11	.389	- 6
May	11-17	.393	May	18-28	.391	- 15
June	11-17	.393	June	29-45	.392	- 21
July	15-13	.536	July	44-58	.431	- 22
August	9-19	.321	August	53-77	.408	- 32
September	6-18	.250	September	59-95	.383	- 40
Total	59-95	.383				

Baltimore Orioles

<u>Month by month</u>	<u>W-L</u>	<u>Pct.</u>	<u>Cumulative</u>	<u>W-L</u>	<u>Pct.</u>	<u>GB</u> <u>Cumulative</u>
April	3-15	.167	April	3-15	.167	- 10
May	10-18	.357	May	13-33	.283	- 20
June	10-18	.357	June	23-51	.311	- 27
July	11-17	.393	July	34-68	.333	- 32
August	8-20	.286	August	42-88	.323	- 43
September	12-12	.500	September	54-100	.351	- 45
Total	54-100	.351				

Washington Senators

<u>Month by month</u>	<u>AL-L</u>	<u>Pct.</u>	<u>Cumulative</u>	<u>AL-L</u>	<u>Pct.</u>	<u>Cumulative</u>
April	8-10	.444	April	8-10	.444	- 2
May	10-18	.357	May	18-28	.391	- 15
June	10-18	.357	June	28-46	.378	- 22
July	7-21	.250	July	35-67	.343	- 31
August	6-22	.214	August	41-89	.315	- 44
September	7-17	.292	September	48-106	.312	- 51
Total	48-106	.312				

Miscellaneous team statistics

Home	<u>W-L</u>	<u>Pct.</u>	Away	<u>W-L</u>	<u>Pct.</u>
Chicago	52-25	.675	Boston	48-29	.623
New York	51-26	.662	Chicago	47-30	.610
Cleveland	49-28	.636	Detroit	42-35	.571
Detroit	44-33	.571	New York	41-36	.532
Boston	42-35	.545	Cleveland	39-38	.506
Kansas City	32-45	.416	Kansas City	27-50	.351
Baltimore	29-48	.377	Washington	27-50	.351
Washington	21-56	.273	Baltimore	25-52	.325
Total	320-296	.519	Total	296-320	.481

Extra-inning games	<u>W-L</u>	<u>Pct.</u>	One-run games	<u>W-L</u>	<u>Pct.</u>
New York	4-2	.667	Chicago	32-16	.667
Chicago	9-5	.643	Kansas City	19-16	.543
Cleveland	6-4	.600	New York	20-17	.541
Baltimore	5-4	.556	Baltimore	19-17	.528
Kansas City	4-4	.500	Boston	15-17	.469
Boston	4-4	.500	Detroit	15-19	.441
Detroit	5-9	.357	Cleveland	22-29	.351
Washington	3-8	.273	Washington	13-24	.351
Total	40-40	.500	Total	155-155	.500

Shutout losses	<u>Lost</u>
Baltimore	16
Kansas City	14
New York	10
Washington	10
Detroit	9
Boston	6
Cleveland	6
Chicago	5
Total	76

10+ runs scored in one game	10+ runs allowed in one game	Date	Longest games Score	Innings
Boston 27	Washington 28	July 29	Kansas City 5, Detroit 2	15
Chicago 23	Kansas City 27	May 9	Washington 2, Kansas City 0	14
New York 21	Baltimore 20	May 8	Boston 12, Detroit 8	13
Detroit 18	Detroit 15	Aug 1	Detroit 6, Cleveland	13
Cleveland 17	Boston 14	Apr 13	New York 3, Baltimore 2	12
Kansas City 10	Cleveland 9			
Baltimore 8	New York 8			
Washington 8	Chicago 6			

April

	1		2		3		4	
<i>Date</i>	Balt		Bos		NYN		Wash	
Apr 11	at NYN	2-8	at Wash	7-1	Balt	8-2	Bos	1-7
Apr 12	at NYN	5-9	at Wash	8-2	Balt	9-5	Bos	2-8
Apr 13	at NYN	2-3 (12)	at Wash	9-4	Balt	3-2 (12)	Bos	4-9
Apr 14								
Apr 15	at Wash	10-9	NYN	1-16	at Bos	16-1	Balt	9-10
Apr 16	at Wash	6-8	NYN	2-3	at Bos	3-2	Balt	8-6
Apr 17	at Wash	4-2	NYN	4-10	at Bos	10-4	Balt	2-4
Apr 18	at Bos	2-5	Balt	5-2	Wash	8-11	at NYN	11-8
Apr 19	at Bos	3-11	Balt	11-3	Wash	4-0	at NYN	0-4
Apr 20	at Bos	4-9	Balt	9-4	Wash	5-1	at NYN	1-5
Apr 21								
Apr 22	NYN	4-3	Wash	3-4	at Balt	3-4	at Bos	4-3
Apr 23	NYN	5-6 (11)	Wash	13-7	at Balt	6-5 (11)	at Bos	7-13
Apr 24	NYN	6-10	Wash	1-14	at Balt	10-6	at Bos	14-1
Apr 25	Bos	2-7	at Balt	7-2	at Wash	11-2	NYN	2-11
Apr 26	Bos	5-8	at Balt	8-5	at Wash	11-13	NYN	13-11
Apr 27	Bos	7-11	at Balt	11-7	at Wash	10-7	NYN	7-10
Apr 28	Wash	5-7	at NYN	4-3	Bos	3-4	at Balt	7-5
Apr 29	Wash	1-2	at NYN	7-4	Bos	4-7	at Balt	2-1
Apr 30	Wash	3-7	at NYN	4-14	Bos	14-4	at Balt	7-3
Home		1-8		4-5		6-3		2-7
Away		2-7		8-1		7-2		6-3
April	2-3+E2	3-15	18	12-6	18	13-5	18	8-10

April

	5		6		7		8	
<i>Date</i>	Chicago		Cleve		Det		KC	
Apr 11	at Cleve	1-7	Chi	7-1	at KC	8-7	Det	7-8
Apr 12	at Cleve	8-5	Chi	5-8	at KC	4-3	Det	3-4
Apr 13	at Cleve	0-2	Chi	2-0	at KC	3-4	Det	4-3
Apr 14								
Apr 15	KC	5-0	Det	1-3	at Cleve	3-1	at Chi	0-5
Apr 16	KC	11-4	Det	10-13	at Cleve	13-10	at Chi	4-11
Apr 17	KC	9-3	Det	2-3	at Cleve	3-2	at Chi	3-9
Apr 18	Det	11-10	at KC	3-4	Chi	10-11	Cleve	4-3
Apr 19	Det	7-11	at KC	19-6	Chi	11-7	Cleve	6-19
Apr 20	Det	8-5	at KC	11-4	Chi	5-8	Cleve	4-11
Apr 21								
Apr 22	Cleve	5-4	at Chi	4-5	KC	4-6	at Det	6-4
Apr 23	Cleve	14-7	at Chi	7-14	KC	7-4	at Det	4-7
Apr 24	Cleve	7-4	at Chi	4-7	KC	7-8 (11)	at Det	8-7 (11)
Apr 25	at Det	6-5	KC	7-1	at Chi	5-6	at Cleve	1-7
Apr 26	at Det	3-0	KC	0-7	at Chi	0-3	at Cleve	7-0
Apr 27	at Det	3-7	KC	2-4	at Chi	7-3	at Cleve	4-2
Apr 28	at KC	10-2	at Det	3-4	Cleve	4-3	Chi	2-10
Apr 29	at KC	10-4	at Det	2-7	Cleve	7-2	Chi	4-10
Apr 30	at KC	4-5	at Det	0-9	Cleve	9-0	Chi	5-4
Home		8-1		3-6		5-4		3-6
Away		5-4		2-7		6-3		4-5
April	18	13-5	18	5-13	18	11-7	18	7-11

May

	1		2		3		4	
<i>Date</i>	Balt		Boston		NYN		Wash	
May 1	at Det	0-11	at Chi	8-1	at KC	13-3	at Clv	3-11
May 2	at Det	4-3	at Chi	5-6 (10)	at KC	4-5	at Clv	4-12
May 3	at Det	3-11	at Chi	3-4	at KC	11-6	at Clv	5-2
May 4								
May 5	at Clv	11-1	at KC	6-3	at Chi	4-5	at Det	3-4 (10)
May 6	at Clv	0-7	at KC	7-1	at Chi	15-3	at Det	1-8
May 7	at Clv	2-7	at KC	6-5	at Chi	0-4	at Det	0-7
May 8	at Chi	1-6	at Det	12-8 (13)	at Clv	5-6	at KC	3-4
May 9	at Chi	1-13	at Det	3-9	at Clv	4-9	at KC	2-0 (14)
May 10	at Chi	8-10	at Det	2-4	at Clv	4-3	at KC	6-3
May 11								
May 12	at KC	7-8	at Clv	3-8	at Det	1-8	at Chi	3-0
May 13	at KC	8-3	at Clv	7-6 (10)	at Det	0-5	at Chi	4-9
May 14	at KC	3-4	at Clv	2-1	at Det	4-8	at Chi	3-4
May 15								
May 16	Det	7-6 (10)	Chi	2-8	KC	6-5	Clv	3-2
May 17	Det	7-9	Chi	0-5	KC	4-2	Clv	4-5
May 18	Det	3-2 (10)	Chi	4-8	KC	8-1	Clv	4-3 (10)
May 19	Clv	5-7	KC	1-3	KC	3-2	Det	7-4
May 20	Clv	2-1	KC	7-0	Chi	3-5	Det	2-9
May 21	Clv	3-8	KC	3-5	Chi	5-2	Det	7-2
May 22	Chi	1-8	Det	4-5 (11)	Clv	1-3	KC	4-7
May 23	Chi	3-0	Det	2-0	Clv	4-9	KC	2-5
May 24	Chi	2-0	Det	10-1	Clv	2-7	KC	5-2
May 25	KC	1-7	Clv	3-5	Det	3-11	Chi	7-8 (11)
May 26	KC	4-6	Clv	16-8	Det	3-8	Chi	0-5
May 27	KC	12-4	Clv	1-6	Det	5-4	Chi	1-8
May 28	at NYN	3-7	at Wash	3-9	Balt	7-3	Bos	9-3
May 29	at NYN	1-4	at Wash	5-0	Balt	4-1	Bos	0-5
May 30	at NYN	4-3	at Wash	6-3	Balt	3-4	Bos	3-6
May 31	at NYN	1-4	at Wash	4-0	Balt	4-1	Bos	0-4
Home		6-6		4-8		9-7		6-10
Away		4-12		10-6		4-8		4-8
May	28	10-18	28	14-14	28	13-15	28	10-18

May

	5	6	7	8				
<i>Date</i>	Chicago		Clv		Det		KC	
May 1	Bos	1-8	Wash	11-3	Balt	11-0	NYY	3-13
May 2	Bos	6-5 (10)	Wash	12-4	Balt	3-4	NYY	5-4
May 3	Bos	4-3	Wash	2-5	Balt	11-3	NYY	6-11
May 4								
May 5	NYY	5-4	Balt	1-11	Wash	4-3 (11)	Bos	3-6
May 6	NYY	3-15	Balt	7-0	Wash	8-1	Bos	1-7
May 7	NYY	4-0	Balt	7-2	Wash	7-0	Bos	5-6
May 8	Balt	6-1	NYY	6-5	Bos	8-12 (13)	Wash	4-3
May 9	Balt	13-1	NYY	9-4	Bos	9-3	Wash	0-2 (14)
May 10	Balt	10-8	NYY	3-4	Bos	4-2	Wash	3-6
May 11								
May 12	Wash	0-3	Bos	8-3	NYY	8-1	Balt	8-7
May 13	Wash	9-4	Bos	6-7 (10)	NYY	5-0	Balt	3-8
May 14	Wash	4-3	Bos	1-2	NYY	8-4	Balt	4-3
May 15								
May 16	at Bos	8-2	at Wash	2-3	at Balt	1-7	at NYN	5-6
May 17	at Bos	5-0	at Wash	5-4	at Balt	9-7	at NYN	2-4
May 18	at Bos	8-4	at Wash	3-4 (10)	at Balt	2-3 (10)	at NYN	1-8
May 19	at NYN	2-3	at Balt	7-5	at Wash	4-7	at Bos	13-1
May 20	at NYN	5-3	at Balt	1-2	at Wash	9-2	at Bos	0-7
May 21	at NYN	2-5	at Balt	8-3	at Wash	2-7	at Bos	5-3
May 22	at Balt	8-1	at NYN	3-1	at Bos	5-4 (11)	at Wash	7-4
May 23	at Balt	0-3	at NYN	9-4	at Bos	0-2	at Wash	5-2
May 24	at Balt	0-2	at NYN	7-2	at Bos	1-10	at Wash	2-5
May 25	at Wash	8-7 (11)	at Bos	5-3	at NYN	11-3	at Balt	7-1
May 26	at Wash	5-0	at Bos	8-16	at NYN	8-3	at Balt	6-4
May 27	at Wash	8-1	at Bos	6-1	at NYN	4-5	at Balt	4-12
May 28	at Clv	12-3	Chi	3-12	at KC	4-0	Det	0-4
May 29	at Clv	7-2	Chi	2-7	at KC	11-1	Det	1-11
May 30	at Clv	7-4	Chi	4-7	at KC	6-2	Det	2-6
May 31	at Clv	3-4	Chi	4-3	at KC	1-2	Det	2-1
Home		9-3		8-6		10-2		5-11
Away		11-5		8-4		8-8		6-6
May	28	20-8	28	15-12	28	18-10	28	11-17

June

	1	2	3	4				
<i>Date</i>	Balt		Boston		NYN		Wash	
Jun 1	at Wash	7-2	at NYN	4-7	Bos	7-4	Balt	2-7
Jun 2	at Wash	4-0	at NYN	5-0	Bos	0-5	Balt	0-4
Jun 3	at Wash	8-10 (10)	at NYN	5-4	Bos	4-5	Balt	10-9 (10)
Jun 4	at Wash	7-5 (10)	at NYN	5-8	Bos	8-5	Balt	5-7 (10)
Jun 5	Bos	4-5	at Balt	5-4	Wash	0-3	at NYN	3-0
Jun 6	Bos	6-1	at Balt	1-6	Wash	4-8	at NYN	8-4
Jun 7	Bos	0-2	at Balt	2-0	Wash	6-5	at NYN	5-6
Jun 8	Bos	3-7	at Balt	7-3	Wash	4-0	at NYN	0-4
Jun 9								
Jun 10	NYN	3-8	Wash	6-10	at Balt	8-3	at Bos	10-6
Jun 11	NYN	5-4	Wash	11-7	at Balt	4-5	at Bos	7-11
Jun 12	NYN	0-10	Wash	14-0	at Balt	10-0	at Bos	0-14
Jun 13	NYN	4-7	Wash	6-3	at Balt	7-4	at Bos	3-6
Jun 14	at Bos	3-4	Balt	4-3	at Wash	6-4	NYN	4-6
Jun 15	at Bos	3-2	Balt	2-3	at Wash	3-1	NYN	1-3
Jun 16	at Bos	8-4	Balt	4-8	at Wash	3-1	NYN	1-3
Jun 17	at Bos	3-10	Balt	10-3	at Wash	11-3	NYN	3-11
Jun 18	Wash	3-1	NYN	3-18	at Bos	18-3	at Balt	1-3
Jun 19	Wash	1-6	NYN	4-3	at Bos	3-4	at Balt	6-1
Jun 20	Wash	4-15	NYN	3-9	at Bos	9-3	at Balt	15-4
Jun 21	Wash	3-2	NYN	6-3	at Bos	3-6	at Balt	2-3
Jun 22								
Jun 23	at Det	3-8	at Chi	4-6	at KC	5-1	at Clv	6-5
Jun 24	at Det	4-1 (10)	at Chi	4-1	at KC	0-4	at Clv	1-10
Jun 25	at Det	3-5	at Chi	12-3	at KC	0-7	at Clv	5-2
Jun 26	at Det	0-8	at Chi	6-7 (10)	at KC	1-3	at Clv	2-5
Jun 27	at Clv	0-1	at KC	10-1	at Chi	1-6	at Det	1-2
Jun 28	at Clv	2-3	at KC	15-3	at Chi	2-4	at Det	8-4
Jun 29	at Clv	4-11	at KC	7-6	at Chi	5-4	at Det	8-0
Jun 30	at Clv	2-10	at KC	5-4	at Chi	4-5	at Det	3-6
Home		4-8		7-5		4-4		1-7
Away		6-10		11-5		11-9		9-11
June	28	10-18	28	18-10	28	15-13	28	10-18

	5	6	June	7	8			
Date	Chicago	Cleve		Det	KC			
Jun 1	at KC	7-0	Det	4-0	at Clv	0-4	Chi	0-7
Jun 2	at KC	10-7	Det	5-1	at Clv	1-5	Chi	7-10
Jun 3	at KC	10-5	Det	0-5	at Clv	5-0	Chi	5-10
Jun 4	at KC	1-2	Det	6-5 (10)	at Clv	5-6 (10)	Chi	2-1
Jun 5	Det	2-6	at KC	6-3	at Chi	6-2	Clv	3-6
Jun 6	Det	7-6	at KC	0-4	at Chi	6-7	Clv	4-0
Jun 7	Det	8-4	at KC	2-3	at Chi	4-8	Clv	3-2
Jun 8	Det	3-2	at KC	2-6	at Chi	2-3	Clv	6-2
Jun 9								
Jun 10	Clv	1-4	at Chi	4-1	KC	7-4	at Det	1-7
Jun 11	Clv	6-7 (10)	at Chi	7-6 (10)	KC	5-2	at Det	2-3
Jun 12	Clv	5-4	at Chi	4-5	KC	4-7	at Det	7-4
Jun 13	Clv	16-3	at Chi	3-16	KC	4-3	at Det	3-4
Jun 14	at Det	1-5	KC	12-8	Chi	5-1	at Clv	8-12
Jun 15	at Det	15-4	KC	3-1	Chi	4-15	at Clv	1-3
Jun 16	at Det	7-0	KC	3-4	Chi	0-7	at Clv	4-3
Jun 17	at Det	1-11	KC	9-0	Chi	11-1	at Clv	0-9
Jun 18	KC	5-2	at Det	3-4	Clv	4-3	at Chi	2-5
Jun 19	KC	3-2	at Det	9-6	Clv	6-9	at Chi	2-3
Jun 20	KC	3-9	at Det	4-2	Clv	2-4	at Chi	9-3
Jun 21	KC	4-9	at Det	4-2	Clv	2-4	at Chi	9-4
Jun 22								
Jun 23	Bos	6-4	Wash	5-6	Balt	8-3	NYY	1-5
Jun 24	Bos	1-4	Wash	10-1	Balt	1-4 (10)	NYY	4-0
Jun 25	Bos	3-12	Wash	2-5	Balt	5-3	NYY	7-0
Jun 26	Bos	7-6 (10)	Wash	5-2	Balt	8-0	NYY	3-1
Jun 27	NYY	6-1	Balt	1-0	Wash	2-1	Bos	1-10
Jun 28	NYY	4-2	Balt	3-2	Wash	4-8	Bos	3-15
Jun 29	NYY	4-5	Balt	11-4	Wash	0-8	Bos	6-7
Jun 30	NYY	5-4	Balt	10-2	Wash	6-3	Bos	4-5
Home		12-8		12-4		11-9		4-9
Away		5-3		6-6		2-6		4-8
June	28	17-11	28	18-10	28	13-15	28	11-17

July

	1		2		3		4	
Date	Balt		Boston		NYN		Wash	
July 1	at Chi	4-6 (11)	at Det	9-8 (10)	at Clv	4-1	at KC	4-18
July 2	at Chi	2-9	at Det	11-2	at Clv	3-4	at KC	8-12
July 3	at Chi	3-6	at Det	8-5	at Clv	3-6	at KC	6-10
July 4	at Chi	4-2	at Det	6-3	at Clv	0-3	at KC	3-11
July 5	at KC	5-3	at Clv	2-9	at Det	0-10	at Chi	4-5 (11)
July 6	at KC	7-4	at Clv	0-12	at Det	4-6	at Chi	3-2
July 7	at KC	4-2	at Clv	0-3	at Det	5-2	at Chi	2-1
July 8	at KC	1-3	at Clv	2-3	at Det	4-3	at Chi	4-2
July 9	Det	7-1	Chi	4-2	KC	4-3	Clv	4-9
July 10	Det	1-3	Chi	3-5	KC	8-6	Clv	2-4
July 11	Det	13-10	Chi	12-5	KC	8-2	Clv	3-10
July 12	Det	5-2	Chi	2-0	KC	8-5	Clv	0-1
July 13	Clv	0-2	KC	5-6	Chi	14-1	Det	2-9
July 14	Clv	8-7	KC	8-15	Chi	6-2	Det	6-4
July 15	Clv	7-6	KC	9-1	Chi	2-5	Det	3-10
July 16	Clv	4-7	KC	14-4	Chi	5-8	Det	4-15
July 17	Chi	4-5	Det	1-3	Clv	3-2	KC	5-9
July 18	Chi	3-6	Det	7-4	Clv	3-2	KC	4-2
July 19	Chi	0-21	Det	21-10	Clv	1-4	KC	5-10
July 20	Chi	8-3	Det	1-7	Clv	6-5	KC	7-2
July 21	KC	4-8	Clv	4-3	Det	1-4	Chi	1-5
July 22	KC	19-8	Clv	4-1	Det	11-1	Chi	2-4
July 23	KC	4-8	Clv	0-4	Det	9-5	Chi	5-6
July 24	KC	3-7	Clv	12-8	Det	3-0	Chi	0-1
July 25								
July 26	at NYN	5-4 (10)	at Wash	6-3	Balt	4-5 (10)	Bos	3-6
July 27	at NYN	2-4	at Wash	10-1	Balt	4-2	Bos	1-10
July 28	at NYN	5-7	at Wash	4-1	Balt	7-5	Bos	1-4
July 29	at NYN	0-5	at Wash	3-4	Balt	5-0	Bos	4-3
July 30								
July 31								
Home		6-10		10-6		15-5		4-16
Away		5-7		7-5		3-5		1-5
July	28	11-17	28	17-11	28	18-10	28	7-21
				July				

Date	Chicago		Cleve		Det		KC	
July 1	Balt	6-4 (11)	NYN	1-4	Bos	8-9 (10)	Wash	18-4
July 2	Balt	9-2	NYN	4-3	Bos	2-11	Wash	12-8
July 3	Balt	6-3	NYN	6-3	Bos	5-8	Wash	10-6
July 4	Balt	2-4	NYN	3-0	Bos	3-6	Wash	11-3
July 5	Wash	5-4 (11)	Bos	9-2	NYN	10-0	Balt	3-5
July 6	Wash	2-3	Bos	12-0	NYN	6-4	Balt	4-7
July 7	Wash	1-2	Bos	3-0	NYN	2-5	Balt	2-7
July 8	Wash	2-4	Bos	3-2	NYN	3-4	Balt	3-1
July 9	at Bos	2-4	at Wash	9-4	at Balt	1-7	at NYN	3-4
July 10	at Bos	5-3	at Wash	4-2	at Balt	3-1	at NYN	6-8
July 11	at Bos	5-12	at Wash	10-3	at Balt	10-13	at NYN	2-8
July 12	at Bos	0-2	at Wash	1-0	at Balt	7-5	at NYN	5-8
July 13	at NYN	1-14	at Balt	2-0	at Wash	9-2	at Bos	6-5
July 14	at NYN	2-6	at Balt	7-8	at Wash	4-6	at Bos	15-8
July 15	at NYN	5-2	at Balt	6-7	at Wash	10-3	at Bos	1-9
July 16	at NYN	8-5	at Balt	7-4	at Wash	15-4	at Bos	4-14
July 17	at Balt	5-4	at NYN	2-3	at Bos	3-1	at Wash	9-5
July 18	at Balt	6-3	at NYN	2-3	at Bos	4-7	at Wash	2-4
July 19	at Balt	21-0	at NYN	4-1	at Bos	0-21	at Wash	10-5
July 20	at Balt	3-8	at NYN	5-6	at Bos	7-1	at Wash	2-7
July 21	at Wash	5-1	at Bos	3-4	at NYN	4-1	at Balt	8-4
July 22	at Wash	4-2	at Bos	1-4	at NYN	1-11	at Balt	8-19
July 23	at Wash	6-3	at Bos	4-0	at NYN	5-9	at Balt	8-4
July 24	at Wash	1-0	at Bos	8-12	at NYN	0-3	at Balt	7-3
July 25								
July 26	at Clv	4-7	Chi	7-4	KC	5-3	at Det	3-5
July 27	at Clv	3-2	Chi	2-3	KC	8-9	at Det	9-8
July 28	at Clv	2-5	Chi	5-2	KC	2-3	at Det	3-2
July 29	at Clv	7-5	Chi	5-7	KC	2-5 (15)	at Det	5-2 (15)
July 30								
July 31								
Home		4-4		9-3		3-9		5-3
Away		12-8		8-8		8-8		10-10
July	28	16-12	28	17-11	28	11-17	28	15-13

August

	1		2		3		4	
<i>Date</i>	Balt		Boston		NYN		Wash	
Aug 1	at Wash	1-5	NYN	7-5	at Bos	5-7	Balt	5-1
Aug 2	at Wash	2-1	NYN	7-3	at Bos	3-7	Balt	1-2
Aug 3	at Wash	2-1	NYN	1-7	at Bos	7-1	Balt	1-2
Aug 4	at Wash	5-2	NYN	10-0	at Bos	0-10	Balt	2-5
Aug 5	Bos	2-4	at Balt	4-2	Wash	9-0 (7)	at NYN	0-9 (7)
Aug 6	Bos	3-17	at Balt	17-3	Wash	15-2	at NYN	2-15
Aug 7	Bos	8-9	at Balt	9-8	Wash	6-4	at NYN	4-6
Aug 8	Bos	12-6	at Balt	6-12	Wash	4-1	at NYN	1-4
Aug 9								
Aug 10	at Det	0-4	at Chi	0-1	at KC	7-2 (10)	at Clv	9-10 (10)
Aug 11	at Det	3-4	at Chi	6-1	at KC	7-0	at Clv	3-9
Aug 12	at Det	0-3	at Chi	4-12	at KC	13-1	at Clv	0-6
Aug 13	at Det	3-7	at Chi	8-1	at KC	10-0	at Clv	6-7
Aug 14	at Clv	4-6	at KC	4-7	at Chi	4-5 (11)	at Det	5-17
Aug 15	at Clv	0-5	at KC	10-9	at Chi	4-3	at Det	3-5
Aug 16	at Clv	7-6	at KC	11-12	at Chi	5-3	at Det	6-2
Aug 17	at Clv	1-2	at KC	9-3	at Chi	4-5	at Det	6-5
Aug 18	at Chi	6-5	at Det	11-5	at Clv	3-10	at KC	4-14
Aug 19	at Chi	5-12	at Det	11-5	at Clv	4-3	at KC	1-5
Aug 20	at Chi	0-5	at Det	10-8	at Clv	7-4	at KC	10-1
Aug 21	at Chi	6-17	at Det	6-9	at Clv	6-2	at KC	1-8
Aug 22								
Aug 23	at KC	2-3	at Clv	3-4	at Det	0-3	at Chi	3-4
Aug 24	at KC	3-16	at Clv	5-3	at Det	7-14	at Chi	7-10
Aug 25	at KC	8-5	at Clv	4-9	at Det	1-9	at Chi	5-4
Aug 26	at KC	3-1	at Clv	3-5	at Det	9-1	at Chi	5-6
Aug 27								
Aug 28	Det	2-3	Chi	2-3	KC	7-3	Clv	1-10
Aug 29	Det	1-6	Chi	9-3	KC	8-5	Clv	3-1
Aug 30	Det	2-5	Chi	2-5	KC	3-5	Clv	6-7
Aug 31	Det	1-10	Chi	10-11	KC	7-3	Clv	4-5 (10)
Home		1-7		4-4		7-1		2-6
Away		7-13		10-10		11-9		4-16
August	28	8-20	28	14-14	28	10-10	28	6-22

August

	5	6	7	8				
Date	Chicago		Cleve		Det		KC	
Aug 1	KC	5-1	Det	3-6 (13)	at Clv	6-3 (13)	at Chi	1-5
Aug 2	KC	6-3	Det	4-0	at Clv	0-4	at Chi	3-6
Aug 3	KC	6-5 (10)	Det	6-10	at Clv	10-6	at Chi	5-6 (10)
Aug 4	KC	4-3 (10)	Det	9-3	at Clv	3-9	at Chi	3-4 (10)
Aug 5	Det	1-0	at KC	2-0	at Chi	0-1	Clv	0-2
Aug 6	Det	2-3 (10)	at KC	13-9	at Chi	3-2 (10)	Clv	9-13
Aug 7	Det	3-5	at KC	6-3	at Chi	5-3	Clv	3-6
Aug 8	Det	10-2	at KC	8-9	at Chi	2-10	Clv	9-8
Aug 9								
Aug 10	Bos	1-0	Wash	10-9 (10)	Balt	4-0	NYY	2-7 (10)
Aug 11	Bos	1-6	Wash	9-3	Balt	4-3	NYY	0-7
Aug 12	Bos	12-4	Wash	6-0	Balt	3-0	NYY	1-13
Aug 13	Bos	1-8	Wash	7-6	Balt	7-3	NYY	0-10
Aug 14	NYY	5-4 (11)	Balt	6-4	Wash	17-5	Bos	7-4
Aug 15	NYY	3-4	Balt	5-0	Wash	5-3	Bos	9-10
Aug 16	NYY	3-5	Balt	6-7	Wash	2-6	Bos	12-11
Aug 17	NYY	5-4	Balt	2-1	Wash	5-6	Bos	3-9
Aug 18	Balt	5-6	NYY	10-3	Bos	2-0	Wash	14-4
Aug 19	Balt	12-5	NYY	3-4	Bos	5-11	Wash	5-1
Aug 20	Balt	5-0	NYY	4-7	Bos	8-10	Wash	1-10
Aug 21	Balt	17-6	NYY	3-4	Bos	9-6	Wash	8-1
Aug 22								
Aug 23	Wash	4-3	Bos	4-3	NYY	3-0	Balt	3-2
Aug 24	Wash	10-7	Bos	3-5	NYY	14-7	Balt	16-3
Aug 25	Wash	4-5	Bos	9-4	NYY	9-1	Balt	5-8
Aug 26	Wash	6-5	Bos	5-3	NYY	1-9	Balt	1-3
Aug 27								
Aug 28	at Bos	3-2	at Wash	10-1	at Balt	5-2	at NYN	3-7
Aug 29	at Bos	3-9	at Wash	1-3	at Balt	6-2	at NYN	5-8
Aug 30	at Bos	5-2	at Wash	7-6	at Balt	5-2	at NYN	5-3
Aug 31	at Bos	11-10	at Wash	5-4 (10)	at Balt	10-0	at NYN	3-4
Home		16-8		13-7		11-5		8-12
Away		3-1		6-2		8-4		1-7
August	28	19-9	28	19-9	28	19-9	28	9-19

Sept

	1		2		3		4	
<i>Date</i>	Balt		Bos		NYN		Wash	
Sept 1	Cleve	3-1	KC	7-0	Chi	7-11	Det	1-4
Sept 2	Cleve	0-4	KC	11-6	Chi	2-3	Det	4-5 (10)
Sept 3	Cleve	2-3	KC	13-0	Chi	8-6	Det	0-3
Sept 4	Cleve	3-11	KC	10-7	Chi	4-3	Det	7-6
Sept 5	Chi	2-3	Det	10-4	Cleve	10-7	KC	4-6
Sept 6	Chi	6-7	Det	1-3	Cleve	6-5 (10)	KC	4-3
Sept 7	Chi	7-3	Det	2-3	Cleve	4-2	KC	11-4
Sept 8	Chi	3-2 (10)	Det	1-8	Cleve	3-2	KC	1-4
Sept 9	KC	8-4	Cleve	4-5	Det	4-0	Chi	4-5
Sept 10	KC	4-3	Cleve	4-0	Det	2-7	Chi	0-7
Sept 11	KC	7-5	Cleve	8-10	Det	5-9	Chi	5-10
Sept 12	KC	7-0	Cleve	2-3 (10)	Det	4-3	Chi	7-5
Sept 13								
Sept 14	NYN	5-11	Wash	8-5 (10)	at Balt	11-5	at Bos	5-8 (10)
Sept 15	NYN	3-2	Wash	5-4	at Balt	2-3	at Bos	4-5
Sept 16	NYN	2-9	Wash	9-8	at Balt	9-2	at Bos	8-9
Sept 17	NYN	0-4	Wash	5-3	at Balt	4-0	at Bos	3-5
Sept 18	at Bos	5-8	Balt	8-5	at Wash	2-7	NYN	7-2
Sept 19	at Bos	11-4	Balt	4-11	at Wash	4-2	NYN	2-4
Sept 20	at Bos	3-7	Balt	7-3	at Wash	11-4	NYN	4-11
Sept 21	at Bos	4-6	Balt	6-4	at Wash	1-2	NYN	2-1
Sept 22								
Sept 23	Wash	1-4	at NYN	6-2	Bos	3-6	at Balt	4-1
Sept 24	Wash	7-2	at NYN	4-2	Bos	2-4	at Balt	2-7
Sept 25	Wash	17-7	at NYN	1-3	Bos	3-1	at Balt	7-17
Sept 26	Wash	8-6	at NYN	2-4	Bos	4-2	at Balt	6-8
Home		11-9		13-7		10-6		6-10
Away		1-3		2-2		5-3		48-106
Sept	24	12-12	24	15-9	24	15-9	24	7-17
Season		54-100		90-64		92-62		48-106

Sept

	5		6		7		8	
<i>Date</i>	Chi		Clv		Det		KC	
Sept 1	at NYN	11-7	at Balt	1-3	at Wash	4-1	at Bos	0-7
Sept 2	at NYN	3-2	at Balt	4-0	at Wash	5-4 (10)	at Bos	6-11
Sept 3	at NYN	6-8	at Balt	3-2	at Wash	3-0	at Bos	0-13
Sept 4	at NYN	3-4	at Balt	11-3	at Wash	6-7	at Bos	7-10
Sept 5	at Balt	3-2	at NYN	7-10	at Bos	4-10	at Wash	6-4
Sept 6	at Balt	7-6	at NYN	5-6 (10)	at Bos	3-1	at Wash	3-4
Sept 7	at Balt	3-7	at NYN	2-4	at Bos	3-2	at Wash	4-11
Sept 8	at Balt	2-3 (10)	at NYN	2-3	at Bos	8-1	at Wash	4-1
Sept 9	at Wash	5-4	at Bos	5-4	at NYN	0-4	at Balt	4-8
Sept 10	at Wash	7-0	at Bos	0-4	at NYN	7-2	at Balt	3-4
Sept 11	at Wash	10-5	at Bos	10-8	at NYN	9-5	at Balt	5-7
Sept 12	at Wash	5-7	at Bos	3-2 (10)	at NYN	3-4	at Balt	0-7
Sept 13								
Sept 14	Cleve	2-1	at Chi	1-2	at KC	12-5	Det	5-12
Sept 15	Cleve	9-0	at Chi	0-9	at KC	2-5	Det	5-2
Sept 16	Cleve	5-9	at Chi	9-5	at KC	5-11	Det	11-5
Sept 17	Cleve	4-2	at Chi	2-4	at KC	5-1	Det	1-5
Sept 18	at Det	1-2	KC	6-2	Chi	2-1	at Cleve	2-6
Sept 19	at Det	10-6 (10)	KC	3-0	Chi	6-10 (10)	at Cleve	0-3
Sept 20	at Det	4-7	KC	17-5	Chi	7-4	at Cleve	5-17
Sept 21	at Det	4-1	KC	8-0	Chi	1-4	at Cleve	0-8
Sept 22								
Sept 23	at KC	9-1	at Det	1-5	Cleve	5-1	Chi	1-9
Sept 24	at KC	16-4	at Det	4-2	Cleve	2-4	Chi	4-16
Sept 25	at KC	5-6 (11)	at Det	4-3 (10)	Cleve	3-4 (10)	Chi	6-5 (11)
Sept 26	at KC	4-6 (10)	at Det	1-9	Cleve	9-1	Chi	6-4 (10)
Home		3-1		4-0		4-4		4-4
Away		11-9		9-11		10-6		2-4
Sept	24	14-10	24	13-11	24	14-10	24	6-18
Season		99-55		88-66		86-68		59-95