

# 1979 Boston Red Sox



APBA	Won	Lost	Pct
Record	91	69	0.569
Home Record	44	36	0.550
Away Record	47	33	0.588

Last 10	5	5	0.500
One Run Games	17	23	0.425
Blowouts (5+)	36	17	0.679
Shutouts	17	5	0.773
Extra Innings	9	3	0.750
Longest Streak	10	4	

Vs. Seattle	7	5	0.583
Vs. Oakland	9	3	0.750
Vs. Chicago	4	7	0.364
Vs. Kansas City	6	6	0.500
Vs. California	7	5	0.583
Vs. Minnesota	7	5	0.583
Vs. Texas	9	3	0.750
Vs. New York	6	7	0.462
Vs. Toronto	9	4	0.692
Vs. Cleveland	10	3	0.769
Vs. Detroit	8	5	0.615
Vs. Baltimore	5	8	0.385
Vs. Milwaukee	4	8	0.333
Vs. AL West	49	34	0.590
Vs. AL East	42	35	0.545

Actual	Won	Lost	Pct
Record	91	69	0.569
Home Record	51	29	0.638
Away Record	40	40	0.500

Last 10	6	4	0.600
One Run Games	28	19	0.596
Blowouts (5+)	37	20	0.649
Shutouts	11	10	0.524
Extra Innings	8	9	0.471
Longest Streak	7	4	

Vs. Seattle	8	4	0.667
Vs. Oakland	9	3	0.750
Vs. Chicago	5	6	0.455
Vs. Kansas City	8	4	0.667
Vs. California	5	7	0.417
Vs. Minnesota	9	3	0.750
Vs. Texas	6	6	0.500
Vs. New York	5	8	0.385
Vs. Toronto	9	4	0.692
Vs. Cleveland	6	7	0.462
Vs. Detroit	8	5	0.615
Vs. Baltimore	5	8	0.385
Vs. Milwaukee	8	4	0.667
Vs. AL West	50	33	0.602
Vs. AL East	41	36	0.532

The **Boston Red Sox** exactly mirrored ninety-one (91) wins in the replay as compared to actual play.

Sixty-three percent (63%) of the replay games matched their actual win/loss outcomes.

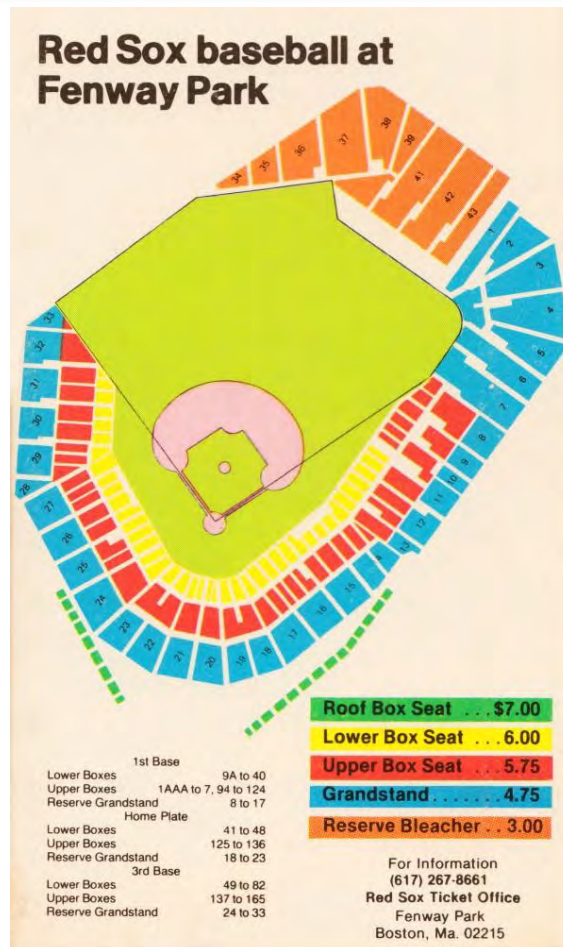
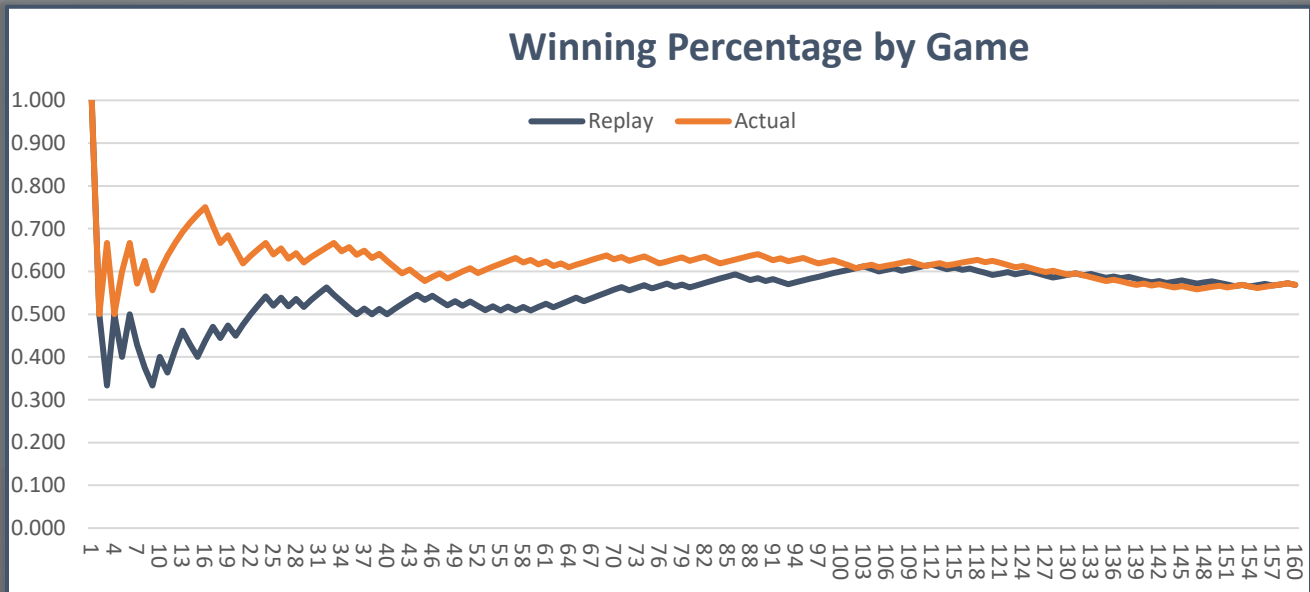
The standard deviation of wins in the replay versus actual play was 1.79.

## Season at a Glance

In the replay, the Red Sox exactly matched their actual record of 62-40 at 102 games into the season.

The Red Sox team batting average was .300 in the replay versus .283 in actual play. Red Sox team replay ERA was 4.09 versus 4.02 actual.


Red Sox opponents team batting average was .267 in the replay versus .270 in actual play.



	G	AB	R	H	2B	3B	HR	RBI	SB	CS	SB%
<b>APBA Team Batting</b>	<b>160</b>	<b>5,661</b>	<b>871</b>	<b>1,696</b>	<b>257</b>	<b>24</b>	<b>222</b>	<b>844</b>	<b>62</b>	<b>53</b>	<b>54%</b>
<b>1979</b>	<b>160</b>	<b>5,538</b>	<b>841</b>	<b>1,567</b>	<b>310</b>	<b>34</b>	<b>194</b>	<b>805</b>	<b>60</b>	<b>43</b>	<b>58%</b>

	BB	SO	HBP	SAC	GDP	ROE	PA	BA	OBP	SLG	OPS	ISO
<b>APBA Team Batting</b>	<b>509</b>	<b>778</b>	<b>16</b>	<b>100</b>	<b>152</b>	<b>68</b>	<b>6,286</b>	<b>.300</b>	<b>.359</b>	<b>.471</b>	<b>.830</b>	<b>.171</b>
<b>1979</b>	<b>512</b>	<b>708</b>	<b>33</b>	<b>101</b>	<b>158</b>	<b>69</b>	<b>6,184</b>	<b>.283</b>	<b>.344</b>	<b>.456</b>	<b>.800</b>	<b>.173</b>

	TB	HR%	SO%	BB%	XBH%	X/H%	SO/BB	AB/SO	AB/HR	AB/RBI
<b>APBA Team Batting</b>	<b>1,474</b>	<b>3.5%</b>	<b>12.4%</b>	<b>8.1%</b>	<b>8.0%</b>	<b>29.7%</b>	<b>1.53</b>	<b>7.3</b>	<b>25.5</b>	<b>6.7</b>
<b>1979</b>	<b>1,498</b>	<b>3.1%</b>	<b>11.4%</b>	<b>8.3%</b>	<b>8.7%</b>	<b>34.3%</b>	<b>1.38</b>	<b>7.8</b>	<b>28.5</b>	<b>6.9</b>



**Dennis Eckersley (MG-13,Y,Z)**  
 Righthander (WP-1, Q1)  
 22 wins, 6 losses, 2.41 ERA, Replay  
 17 wins, 10 losses, 2.99 ERA, Actual

	GS	GF	CG	SHO	W	L	SV	PCT	ERA
<b>APBA Team Pitching</b>	<b>160</b>	<b>120</b>	<b>40</b>	<b>4</b>	<b>91</b>	<b>69</b>	<b>27</b>	<b>.569</b>	<b>4.09</b>
<b>1979</b>	<b>160</b>	<b>113</b>	<b>47</b>	<b>9</b>	<b>91</b>	<b>69</b>	<b>29</b>	<b>.569</b>	<b>4.02</b>

	IP	H	R	ER	HR	BB	SO	HBP	BK	WP
<b>APBA Team Pitching</b>	<b>1,433.2</b>	<b>1,456</b>	<b>691</b>	<b>651</b>	<b>136</b>	<b>510</b>	<b>759</b>	<b>28</b>	<b>1</b>	<b>34</b>
<b>1979</b>	<b>1,431.1</b>	<b>1,487</b>	<b>711</b>	<b>640</b>	<b>133</b>	<b>463</b>	<b>731</b>	<b>37</b>	<b>3</b>	<b>31</b>

Red Sox replay ERA was 1.7% higher than actual play.

	BF	WHIP	H9	HR9	BB9	SO9	SO/W	HR%	SO%	BB%	SO-BB%
<b>APBA Team Pitching</b>	<b>6,093</b>	<b>1.371</b>	<b>9.1</b>	<b>0.9</b>	<b>3.2</b>	<b>4.8</b>	<b>1.49</b>	<b>2.2%</b>	<b>12.5%</b>	<b>8.4%</b>	<b>4.1%</b>
<b>1979</b>	<b>6,120</b>	<b>1.362</b>	<b>9.4</b>	<b>0.8</b>	<b>2.9</b>	<b>4.6</b>	<b>1.58</b>	<b>2.2%</b>	<b>11.9%</b>	<b>7.6%</b>	<b>4.3%</b>

## Boston Red Sox Opponents Batting


Final Batting	G	PA	AB	R	H	2B	3B	HR	RBI	SB	CS	SB%
Opponents	160	6,093	5,449	691	1,456	218	21	136	667	103	51	67%
1979	160	6,120	5,513	711	1,487	266	40	133	-	116	41	74%

Final Batting	BB	SO	HB	DP	SH	RE	BA	OBP	SLG	OPS
Opponents	510	759	28	120	106	47	.267	.333	.390	.723
1979	463	731	37	133	106	72	.270	.328	.405	.733

## Boston Red Sox Selected Pitching

Dennis Eckersley improved his record by 4-1/2 games and gave up 21% fewer longballs.

	G	GS	CG	SHO	W	L	PCT	ERA
Eckersley	33	33	14	1	22	6	.786	2.41
1979	33	33	17	2	17	10	.630	2.99



	IP	H	R	ER	HR	BB	SO	HBP	BK	WP	BF	WHIP
Eckersley	246 2/3	178	74	66	23	68	138	2	-	1	952	0.997
1979	246 2/3	234	89	82	29	59	150	6	1	1	1,018	1.188

Mike Torrez replay record and ERA were almost identical to actual play.

	G	GS	CG	SHO	W	L	PCT	ERA
Torrez	36	36	11	-	15	13	.536	4.46
1979	36	36	12	1	16	13	.552	4.49



	IP	H	R	ER	HR	BB	SO	HBP	BK	WP	BF	WHIP
Torrez	252 1/3	260	134	125	25	137	154	5	-	6	1,127	1.573
1979	252 1/3	254	144	126	20	121	125	5	2	6	1,109	1.486

Final Batting	G	PA	AB	R	H	2B	3B	HR	RBI	SB	CS	BB	SO	HB	DP	SH	RE	BA	OBP	SLG
Yastrzemski	147	591	522	78	162	22	1	25	80	4	6	60	43	0	17	9	10	.310	.381	.500
1979	147	590	518	69	140	28	1	21	87	3	3	62	46	2	12	8	7	.270	.346	.450
Lynn	145	625	553	125	203	45	0	44	134	3	2	66	85	1	16	5	1	.367	.435	.687
1979	147	622	531	116	177	42	1	39	122	2	2	82	79	4	9	5	2	.333	.423	.637
Rice	159	692	616	125	205	31	4	46	144	13	4	59	108	8	8	9	3	.333	.398	.620
1979	158	688	619	117	201	39	6	39	130	9	4	57	97	4	16	8	10	.325	.381	.596

**Carl Michael "Yaz"  
YASTRZEMSKI**  
(S) Firstbaseman (3) (OF-2)

G	AB	R	H	HR
147	518	69	140	21
RBI	SB	BA	SLG	OBP
87	3	.270	.450	.346

11- 5	31- 9	51- 9
12- 25	32- 26	52- 27
13- 14	33- 6	53- 20
14- 30	34- 31	54- 32
15- 8	35- 14	55- 8
16- 28	36- 33	56- 13
21- 30	41- 24	61- 37
22- 7	42- 14	62- 26
23- 12	43- 29	63- 31
24- 30	44- 8	64- 13
25- 8	45- 14	65- 35
26- 32	46- 29	66- 1
J-1		

-12/+2 1979 BOS

**Fredric Michael "Fred"  
LYNN**  
Outfielder (3)

G	AB	R	H	HR
147	531	116	117	39
RBI	SB	BA	SLG	OBP
122	2	.333	.637	.423

11- 1-1	31- 9-6	51- 8-6
12- 25-7	32- 26-7	52- 27-7
13- 14-6	33- 0-4	53- 15-6
14- 30-6	34- 31-6	54- 32-6
15- 8-6	35- 9-6	55- 7-6
16- 28-6	36- 33-6	56- 13-6
21- 30-6	41- 28-7	61- 40-6
22- 0-6	42- 14-6	62- 14-6
23- 12-6	43- 29-6	63- 31-6
24- 13-6	44- 0-6	64- 14-6
25- 8-6	45- 14-6	65- 35-8
26- 29-6	46- 13-6	66- 1-1
J-1		

-14/+3 1979 BOS

**James Edward "Jim"  
RICE**  
Outfielder (1)

G	AB	R	H	HR
158	619	117	201	39
RBI	SB	BA	SLG	OBP
130	9	.325	.596	.381

11- 0-1	31- 8-2	51- 8-2
12- 25-11	32- 26-11	52- 27-11
13- 14-6	33- 0-1	53- 17-6
14- 30-6	34- 31-6	54- 32-6
15- 8-1	35- 9-3	55- 7-1
16- 28-11	36- 14-6	56- 34-6
21- 32-6	41- 24-7	61- 40-5
22- 0-1	42- 9-6	62- 13-6
23- 12-6	43- 29-7	63- 31-6
24- 13-6	44- 0-1	64- 22-6
25- 8-1	45- 14-6	65- 35-8
26- 13-6	46- 13-6	66- 1-1
J-0		

+3/-3 1979 BOS

Final Batting	G	PA	AB	R	H	2B	3B	HR	RBI	SB	CS	BB	SO	HB	DP	SH	RE	BA	OBP	SLG
Evans	147	563	490	75	146	19	1	21	57	7	10	70	68	0	15	3	5	.298	.386	.469
1979	152	563	489	69	134	24	1	21	58	6	9	69	76	1	14	4	2	.274	.364	.456
Watson	84	347	315	50	119	15	3	16	70	1	3	28	43	1	7	3	5	.378	.430	.597
1979	84	347	312	48	105	19	4	13	53	3	2	29	33	5	10	1	6	.337	.401	.548
Hobson	142	574	520	80	148	19	8	30	104	3	2	42	65	0	13	12	7	.285	.338	.525
1979	146	570	528	74	138	26	7	28	93	3	2	30	78	0	23	12	10	.261	.298	.496

**Dwight Michael "Dewey"  
EVANS**  
(F) Outfielder (3)

G	AB	R	H	HR
152	489	69	134	21
RBI	SB	BA	SLG	OBP
58	6	.274	.456	.364

11- 5	31- 9	51- 9
12- 25	32- 26	52- 27
13- 14	33- 6	53- 16
14- 30	34- 31	54- 32
15- 10	35- 14	55- 8
16- 28	36- 33	56- 13
21- 13	41- 24	61- 24
22- 7	42- 14	62- 26
23- 12	43- 29	63- 31
24- 13	44- 8	64- 40
25- 8	45- 14	65- 35
26- 27	46- 13	66- 1
J-1		

+4/-3 1979 BOS

**Robert Jose "Bob"  
WATSON**  
(S) Firstbaseman (3)

G	AB	R	H	HR
133	475	63	144	16
RBI	SB	BA	SLG	OBP
71	3	.303	.469	.367

11- 4	31- 9	51- 8
12- 25	32- 26	52- 27
13- 14	33- 6	53- 20
14- 30	34- 31	54- 32
15- 8	35- 9	55- 7
16- 28	36- 14	56- 34
21- 32	41- 24	61- 24
22- 7	42- 22	62- 41
23- 12	43- 29	63- 31
24- 13	44- 7	64- 37
25- 8	45- 14	65- 35
26- 13	46- 13	66- 1
J-2		

-3/-0 1979 BOS

**Clell Lavern, Jr. "Butch"  
HOBSON**  
Thirdbaseman (4) (2B-6)

G	AB	R	H	HR
146	528	74	138	28
RBI	SB	BA	SLG	OBP
93	3	.261	.496	.298

11- 4	31- 9	51- 9
12- 25	32- 26	52- 27
13- 39	33- 5	53- 18
14- 30	34- 31	54- 32
15- 8	35- 13	55- 8
16- 28	36- 14	56- 34
21- 30	41- 24	61- 24
22- 5	42- 13	62- 13
23- 12	43- 29	63- 30
24- 32	44- 8	64- 13
25- 8	45- 14	65- 35
26- 24	46- 24	66- 1
J-1		

+2/-3 1979 BOS

### Game 2: Boston (Torrez) at Cleveland (Waits)

The Red Sox send Indian starter **Rick Waits** (MG-6) to the showers early, then watch their lead trimmed to one run. Cleveland thirdbaseman **Toby Harrah** (1-0-0) drills a Home Run in the bottom of the ninth inning to walk off with the Indian victory. Boston starter **Mike Torrez** (MG-8,Y,W) had control problems, relinquishing eight (8) walks and three (3) wild pitches.

Boston	AB	R	H	BI	BB	SO	PO	A
Remy, 2b	4	2	2	1			3	1
Burleson, ss	4	1	1	1	1		1	6
Lynn, cf	4	1	1	3		1	2	
Rice, lf	4	2	2	2	1		2	
Yastrzemski, dh	4		3	2	1			
Scott, 1b	5		1			1	7	
Wolfe, 3b	2				2	1		1
Evans, rf	4	2	2				2	
Montgomery, c	4	1	1			2	7	1
Torrez, sp								1
Drago, rp								
Campbell, rp								
<b>Totals</b>	<b>35</b>	<b>9</b>	<b>13</b>	<b>9</b>	<b>5</b>	<b>5</b>	<b>24</b>	<b>10</b>

TEAM FIELDING RATING - 2    INFIELD RATING - 2    FLD'NG PCT 1.00

2B Remy, Lynn, Rice    HR Rice (1)    SB Montgomery    DP Scott, Evans  
SH Remy, Lynn

Boston	IP	H	R	ER	HR	BB	SO	BF
Torrez	7.2	12	8	8	1	8	6	41
Drago	0.1	1						2
Campbell	-	2	3	3	1	1		3
<b>Totals</b>	<b>8.0</b>	<b>15</b>	<b>11</b>	<b>11</b>	<b>2</b>	<b>9</b>	<b>6</b>	<b>46</b>

LP Campbell    WD Torrez 3

GAME 2	1	2	3	4	5	6	7	8	9
Boston	1	5	0	0	1	2	0	0	0
Cleveland	2	0	3	0	0	1	2	0	3

Cleveland	AB	R	H	BI	BB	SO	PO	A
Harrah, 3b	5	2	1	3	1			
Norris, cf	5	2	3	2			5	
Bonds, rf	3	2	2	1	2		1	
Thornton, 1b	3			1	2	1	9	
Alexander, c	4	1	1	2	1	3	6	
Cage, dh	5	1	2			1		
Cox, lf	5		2				1	
Kuiper, 2b	5	1	2			1	2	6
Veryzer, ss	2	2	2	1	3		3	7
Waits, sp								
Reuschel, rp								
Spillner, rp								
<b>Totals</b>	<b>37</b>	<b>11</b>	<b>15</b>	<b>10</b>	<b>9</b>	<b>6</b>	<b>27</b>	<b>13</b>

TEAM FIELDING RATING - 3    INFIELD RATING - 2    FLD'NG PCT 1.00

2B Norris    HR Harrah, Alexander    SB Norris, Bonds  
CS Kuiper

Cleveland	IP	H	R	ER	HR	BB	SO	BF
Waits	4.0	9	7	7	1	3	4	23
Reuschel	4.0	3	2	2		2	1	15
Spillner	4.0	1						4
<b>Totals</b>	<b>9.0</b>	<b>13</b>	<b>9</b>	<b>9</b>	<b>1</b>	<b>5</b>	<b>5</b>	<b>42</b>

WP Spillner    WD Reuschel

R	H	E	LOB
9	13	0	5
11	15	0	9



### Game 35: Baltimore (Stone) at Boston (Stanley)

The Red Sox answer the Oriole run in the ninth inning to force extra innings.  
Four consecutive hits by the Orioles in the top of the seventeenth inning produce two runs that prove unassailable.  
The Red Sox only booked six hits in 68 plate appearances and batted .109 for the game.

Baltimore	AB	R	H	BI	BB	SO	PO	A
Bumbry, cf	8	1	4	1		1	4	
Belanger, ss	2						1	
Smith, ss	6		4	1		1	3	4
Singleton, lf	2						2	
Corey, lf	3		1		1		4	
Ayala, ph	1		1					
Kelly, pr, lf	1		1					
Murray, 1b	8		2				19	
May, dh	4		1				2	
Molinaro, pr	2	1					1	
Crowley, dh	2							
Roenicke, rf	8		1			2	5	
Dauer, 3b	6		2	1			2	6
Garcia, 2b	7	1	1	1	1	3	2	4
Skaggs, c	7	1	1			2	9	1
Stone, sp								2
Stewart, rp								2
Stanhouse, rp								
Martinez, rp								
Stoddard, rp								
Ford, rp								1
Rineer, rp								
McGregor, rp								2
<b>Totals</b>	<b>67</b>	<b>4</b>	<b>19</b>	<b>4</b>	<b>2</b>	<b>12</b>	<b>51</b>	<b>22</b>

Boston	AB	R	H	BI	BB	SO	PO	A
Remy, 2b	7	2	1				5	4
Burleson, ss	8	2					4	8
Lynn, cf	5				3	1	6	
Rice, dh	6				2	1		
Yastrzemski, lf	7	1			1	1	3	
Hobson, 3b	4				2		2	1
Scott, 1b	3	2	1	1	1	1	4	1
Dwyer, pr, 1b	3	1					5	
Evans, rf	5				2	1	5	1
Allenson, c	5						13	1
Fisk, c	2					2	3	
Stanley, sp								
Drago, rp								1
Hassler, rp								
Wright, rp								
Campbell, rp								
Rainey, rp								
<b>Totals</b>	<b>55</b>	<b>2</b>	<b>6</b>	<b>2</b>	<b>11</b>	<b>7</b>	<b>51</b>	<b>16</b>

TEAM FIELDING RATING - 2,3    INFIELD RATING - 2,3    FLD'G PCT .973

TEAM FIELDING RATING - 2    INFIELD RATING - 2    FLD'NG PCT 1.00

2B Skaggs    HR Garcia    SB Bumbry    CS Dauer  
DP Murray    ER Dauer, Garcia

2B Burleson, Scott    SB Remy    CS Rice    DP Yastrzemski  
SH Remy, Hobson    RE Burleson, Yastrzemski

Baltimore	IP	H	R	ER	HR	BB	SO	BF
Stone	2.1	2	1					10
Stewart	5.0	1				3	3	18
Stanhouse	0.2					2		5
Martinez	2.0		1	1		3		9
Stoddard	2.0	1				1	2	8
Ford	2.0	1					1	7
Rineer	1.0					2		4
McGregor	2.0	1					1	7
<b>Totals</b>	<b>17.0</b>	<b>6</b>	<b>2</b>	<b>1</b>	<b>0</b>	<b>11</b>	<b>7</b>	<b>68</b>

Boston	IP	H	R	ER	HR	BB	SO	BF
Stanley	6.1	5	1	1	1	1	4	23
Drago	2.2	4	1	1				12
Hassler	2.0	1				1	2	8
Wright	2.0	2					3	7
Campbell	2.0	3					3	9
Rainey	2.0	4	2	2				10
<b>Totals</b>	<b>17.0</b>	<b>19</b>	<b>4</b>	<b>4</b>	<b>1</b>	<b>2</b>	<b>12</b>	<b>69</b>

WP McGregor    WD Martinez

LP Rainey

GAME 35	1	2	3	4	5	6	7	8	9	10	11	12	13	14	15	16	17	R	H	E	LOB
Baltimore	0	0	1	0	0	0	0	0	1	0	0	0	0	0	0	0	2	4	19	2	11
Boston	0	1	0	0	0	0	0	0	1	0	0	0	0	0	0	0	0	2	6	0	15



### Game 67: Toronto (Jefferson) at Boston (Rainey)

Boston bats bury the Mariners early belting 4 HR's in the first 3 innings.  
 Red Sox firstbaseman **Carl Yastrzemski** (1-5-6) blasted three HR's and tallied 7 RBI's  
 The Sox pitching duo faced just 29 Mariner batters.

Toronto	AB	R	H	BI	BB	SO	PO	A
Griffin, ss	2						3	4
McKay, 3b	2	1						
Cannon, rf	4						2	
Bosetti, cf	3					1	1	
Carty, dh	3					1		
Mayberry, 1b	3					1	6	1
Woods, lf	2							
Wilborn, lf	1	1					2	1
Ainge, 2b	3					2	3	1
Gomez, 3b, ss	3	1				2	1	3
Cerone, c	3						6	
Jefferson, sp								
Miller, rp								1
Lemongello, rp								
<b>Totals</b>	<b>29</b>	<b>0</b>	<b>3</b>	<b>0</b>	<b>0</b>	<b>7</b>	<b>24</b>	<b>11</b>

TEAM FIELDING RATING - 3,2,3 INFIELD RATING - 2 FLD'G PCT .972

2B Gomez CS Gomez ER Cannon

Toronto	IP	H	R	ER	HR	BB	SO	BF
Jefferson	2.1	7	7	7	5	2	1	15
Miller	2.2	5	2	2		1	1	14
Lemongello	3.0	8	3	3	1		3	16
<b>Totals</b>	<b>8.0</b>	<b>20</b>	<b>12</b>	<b>12</b>	<b>6</b>	<b>3</b>	<b>5</b>	<b>45</b>

LP Jefferson

GAME 67	1	2	3	4	5	6	7	8	9
Toronto	0	0	0	0	0	0	0	0	0
Boston	3	0	4	2	0	1	0	2	X

Boston	AB	R	H	BI	BB	SO	PO	A
Remy, 2b	5	1					1	3
Burleson, ss	5	1	2	1		1	3	2
Lynn, cf	5	4	3	2			2	
Rice, lf	4	4	4		1		5	
Yastrzemski, 1b	5	3	4	7			8	
Watson, dh	5	3	2			1		
Evans, rf	4				1	3		
Hobson, 3b	5	1					1	3
Allenson, c	4	2		1			7	1
Rainey, sp								1
Burgmeier, rp								
<b>Totals</b>	<b>42</b>	<b>12</b>	<b>20</b>	<b>12</b>	<b>3</b>	<b>5</b>	<b>27</b>	<b>10</b>

TEAM FIELDING RATING - 2 INFIELD RATING - 2 FLD'NG PCT 1.00

2B Rice HR Lynn 2(20), Yastrzemski 3(11), Burleson SB Yastrzemski  
 DP Remy

Boston	IP	H	R	ER	HR	BB	SO	BF
Rainey	5.0	1					1	15
Burgmeier	4.0	2					6	14
<b>Totals</b>	<b>9.0</b>	<b>3</b>	<b>0</b>	<b>0</b>	<b>0</b>	<b>0</b>	<b>7</b>	<b>29</b>

WP Rainey

R	H	E	LOB
0	3	1	0
12	20	0	6





### Game 78: Kansas City (Leonard) at Boston (Torrez)

Royals speed was on display via seven SB's and a triple by catcher **Darrell Porter**.

The Royals manufactured nine (9) runs despite leaving twelve stranded.

Royals righthander starter **Dennis Leonard** (MG-6, Y,Z,L) kept Boston batters in check.

Kansas City	AB	R	H	BI	BB	SO	PO	A
Wilson, lf	5	1	3	1	1	2	2	
Brett, 3b	5				1	1		1
Otis, cf	5	2	2	1	1		4	
Cowens, rf	5		2	2			1	
Porter, c	4	2	1		1		10	
Scott, 1b	3		1	1	1		6	1
LaCock, dh	4	2	3	1	1			
White, 2b	5	2	2	1		1	2	3
Patek, ss	5		3	2			2	3
Leonard, sp								
Hrabosky, rp								
<b>Totals</b>	<b>41</b>	<b>9</b>	<b>17</b>	<b>9</b>	<b>6</b>	<b>4</b>	<b>27</b>	<b>8</b>

Boston	AB	R	H	BI	BB	SO	PO	A
Burleson, ss	5	1	3	1		1	1	1
Brohamer, 2b	5		1	1			2	1
Remy, pr								
Lynn, cf	5	1	2	1		1	5	
Rice, lf	5	1	3			1	2	
Fisk, dh	5		1					
Watson, 1b	3		2	1	1		6	1
Hobson, 3b	4					2		2
Evans, rf	3	1			1		5	
Montgomery, c	4		1			3	6	1
Torrez, sp								3
<b>Totals</b>	<b>39</b>	<b>4</b>	<b>13</b>	<b>4</b>	<b>2</b>	<b>8</b>	<b>27</b>	<b>9</b>

TEAM FIELDING RATING - 1    INFIELD RATING - 2    FLD'G PCT 1.00

2B Otis, Cowens, LaCock, Patek    3B Porter    SH Scott  
SB Wilson 3, Otis, Cowens 2, White

Kansas City	IP	H	R	ER	HR	BB	SO	BF
Leonard	8.0	10	2	2	1	1	6	34
Hrabosky	1.0	3	2	2		1	2	7
<b>Totals</b>	<b>9.0</b>	<b>13</b>	<b>4</b>	<b>4</b>	<b>1</b>	<b>2</b>	<b>8</b>	<b>41</b>

WP Leonard    WD Leonard

GAME 78	1	2	3	4	5	6	7	8	9	R	H	E	LOB
Kansas City	1	0	0	1	0	2	2	2	1	9	17	0	12
Boston	0	0	0	0	0	1	0	1	2	4	13	0	8

TEAM FIELDING RATING - 2    INFIELD RATING - 2    FLD'NG PCT 1.00

2B Burleson 2, Rice    HR Lynn (27)    DP Brohamer

Boston	IP	H	R	ER	HR	BB	SO	BF
Torrez	9.0	17	9	9		6	4	48
<b>Totals</b>	<b>9.0</b>	<b>17</b>	<b>9</b>	<b>9</b>	<b>0</b>	<b>6</b>	<b>4</b>	<b>48</b>

LP Torrez (8-7)



### Game 84: Boston (Stanley) at California (Barr)

The Red Sox explode for four (4) runs in the ninth inning to tie the game.  
 Boston leftfielder **Jim Rice** sacrifices **Jack Brohamer** home to take the lead in the 10th inning.  
 Boston reliever **Chuck Rainey** (MG-9,G) holds the Angels in the bottom of the tenth inning to secure the win.

Boston	AB	R	H	BI	BB	SO	PO	A
Burleson, ss	5	1	1				4	3
Brohamer, 2b	4	1	2	1	1		6	4
Lynn, cf	5		2				2	
Rice, lf	4	1	1	1			2	
Yastrzemski, dh	4					1		
Watson, 1b	4		3	1			5	1
Remy, pr		1						
Dwyer, 1b	1						3	
Hobson, 3b	4	1	1	1			1	3
Evans, rf	4	1	1	2			2	
Allenson, c	4					1	5	
Stanley, sp								2
Drago, rp								
Rainey, rp								1
<b>Totals</b>	<b>39</b>	<b>6</b>	<b>11</b>	<b>6</b>	<b>1</b>	<b>2</b>	<b>30</b>	<b>14</b>

TEAM FIELDING RATING - 2,3,2 INFIELD RATING - 2 FLD'G PCT .978

2B Lynn 3B Hobson HR Evans (12) SB Burleson RE Hobson  
 ER Burleson DP Rice, Allenson SH Rice, Yastrzemski

Boston	IP	H	R	ER	HR	BB	SO	BF
Stanley	7.1	9	4	4	1	2	4	32
Drago	0.2	1	1	1	1	1	1	3
Rainey	2.0	1				1		8
<b>Totals</b>	<b>10.0</b>	<b>11</b>	<b>5</b>	<b>5</b>	<b>2</b>	<b>3</b>	<b>5</b>	<b>43</b>

WP Rainey

GAME 84	1	2	3	4	5	6	7	8	9	10	R	H	E	LOB
Boston	0	0	0	0	0	0	0	1	4	1	6	11	1	5
California	1	1	0	0	0	0	2	1	0	0	5	11	2	5

California	AB	R	H	BI	BB	SO	PO	A
Miller, cf	5	2	3	2			1	
Lansford, 3b	5		1	1			1	2
Ford, rf	5		1			1	3	
Baylor, dh	5		2			1		
Aikens, 1b	4		1		1		9	
Downing, c	4	2	1	1	1	1	5	
Rudi, lf	4		1			2	6	
Anderson, ss	4						3	3
Thon, 2b	3	1	1	1	1		2	4
Barr, sp								3
Clear, rp								
Eddy, rp								
<b>Totals</b>	<b>39</b>	<b>5</b>	<b>11</b>	<b>5</b>	<b>3</b>	<b>5</b>	<b>30</b>	<b>12</b>

TEAM FIELDING RATING - 2 INFIELD RATING - 2 FLD'NG PCT .955

3B Miller HR Miller, Downing DP Ford 2 SH Rudi  
 RE Downing ER Anderson, Aikens

California	IP	H	R	ER	HR	BB	SO	BF
Barr	8.0	6	1	1	1	1	2	30
Clear	1.0	4	4	4	1			7
Eddy	1.0	1	1					5
<b>Totals</b>	<b>10.0</b>	<b>11</b>	<b>6</b>	<b>5</b>	<b>1</b>	<b>1</b>	<b>2</b>	<b>42</b>

LP Eddy



**Game 116: Minnesota (Redfern) at Boston (Eckersley)**

The Red Sox take the lead in the 4th inning and again in the 8th inning.  
Sox righthander closer **Bill Campbell** (MG-7) blows the save in epic fashion.

Twin secondbaseman **Rob Wilfong** (.313/.458/.352) launches a game winning Home Run in the top of the ninth inning.

Minnesota	AB	R	H	BI	BB	SO	PO	A
Powell, rf	5	2	3	2			2	
Wilfong, 2b	3	1	1	2	1		2	3
Landreaux, cf	5	1	2	1			1	
Goodwin, dh	5	1	1			2		
Adams, lf	5		2	2			1	
Cubbage, 3b	3				1	1		1
Smalley, ss	4						4	4
Wynegar, c	3		1		1	1	9	1
Castino, pr		1					8	
Borgmann, c								
Jackson.R, 1b	3	1	1					
Redfern, sp								
Serum, rp								3
Jackson.D, rp								1
Brett, rp								
<b>Totals</b>	<b>36</b>	<b>7</b>	<b>11</b>	<b>7</b>	<b>3</b>	<b>4</b>	<b>27</b>	<b>13</b>

TEAM FIELDING RATING - 2    INFIELD RATING - 2    FLD'G PCT 1.00

2B Powell, Goodwin, Adams    HR Wilfong    SH Wilfong  
HB Jackson.R

Minnesota	IP	H	R	ER	HR	BB	SO	BF
Redfern	0.2							2
Serum	3.1	6	3	3	1	1		15
Jackson.D	4.0	5	3	3		4	4	19
Brett	1.0							3
<b>Totals</b>	<b>9.0</b>	<b>11</b>	<b>6</b>	<b>6</b>	<b>1</b>	<b>5</b>	<b>4</b>	<b>39</b>

WP Jackson.D    PK Serum 2

GAME 116	1	2	3	4	5	6	7	8	9
Minnesota	1	0	0	0	0	1	0	1	4
Boston	0	0	0	3	0	0	0	3	0

Boston	AB	R	H	BI	BB	SO	PO	A
Burleson, ss	5						1	5
Fisk, c	5	1	1			1	7	
Lynn, cf	4	2	2	1			4	
Poquette, ph	1							
Rice, lf	4	1	3	2		1		1
Yastrzemski, 1b	1				2		5	
Dwyer, 1b	1	1	1				2	
Watson, dh	3	1	2		1			
Hobson, 3b	3			1	1		2	1
Brohamer, 2b	4		2	2			4	2
Evans, rf	3				1	2	2	
Eckersley, sp								1
Stanley, rp								
Campbell, rp								
<b>Totals</b>	<b>34</b>	<b>6</b>	<b>11</b>	<b>6</b>	<b>5</b>	<b>4</b>	<b>27</b>	<b>10</b>

TEAM FIELDING RATING - 2    INFIELD RATING - 2    FLD'NG PCT 1.00

2B Fisk    HR Rice (35)    CS Evans    DP Watson    PK Rice, Yastrzemski

Boston	IP	H	R	ER	HR	BB	SO	BF
Eckersley	6.0	4	2	2		2	4	24
Stanley	2.0	3	1	1		1		10
Campbell	1.0	4	4	4	1			7
<b>Totals</b>	<b>9.0</b>	<b>11</b>	<b>7</b>	<b>7</b>	<b>1</b>	<b>3</b>	<b>4</b>	<b>41</b>

LP Campbell    HB Stanley

R	H	E	LOB
7	11	0	6
6	11	0	4



### Game 160: Boston (Stanley) at Detroit (Morris)

The Red Sox knock Tiger starter **Jack Morris** (MG-13,Y,Z) out of the game early.  
 Red Sox middle reliever "**Win**" **Remmerswaal** (MG-2\*,X,W,G) could not quell Tiger bats .  
 This Titantic struggle featured 16 extra base hits, eight of which were Home Runs.

Boston	AB	R	H	BI	BB	SO	PO	A
Rice, lf	5	1	1	2			1	1
Sizemore, 2b	5					2	5	4
Lynn, cf	3	1	1				2	1
Poquette, cf	2	1	1	1				
Fisk, dh	5	1	3	2				
Evans, rf	4					1	1	
Hobson, 3b	4						1	
Papi, ss	3	2	2		1	1	2	4
Wolfe, 1b	2	3	2	4	1		6	1
Yastrzemski, 1b	1							1
O'Berry, c	4	1	1			2	5	
Stanley, sp								
Remmerswaal, rp								1
Drago, rp								1
<b>Totals</b>	<b>38</b>	<b>10</b>	<b>11</b>	<b>9</b>	<b>2</b>	<b>6</b>	<b>24</b>	<b>13</b>

TEAM FIELDING RATING - 3,2    INFIELD RATING - 3,2    FLD'G PCT 1.00

2B Lynn, Fisk 2, Papi 2    HR Rice (46), Poquette, Fisk, Wolfe 2

Boston	IP	H	R	ER	HR	BB	SO	BF
Stanley	2.0	5	2	2				9
Remmerswaal	5.1	11	10	10	3	7	4	32
Drago	0.2	1						3
<b>Totals</b>	<b>8.0</b>	<b>17</b>	<b>12</b>	<b>12</b>	<b>3</b>	<b>7</b>	<b>4</b>	<b>44</b>

LP Remmerswaal

GAME 160	1	2	3	4	5	6	7	8	9
Boston	0	0	1	0	2	1	6	0	0
Detroit	2	0	1	1	2	0	0	6	X

Detroit	AB	R	H	BI	BB	SO	PO	A
LeFlore, cf	5	2	2			1	4	
Brookens, 2b	4	1	1	1		2		
Gibson, lf	4	4	3	3	1		3	
Summers, rf	4	2	2	5	1		3	
Thompson, 1b	3	1	2	1	2		7	
Parrish, c	4	1	3	1	1		8	
Greene, dh	4		1		1			
Rodriguez, 3b	5		2	1		1	2	1
Trammell, ss	3	1	1		1			3
Morris, sp								3
Lopez, rp								
<b>Totals</b>	<b>36</b>	<b>12</b>	<b>17</b>	<b>12</b>	<b>7</b>	<b>4</b>	<b>27</b>	<b>7</b>

TEAM FIELDING RATING - 2    INFIELD RATING - 2    FLD'NG PCT 1.00

2B Gibson, Parrish 2    HR Gibson, Summers 2  
 SB LeFlore, Gibson, Thompson    DP Greene 2    SH Brookens

Detroit	IP	H	R	ER	HR	BB	SO	BF
Morris	6.1	9	9	9	4	2	4	30
Lopez	2.2	2	1	1	1		2	10
<b>Totals</b>	<b>9.0</b>	<b>11</b>	<b>10</b>	<b>10</b>	<b>5</b>	<b>2</b>	<b>6</b>	<b>40</b>

WP Lopez    WD Morris 3

R	H	E	LOB
10	11	0	2
12	17	0	8



## Boston Red Sox Pitching Staff at a Glance

	BG	MG	Q	R	W	X	Y	Z	ZZ	G	H	L	M	WP	HB	BK	FLD
Tom Burgmeier	B*	14	1											1		0	2
Dennis Eckersley	B	13	1											1			1
Dick Drago	C(B*)	5(13)	2											3		0	1
Chuck Rainey	C	9	3											2		0	2
Mike Torrez	C	8	1											2			1
Bob Stanley	C	7	2											0		0	2
Steve Renko	C	7	3											1		0	1
Bill Campbell	C*	7	3											3		0	2
Joel Finch	D	3(4)	4											3		0	2
Jim Wright	D	2(3)	1											0		0	1
Allen Ripley	D	3	4											3		0	1
John Tudor	D	2	3											0	0	0	1
Win Remmerswaal	D*	2	1											0		0	2

### 1979 Actual Standings

AL East	W	L	PCT	GB
Baltimore Orioles	102	57	.642	-
Milwaukee Brewers	95	66	.590	8.0
Boston Red Sox	91	69	.569	11.5
New York Yankees	89	71	.556	13.5
Detroit Tigers	85	76	.528	18.0
Cleveland Indians	81	80	.503	22.0
Toronto Blue Jays	53	109	.327	50.5

AL West	W	L	PCT	GB
California Angels	88	74	.543	-
Kansas City Royals	85	77	.525	3.0
Texas Rangers	83	79	.512	6.0
Minnesota Twins	82	80	.506	5.0
Chicago White Sox	73	87	.456	14.0
Seattle Mariners	67	95	.414	21.0
Oakland Athletics	54	108	.333	34.0

Total Replay Plate Appearances (both teams): 12,379 versus 12,304 actual

Days to Complete Replay: 86



All APBA cards are available for purchase from APBA Games, [apbagames.com](http://apbagames.com)