


# 1947



Warren Spahn, Buffalo Chargers



Johnny Mize, Fort Smith Rangers

# Introduction

Baseball broke the color line in 1947 with the rookie season for Jackie Robinson, taking the first base job for the Louisville Colonels and delivering a great season. St. Paul welcomed Larry Doby for a few games at the end of the year, but Robinson's performance was everything manager Mel Ott could have wanted.

Just as in 1946, Columbus and Fargo led their divisions for the whole season and locked horns in the championship series, and once again Cougar pitching was dominant, giving the club a 4 games to 1 series victory, the first back-to-back winners in league history.

The name of the game was offense in 1947. League ERA rose to the middle 4.00s, while home runs jumped above 400. Fort Smith's Johnny Mize demolished records for homers (21) and RBI (73), earning the MVP. Even so, the Big Cat's heroics weren't enough to lift Fort Smith above .500. Meanwhile, Phil Cavaretta won a second batting title, edging out Harry Walker in the last series of the season by less than .001.

There were also some outstanding pitching performances, particularly by Ewell Blackwell, Bob Feller and the entire Columbus rotation.

The clubs are all looking forward to 1948. Can Columbus repeat – again? Can Buffalo finally reach the Series? Can Omaha and St. Paul improve? (Hard to imagine they could not do better than their pitiful 1947 performances; the Saints fired Charlie Grimm at the end of the season, hiring former catcher Frank Hayes to replace him. Maybe it will change their luck. . .)

Walter  
February, 2025

# Table of Contents

Teams and Leaders	4
Final Standings	5
The Teams	
Buffalo Chargers	6
Columbus Cougars	7
Fargo Phantoms	8
Fort Smith Rangers	9
Indianapolis Aces	10
Louisville Colonels	11
Omaha Comets	12
Providence Grays	13
Raleigh Robins	14
St. Paul Saints	15
Two No-Hitters . . . On the Same Day!	16
Highlights	18
All-Star Game	20
Stars	21
Management Shakeup	22
Managers and Ballparks	23
The World Series: Columbus vs. Fargo	24
Teams	Back Cover

# Teams and Leaders

	G	AB	R	H	RBI	2B	3B	HR	BB	K	IBB	SB	CS	SAC	SF	HBP	DP	E	PB	BA	SA	OBP
LOUISVILLE COLONELS	62	2198	317	<b>652</b>	<b>298</b>	110	<b>26</b>	<b>50</b>	211	223	0	<b>22</b>	10	17	18	<b>10</b>	37	27	0	<b>.297</b>	<b>.439</b>	.361
RALEIGH ROBINS	62	2152	294	613	284	<b>111</b>	23	23	259	235	2	20	<b>13</b>	17	<b>33</b>	5	55	33	<b>2</b>	.285	.390	.363
COLUMBUS COUGARS	62	2144	303	608	295	96	19	36	250	209	1	5	3	16	22	8	51	23	0	.284	.396	.361
PROVIDENCE GRAYS	62	2160	349	603	322	107	23	50	282	266	1	10	7	16	27	4	52	23	<b>2</b>	.279	.419	.363
FARGO PHANTOMS	62	2086	<b>327</b>	575	314	106	32	40	<b>295</b>	<b>254</b>	<b>3</b>	10	6	21	25	5	<b>58</b>	19	1	.276	.415	<b>.367</b>
INDIANAPOLIS ACES	62	2156	256	569	244	101	24	41	228	<b>288</b>	1	11	7	17	17	1	52	25	0	.264	.390	.335
BUFFALO CHARGERS	62	2130	274	559	261	99	24	43	233	229	1	1	1	<b>28</b>	23	9	53	23	0	.262	.392	.338
FT. SMITH RANGERS	62	2078	293	539	290	104	22	53	262	298	1	1	5	20	18	6	55	19	0	.259	.407	.344
ST. PAUL SAINTS	62	2083	237	528	224	94	18	42	188	238	0	9	5	9	23	1	53	<b>29</b>	1	.253	.376	.316
OMAHA COMETS	62	2122	219	535	207	91	18	23	189	232	1	7	3	13	11	7	54	23	0	.252	.344	.315
<b>TOTALS</b>	<b>620</b>	<b>21309</b>	<b>2869</b>	<b>5781</b>	<b>2739</b>	<b>1019</b>	<b>229</b>	<b>401</b>	<b>2397</b>	<b>2472</b>	<b>11</b>	<b>96</b>	<b>60</b>	<b>174</b>	<b>217</b>	<b>56</b>	<b>520</b>	<b>244</b>	<b>6</b>	<b>.271</b>	<b>.397</b>	<b>.347</b>

	G	GS	CG	Sho	W	L	S	IP	H	R	ER	HR	BB	K	IBB	WP	BK	HB	ERA
COLUMBUS COUGARS	62	62	15	4	<b>42</b>	<b>20</b>	<b>23</b>	553.3	535	225	213	29	204	275	0	1	1	4	<b>3.46</b>
BUFFALO CHARGERS	62	62	<b>21</b>	<b>7</b>	33	29	9	559.0	473	231	225	28	233	<b>320</b>	<b>3</b>	2	0	4	3.62
FARGO PHANTOMS	62	62	17	4	39	23	19	551.7	558	260	249	44	224	269	0	1	0	5	4.06
INDIANAPOLIS ACES	62	62	9	2	25	37	12	554.0	544	281	268	39	249	204	1	4	0	7	4.35
LOUISVILLE COLONELS	62	62	16	7	36	26	19	555.0	568	274	268	44	192	258	0	<b>5</b>	0	4	4.35
PROVIDENCE GRAYS	62	62	12	3	36	26	19	<b>561.7</b>	612	300	288	<b>53</b>	252	202	<b>3</b>	4	0	5	4.61
RALEIGH ROBINS	62	62	10	0	27	35	16	552.0	579	316	299	34	270	195	0	3	1	<b>10</b>	4.88
ST. PAUL SAINTS	62	62	8	3	21	41	15	542.7	617	323	308	49	238	256	1	3	0	5	5.11
FT. SMITH RANGERS	62	62	11	7	31	31	18	546.7	638	323	312	39	<b>276</b>	217	2	2	1	7	5.14
OMAHA COMETS	62	62	11	2	20	<b>42</b>	9	543.3	<b>657</b>	<b>336</b>	<b>322</b>	42	259	276	1	2	0	5	5.33
<b>TOTALS</b>	<b>620</b>	<b>620</b>	<b>130</b>	<b>39</b>	<b>310</b>	<b>310</b>	<b>159</b>	<b>5519.3</b>	<b>5781</b>	<b>2869</b>	<b>2752</b>	<b>401</b>	<b>2397</b>	<b>2472</b>	<b>11</b>	<b>27</b>	<b>3</b>	<b>56</b>	<b>4.49</b>

<b>Batting Average</b>	Cavaretta, RAL .3702; H. Walker, LOU .3697; Pesky, RAL .354; Williams, FSM .351; Waitkus, BUF .343
<b>Slugging Average</b>	Mize, FSM .679; Williams, FSM .626; J. Gordon, PRO .567; Kiner, STP .557; Elliott, IND .527
<b>On Base Percentage</b>	Torgeson, FAR .479; Williams, FSM .476; H. Walker, LOU .466; Cavaretta, RAL .441; Pesky, RAL .428
<b>Sacrifices</b>	Dobson, LOU 8; Blackwell, BUF 7; Brecheen, FAR; Marchildon, BUF 7; Flores, FSM 6
<b>Sacrifice Flies</b>	Slaughter, RAL 7; Pesky, RAL 7; Spence, PRO 6; D. Walker, RAL 6
<b>Doubles</b>	Williams, FSM 24; J. DiMaggio, LOU 18; Kell, COL 16; Hatton, STP 16
<b>Triples</b>	Slaughter, RAL 8; Musial, PRO 7
<b>Home Runs</b>	Mize, FSM 21; Kiner, STP 15; J. Gordon, PRO 13; Elliott, IND 12
<b>Walks</b>	Williams, FSM 53; Reese, PRO 53; Torgeson, FAR 51; McQuinn, COL 44; Stanky, FSM 40
<b>Strikeouts</b>	Reese, PRO 43; Priddy, OMA 39; Seminick, FSM 36; Elliott, IND 35; D. DiMaggio, COL 34
<b>Runs</b>	Reese, PRO 61; Williams, FSM 60; J. Gordon, PRO 50; J. Robinson, LOU 50; Mize, FSM 48
<b>Hit By Pitch</b>	J. Robinson, LOU 7; Boudreau, COL 4
<b>RBI</b>	Mize, FSM 73; J. Gordon, PRO 60; Doerr, BUF 54; Musial, PRO 52; Slaughter, RAL 50
<b>Stolen Bases</b>	H. Walker, LOU 11; Stirnweiss, IND 7; J. Robinson, LOU 5; Valo, RAL 5; D. DiMaggio, COL 5
<b>Double Plays</b>	Doerr, BUF 13; Williams, FSM 10

<b>Winning Percentage</b>	Dobson, LOU (9-0, 1.000); Barrett, FAR (8-0, 1.000); Blackwell, BUF (9-2, .818); Newsom, COL (6-2, .750)
<b>ERA</b>	Spahn, BUF 2.41; Newsom, COL 2.48; Blackwell, BUF 2.83; Brecheen, FAR 3.16; Leonard, COL 3.18
<b>Innings Pitched</b>	Feller, FAR 126.7; Spahn, BUF 119.7; Branca, IND 116.7; Newhouser, COL 108.7; Blackwell, BUF 108.0
<b>Walks Allowed</b>	Higbe, PRO 58; Branca, IND 57; Marchildon, BUF 53; Feller, FAR 50; Hatten, FSM 44
<b>Strikeouts</b>	Blackwell, BUF 128; Feller, FAR 104; Newhouser, COL 90; Dobson, LOU 67; Page, OMA 65
<b>Complete Games</b>	Feller, FAR 9; Lopat, OMA 9; Hutchinson, LOU 8; Blackwell, BUF 7; Spahn, BUF 7
<b>Shutouts</b>	Blackwell, BUF 3; V. Lombardi, FSM 3; Papish, BUF 3
<b>Saves</b>	King, COL 11; J. Rigney, LOU 10; Page, OMA 9; Barney, FAR 9; Wensloff, STP 8

# Final Standings

## NORTHERN DIVISION

	W-L	Pct	GB	1H	2H
Fargo	39-23	.629	—	18-13	21-10
Providence	36-26	.581	3	15-16	21-10
Buffalo	33-29	.532	6	17-14	16-15
St. Paul	21-41	.339	18	9-22	12-19
Omaha	20-42	.323	19	11-20	9-22

## SOUTHERN DIVISION

	W-L	Pct	GB	1H	2H
Columbus	42-20	.677	—	20-11	22- 9
Louisville	36-26	.581	6	19-12	17-14
Fort Smith	31-31	.500	11	17-14	14-17
Raleigh	27-35	.435	15	15-16	12-19
Indianapolis	25-37	.403	17	14-17	11-20

## WORLD SERIES

Columbus defeated Fargo, 4 games to 1

## AWARDS

MVP:	Johnny Mize, Fort Smith
Cy Young:	Warren Spahn, Columbus
Fireman:	Clyde King, Columbus
ROY:	Jackie Robinson, Louisville

# Buffalo Chargers



They spent all season chasing Fargo for the division lead, trailing by only one game at the All-Star Break, but fading during the second half to finish in third place as Providence zoomed past. It was – from the statistical point of view – a fine season; Whitey Kurowski was excellent (10 homers, .324) as was Bobby Doerr (7 HR, 31 BB, 54 RBI, .307). Dale Mitchell hit .297 from the leadoff spot, and Eddie Waitkus hit .343 as the starting first baseman.

But the real stars were the pitchers. Ewell Blackwell led the league with 128 strikeouts in 108 innings, and posted a 9-2 record with a 2.83 ERA. Warren Spahn went 9-4 with a 2.41 ERA, best in the league. Each pitcher had seven complete games, as the bullpen was less than stellar.

The core of the team remains for 1948; the question is whether they are good enough to go the distance.

	G	AB	R	H	RBI	2B	3B	HR	BB	K	IBB	SB	CS	SAC	SF	HBP	DP	E	PB	BA	SA	OBP
Adams, Bobby	11	24	4	10	8	1	0	2	0	1	0	0	0	0	0	0	0	0	0	.417	.708	.417
Baker, Floyd	13	17	4	5	0	2	0	0	1	2	0	0	0	0	0	0	0	0	0	.294	.412	.333
Doerr, Bobby	60	225	35	69	54	11	6	7	31	18	1	0	0	0	5	0	13	3	0	.307	.502	.391
Fain, Ferris	19	47	11	13	7	3	0	0	11	1	0	0	0	0	2	0	1	0	0	.277	.340	.414
Galan, Augie	31	92	12	28	13	5	1	1	25	3	0	0	0	0	0	0	1	1	0	.304	.413	.453
Guerra, Mike	16	54	6	11	7	1	0	0	8	9	0	0	0	0	2	0	2	0	0	.204	.222	.306
Jones, Willy	4	5	1	0	0	0	0	0	2	1	0	0	0	0	0	0	0	0	0	.000	.000	.286
Kolloway, Don	12	12	1	3	2	2	0	0	0	2	0	0	0	0	0	0	0	0	0	.250	.417	.250
Kurowski, Whitey	61	244	43	79	31	12	3	10	39	25	0	0	0	0	3	9	2	0	0	.324	.520	.423
Lockman, Whitey	0	0	0	0	0	0	0	0	0	0	0	0	0	0	0	0	0	0	0	.000	.000	.000
Lukon, Ed	16	42	6	8	9	1	0	3	13	9	0	0	0	0	1	0	1	1	0	.190	.429	.382
McCormick, Mike	23	85	9	18	7	0	2	0	3	7	0	0	0	1	0	0	2	1	0	.212	.259	.239
Metkovich, George	26	100	13	28	6	7	4	0	4	15	0	0	1	0	0	0	0	2	0	.280	.430	.308
Miller, Eddie	61	230	24	53	30	14	3	7	21	30	0	0	0	0	1	2	6	5	0	.230	.409	.300
Mitchell, Dale	52	232	33	69	23	12	2	1	12	10	0	0	0	0	3	0	3	2	0	.297	.379	.332
Mullin, Pat	47	169	18	31	29	13	0	7	30	30	0	0	0	0	2	0	2	3	0	.183	.385	.307
Salkeld, Bill	6	23	0	5	0	0	0	0	1	6	0	0	0	0	0	0	2	0	0	.217	.217	.250
Sisler, Dick	4	12	0	1	1	0	0	0	0	1	0	0	0	0	0	0	0	0	0	.083	.083	.083
Tebbetts, Birdie	41	145	14	34	10	3	0	2	9	6	0	0	0	0	4	1	4	1	0	.234	.297	.284
Waitkus, Eddie	51	216	27	74	19	11	2	1	11	11	0	1	0	0	3	3	4	0	0	.343	.426	.383
Blackwell, Ewell	13	38	1	2	1	0	0	0	0	7	0	0	0	7	0	0	0	0	0	.053	.053	.053
Christopher, Russ	12	0	0	0	0	0	0	0	0	0	0	0	0	0	0	0	0	0	0	.000	.000	.000
Donnelly, Blix	13	8	0	1	0	0	0	0	0	2	0	0	0	4	0	0	2	0	0	.125	.125	.125
Hartung, Clint	11	25	3	6	4	1	0	2	0	10	0	0	0	0	0	0	0	0	0	.240	.520	.240
Marchildon, Phil	14	28	2	3	0	0	0	0	2	4	0	0	0	7	0	0	1	0	0	.107	.107	.167
Papish, Frank	11	21	1	1	0	0	0	0	3	8	0	0	0	5	0	0	0	1	0	.048	.048	.167
Pollet, Howie	6	2	0	1	0	0	0	0	0	0	0	0	0	0	0	0	0	0	0	.500	.500	.500
Scarborough, Ray	19	0	0	0	0	0	0	0	0	0	0	0	0	0	0	0	0	1	0	.000	.000	.000
Sewell, Rip	11	0	0	0	0	0	0	0	0	0	0	0	0	0	0	0	0	0	0	.000	.000	.000
Spahn, Warren	14	34	6	6	0	0	1	0	7	11	0	0	0	4	0	0	0	0	0	.176	.235	.317

	G	GS	CG	ShO	W	L	S	IP	H	R	ER	HR	BB	K	IBB	WP	BK	HB	ERA
Blackwell, Ewell	13	13	7	3	9	2	0	108.0	75	35	34	4	38	128	0	0	0	0	2.83
Christopher, Russ	12	0	0	0	1	3	0	15.0	16	5	5	1	6	3	0	0	0	0	3.00
Donnelly, Blix	13	4	1	0	1	0	1	42.3	35	11	11	1	15	10	0	0	0	1	2.34
Hartung, Clint	11	7	0	0	2	4	0	52.0	64	37	36	3	31	16	0	0	0	0	6.23
Marchildon, Phil	14	14	2	0	4	6	0	95.3	98	52	50	8	53	40	0	0	0	1	4.72
Papish, Frank	11	10	4	3	4	4	0	73.0	70	33	32	1	38	46	1	1	0	0	3.95
Pollet, Howie	6	0	0	0	0	0	0	12.7	5	2	2	0	7	7	0	0	0	0	1.42
Scarborough, Ray	19	0	0	0	2	4	1	30.3	22	14	14	3	13	15	0	1	0	1	4.15
Sewell, Rip	11	0	0	0	1	2	7	10.7	15	9	9	2	4	2	1	0	0	0	7.59
Spahn, Warren	14	14	7	1	9	4	0	119.7	73	33	32	5	28	53	1	0	0	1	2.41

# Columbus Cougars



No team had been to more than one World Series until 1947, but this year the same two opponents faced off as in 1946: Columbus and Fargo. Columbus once again had excellent pitching, led by old veteran Dutch Leonard (8-3, 2.60) and Prince Hal Newhouser (7-4, 3.23). Johnny Sain won 7 games and started the All-Star Game, but fell off in the second half. Bobo Newsom (6-2, 2.48) was among the league leaders in ERA. Clyde King (11 saves, 0.73 ERA) was excellent in relief, with a good supporting cast. It was the best staff in the league.

The batting order didn't have a lot of power, but player-manager Lou Boudreau (5 HR, .309, 36 walks) and George Kell (.329, 16 doubles) got on base regularly. Dom DiMaggio (.361 OBP, 5 steals) was also active on the basepaths. The team outscored its opponents by 80 runs, winning the second most games in league history.

	G	AB	R	H	RBI	2B	3B	HR	BB	K	IBB	SB	CS	SAC	SF	HBP	DP	E	PB	BA	SA	OBP
Boudreau, Lou	62	233	41	72	37	15	2	5	36	12	1	0	0	0	4	4	4	1	0	.309	.455	.410
Coan, Gil	4	18	5	10	5	1	2	0	2	0	0	0	0	0	0	0	2	0	0	.556	.833	.600
Cramer, Doc	9	26	0	9	3	0	0	0	0	0	0	0	0	0	0	0	3	0	0	.346	.346	.346
DiMaggio, Dom	53	217	34	58	22	4	3	4	31	34	0	5	1	1	2	1	1	0	0	.267	.369	.361
Dusak, Erv	9	16	1	5	1	0	0	0	5	1	0	0	0	0	0	0	0	0	0	.313	.313	.476
Johnson, Bill	17	18	2	5	2	0	1	1	1	4	0	0	0	0	1	0	0	0	0	.278	.556	.316
Johnson, Pep	39	149	15	29	15	7	0	1	9	24	0	0	0	1	0	0	1	7	0	.195	.262	.241
Kell, George	61	258	45	85	36	16	4	3	21	11	0	0	1	0	2	1	4	1	0	.329	.457	.382
Lewis, Buddy	37	90	15	24	13	6	1	2	11	5	0	0	1	0	2	0	1	0	0	.267	.422	.347
Lowrey, Peanuts	36	102	8	26	13	4	0	1	5	7	0	0	0	0	0	0	3	2	0	.255	.324	.290
Marshall, Willard	44	146	15	43	35	4	0	8	19	15	0	0	0	0	2	0	3	2	0	.295	.486	.376
McCosky, Barney	40	117	21	41	18	4	3	1	15	10	0	0	0	0	2	0	3	0	0	.350	.462	.424
McQuinn, George	62	237	45	70	34	11	3	5	44	30	0	0	0	0	2	0	6	1	0	.295	.430	.406
Peck, Hal	15	37	6	16	18	4	0	1	4	2	0	0	0	0	2	0	2	0	0	.432	.622	.488
Robinson, Aaron	28	102	12	28	16	5	0	2	16	6	0	0	0	0	1	0	3	0	0	.275	.382	.373
Rosar, Buddy	35	129	14	29	11	3	0	2	13	6	0	0	0	0	1	1	5	2	0	.225	.295	.301
Sauer, Hank	0	0	0	0	0	0	0	0	0	0	0	0	0	0	0	0	0	0	0	.000	.000	.000
Zientara, Benny	23	83	6	14	3	3	0	0	11	8	0	0	0	0	0	0	2	3	0	.169	.205	.266

Bevens, Bill	1	0	0	0	0	0	0	0	0	0	0	0	0	0	0	0	0	0	0	.000	.000	.000
Casey, Hugh	13	0	0	0	0	0	0	0	0	0	0	0	0	0	0	0	0	0	0	.000	.000	.000
Chandler, Spud	7	16	1	5	1	2	0	0	2	3	0	0	0	0	0	0	1	1	0	.313	.438	.389
Jurisich, Al	9	0	0	0	0	0	0	0	0	0	0	0	0	1	0	0	0	0	0	.000	.000	.000
King, Clyde	13	0	0	0	0	0	0	0	0	0	0	0	0	0	0	0	0	0	0	.000	.000	.000
Koslo, Dave	5	11	3	2	1	0	0	0	2	7	0	0	0	0	0	0	0	0	0	.182	.182	.308
Lanfranconi, Walt	11	1	0	0	0	0	0	0	0	0	0	0	0	0	0	0	0	0	0	.000	.000	.000
Leonard, Dutch	12	36	5	7	1	0	0	0	1	8	0	0	0	2	0	1	2	1	0	.194	.194	.237
Murphy, Johnny	14	0	0	0	0	0	0	0	0	0	0	0	0	0	0	0	0	0	0	.000	.000	.000
Newhouser, Hal	14	39	3	6	2	0	0	0	0	7	0	0	0	5	0	0	2	1	0	.154	.154	.154
Newsom, Bobo	11	25	2	5	2	3	0	0	1	8	0	0	0	4	0	0	1	1	0	.200	.320	.231
Sain, Johnny	14	38	4	19	6	4	0	0	1	1	0	0	0	2	1	0	2	0	0	.500	.605	.513
Taylor, Hank	13	0	0	0	0	0	0	0	0	0	0	0	0	0	0	0	0	0	0	.000	.000	.000

	G	GS	CG	ShO	W	L	S	IP	H	R	ER	HR	BB	K	IBB	WP	BK	HB	ERA
Bevens, Bill	1	0	0	0	0	0	0	2.0	2	1	1	0	0	2	0	0	0	0	4.50
Casey, Hugh	13	0	0	0	1	0	2	17.7	15	7	7	2	6	8	0	0	0	0	3.57
Chandler, Spud	7	6	0	0	2	3	0	42.0	48	24	21	1	13	22	0	0	1	0	4.50
Jurisich, Al	9	0	0	0	0	0	3	10.3	7	4	3	2	9	3	0	0	0	0	2.61
King, Clyde	13	0	0	0	1	0	11	12.3	3	1	1	0	5	3	0	0	0	0	0.73
Koslo, Dave	5	5	0	0	4	1	0	25.0	35	21	21	1	16	14	0	0	0	0	7.56
Lanfranconi, Walt	11	0	0	0	0	1	1	15.0	15	12	11	3	8	4	0	0	0	0	6.60
Leonard, Dutch	12	12	5	0	8	3	0	96.3	78	34	30	6	26	34	0	0	0	0	2.80
Murphy, Johnny	14	0	0	0	3	1	4	18.7	17	5	5	0	8	4	0	0	0	0	2.41
Newhouser, Hal	14	14	4	1	7	4	0	108.7	102	42	39	4	39	90	0	0	0	1	3.23
Newsom, Bobo	11	11	2	2	6	2	0	80.0	77	22	22	2	25	43	0	1	0	0	2.48
Sain, Johnny	14	14	4	1	8	5	0	101.7	106	47	47	6	37	42	0	0	0	3	4.16
Taylor, Hank	13	0	0	0	1	1	1	15.7	18	5	5	2	5	2	0	0	0	0	2.87

# Fargo Phantoms



A second pennant, a second disappointment in the World Series. Fargo had another solid year after being at the bottom of the division for three seasons, getting another solid year from Bob Feller (9-4, 2.56, 104 strikeouts) and Harry Brecheen (8-3, 2.78). Bill Nicholson led the team with 11 homers and a .292/.615/.391 slash line; Earl Torgeson walked 51 times (.319/.494/.479, leading the league in OBP); Walt Evers hit .305, Ken Keltner .291, Phil Rizzuto .295, and Pete Reiser .284. But in the World Series they always seemed one hit short and the bullpen failed (though Rex Barney was perfect during the regular season with an 0.00 ERA and 9 saves).

They'll go at it again in 1948 with a patched-up bullpen, but the regulars in the lineup will largely be the same. Is it enough to get them to the Series again?

	G	AB	R	H	RBI	2B	3B	HR	BB	K	IBB	SB	CS	SAC	SF	HBP	DP	E	PB	BA	SA	OBP
Bloodworth, Jimmy	33	117	13	31	13	7	0	1	7	11	0	0	0	0	0	0	5	3	0	.265	.350	.306
Diering, Jim	9	3	1	0	0	0	0	0	0	0	0	0	1	0	0	0	0	0	0	.000	.000	.000
Evers, Walt	46	174	32	53	37	10	2	5	21	23	1	1	2	0	2	1	6	0	0	.305	.471	.383
Gordon, Sid	44	140	22	34	17	5	3	2	17	13	0	0	0	0	1	0	6	3	0	.243	.364	.325
Greenberg, Hank	28	55	6	15	8	1	0	3	18	6	0	0	0	0	0	0	2	1	0	.273	.455	.452
Hegan, Jim	48	156	15	37	16	5	3	1	27	25	0	0	0	1	4	0	2	0	0	.237	.327	.350
Keller, Charlie	18	57	14	19	19	4	2	6	19	5	0	0	0	0	0	0	3	2	0	.333	.789	.500
Keltner, Ken	62	254	37	74	48	14	6	3	26	25	0	0	0	0	4	0	3	2	0	.291	.429	.357
Medwick, Joe	14	43	4	12	4	5	0	0	2	3	0	0	0	0	0	0	4	1	0	.279	.395	.311
Miksis, Ed	7	8	0	1	0	0	0	0	1	2	0	0	0	0	0	0	1	0	0	.125	.125	.222
Nicholson, Bill	43	130	21	38	33	7	1	11	21	17	0	0	0	0	2	0	1	3	0	.292	.615	.391
Reiser, Pete	44	176	36	50	18	10	2	2	26	25	0	2	2	0	1	1	5	0	0	.284	.398	.379
Rizzuto, Phil	61	258	44	76	27	12	4	0	23	17	1	4	0	0	5	3	5	1	0	.295	.372	.359
Seerey, Pat	7	14	1	3	2	0	0	0	2	3	0	0	0	0	1	0	2	0	0	.214	.214	.313
Sturgeon, Bobby	33	126	13	27	18	7	3	1	8	12	0	0	0	0	2	0	2	1	0	.214	.341	.261
Torgeson, Earl	49	166	44	53	37	8	3	5	51	28	1	2	1	0	3	0	4	2	0	.319	.494	.479
Tresh, Mike	15	50	6	14	4	3	0	0	6	4	0	0	0	0	0	0	2	0	1	.280	.340	.357
Vaughan, Arky	17	22	4	8	0	3	2	0	4	2	0	1	0	0	0	0	2	0	0	.364	.682	.462

Barney, Rex	9	0	0	0	0	0	0	0	0	0	0	0	0	0	0	0	0	0	0	.000	.000	.000
Barrett, Red	12	23	0	3	0	3	0	0	1	3	0	0	0	1	0	0	1	0	0	.130	.261	.167
Brecheen, Harry	11	25	7	11	2	0	1	0	3	5	0	0	0	7	0	0	0	0	0	.440	.520	.500
Coleman, Joe	12	0	0	0	0	0	0	0	0	0	0	0	0	1	0	0	0	0	0	.000	.000	.000
Feller, Bob	15	37	3	3	3	0	0	0	6	16	0	0	0	5	0	0	0	0	0	.081	.081	.209
Gettel, Al	8	22	4	12	7	2	0	0	2	0	0	0	0	0	0	0	2	0	0	.545	.636	.583
Haefner, Mickey	11	1	0	0	0	0	0	0	0	1	0	0	0	0	0	0	0	0	0	.000	.000	.000
Hughson, Tex	8	11	0	1	1	1	0	0	4	5	0	0	0	2	0	0	0	0	0	.091	.182	.333
Maltzberger, Gordon	11	0	0	0	0	0	0	0	0	0	0	0	0	0	0	0	0	0	0	.000	.000	.000
Moulder, Glenn	13	0	0	0	0	0	0	0	0	0	0	0	0	0	0	0	0	0	0	.000	.000	.000
Peterson, Kent	12	0	0	0	0	0	0	0	0	0	0	0	0	0	0	0	0	0	0	.000	.000	.000
Roe, Preacher	7	1	0	0	0	0	0	0	0	0	0	0	0	0	0	0	0	0	0	.000	.000	.000
Zoldak, Sam	7	19	0	0	0	0	0	0	0	3	0	0	0	4	0	0	0	0	0	.000	.000	.000

	G	GS	CG	ShO	W	L	S	IP	H	R	ER	HR	BB	K	IBB	WP	BK	HB	ERA
Barney, Rex	9	0	0	0	0	0	9	10.3	2	0	0	0	5	6	0	0	0	0	0.00
Barrett, Red	12	12	0	0	3	8	0	68.7	97	62	60	17	31	20	0	0	0	0	7.86
Brecheen, Harry	11	11	5	2	8	3	0	87.3	77	28	27	3	29	26	0	0	0	1	2.78
Coleman, Joe	12	0	0	0	1	0	4	20.0	25	10	10	3	3	10	0	0	0	0	4.50
Feller, Bob	15	15	9	1	9	4	0	126.7	91	37	36	4	50	104	0	0	0	2	2.56
Gettel, Al	8	8	1	0	4	2	0	52.3	73	35	34	4	24	27	0	1	0	0	5.85
Haefner, Mickey	11	0	0	0	2	0	1	19.3	22	8	8	0	7	12	0	0	0	1	3.72
Hughson, Tex	8	8	0	0	2	2	0	52.0	59	24	21	3	25	34	0	0	0	1	3.63
Maltzberger, Gordon	11	0	0	0	1	0	2	14.0	18	7	7	2	1	2	0	0	0	0	4.50
Moulder, Glenn	13	0	0	0	2	2	0	18.3	19	10	10	0	10	5	0	0	0	0	4.91
Peterson, Kent	12	0	0	0	2	0	2	16.7	7	2	2	1	7	5	0	0	0	0	1.08
Roe, Preacher	7	1	0	0	0	0	1	15.0	17	10	10	2	10	5	0	0	0	0	6.00
Zoldak, Sam	7	7	2	1	5	2	0	51.0	51	27	24	5	22	13	0	0	0	0	4.24



# Fort Smith Rangers



Fort Smith put a powerful lineup on the field in 1947, led by Ted Williams (.351/.626/.476, 11 homers, 24 doubles, 53 walks) and Johnny Mize (.338/.679/.424, 21 homers, 73 RBI, smashing all existing power records). Vern Stephens hit .311 as the number five hitter, driving in 35. But the surrounding cast didn't hit very much, and the pitching was near the bottom of the league despite good performances by Joe Hatten (9-4) and Vic Lombardi (6-3). Only the big bats got them to a .500 record, as the offense was simply deficient.

The 1948 draft will help to improve both the starting rotation and the bullpen, but the question remains whether there's enough offense to support the strong core and get them to playoff contention for the first time since 1943. It's a tough division.

	G	AB	R	H	RBI	2B	3B	HR	BB	K	IBB	SB	CS	SAC	SF	HBP	DP	E	PB	BA	SA	OBP
Adams, Buster	12	29	3	4	5	0	0	1	0	4	0	0	0	0	0	0	0	0	0	.138	.241	.138
Edwards, Hank	35	131	20	31	19	5	0	5	10	27	0	0	0	0	2	1	3	0	0	.237	.389	.296
Hack, Stan	24	79	11	22	8	3	2	0	15	8	0	0	0	0	0	0	0	1	0	.278	.367	.394
Handley, Lee	0	0	0	0	0	0	0	0	0	0	0	0	0	0	0	0	0	0	0	.000	.000	.000
McCullough, Clyde	19	54	7	16	11	6	1	0	8	4	0	0	0	0	2	1	2	1	0	.296	.444	.397
Mize, Johnny	62	234	48	79	73	9	4	21	34	27	0	0	0	0	2	1	7	5	0	.338	.679	.424
Northey, Ron	39	105	13	29	30	5	1	5	14	14	0	0	0	0	1	0	0	0	0	.276	.486	.361
Philly, Dave	46	167	19	30	8	4	3	0	9	21	0	0	2	0	0	0	5	2	0	.180	.240	.222
Robertson, Sherry	23	32	1	5	0	1	0	0	4	9	0	0	0	0	0	0	1	0	0	.156	.188	.250
Seminick, Andy	40	132	16	28	12	9	1	5	24	36	0	0	0	0	0	2	6	0	0	.212	.409	.342
Sisti, Sibby	9	18	3	7	1	0	0	0	1	1	0	1	1	1	0	0	0	0	0	.389	.389	.421
Stanky, Eddie	59	231	35	55	20	12	3	1	40	29	0	0	0	0	3	0	7	0	0	.238	.329	.351
Stephens, Vern	62	238	25	74	35	12	0	4	22	20	1	0	2	1	4	0	1	3	0	.311	.412	.369
Swift, Bob	11	30	0	6	2	1	0	0	3	2	0	0	0	0	0	0	1	0	0	.200	.233	.273
Williams, Ted	62	222	60	78	41	24	2	11	53	29	0	0	0	0	2	0	10	2	0	.351	.626	.476
Yost, Eddie	40	140	11	31	4	6	1	0	9	29	0	0	0	0	0	0	6	2	0	.221	.279	.268
Zarilla, Al	33	101	7	16	7	2	1	0	3	13	0	0	0	0	2	1	2	1	0	.158	.198	.190

Brazle, Al	17	15	0	4	1	0	0	0	0	1	0	0	0	1	0	0	0	0	0	.267	.267	.267
Fannin, Cliff	17	17	0	4	2	2	0	0	0	2	0	0	0	4	0	0	1	1	0	.235	.353	.235
Flores, Jesse	8	12	2	2	1	0	0	0	2	2	0	0	0	6	0	0	0	0	0	.167	.167	.286
Gorsica, Johnny	16	0	0	0	0	0	0	0	0	0	0	0	0	0	0	0	0	0	0	.000	.000	.000
Gumbert, Harry	18	1	0	0	0	0	0	0	0	0	0	0	0	0	0	0	0	0	0	.000	.000	.000
Hatten, Joe	13	29	3	4	0	0	0	0	2	9	0	0	0	4	0	0	0	1	0	.138	.138	.194
Jones, Sheldon	10	5	0	2	2	0	0	0	0	0	0	0	0	0	0	0	0	0	0	.400	.400	.400
Klinger, Bob	6	0	0	0	0	0	0	0	0	0	0	0	0	0	0	0	0	0	0	.000	.000	.000
Lemon, Bob	13	16	4	5	2	1	3	0	2	1	0	0	0	0	0	0	0	0	0	.313	.750	.389
Lombardi, Vic	17	23	2	6	6	2	0	0	2	4	0	0	0	2	0	0	1	0	0	.261	.348	.320
Mauney, Dick	6	0	0	0	0	0	0	0	0	0	0	0	0	0	0	0	0	0	0	.000	.000	.000
Meers, Russ	12	0	0	0	0	0	0	0	0	0	0	0	0	0	0	0	0	0	0	.000	.000	.000
Potter, Nelson	9	6	3	0	0	0	0	0	5	2	0	0	0	1	0	0	1	0	0	.000	.000	.455
Queen, Mel	6	11	0	1	0	0	0	0	0	4	0	0	0	0	0	0	1	0	0	.091	.091	.091

	G	GS	CG	ShO	W	L	S	IP	H	R	ER	HR	BB	K	IBB	WP	BK	HB	ERA
Brazle, Al	17	8	1	1	1	5	2	52.3	85	44	43	2	18	21	0	1	0	0	7.39
Fannin, Cliff	17	8	1	1	4	7	5	60.7	76	34	33	5	34	35	0	0	0	0	4.90
Flores, Jesse	8	8	1	1	3	2	0	50.3	59	26	26	2	27	14	0	0	0	0	4.65
Gorsica, Johnny	16	0	0	0	0	0	2	22.0	20	9	9	2	12	6	0	0	0	0	3.68
Gumbert, Harry	18	0	0	0	2	0	1	26.7	43	22	20	1	20	12	1	0	0	0	6.75
Hatten, Joe	13	13	2	1	9	4	0	91.7	89	43	43	2	44	27	0	0	0	1	4.22
Jones, Sheldon	10	2	0	0	0	1	3	22.3	27	10	10	1	8	6	0	0	0	0	4.03
Klinger, Bob	6	0	0	0	0	0	0	10.0	11	8	8	1	7	3	0	0	0	1	7.20
Lemon, Bob	13	6	0	0	1	5	3	43.7	68	42	41	4	32	23	0	0	0	1	8.45
Lombardi, Vic	17	8	4	3	6	3	1	77.3	56	29	28	6	29	30	1	0	1	1	3.26
Mauney, Dick	6	0	0	0	0	0	0	6.0	8	2	2	0	0	0	0	0	0	0	3.00
Meers, Russ	12	0	0	0	0	0	1	16.3	9	6	6	1	12	7	0	0	0	2	3.31
Potter, Nelson	9	4	2	0	2	2	0	36.3	48	22	21	5	8	18	0	0	0	0	5.20
Queen, Mel	6	5	0	0	3	2	0	31.0	39	26	22	7	25	15	0	1	0	1	6.39

# Indianapolis Aces



It was a tough year for Indianapolis, particularly in the second half, when the team went 11-20 and plummeted to last place with a 25-37 overall record. Snuffy Stirnweiss (.314/.440/.407, 7 steals, 30 walks) was excellent in the leadoff position, with Bob Elliott (.297/.527/.389, 12 homers) behind him; Frank McCormick hit .336 in part-time duty, and Carl Furillo turned in an excellent .297/.527/.389 slash line. But the pitching was lacking. Ralph Branca went 6-6, Dick Fowler only 4-4 (and left for Louisville in the off-season); veteran lefty Johnny Vander Meer slipped to 3-8. They didn't score enough runs, and simply gave up too many. There are great hopes for 1948, especially with their rookie catching sensation Roy Campanella; but a lot of things have to improve for the club to reach .500. The fans long for 1945, but that was a perfect storm.

	G	AB	R	H	RBI	2B	3B	HR	BB	K	IBB	SB	CS	SAC	SF	HBP	DP	E	PB	BA	SA	OBP
Early, Jake	26	88	14	23	15	2	1	4	15	14	0	0	0	1	0	0	2	0	0	.261	.443	.369
Elliott, Bob	62	239	42	71	38	15	2	12	36	35	0	0	0	0	0	0	3	4	0	.297	.527	.389
Furillo, Carl	47	188	23	57	32	12	4	4	20	15	0	0	2	0	3	0	4	1	0	.303	.473	.370
Henrich, Tommy	43	130	12	34	18	13	6	1	18	22	0	1	0	0	2	0	1	3	0	.262	.477	.351
Holmes, Tommy	62	247	27	65	30	10	1	5	22	11	1	0	0	0	1	1	9	3	0	.263	.372	.326
Houk, Ralph	5	17	1	5	1	0	0	0	3	2	0	0	0	0	0	0	0	0	0	.294	.294	.400
Livingston, Mickey	10	35	2	3	0	1	0	0	2	11	0	0	0	0	0	0	0	0	0	.086	.114	.135
Lopez, Al	22	82	10	32	10	1	0	0	7	5	0	0	0	0	0	0	0	0	0	.390	.402	.438
Marion, Marty	62	234	22	53	26	4	4	3	20	33	0	1	0	1	3	0	9	1	0	.226	.316	.287
McCormick, Frank	37	143	12	48	10	11	1	0	9	8	0	0	0	0	0	0	6	2	0	.336	.427	.375
Mele, Sam	19	43	4	12	5	2	0	1	6	7	0	0	0	0	0	0	1	3	0	.279	.395	.367
Michaels, Cass	28	62	3	11	6	4	1	1	4	7	0	2	0	0	0	0	2	0	0	.177	.323	.227
Newsome, Skeeter	8	25	6	6	1	0	2	0	5	2	0	0	1	0	0	0	0	0	0	.240	.400	.367
Pafko, Andy	44	170	21	46	13	8	0	3	14	15	0	0	1	0	0	0	5	2	0	.271	.371	.326
Stirnweiss, Snuffy	50	191	38	60	18	5	2	5	30	27	0	7	3	1	4	0	0	2	0	.314	.440	.407
Wertz, Vic	23	31	1	7	7	3	0	1	5	4	0	0	0	0	1	0	4	0	0	.226	.419	.333
Wright, Taffy	15	17	4	3	1	0	0	0	3	1	0	0	0	0	1	0	0	0	0	.176	.176	.300
York, Rudy	25	75	5	15	8	7	0	1	4	12	0	0	0	0	0	0	3	1	0	.200	.333	.241
Branca, Ralph	15	34	2	1	2	0	0	0	1	19	0	0	0	8	2	0	0	0	0	.029	.029	.057
Chipman, Bob	15	1	0	0	0	0	0	0	0	1	0	0	0	0	0	0	0	0	0	.000	.000	.000
Embree, Red	8	18	1	4	0	0	0	0	0	4	0	0	0	1	0	0	1	0	0	.222	.222	.222
Erautt, Ed	7	0	0	0	0	0	0	0	0	0	0	0	0	0	0	0	0	0	0	.000	.000	.000
Erickson, Paul	8	11	2	5	2	1	0	0	0	4	0	0	0	0	0	0	1	0	0	.455	.545	.455
Fowler, Dick	11	29	1	1	0	0	0	0	0	10	0	0	0	2	0	0	0	1	0	.034	.034	.034
Harris, Mickey	10	0	0	0	0	0	0	0	1	0	0	0	0	0	0	0	0	0	0	.000	.000	.000
Hearn, Jim	19	23	0	5	0	2	0	0	0	8	0	0	0	1	0	0	1	1	0	.217	.304	.217
Meyer, Russ	12	0	0	0	0	0	0	0	0	0	0	0	0	0	0	0	0	0	0	.000	.000	.000
Schanz, Charlie	16	0	0	0	0	0	0	0	0	0	0	0	0	0	0	0	0	0	0	.000	.000	.000
Shoun, Clyde	16	0	0	0	0	0	0	0	0	0	0	0	0	0	0	0	0	0	0	.000	.000	.000
Trucks, Virgil	5	1	0	0	0	0	0	0	0	0	0	0	0	0	0	0	0	0	0	.000	.000	.000
Vander Meer, John	12	23	3	2	1	0	0	0	3	11	0	0	0	2	0	0	0	1	0	.087	.087	.192

	G	GS	CG	ShO	W	L	S	IP	H	R	ER	HR	BB	K	IBB	WP	BK	HB	ERA
Branca, Ralph	15	15	4	1	6	6	0	116.7	89	49	46	6	57	51	0	1	0	2	3.55
Chipman, Bob	15	0	0	0	2	2	2	16.0	15	8	8	1	13	9	1	1	0	0	4.50
Embree, Red	8	7	1	0	2	3	0	51.7	46	25	25	1	23	13	0	2	0	0	4.35
Erautt, Ed	7	0	0	0	0	0	0	8.0	10	6	6	1	7	2	0	0	0	0	6.75
Erickson, Paul	8	5	0	0	2	3	0	31.0	43	25	24	5	15	18	0	0	0	0	6.97
Fowler, Dick	11	11	1	0	4	4	0	76.3	75	41	38	7	32	18	0	0	0	1	4.48
Harris, Mickey	10	1	0	0	1	3	5	16.0	22	10	10	1	4	4	0	0	0	0	5.63
Hearn, Jim	19	11	1	1	2	5	1	87.7	77	36	36	6	30	22	0	0	0	0	3.70
Meyer, Russ	12	0	0	0	0	2	0	16.7	18	8	8	1	5	5	0	0	0	2	4.32
Schanz, Charlie	16	0	0	0	2	0	2	19.7	20	10	9	1	13	8	0	0	0	0	4.12
Shoun, Clyde	16	0	0	0	1	0	2	24.7	21	5	5	2	8	7	0	0	0	1	1.82
Trucks, Virgil	5	0	0	0	0	1	0	9.3	10	7	7	2	5	12	0	0	0	0	6.75
Vander Meer, John	12	12	2	0	3	8	0	80.3	98	51	46	5	37	35	0	0	0	1	5.15

# Louisville Colonels



Louisville's general manager Branch Rickey took a huge chance in the offseason, signing Jackie Robinson to break the color line, and was rewarded with a .310/.452/.408 slash line, with six homers and five steals (and seven HBPs and no doubt many near misses); Robinson was an excellent addition to a very solid lineup, led by Harry "The Hat" Walker, who nearly led the league in hitting at .370, but was nosed out at the last by Phil Cavaretta. Billy Cox showed surprising power, leading the team with 11 homers, and Joe DiMaggio was solid at .282. Walker Cooper was great everyday (.326/.535/.382, 9 homers). Joe Dobson was a perfect 9-0, the best of a capable pitching staff; Johnny Rigney had 10 saves and a 1.10 ERA. They were only a game behind Columbus at the half, but faltered a bit as the Cougars ran away with it. Still, 36 wins tied for third best.

	G	AB	R	H	RBI	2B	3B	HR	BB	K	IBB	SB	CS	SAC	SF	HBP	DP	E	PB	BA	SA	OBP
Baumholtz, Frank	27	67	9	16	5	2	0	1	8	11	0	2	1	0	1	0	3	1	0	.239	.313	.320
Chapman, Sam	26	56	6	18	7	2	0	3	9	9	0	0	0	0	0	0	0	2	0	.321	.518	.415
Cooper, Walker	59	230	37	75	51	13	4	9	20	26	0	0	0	0	4	1	4	0	0	.326	.535	.382
Cox, Billy	51	200	25	53	35	14	1	11	13	11	0	0	3	2	2	0	3	5	0	.265	.510	.310
DiMaggio, Joe	62	259	36	73	49	18	3	8	21	17	0	0	0	0	5	0	4	1	0	.282	.467	.336
Gustine, Frank	62	256	34	85	28	9	3	2	16	26	0	3	1	1	4	0	4	3	0	.332	.414	.371
Hermanski, Gene	15	45	14	13	10	2	1	3	10	1	0	1	0	0	0	1	1	2	0	.289	.578	.429
Joost, Eddie	4	15	0	6	2	2	0	0	1	2	0	0	0	0	0	0	0	0	0	.400	.533	.438
Judnich, Walt	26	74	9	17	7	4	0	3	4	17	0	0	0	0	0	0	5	1	0	.230	.405	.269
McBride, Tom	15	42	3	10	5	2	0	0	4	1	0	0	0	0	0	0	1	0	0	.238	.286	.304
Partee, Roy	1	2	0	0	0	0	0	0	0	0	0	0	0	0	0	0	0	0	0	.000	.000	.000
Rice, Del	13	25	1	5	3	0	0	1	1	4	0	0	0	0	0	0	0	0	0	.200	.320	.231
Robinson, Jackie	62	248	50	77	24	13	2	6	34	10	0	5	1	0	0	7	1	0	0	.310	.452	.408
Stevens, Ed	0	0	0	0	0	0	0	0	0	0	0	0	0	0	0	0	0	0	0	.000	.000	.000
Suder, Pete	30	80	6	18	11	3	2	0	6	10	0	0	0	0	1	0	3	1	0	.225	.313	.279
Verban, Emil	53	202	28	56	16	6	2	0	15	6	0	0	1	0	0	0	2	3	0	.277	.327	.327
Vernon, Mickey	22	21	7	10	1	2	1	1	1	1	0	0	1	0	0	0	0	0	0	.476	.810	.500
Walker, Harry	59	238	39	88	26	11	6	0	33	32	0	11	2	0	1	1	4	3	0	.370	.466	.449
Black, Don	10	18	2	3	1	0	0	0	2	4	0	0	0	2	0	0	1	1	0	.167	.167	.250
Dobson, Joe	13	25	5	7	3	0	0	0	5	8	0	0	0	8	0	0	0	1	0	.280	.280	.400
Ferrick, Tom	16	0	0	0	0	0	0	0	0	0	0	0	0	0	0	0	0	0	0	.000	.000	.000
Gromek, Steve	14	0	0	0	0	0	0	0	0	0	0	0	0	0	0	0	0	0	0	.000	.000	.000
Hansen, Andrew	12	15	0	1	0	0	0	0	0	7	0	0	0	0	0	0	1	0	0	.067	.067	.067
Hutchinson, Fred	10	33	1	9	7	5	0	0	1	3	0	0	0	0	0	0	0	1	0	.273	.424	.294
Johnson, Earl	13	9	0	1	2	0	0	0	1	2	0	0	0	1	0	0	0	1	0	.111	.111	.200
Overmire, Stubby	13	4	0	1	0	0	0	0	0	1	0	0	0	0	0	0	0	0	0	.250	.250	.250
Raffensberger, Ken	8	10	0	2	0	0	0	0	0	7	0	0	0	3	0	0	0	0	0	.200	.200	.200
Rigney, Johnny	13	1	0	0	0	0	0	0	0	0	0	0	0	0	0	0	0	0	0	.000	.000	.000
Savage, Bob	23	2	0	0	0	0	0	0	1	1	0	0	0	0	0	0	0	1	0	.000	.000	.333
Trout, Dizzy	11	20	5	8	5	2	1	2	4	5	0	0	0	0	0	0	0	0	0	.400	.900	.500
Black, Don	10	10	0	0	2	6	0	57.0	88	54	54	10	30	13	0	0	0	1	8.53			
Dobson, Joe	13	13	3	2	9	0	0	98.0	79	39	37	9	31	67	0	2	0	0	3.40			
Ferrick, Tom	16	0	0	0	2	3	1	22.3	24	8	8	0	10	3	0	0	0	0	3.22			
Gromek, Steve	14	0	0	0	2	1	0	19.0	14	4	3	0	2	7	0	0	0	0	1.42			
Hansen, Andrew	12	4	2	2	3	0	0	42.7	40	18	18	3	20	7	0	1	0	0	3.80			
Hutchinson, Fred	10	10	8	1	5	5	0	83.7	63	30	30	6	22	35	0	0	0	1	3.23			
Johnson, Earl	13	6	1	1	3	1	1	49.3	52	24	22	2	16	37	0	0	0	1	4.01			
Overmire, Stubby	13	0	0	0	0	0	3	29.3	24	7	7	3	5	15	0	0	0	0	2.15			
Raffensberger, Ken	8	8	2	1	2	5	0	40.0	52	32	32	4	17	13	0	2	0	0	7.20			
Rigney, Johnny	13	0	0	0	0	0	10	16.3	9	2	2	0	10	9	0	0	0	0	1.10			
Savage, Bob	23	2	0	0	4	0	4	39.0	45	21	20	3	12	21	0	0	0	0	4.62			
Trout, Dizzy	11	9	0	0	4	5	0	58.3	78	35	35	4	17	31	0	0	0	1	5.40			

# Omaha Comets



There was no way to characterize the season other than dreadful. Luke Appling hit .317, the best of the full time players, but had little power; no one on the team managed more than 6 homers or 23 RBI. Power hitting Del Ennis managed to hit only .235, and Jerry Priddy as the regular second baseman hit .184. Mel Ott tried every combination he could manage, but his club had the worst offense and the worst pitching staff in the league, enough to drop them to 21-41, tying St. Paul for the lowest win total in league history. Other than Ed Lopat (7-5, 3.26), who twirled a perfect game in the second half, and lefty workhorse Joe Page (9 saves, 65 strikeouts in 41 innings) the pitching was really dreadful. Much of the 1948 draft was aimed at addressing that need. It can only get better.

	G	AB	R	H	RBI	2B	3B	HR	BB	K	IBB	SB	CS	SAC	SF	HBP	DP	E	PB	BA	SA	OBP
Appling, Luke	56	230	34	73	22	12	0	2	23	14	0	2	0	0	1	0	5	7	0	.317	.396	.379
Coleman, Ray	42	131	9	31	13	1	3	1	10	9	0	0	0	0	1	1	4	1	0	.237	.313	.296
Dillinger, Bob	40	161	14	46	12	6	0	0	9	14	0	3	2	0	0	0	3	1	0	.286	.323	.324
Ennis, Del	56	230	18	54	18	8	1	0	13	19	1	2	1	0	2	0	3	3	0	.235	.278	.276
Fleming, Les	24	28	4	5	4	2	0	0	6	5	0	0	0	0	0	0	0	0	0	.179	.250	.324
Garagiola, Joe	9	13	1	2	2	1	0	1	1	0	0	0	0	0	1	0	1	0	0	.154	.462	.214
Handley, Gene	10	24	2	4	0	0	1	0	2	1	0	0	0	0	0	0	1	1	0	.167	.250	.231
Jorgensen, Spider	35	116	17	27	8	9	6	0	9	12	0	0	0	1	1	0	0	1	0	.233	.414	.288
Kluttz, Clyde	26	98	13	28	6	4	2	0	8	6	0	0	0	0	1	1	8	1	0	.286	.367	.346
Litwhiler, Dan	31	93	13	35	15	3	2	4	15	10	0	0	0	0	0	0	2	1	0	.376	.581	.463
Moore, Terry	41	110	9	25	8	4	0	1	11	12	0	0	0	0	0	1	2	0	0	.227	.291	.303
Moses, Wally	24	40	8	13	6	5	1	0	5	0	0	0	0	0	0	0	1	0	0	.325	.500	.400
Priddy, Jerry	62	217	14	40	22	10	1	2	20	39	0	0	0	2	1	0	9	5	0	.184	.267	.253
Robinson, Eddie	35	111	8	23	9	3	1	1	12	8	0	0	0	0	0	0	5	0	0	.207	.279	.285
Wagner, Hal	34	125	13	35	9	6	0	1	13	15	0	0	0	0	0	1	1	0	0	.280	.352	.353
Westlake, Wally	45	159	23	42	22	7	0	6	9	27	0	0	0	0	1	3	5	1	0	.264	.421	.316
Young, Babe	34	120	9	28	23	8	0	4	14	14	0	0	0	0	2	0	2	0	0	.233	.400	.313

Benton, Al	6	6	0	1	0	0	0	0	0	1	0	0	0	2	0	0	0	0	0	.167	.167	.167
Caldwell, Earl	10	0	0	0	0	0	0	0	0	0	0	0	0	0	0	0	0	0	0	.000	.000	.000
Dorish, Fritz	14	1	0	0	0	0	0	0	0	0	0	0	0	2	0	0	0	0	0	.000	.000	.000
Drews, Karl	15	0	0	0	0	0	0	0	0	0	0	0	0	0	0	0	0	0	0	.000	.000	.000
Ferriss, Boo	13	20	6	8	4	1	0	0	3	2	0	0	0	1	0	0	2	0	0	.400	.450	.478
Gebrian, Peter	12	0	0	0	0	0	0	0	0	0	0	0	0	0	0	0	0	0	0	.000	.000	.000
Harrist, Earl	15	3	0	0	0	0	0	0	0	2	0	0	0	0	0	0	0	0	0	.000	.000	.000
Kinder, Ellis	10	19	2	3	0	0	0	0	2	6	0	0	0	0	0	0	0	0	0	.158	.158	.238
Kramer, Jack	11	16	0	2	1	0	0	0	2	4	0	0	0	2	0	0	0	0	0	.125	.125	.222
Lopat, Ed	12	36	2	6	2	1	0	0	1	6	0	0	0	1	0	0	0	0	0	.167	.194	.189
Page, Joe	23	2	0	1	0	0	0	0	0	1	0	0	0	0	0	0	0	1	0	.500	.500	.500
Rowe, Schoolboy	7	13	0	3	1	0	0	0	1	5	0	0	0	1	0	0	0	0	0	.231	.231	.286
Trinkle, Ken	16	0	0	0	0	0	0	0	0	0	0	0	0	0	0	0	0	0	0	.000	.000	.000

	G	GS	CG	Sho	W	L	S	IP	H	R	ER	HR	BB	K	IBB	WP	BK	HB	ERA
Benton, Al	6	6	0	0	0	4	0	27.0	45	29	26	1	24	13	0	0	0	0	8.67
Caldwell, Earl	10	0	0	0	0	0	0	17.7	19	9	9	3	8	6	0	0	0	0	4.58
Dorish, Fritz	14	2	0	0	0	2	0	27.3	37	16	16	0	14	8	0	0	0	1	5.27
Drews, Karl	15	0	0	0	1	1	1	18.0	15	8	8	3	14	7	0	0	0	0	4.00
Ferriss, Boo	13	12	1	0	4	5	0	70.3	106	54	53	6	33	18	0	0	0	1	6.78
Gebrian, Peter	12	0	0	0	0	0	0	23.3	27	12	12	6	12	5	0	0	0	0	4.63
Harrist, Earl	15	2	0	0	2	6	0	27.7	36	21	18	0	20	22	1	0	0	0	5.86
Kinder, Ellis	10	10	1	1	1	6	0	63.0	77	36	31	1	35	41	0	0	0	0	4.43
Kramer, Jack	11	11	0	0	1	8	0	60.7	97	60	58	10	32	18	0	0	0	1	8.60
Lopat, Ed	12	12	9	1	7	5	0	102.0	83	37	37	6	32	53	0	1	0	0	3.26
Page, Joe	23	0	0	0	3	1	9	41.3	37	13	13	1	19	65	0	0	0	0	2.83
Rowe, Schoolboy	7	7	0	0	2	2	0	43.0	61	28	28	4	13	14	0	1	0	1	5.86
Trinkle, Ken	16	0	0	0	0	1	0	24.0	29	13	13	1	10	10	0	0	0	0	4.88

# Providence Grays



If the team had performed better in the first half, the press flacks said, the Grays might have gotten to the World Series in 1947. They were torrid in the second half, going 21-10, to finish at 36-26; a solid record, only three games behind Fargo. Joe Gordon hit 13 homers and 14 doubles, driving in 60 and recording a fine .325/.567/.393; Stan Spence hit .299 and drove in 42; and Stan Musial was excellent (.333/.516/.415, 52 RBI), and Pee Wee Reese was great at the top of the lineup (.293/.430/.422). On the pitching side, there were no outstanding players other than Art Houtteman (5-0, 3.64), and the bullpen was very sketchy for much of the year, especially after Tommy Hughes and Bill McCahan were moved into the rotation. The entire 1948 draft was devoted to improving both the rotation and the pen, and there's a lot of excitement in Providence about the club's chances in the coming year.

	G	AB	R	H	RBI	2B	3B	HR	BB	K	IBB	SB	CS	SAC	SF	HBP	DP	E	PB	BA	SA	OBP
Edwards, Bruce	31	102	17	26	12	5	0	4	11	17	0	0	0	0	0	0	2	0	0	.255	.422	.327
Gordon, Joe	62	252	50	82	60	14	4	13	28	19	0	1	2	0	2	0	4	1	0	.325	.567	.393
Hodges, Gil	8	12	2	6	2	1	0	0	3	1	0	0	0	0	0	0	0	1	0	.500	.583	.600
Lake, Eddie	21	17	2	1	0	0	0	0	4	2	0	0	0	0	0	0	1	0	0	.059	.059	.238
Majeski, Hank	53	193	24	55	26	13	2	0	26	15	0	0	0	1	3	2	9	1	0	.285	.373	.376
Masi, Phil	38	139	22	35	19	9	1	5	16	16	0	1	2	0	0	0	4	1	2	.252	.439	.329
Musial, Stan	62	252	44	84	52	14	7	6	35	14	0	3	1	0	5	0	3	3	0	.333	.516	.415
Reese, Pee Wee	61	242	61	71	22	14	2	5	53	43	0	3	0	0	1	1	4	1	0	.293	.430	.422
Rojek, Stan	7	13	4	6	1	1	1	0	2	1	0	0	0	0	0	0	0	0	0	.462	.692	.533
Snider, Duke	13	41	6	8	2	2	0	0	2	14	0	0	0	0	0	1	0	1	0	.195	.244	.250
Spence, Stan	61	241	34	72	42	13	2	7	31	32	0	0	0	0	6	0	6	1	0	.299	.456	.379
Travis, Cecil	17	41	6	15	5	1	0	0	1	3	0	0	0	0	2	0	2	3	0	.366	.390	.381
Tucker, Thurman	36	111	17	17	6	1	1	1	18	23	0	2	2	0	0	0	1	1	0	.153	.207	.271
Wakefield, Dick	47	148	23	43	24	7	2	5	27	23	1	0	0	0	3	0	7	2	0	.291	.466	.400
Wyrostek, Johnny	52	198	28	49	29	6	1	4	21	15	0	0	0	0	1	0	5	0	0	.247	.348	.320

Borowy, Hank	7	0	0	0	0	0	0	0	0	0	0	0	0	0	0	0	0	0	0	.000	.000	.000
Burkhart, Ken	10	0	0	0	0	0	0	0	0	0	0	0	0	0	0	0	0	0	0	.000	.000	.000
Galehouse, Denny	10	6	0	0	0	0	0	0	0	3	0	0	0	1	0	0	0	0	0	.000	.000	.000
Heintzelman, Ken	7	1	0	0	0	0	0	0	0	0	0	0	0	0	0	0	0	1	0	.000	.000	.000
Higbe, Kirby	18	28	0	4	4	1	0	0	0	5	0	0	0	3	1	0	2	3	0	.143	.179	.143
Houtteman, Art	5	17	3	5	4	1	0	0	0	0	0	0	0	1	0	0	1	1	0	.294	.353	.294
Hughes, Tommy	15	10	0	2	1	0	0	0	1	2	0	0	0	2	1	0	0	0	0	.200	.200	.273
Judd, Oscar	11	0	0	0	0	0	0	0	0	0	0	0	0	0	0	0	0	0	0	.000	.000	.000
Lee, Thornton	16	1	0	0	0	0	0	0	0	1	0	0	0	0	0	0	0	0	0	.000	.000	.000
McCahan, Bill	14	15	0	4	0	0	0	0	1	3	0	0	0	4	0	0	0	2	0	.267	.267	.313
Ostermueller, Fritz	11	22	1	3	0	0	0	0	1	5	0	0	0	2	0	0	1	0	0	.136	.136	.174
Raschi, Vic	6	18	2	4	2	0	0	0	1	3	0	0	0	2	0	0	0	0	0	.222	.222	.263
Wilks, Ted	2	0	0	0	0	0	0	0	0	0	0	0	0	0	0	0	0	0	0	.000	.000	.000
Wynn, Early	13	40	3	11	9	4	0	0	0	6	0	0	0	0	2	0	0	0	0	.275	.375	.275
Wyse, Hank	12	0	0	0	0	0	0	0	0	0	0	0	0	0	0	0	0	0	0	.000	.000	.000

	G	GS	CG	ShO	W	L	S	IP	H	R	ER	HR	BB	K	IBB	WP	BK	HB	ERA
Borowy, Hank	8	0	0	0	0	0	0	8.7	18	8	8	1	6	4	0	0	0	0	8.31
Burkhart, Ken	10	0	0	0	2	0	0	11.7	16	7	7	4	0	2	0	1	0	0	5.40
Galehouse, Denny	10	2	0	0	2	1	0	26.3	33	18	17	4	11	8	0	0	0	0	5.81
Heintzelman, Ken	8	0	0	0	0	2	3	11.7	17	5	5	2	6	6	1	0	0	0	3.86
Higbe, Kirby	18	13	0	0	3	7	4	89.7	90	53	49	10	58	54	1	1	0	2	4.92
Houtteman, Art	6	5	1	0	5	0	0	42.0	45	22	17	1	15	14	0	0	0	2	3.64
Hughes, Tommy	15	6	1	1	2	1	7	46.3	48	22	22	0	24	15	0	0	0	0	4.27
Judd, Oscar	12	0	0	0	0	1	1	16.3	21	7	6	0	5	3	0	0	0	1	3.31
Lee, Thornton	16	0	0	0	3	1	2	17.3	17	12	12	5	8	15	0	0	0	0	6.23
McCahan, Bill	15	7	3	2	5	2	1	59.3	55	25	24	3	23	16	0	0	0	0	3.64
Ostermueller, Fritz	11	10	2	0	3	3	0	72.0	73	35	35	1	37	14	0	1	0	0	4.38
Raschi, Vic	6	6	1	0	4	1	0	47.7	44	21	21	7	16	21	0	0	0	0	3.97
Wilks, Ted	2	0	0	0	0	0	0	3.0	2	0	0	0	0	1	0	0	0	0	0.00
Wynn, Early	12	12	3	0	5	6	0	85.7	110	53	53	10	29	22	0	1	0	0	5.57
Wyse, Hank	15	1	1	0	2	1	1	24.0	23	12	12	5	14	7	1	0	0	0	4.50

# Raleigh Robins



For a club that had a number of outstanding hitters, the Raleigh results were far less than player-manager Rick Ferrell would have liked. Phil Cavaretta won a batting title by the narrowest margin (.370), and Johnny Pesky was outstanding (.354/.447/.428, 15 doubles); Dixie Walker hit .301, and Elmer Valo hit .300 in part-time duty, and Enos Slaughter was very capable (.294/.458/.385, 8 triples). But the team hit only 23 homers (in a year where the league had 400 total), and the team leader had only 5. Ferrell himself only got into 11 games, and announced his retirement as a player at season's end. On the mound, Larry Jansen was the best at 4-6, 3.74, but the pitching results were lackluster; rookie Spec Shea was just awful (3-5, 4.86); and while Ed Klieman was decent (4 saves, 3.13 ERA) Emil Kush was flammable (6 saves, but 7.76 ERA). The 1948 draft is largely weighted toward improving the lineup, with the addition of Ashburn and Kluszewski. As with Omaha, it can only get better.

	G	AB	R	H	RBI	2B	3B	HR	BB	K	IBB	SB	CS	SAC	SF	HBP	DP	E	PB	BA	SA	OBP
Berardino, Johnny	23	67	8	8	6	2	0	1	15	4	0	1	0	0	1	0	2	3	0	.119	.194	.280
Cavaretta, Phil	49	181	16	67	23	10	2	0	22	18	0	0	0	0	1	1	7	2	0	.370	.448	.441
Christman, Mark	13	18	2	8	2	2	0	0	2	1	0	0	0	0	1	0	1	0	0	.444	.556	.500
Evans, Al	25	89	9	27	11	2	0	0	8	10	0	0	0	0	1	0	3	1	0	.303	.326	.361
Ferrell, Rick	11	27	3	7	3	2	0	0	0	5	0	0	0	0	2	0	0	1	1	.259	.333	.259
Hamner, Granny	0	0	0	0	0	0	0	0	0	0	0	0	0	0	0	0	0	0	0	.000	.000	.000
Jones, Jake	29	72	9	10	1	3	0	0	8	12	0	3	0	0	1	1	4	1	0	.139	.181	.235
Kennedy, Bob	24	50	7	18	7	5	0	1	3	4	0	0	0	0	0	0	4	1	0	.360	.520	.396
Lindell, Johnny	23	56	9	17	6	5	3	0	9	9	0	0	0	0	0	0	1	1	0	.304	.500	.400
Mueller, Ray	29	113	17	33	24	8	0	5	11	19	0	0	0	0	1	0	4	0	1	.292	.496	.355
Pesky, Johnny	62	246	41	87	28	15	4	0	32	14	1	3	3	0	7	0	6	2	0	.354	.447	.428
Rigney, Bill	45	140	17	33	21	9	1	5	13	20	0	2	2	0	2	0	1	4	0	.236	.421	.301
Rowell, Bama	36	130	23	40	16	7	0	3	11	14	0	1	3	0	0	0	3	3	0	.308	.431	.362
Ryan, Connie	42	133	16	30	7	6	1	1	19	15	0	1	3	1	1	1	2	3	0	.226	.308	.327
Slaughter, Enos	61	238	38	70	50	14	8	3	34	17	0	2	0	0	7	1	7	3	0	.294	.458	.385
Thompson, Hank	11	33	2	8	7	0	1	1	5	4	0	0	1	0	0	0	1	3	0	.242	.394	.342
Valo, Elmer	43	170	35	51	21	5	1	0	28	21	0	5	0	0	1	0	1	0	0	.300	.341	.399
Walker, Dixie	62	246	34	74	41	12	2	3	31	24	1	2	1	0	6	1	4	3	0	.301	.402	.381

Bonham, Bill	13	0	0	0	0	0	0	0	0	0	0	0	0	0	0	0	0	0	0	.000	.000	.000
Gregg, Hal	13	2	0	0	0	0	0	0	0	1	0	0	0	0	0	0	0	0	0	.000	.000	.000
Haynes, Joe	9	24	0	3	2	0	0	0	0	1	0	0	0	4	0	0	1	0	0	.125	.125	.125
Jansen, Larry	12	29	2	6	2	0	0	0	0	2	0	0	0	4	0	0	2	0	0	.207	.207	.207
Kennedy, Monte	10	18	1	0	1	0	0	0	2	3	0	0	0	2	1	0	0	2	0	.000	.000	.100
Klieman, Ed	23	0	0	0	0	0	0	0	0	0	0	0	0	0	0	0	0	0	0	.000	.000	.000
Kush, Emil	23	2	1	1	1	1	0	0	0	0	0	0	0	0	0	0	0	0	0	.500	1.000	.500
Lade, Doyle	11	21	0	5	0	1	0	0	1	4	0	0	0	2	0	0	0	0	0	.238	.286	.273
Sanford, Jack	9	18	3	8	4	1	0	0	3	3	0	0	0	2	0	0	0	0	0	.444	.500	.524
Shea, Spec	9	19	1	1	0	1	0	0	2	4	0	0	0	2	0	0	0	0	0	.053	.105	.143
Stephens, Bryan	14	0	0	0	0	0	0	0	0	0	0	0	0	0	0	0	0	0	0	.000	.000	.000
Voiselle, Bill	9	10	0	1	0	0	0	0	0	6	0	0	0	0	0	0	1	0	0	.100	.100	.100

	G	GS	CG	ShO	W	L	S	IP	H	R	ER	HR	BB	K	IBB	WP	BK	HB	ERA
Bonham, Bill	13	0	0	0	1	0	2	10.3	10	6	6	3	4	5	0	0	0	0	5.23
Gregg, Hal	13	0	0	0	0	1	3	24.3	26	12	12	0	14	17	0	0	0	2	4.44
Haynes, Joe	9	9	4	0	3	3	0	71.3	61	27	26	0	26	15	0	1	0	2	3.28
Jansen, Larry	12	12	1	0	4	6	0	86.7	85	41	36	4	26	24	0	0	0	0	3.74
Kennedy, Monte	10	10	1	0	2	4	0	60.7	69	42	41	2	36	19	0	0	3	6.08	
Klieman, Ed	23	0	0	0	1	0	4	31.7	32	11	11	2	12	9	0	0	0	3.13	
Kush, Emil	23	0	0	0	2	4	7	26.7	30	24	23	2	22	12	0	0	1	7.76	
Lade, Doyle	11	10	2	0	3	6	0	71.3	57	37	35	6	36	23	0	1	1	4.42	
Sanford, Jack	9	9	2	0	3	4	0	55.3	85	45	41	2	22	14	0	0	1	6.67	
Shea, Spec	9	9	0	0	3	5	0	63.0	67	36	34	8	43	33	0	0	0	4.86	
Stephens, Bryan	14	0	0	0	3	1	0	19.0	22	12	12	1	12	5	0	0	0	5.68	
Voiselle, Bill	9	3	0	0	2	1	0	31.7	35	23	22	4	17	19	0	1	0	6.25	

# Saint Paul Saints



There were a few highlights for St. Paul in 1947, but not many. Ralph Kiner was excellent, with 15 homers, 46 RBI and a .292/.557/.378 slash line; Jeff Heath hit 9 homers in part time duty, with a .321 BA and a .599 slugging average. Grady Hatton was among the league leaders early in the season but slipped to a .266 average, but contributed 16 doubles and 6 triples; Buddy Kerr hit .298 with 5 homers. They were victimized by Ralph Branca's no-hitter, and simply didn't get on base enough, walking less than 200 times. On the pitching side, there were few highlights; Butch Wensloff had a number of poor outings; despite 8 saves he notched a 5.95 ERA. Walk Masterson led all starters with 5 wins, a quarter of the team's total, but only a 4.41 ERA. Much of the draft for 1948 focuses on pitching, which desperately needs improvement. They're hoping for at least .500.

	G	AB	R	H	RBI	2B	3B	HR	BB	K	IBB	SB	CS	SAC	SF	HBP	DP	E	PB	BA	SA	OBP
Berra, Yogi	29	108	10	27	17	1	1	4	3	8	0	0	0	0	1	0	6	1	1	.250	.389	.270
Clark, Allie	10	25	2	6	1	0	0	0	2	1	0	0	0	0	0	0	4	0	0	.240	.240	.296
Culler, Dick	6	5	1	2	1	0	0	0	1	0	0	0	0	0	0	0	0	0	0	.400	.400	.500
Doby, Larry	3	11	0	2	1	1	0	0	0	3	0	0	0	0	0	0	1	0	0	.182	.273	.182
Fletcher, Elbie	22	58	5	10	6	4	0	0	9	9	0	0	0	0	1	0	0	1	0	.172	.241	.284
Haas, Bert	45	156	17	41	14	6	2	0	19	10	0	0	2	0	3	0	1	2	0	.263	.327	.343
Hatton, Grady	60	203	31	54	25	16	6	4	33	20	0	1	1	0	2	0	7	3	0	.266	.463	.369
Heath, Jeff	43	137	27	44	21	9	1	9	12	24	0	0	0	0	1	0	5	1	0	.321	.599	.376
Hodgin, Elmer	9	21	1	2	0	0	0	0	0	0	0	0	0	0	0	0	1	1	0	.095	.095	.095
Hopp, Johnny	41	70	9	18	3	4	0	0	5	3	0	4	1	0	0	0	2	1	0	.257	.314	.307
Kerr, Buddy	61	248	26	74	20	11	1	5	11	21	0	0	0	0	2	0	3	2	0	.298	.411	.328
Kiner, Ralph	62	219	35	64	46	13	0	15	30	26	0	0	0	0	4	0	5	6	0	.292	.557	.378
Lombardi, Ernie	9	27	2	7	3	2	0	0	3	2	0	0	0	0	0	0	1	0	0	.259	.333	.333
Mayo, Eddie	23	32	5	9	1	2	1	0	4	2	0	0	0	0	0	0	1	0	0	.281	.406	.361
Russell, Jim	31	67	6	13	3	3	0	0	7	8	0	1	0	0	1	0	2	0	0	.194	.239	.270
Scheffing, Bob	26	97	4	34	17	6	2	1	2	9	0	0	0	0	2	0	3	0	0	.351	.485	.364
Schoendienst, Red	62	259	29	57	12	7	1	0	15	15	0	3	1	2	3	1	1	3	0	.220	.255	.265
Thomson, Bobby	55	207	19	41	23	8	1	4	23	30	0	0	0	0	1	0	5	4	0	.198	.304	.278

Bahr, Ed	7	9	0	1	0	0	0	0	0	3	0	0	0	1	0	0	2	1	0	.111	.111	.111
Candini, Milo	8	2	0	0	0	0	0	0	0	0	0	0	0	1	0	0	0	0	0	.000	.000	.000
Dickson, Murry	14	15	1	6	2	0	0	0	0	4	0	0	0	1	2	0	0	1	0	.400	.400	.400
Dietrich, Bill	16	0	0	0	0	0	0	0	0	0	0	0	0	0	0	0	0	0	0	.000	.000	.000
Grove, Orval	14	1	0	0	0	0	0	0	0	0	0	0	0	0	0	0	0	0	0	.000	.000	.000
Lively, Bud	12	0	0	0	0	0	0	0	0	0	0	0	0	0	0	0	0	0	0	.000	.000	.000
Masterson, Walt	13	32	1	5	4	0	2	0	1	18	0	0	0	1	0	0	2	0	0	.156	.281	.182
Munger, George	15	30	3	5	1	0	0	0	2	7	0	0	0	1	0	0	1	0	0	.167	.167	.219
Poat, Ray	15	2	1	1	0	1	0	0	1	0	0	0	0	1	0	0	0	1	0	.500	1.000	.667
Reynolds, Allie	11	21	2	5	3	0	0	0	4	5	0	0	0	1	0	0	0	1	0	.238	.238	.360
Schmitz, John	11	21	0	0	0	0	0	0	1	10	0	0	0	0	0	0	0	0	0	.000	.000	.045
Wensloff, Butch	17	0	0	0	0	0	0	0	0	0	0	0	0	0	0	0	0	0	0	.000	.000	.000

	G	GS	CG	ShO	W	L	S	IP	H	R	ER	HR	BB	K	IBB	WP	BK	HB	ERA
Bahr, Ed	7	5	1	1	2	3	0	36.3	36	17	17	2	11	12	0	0	0	1	4.21
Candini, Milo	8	0	0	0	0	0	0	10.3	10	7	7	1	2	5	0	0	0	0	6.10
Dickson, Murry	14	9	0	0	4	4	1	63.7	70	41	40	6	33	26	0	1	0	1	5.65
Dietrich, Bill	16	1	0	0	0	1	3	32.7	26	12	11	0	14	11	0	0	0	0	3.03
Grove, Orval	14	0	0	0	0	0	1	27.7	39	22	20	2	23	5	0	0	0	0	6.51
Lively, Bud	12	0	0	0	1	1	1	16.3	15	11	10	3	6	0	0	0	0	0	5.51
Masterson, Walt	13	12	4	1	5	4	0	85.7	98	44	42	7	36	57	0	0	0	0	4.41
Munger, George	15	12	2	0	3	7	0	85.0	98	45	40	4	30	52	0	1	0	0	4.24
Poat, Ray	15	1	0	0	0	2	1	20.3	32	19	18	6	6	4	0	0	0	0	7.97
Reynolds, Allie	11	11	0	0	3	7	0	72.7	79	51	51	13	39	50	0	0	0	1	6.32
Schmitz, John	11	11	1	1	2	8	0	72.3	88	41	39	1	29	32	0	0	0	2	4.85
Wensloff, Butch	17	0	0	0	1	4	8	19.7	26	13	13	4	9	2	1	1	0	0	5.95



# Two No-Hitters . . .

After a so-so first half, 1945 champ Indianapolis was watching the season slip away. Ace Ralph Branca had gone 5-2, 3.53 in the first half, and had been beaten up by Fargo a few days earlier, but he was firing on all cylinders when he took the mound against last-place St. Paul on Day 47.

He had support from the first inning, when Andy Pafko drove Bob Elliott across the plate to give the Aces a 1-0 lead. In the fourth, Pafko hit a solo homer against Ed Bahr, and he drove in two more as part of a three-run fifth.

Meanwhile Branca was mowing down St. Paul hitters. He gave up a walk to Berra in the second and then picked him off; a walk to Elbie Fletcher was erased by a double play in the third. Schoendienst walked twice in the sixth and the eighth, but never got to second base. It was all Branca all afternoon, and it ended with a 6-0 victory.



<b>Indianapolis</b>	1	0	0	1	3	0	0	0	1	—	6	13	1
<b>St. Paul</b>	0	0	0	0	0	0	0	0	0	—	0	0	0

## INDIANAPOLIS ACES

	AB	R	H	RBI	BB	K
Stirnweiss, 2b	4	1	1	0	1	1
Elliott, 3b	4	2	1	0	1	0
Furillo, rf	5	1	4	2	0	0
Holmes, cf	5	1	3	2	0	0
Pafko, lf	5	1	3	2	0	0
F. McCormick, 1b	5	0	1	0	0	0
Marion, ss	4	0	0	0	0	1
Early, c	3	0	0	0	1	2
Branca, p	4	0	0	0	0	2
=====						
<b>TOTALS</b>	<b>33</b>	<b>6</b>	<b>13</b>	<b>6</b>	<b>3</b>	<b>6</b>

2B - Elliott, Furillo, Holmes.  
 HR - Pafko.  
 DP - Pafko.  
 SB - Stirnweiss.

	IP	H	R	ER	HR	BB	SO
Branca (W)	9.0	0	0	0	0	4	3
=====							
	9.0	0	0	0	0	4	3

E - Elliott.

## SAINT PAUL SAINTS

	AB	R	H	RBI	BB	K
Schoendienst, 2b	2	0	0	0	2	0
Kerr, ss	4	0	0	0	0	2
Thomson, rf	4	0	0	0	0	0
Kiner, lf	3	0	0	0	0	0
Russell, cf	3	0	0	0	0	0
Hatton, 3b	3	0	0	0	0	0
Berra, c	2	0	0	0	1	0
Fletcher, 1b	2	0	0	0	1	1
Bahr, p	1	0	0	0	0	0
Mayo, ph*	1	0	0	0	0	0
Grove, p	0	0	0	0	0	0
Candini, p	0	0	0	0	0	0
Hopp, ph†	1	0	0	0	0	0
=====						
<b>TOTALS</b>	<b>26</b>	<b>0</b>	<b>0</b>	<b>0</b>	<b>4</b>	<b>3</b>

\* Popped up for Bahr in the 6th.  
 † Grounded out for Candini in the 9th.

DP - Bahr.

	IP	H	R	ER	HR	BB	SO
Bahr (L)	6.0	8	5	5	1	2	5
Grove	2.1	5	1	1	0	1	1
Candini	0.2	0	0	0	0	0	0
=====							
	9.0	13	6	6	1	3	6



# . . .On The Same Day!

It was a long summer in Omaha, in part because management had invested little in its starting pitching staff. Lefty Ed Lopat was the only solid performer; he'd been at .500 at the halfway point with a 3-3 record, and had gone 1-1 since. The previous day, Ewell Blackwell had taken a no-hitter into the fifth inning, and had wound up giving up only one hit – a single to Terry Moore – and had struck out 13.

But while Branca was baffling hitters in St. Paul, Lopat was doing him one better. Warren Spahn danced in and out of trouble all day, scattering 11 hits, including four doubles, but only surrendered three runs; but the Omaha lefty was retiring hitter after hitter. In the end, he struck out five and never let a runner reach base, twirling a perfect game for his fifth win of the year. He even drove in a run with a seventh-inning double.



At the end of the season, Lopat would have a 7-5 record with eight complete games, and only one shutout – but it was a real beauty.

<b>Buffalo</b>	0	0	0	0	0	0	0	0	0	0	–	0	0	0
<b>Omaha</b>	0	0	0	0	0	1	2	0	0	0	–	3	11	0

#### BUFFALO CHARGERS

	AB	R	H	RBI	BB	K
M. McCormick, lf	3	0	0	0	0	0
Kurowski, 3b	3	0	0	0	0	0
Waitkus, 1b	3	0	0	0	0	0
Doerr, 2b	3	0	0	0	0	0
Mullin, cf	3	0	0	0	0	1
Miller, ss	3	0	0	0	0	0
Metkovich, rf	3	0	0	0	0	3
Tebbetts, c	3	0	0	0	0	1
Spahn, p	2	0	0	0	0	0
Kolloway, ph*	1	0	0	0	0	0
=====						
<b>TOTALS</b>	<b>27</b>	<b>0</b>	<b>0</b>	<b>0</b>	<b>0</b>	<b>5</b>

\* Grounded out for Spahn in the 9th.

	IP	H	R	ER	HR	BB	SO
Spahn (L)	8.0	11	3	3	0	1	2
=====							
	8.0	11	3	3	0	1	2

#### OMAHA COMETS

	AB	R	H	RBI	BB	K
Dillinger, 3b	3	1	2	1	1	0
Appling, ss	4	0	1	0	0	0
Ennis, lf	4	0	0	0	0	0
B. Young, 1b	4	0	1	1	0	0
Litwhiler, cf	4	0	2	0	0	0
Kluttz, c	4	1	1	0	0	0
Coleman, rf	3	0	1	1	0	1
Priddy, 2b	3	0	2	0	0	1
Lopat, p	3	1	1	1	0	0
=====						
<b>TOTALS</b>	<b>29</b>	<b>5</b>	<b>8</b>	<b>5</b>	<b>1</b>	<b>2</b>

2B - Litwhiler, Priddy, Lopat, Dillinger.

DP - Kluttz.

SB - Dillinger.

	IP	H	R	ER	HR	BB	SO
Lopat	9.0	0	0	0	0	0	5
=====							
	9.0	0	0	0	0	0	5

# Highlights - First Half

On Day 4, Providence and Buffalo played the longest game in the league's history – a 19-inning marathon won by the Grays on a **Cecil Travis** single. 14 pitchers were used by the two teams.

Day 12 featured a dominating performance by **Ewell Blackwell**. "The Whip" held Omaha to five hits, striking out 13. The following day Fort Smith's **Nelson Potter** benefitted from a huge 14-run outburst by his team against a helpless St. Paul staff. Fort Smith would sweep the series, holding the Saints to just four runs in the three games.

On Day 18, St. Paul suffered another tough loss when their closer Butch Wensloff came in with a one run lead and gave up five straight hits, culminating in a three-run homer by **Stan Spence**. St. Paul did get its revenge the next day, scoring 10 runs off Early Wynn and other **Providence** relievers.

On Day 21, Buffalo's **Frank Papish** walked five, including a ninth-inning intentional pass to Raleigh's **Johnny Pesky**, but still managed to walk away with a 3-hit shutout. The next day was nowhere near as tight: the Chargers knocked out 12 runs, including a 7-run seventh inning, to power **Warren Spahn** to a complete-game victory.

In one of the few bright spots in a difficult season, Omaha defeated Providence in the bottom of the 11th inning in the first game of the Day 27 doubleheader on a **Ray Coleman** triple. **Joe Page** pitched three innings for a win after giving up a game-tying hit in the 9th.

Homers were up all around the league, and Columbus knocked out three in a 10-4 rout of eventual World Series opponent Fargo, also on Day 27. **Barney McCosky** hit one in the second inning and also contributed two triples. In the second game of a doubleheader on the same day, Raleigh hit three of their own, delivering 20 hits in a 17-7 rout of the Aces.

**Frank Papish** recorded another shutout on Day 33, just before the All-Star Break, holding the St. Paul Saints to four hits. He had 6 runs and 13 hits to support him this time.

Former champ Indianapolis showed their batting prowess to close out the first half, outscoring Providence 25-10 in three games. **Paul Erickson** didn't get a win in the third game, as he was injured in a first base collision with **Kirby Higbe** in the fifth inning.

# Highlights - Second Half

**Ewell Blackwell** pitched another high-strikeout game to begin the second half, whiffing 11 Providence Grays en route to a 10-4 victory on Day 38. (He would pitch two high strikeout shutouts later in the season. Buffalo lost the other two games of the series; **Tommy Hughes** went the distance on Day 40, shutting out Buffalo 3-0. Shutouts were in the air: **Ed Bahr** and **Johnny Schmitz** pitched them back-to-back against Omaha on Days 39 and 40; and **Jesse Flores** also won 1-0 against Indianapolis on Day 40.

On Day 44, **Doyle Lade** missed the shutout, giving up a second-inning homer to **Jeff Heath** but still shutting down St. Paul on two hits, winning 2-1.

A few days later, **Ralph Branca** recorded a no-hitter against St. Paul, facing only 30 batters. This was the day after **Ewell Blackwell** struck out 13 in a one-hitter, and the same day as **Ed Lopat** of Omaha threw a perfect game against Buffalo. Something was clearly in the water.

All through the summer, **Johnny Mize** was a dominant power hitter, ultimately breaking all existing records for homers and RBI. In a four-game series against Louisville, he homered in three straight games – something hardly seen during the war years.

On Day 49, St. Paul's **Yogi Berra** showed a little of the talent the team expects in the future: he hit a third-inning grand slam off Fort Smith's **Bob Lemon**, going 4-for-5 and helping the Saints to a 10-2 rout. While out of the lineup a few days later, his club only managed two hits against **Al Brazle**, dropping a 5-0 decision.

**Harry Brecheen** almost delivered another no-hitter on Day 53 for Fargo against Fort Smith, giving up only an eighth-inning single to **Ed Yost** in a 7-0 win. The next day, **Early Wynn** had huge run support, going the distance against St. Paul in a 16-3 win. Providence put up seven runs in the fourth inning, with a **Joe Gordon** three-run homer in the middle.

Another tough-luck relief performance was provided by **Cliff Fannin** on Day 56 as he surrendered a three-run lead against Providence, which scored four in the ninth capped by **Stan Spence**'s second home run of the day for Providence, giving them a 9-8 win. On Day 63 **Emil Kush** suffered much the same fate, giving up four in the ninth against Providence.

Columbus closed in on its pennant on Days 63-65, outscoring Fort Smith 33-8, outhitting them 53-22, though they dropped the final game 4-1, no doubt due to exhaustion.

# All-Star Game

## at Columbus

The All-Star Game was held at Columbus, the home of the defending champions. The Southern All-Stars got on the board in the fourth inning against Ewell Blackwell on a double by Gustine and singles from Mize and Dixie Walker; in the fifth, they beat up Bob Feller and Sam Zoldak, scoring five runs. The North didn't get on the board until the eighth, when they scored two runs against Ralph Branca. It was an impressive offensive performance for a lopsided victory.

<b>Northern All-Stars</b>	0 0 0 2 5 0 1 0 1 - 9 12 0
<b>Southern All-Stars</b>	0 0 0 0 0 0 0 2 0 - 2 5 0

### SOUTHERN DIVISION ALL-STARS

	AB	R	H	RBI	BB	K
H. Walker, cf	2	1	1	0	1	0
J. DiMaggio, cf	2	0	0	0	0	0
Pesky, ss	1	0	0	0	1	0
Hutchinson, p	0	0	0	0	0	0
Boudreau, ph-ss§	2	1	1	0	1	0
Gustine, 3b	4	2	2	1	0	0
J. Rigney, p	0	0	0	0	0	0
Elliott, ph©	1	0	0	0	0	0
Branca, p	0	0	0	0	0	0
Klieman, p	0	0	0	0	0	0
Mize, 1b	2	1	1	1	0	0
R. Mueller, c	3	2	2	2	0	0
W. Cooper, c	1	0	0	0	1	1
J. Robinson, pr-lb†	3	1	2	0	0	0
D. Walker, lf	3	1	2	2	0	0
Northey, ph-lf‡	1	0	0	0	0	0
Furillo, rf	5	0	0	0	0	2
Stirnweiss, 2b	4	0	2	2	0	0
Stanky, 2b	0	0	0	0	0	0
Sain, p	0	0	0	0	0	0
Stephens, ph-ss*	2	0	0	0	0	0
V. Lombardi, p	0	0	0	0	0	0
W. Marshall, ph‡	1	0	0	0	0	0
Leonard, p	0	0	0	0	0	0
Kell, ph-3bμ	1	0	0	0	0	0
=====						
<b>TOTALS</b>	<b>38</b>	<b>9</b>	<b>13</b>	<b>8</b>	<b>4</b>	<b>3</b>

\* Flew out for Sain in the 3rd.  
 † Ran for Cooper in the 4th.  
 § Singled for Hutchinson in the 5th.  
 ‡ Flew out for Stephens in the 5th.  
 μ Flew out for Leonard in the 7th.  
 © Flew out for Rigney in the 8th.  
 † Hit into a double play for D. Walker the 9th.

2B - Gustine, Mueller 2.      3B - Stirnweiss.  
 SF - D. Walker.  
 DP - Northey.  
 SB - Pesky (1st inning, off Scheffing/Spahn).

	IP	H	R	ER	HR	BB	SO
Sain	2.0	1	0	0	0	1	1
Hutchinson	1.0	1	0	0	0	1	0
V. Lombardi (W)	1.0	1	0	0	0	1	0
Leonard	2.0	0	0	0	0	0	1
J. Rigney	1.0	0	0	0	0	1	0
Branca	1.0	2	2	2	0	1	1
Klieman (S)	1.0	0	0	0	0	0	0
=====							
	9.0	5	2	2	0	5	3

### NORTHERN DIVISION ALL-STARS

	AB	R	H	RBI	BB	K
Reiser, cf	4	0	1	0	0	1
Keltner, ph©	1	0	0	0	0	0
Appling, ss	1	0	0	0	1	1
Blackwell, p	0	0	0	0	0	0
Hegan, c	2	1	1	0	0	0
Kurowski, 3b	4	0	1	0	0	0
Kiner, lf	2	0	0	0	0	0
Rizzuto, ss	1	1	0	0	1	0
J. Gordon, 2b	4	0	1	0	0	0
G. Hatton, lf	0	0	0	0	0	0
Waitkus, lb	4	0	1	2	0	0
Spence, rf	1	0	0	0	1	0
Heath, ph-rf§	1	0	0	0	1	1
Scheffing, c	1	0	0	0	1	0
Feller, p	0	0	0	0	0	0
Zoldak, p	0	0	0	0	0	0
Torgeson, ph‡	1	0	0	0	0	0
Lopat, p	0	0	0	0	0	0
Reese, phμ	1	0	0	0	0	0
Spahn, p	0	0	0	0	0	0
Galan, ph-lf*	1	0	0	0	0	0
Nicholson, lf†	1	0	0	0	0	0
Doerr, ph-2b	2	0	0	0	0	0
=====						
<b>TOTALS</b>	<b>32</b>	<b>2</b>	<b>5</b>	<b>2</b>	<b>5</b>	<b>3</b>

\* Grounded out for Spahn in the 3rd.  
 † Flew out for Galan in the 4th.  
 § Walked for Spence in the 7th.  
 ‡ Popped up for Zoldak in the 7th.  
 μ Flew out for Lopat in the 9th.  
 © Flew out for Reiser in the 9th.

2B - J. Gordon, Waitkus.  
 SB - Reiser (1st inning, off Cooper/Sain).

	IP	H	R	ER	HR	BB	SO
Spahn	0.0	0	0	0	0	0	0
Blackwell (L)	0.0	0	0	0	0	0	0
Feller	0.0	0	0	0	0	0	0
Zoldak	0.0	0	0	0	0	0	0
Lopat	0.0	0	0	0	0	0	0
=====							
	9.0	12	9	9	0	4	3

MVP - Gustine.



# Stars



Ewell Blackwell, BUF



Whitey Kurowski, BUF



Bobo Newsom, COL




Lou Boudreau, COL



Harry Brecheen, FAR




Bob Feller, FAR



Ted Williams, FSM




Vic Lombardi, FSM



Bob Elliott, IND



Carl Furillo, IND




Jackie Robinson, LOU



Johnny Rigney, LOU



Ed Lopat, OMA



Del Ennis, OMA



Stan Musial, PRO



Joe Gordon, PRO




Dixie Walker, RAL



Johnny Pesky, RAL




Grady Hatton, STP



Ralph Kiner, STP

# Management Shakeup

Up in St. Paul, they called him “Cholly Jolly.” He was popular with his players, and was very easygoing on the bench and in the clubhouse; for all that the team finished last every year (except for the miracle of 1945, when they went to the World Series against the unstoppable Indianapolis Aces), he was even




tempered about the Saints’ performance. But the 1947 campaign, the worst of all, was all that the management and the fans could handle. A capable and well-respected manager, Charlie Grimm will now retire to his comfortable cabin on the shores of Lake Koshkonong in Wisconsin. St. Paul may be done with him but it’s unclear whether “Cholly Jolly” is done with baseball.

## Charlie Grimm’s Managerial Record

YEAR	W	L	Result
1943	28	34	5th Place, N
1944	26	36	5th Place, N
1945	34	28	1st Place, N; World Series loss
1946	26	36	T-4th Place, N
1947	21	41	5th Place, N
<b>TOTAL</b>	<b>135</b>	<b>175</b>	

Catchers are a popular choice for management. While on the field, they see the whole game and work with the whole pitching staff. As St. Paul moves forward with Yogi Berra as its principal catcher, it has turned to its former catcher Frankie “Blimp” Hayes, to manage the club.

He was a St. Paul Saint for four years; his best year was 1945, the year the team went to the World Series, mostly batting eighth, and helping keep opponents’ running game down; never a fast runner due to bad knees, he was occasionally a dangerous hitter, and worked well with young pitchers and the Saint Paul infield. He was always a fierce and sometimes a tempermental competitor.




When a team underperforms, it’s not possible to fire the whole team; often the manager is given up in hopes of changing the team’s direction. Frankie Hayes has been with the franchise since its inception, and has lived through the losing years; he may be less patient than his predecessor. Expect a new attitude when the 1948 campaign begins, with Hayes at the helm.

## Frank Hayes’ Hitting Record


YEAR	G	HR	RBI	BA	SA	OBP
1943	26	4	10	.253	.456	.314
1944	45	4	14	.215	.375	.276
1945	37	3	12	.256	.385	.356
1946	29	0	9	.204	.243	.274

# Parks and Managers

## NORTHERN DIVISION



**OFFERMANN STADIUM**  
Ossie Bluege, Manager, Buffalo



**BARNETT FIELD**  
Steve O'Neill, Manager, Fargo



**ROURKE PARK**  
Jimmie Dykes, Manager, Omaha



**CRANSTON FIELD**  
Frankie Frisch, Manager, Providence



**LEXINGTON PARK**  
Frank Hayes, Manager, St. Paul

## SOUTHERN DIVISION



**COOPER STADIUM**  
Lou Boudreau, Player-Manager, Columbus



**ANDREWS FIELD**  
Bob Johnson, Manager, Fort Smith



**VICTORY FIELD**  
Bill McKechnie, Manager, Indianapolis



**PARKWAY FIELD**  
Mel Ott, Manager, Louisville



**DEVEREAUX FIELD**  
Rick Ferrell, Manager, Raleigh



# The World Series

Columbus ran the table again in 1947, leading the league with an even better record than in 1946. Both on the mound and at bat, they were among the league leaders. In the Northern Division, the Fargo Phantoms led at the half and stepped on the gas afterward, going 21-10 after the All-Star Game. The World Series was a rematch from the previous year – and the results were exactly the same.

## GAME 1 at COLUMBUS

A rematch from 1946, Feller and Newhouser faced off against each other again. Both teams scored a run in the first inning, and an Earl Torgeson triple against Prince Hal put the Phantoms in the lead in the top of the sixth. But George McQuinn responded with a solo homer in the bottom of the inning, and a Willard Marshall triple drove in a second run. After a walk to Bud Rosar, Doc Cramer hit into a 4-6-3 double play, and Marshall came home with the go-ahead run. That was all the scoring, and it was enough for a victory.

*Columbus 4, Fargo 3      WP – Newhouser      LP – Feller*

## GAME 2 at COLUMBUS

Just as in 1946, Harry Brecheen was up next for Fargo, with Dutch Leonard matching up with him. Brecheen had been among the best in the league, going 8-3, 2.89. The Phantoms gave him early run support on an RBI single by Keltner in the first and a single by Sturgeon after a Sid Gordon triple in the second. A third run came in on a Jim Hegan sac fly in the sixth, giving Fargo a 3-1 lead. Manager O'Neill gave The Cat a quick hook after he gave up two straight hits in the bottom of the sixth, but Tex Hughson, Kent Peterson and Rex Barney shut the Cougars down the rest of the way, so Fargo left Columbus with the Series tied at 1-1.

*Fargo 3, Columbus 1      WP – Brecheen      LP – Leonard      S – Barney*





### **GAME 3 at FARGO**

Johnny Sain took the mound for Columbus in Game 3, and he dueled with Red Barrett through the nine regulation innings, with the game tied at 1. In the tenth inning Barrett tied, but Al Gettel got the Phantoms out of the 10th, and then took the mound in the 11th with the game still knotted at 1-1. Gettel got two outs and then the wheels came off the bus. He walked Boudreau and Marshall and was relieved by Kent Peterson, who gave up a triple, two doubles, two walks and a single before the nightmare inning ended. With a 7-1 lead, Sain finished off Fargo 1-2-3 in the 11th for a complete game win.

*Columbus 7, Fargo 1 (11 innings)      WP – Sain    LP – Gettel*

### **GAME 4 at FARGO**

A very disheartened Fargo club took the field in Game 4 in a rematch between Game 1 starters Newhouser and Feller. Rapid Robert was on the back foot early, giving up a double to Aaron Robinson in the second, and an opposite field home run to the unlikely Benny Zientara, putting Fargo in a 3-0 hole. The Phantoms rallied in the fifth with a triple, a walk and two singles, tying the game at 3. Bullpens then took charge. Newhouser was lifted for a pinch-hitter after 7, while Fargo clung to a slim 4-3 lead. But after retiring the first two in the ninth, Feller gave up two hits and a walk to tie the game. In the tenth inning Gordon Maltzberger gave up a walk and two hits, and Glenn Moulder gave up an additional hit, giving Columbus closer Clyde King a 3-run lead to protect. He surrendered a solo homer to Chuck Diering, but closed out the game for a 7-5 win and a 3-1 lead in the series.

*Columbus 9, Fargo 0                      WP – Taylor              LP – Maltzberger    S – King*

### **GAME 5 at FARGO**

Down three games to one, Fargo tapped Harry Brecheen for Game 5, just as in 1946. He surrendered two runs in the third and one in the fifth, and it was more than enough. Dutch Leonard gave up an unearned run on a Pep Johnson error in the seventh, and was lifted for a pinch-hitter in the ninth. Clyde King came on with a 5-1 lead and made it exciting, loading the bases on two walks and a single – but Phil Rizzuto came up and hit a blistering line drive that was speared by George McQuinn, giving Columbus its second straight championship.

*Columbus 5, Fargo 1                      WP – Leonard            LP – Brecheen        S – King*

**Series MVP – George McQuinn, Columbus**

# Teams

## NORTHERN DIVISION



Buffalo Chargers  
Buffalo, NY



Fargo Phantoms  
Fargo, ND



Omaha Comets  
Omaha, NB



Providence Grays  
Providence, RI



St. Paul Saints  
St. Paul, MN

**1943 CHAMPIONS**

## SOUTHERN DIVISION



Columbus Cougars  
Columbus, GA



Fort Smith Rangers  
Fort Smith, AR



Indianapolis Aces  
Indianapolis, IN



Louisville Colonels  
Louisville, KY



Raleigh Robins  
Raleigh, NC

**1946 CHAMPIONS**  
**1947 CHAMPIONS**

**1945 CHAMPIONS**

**1944 CHAMPIONS**