

# 1979 Cincinnati Reds



APBA	Won	Lost	Pct
Cincinnati	95	66	0.590

Actual	Won	Lost	Pct
Cincinnati	90	71	0.559

One Run Games	30	29	0.508
Blowouts (5+)	35	15	0.700
Extra Innings	5	10	0.333
Shutouts	10	9	0.526

One Run Games	30	30	0.500
Blowouts (5+)	23	14	0.622
Extra Innings	5	6	0.455
Shutouts	10	5	0.667

Atlanta	13	5	0.722
Houston	9	9	0.500
San Diego	9	8	0.529
San Francisco	13	5	0.722
Los Angeles	12	6	0.667
Pittsburgh	9	3	0.750
Montreal	3	9	0.250
Philadelphia	8	4	0.667
New York	8	4	0.667
St. Louis	5	7	0.417
Chicago	6	6	0.500
Vs. NL West	56	33	0.629
Vs. NL East	39	33	0.542

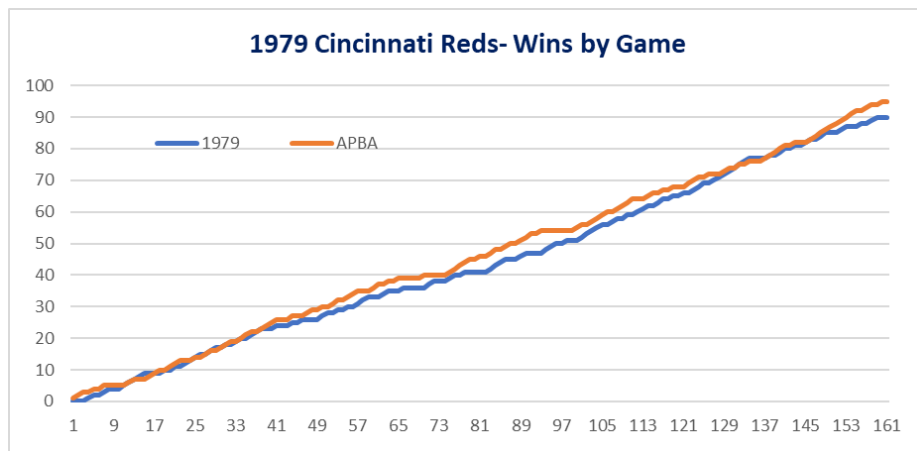
Atlanta	12	6	0.667
Houston	8	10	0.444
San Diego	10	7	0.588
San Francisco	6	12	0.333
Los Angeles	11	7	0.611
Pittsburgh	8	4	0.667
Montreal	6	6	0.500
Philadelphia	8	4	0.667
New York	8	4	0.667
St. Louis	8	4	0.667
Chicago	5	7	0.417
Vs. NL West	47	42	0.528
Vs. NL East	43	29	0.597

The **Cincinnati Reds** forged ninety-five (95) wins in the replay, five wins greater than actual play. The Reds played eight (8) of the eleven (11) opponents within 1 game of their actual head-to-head records.

The Reds exactly matched their 1-run game, extra-inning game and shutout game win totals.

Forty eight percent (48%) of the replay games matched their actual win/loss outcomes.

The standard deviation of wins in the replay versus actual play was 2.67.

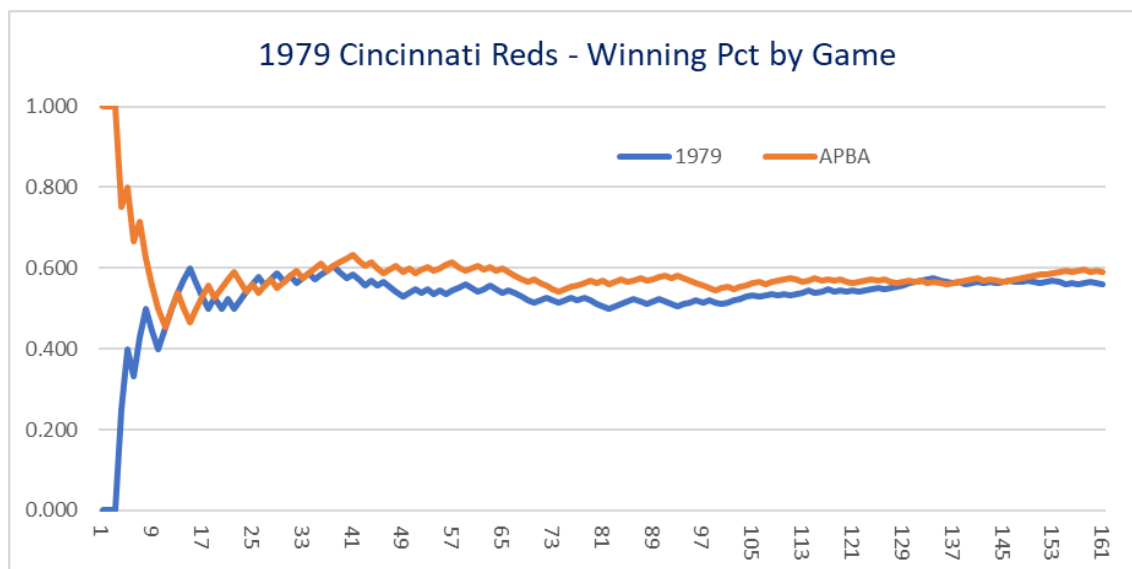



### Season at a Glance

In the replay, the Reds matched their actual record of 83-63 after 146 games into the season.

The Reds team batting average was .274 in the replay versus .264 in actual play. Reds team replay ERA was 3.57 versus 3.60 actual.

Reds opponents team batting average was .259 in the replay versus .260 in actual play.






	G	AB	R	H	2B	3B	HR	RBI	SB	CS	SB%
<b>APBA Team Batting</b>	<b>161</b>	<b>5,560</b>	<b>791</b>	<b>1,524</b>	<b>241</b>	<b>32</b>	<b>159</b>	<b>763</b>	<b>85</b>	<b>45</b>	<b>65%</b>
<b>1979</b>	<b>161</b>	<b>5,477</b>	<b>731</b>	<b>1,445</b>	<b>266</b>	<b>31</b>	<b>132</b>	<b>686</b>	<b>99</b>	<b>47</b>	<b>68%</b>

	BB	SO	HBP	SAC	GDP	ROE	PA	BA	OBP	SLG	OPS	ISO
<b>APBA Team Batting</b>	<b>574</b>	<b>969</b>	<b>12</b>	<b>108</b>	<b>132</b>	<b>69</b>	<b>6,254</b>	<b>.274</b>	<b>.350</b>	<b>.415</b>	<b>.765</b>	<b>.141</b>
<b>1979</b>	<b>614</b>	<b>902</b>	<b>19</b>	<b>108</b>	<b>128</b>	<b>72</b>	<b>6,218</b>	<b>.264</b>	<b>.338</b>	<b>.396</b>	<b>.734</b>	<b>.132</b>

	TB	HR%	SO%	BB%	XBH%	X/H%	SO/BB	AB/SO	AB/HR	AB/RBI
<b>APBA Team Batting</b>	<b>2,306</b>	<b>2.5%</b>	<b>15.5%</b>	<b>9.2%</b>	<b>6.9%</b>	<b>28.3%</b>	<b>1.69</b>	<b>5.7</b>	<b>35.0</b>	<b>7.3</b>
<b>1979</b>	<b>2,169</b>	<b>2.1%</b>	<b>14.5%</b>	<b>9.9%</b>	<b>6.9%</b>	<b>29.7%</b>	<b>1.47</b>	<b>6.1</b>	<b>41.5</b>	<b>8.0</b>



**Tom Hume MG-12(13\*) (Z)**  
 Righthander, Hume  
**19 wins, 2 losses, 6 saves, Replay**  
**10 wins, 9 losses, 17 saves, Actual**

	APP	GS	GF	CG	SHO	W	L	SV	PCT	ERA
<b>APBA Team Pitching</b>	<b>463</b>	<b>161</b>	<b>133</b>	<b>28</b>	<b>1</b>	<b>95</b>	<b>66</b>	<b>26</b>	<b>.590</b>	<b>3.57</b>
<b>1979</b>	<b>442</b>	<b>161</b>	<b>134</b>	<b>27</b>	<b>7</b>	<b>90</b>	<b>71</b>	<b>40</b>	<b>.559</b>	<b>3.60</b>

	IP	H	R	ER	HR	BB	SO	HBP	BK	WP
<b>APBA Team Pitching</b>	<b>1,447.1</b>	<b>1,419</b>	<b>627</b>	<b>574</b>	<b>111</b>	<b>477</b>	<b>815</b>	<b>14</b>	<b>6</b>	<b>35</b>
<b>1979</b>	<b>1,440.1</b>	<b>1,415</b>	<b>644</b>	<b>576</b>	<b>103</b>	<b>485</b>	<b>773</b>	<b>18</b>	<b>7</b>	<b>30</b>

**Seaver, LaCoss, Norman, Bonham:** Combined for 46-35-4 record versus 50-34-0 in actual play.

	BF	WHIP	H9	HR9	BB9	SO9	SO/W	HR%	SO%	BB%	SO-BB%
<b>APBA Team Pitching</b>	<b>6,092</b>	<b>1.310</b>	<b>8.8</b>	<b>0.9</b>	<b>3.7</b>	<b>6.3</b>	<b>1.71</b>	<b>1.8%</b>	<b>13.4%</b>	<b>7.8%</b>	<b>5.6%</b>
<b>1979</b>	<b>6,083</b>	<b>1.319</b>	<b>8.8</b>	<b>0.8</b>	<b>3.7</b>	<b>6.0</b>	<b>1.59</b>	<b>1.7%</b>	<b>12.7%</b>	<b>8.0%</b>	<b>4.7%</b>

### Cincinnati Reds Opponents Batting

	G	PA	AB	R	H	2B	3B	HR	BI	TB	SB	CS	SB%
<b>OPP Totals</b>	<b>161</b>	<b>6,092</b>	<b>5,473</b>	<b>627</b>	<b>1,419</b>	<b>221</b>	<b>37</b>	<b>111</b>	<b>597</b>	<b>2,047</b>	<b>117</b>	<b>61</b>	<b>66%</b>
<b>Actual 1979</b>	<b>161</b>	<b>6,083</b>	<b>5,451</b>	<b>644</b>	<b>1,415</b>	<b>257</b>	<b>52</b>	<b>103</b>		<b>2,085</b>	<b>110</b>	<b>55</b>	<b>67%</b>

	BB	SO	HB	DP	SH	RE	BA	OBP	SLG
<b>OPP Totals</b>	<b>477</b>	<b>815</b>	<b>14</b>	<b>118</b>	<b>128</b>	<b>62</b>	<b>.259</b>	<b>.325</b>	<b>.374</b>
<b>Actual 1979</b>	<b>485</b>	<b>773</b>	<b>18</b>	<b>122</b>	<b>128</b>	<b>69</b>	<b>.260</b>	<b>.320</b>	<b>.383</b>

## Cincinnati Reds Pitching

Cincinnati	G	IP	H	R	ER	HR	BB	SO	HB	WP	BK	BF
Seaver	41	215	166	77	74	19	74	127	-	4	2	870
1979	32	215	187	85	75	16	61	131	-	4	-	868
LaCoss	40	206 2/3	200	98	95	16	79	94	2	3	-	879
1979	35	205 2/3	202	92	80	13	79	73	2	3	3	868
Norman	35	195 1/3	194	88	86	10	68	97	-	2	-	830
1979	34	195 1/3	193	86	79	14	57	95	-	2	1	817
Bonham	32	177	166	76	58	18	49	70	3	10	1	727
1979	29	175 2/3	173	80	74	14	60	78	8	6	3	741
Hume	60	163	129	46	41	9	41	72	1	2	1	643
1979	57	163	162	54	50	12	33	80	-	2	-	669
Moskau	22	106 1/3	110	48	44	6	52	68	1	6	-	459
1979	21	106 1/3	107	53	46	9	51	58	-	6	-	470
Pastore	34	97 1/3	128	59	54	8	26	74	2	1	2	436
1979	30	95 1/3	102	47	45	8	23	63	1	2	-	407
Bair	64	96 1/3	118	38	35	9	28	97	2	3	-	431
1979	65	94 1/3	93	47	45	7	51	86	3	3	-	430
Tomlin	48	58 2/3	41	15	15	5	13	38	-	2	-	225
1979	53	58 1/3	59	29	17	3	18	30	1	2	-	244
Borbón	29	44 2/3	57	23	19	4	10	25	-	2	-	197
1979	30	44 2/3	48	17	17	2	8	23	-	-	-	188
Sarmiento	26	38 2/3	43	23	18	2	11	27	1	-	-	164
1979	23	38 2/3	47	21	20	2	7	23	1	-	-	164
Soto	24	37 1/3	56	31	31	4	19	22	2	-	-	182
1979	25	37 1/3	33	25	22	2	30	32	1	-	-	169
Capilla	5	6 2/3	9	4	3	-	6	2	-	-	-	33
1979	5	6 1/3	7	6	6	1	5	-	1	-	-	32
Leibrandt	3	4 1/3	2	1	1	1	1	2	-	-	-	16
1979	3	4 1/3	2	2	-	-	2	1	-	-	-	16

Tom Seaver was utilized in nine games in relief in the replay to fulfill his 215 innings pitched. Seaver was forced out of a few games early as opponents busted him in early innings.

Despite playing in (59) 1-run games in the replay versus (60) in actual play, the Reds save opportunities were lacking in the replay.

## Cincinnati Reds Pitching

Cincinnati	W	L	SV	GS	GF	CG	SH	ERA	WHIP	H9	MG
Seaver	12	8	3	32	7	9	1	3.10	1.116	6.9	14 (Y)
1979	16	6	-	32	-	9	5	3.14	1.153	7.8	
LaCoss	8	10	1	32	3	6	-	4.14	1.350	8.7	11 G
1979	14	8	-	32	-	6	1	3.50	1.366	8.8	
Norman	13	8	-	31	1	4	-	3.96	1.341	8.9	8
1979	11	13	-	31	-	5	-	3.64	1.280	8.9	
Bonham	13	9	-	29	3	4	-	2.95	1.215	8.4	8
1979	9	7	-	29	-	2	-	3.79	1.326	8.9	
Hume	19	2	6	12	30	2	-	2.26	1.043	7.1	12(13*) (Z)
1979	10	9	17	12	33	2	-	2.76	1.196	8.9	
Moskau	4	6	-	15	2	1	-	3.72	1.524	9.3	8 (Y)(W)
1979	5	4	-	15	1	1	-	3.89	1.486	9.1	
Pastore	6	6	5	9	14	2	-	4.99	1.582	11.8	4 (Y)(Z)
1979	6	7	4	9	10	2	1	4.25	1.311	9.6	
Bair	4	8	2	-	31	-	-	3.27	1.516	11.0	6* (XY)
1979	11	7	16	-	42	-	-	4.29	1.527	8.9	
Tomlin	7	2	5	-	15	-	-	2.30	0.920	6.3	14* (Y)(Z) G
1979	2	2	1	-	17	-	-	2.62	1.320	9.1	
Borbón	1	1	1	-	14	-	-	3.83	1.500	11.5	5* (Y)(Z)
1979	2	2	2	-	18	-	-	3.43	1.254	9.7	
Sarmiento	3	2	1	1	3	-	-	4.19	1.397	10.0	3(4*) (Y)(Z) G
1979	-	4	-	1	5	-	-	4.66	1.397	10.9	
Soto	4	3	2	-	9	-	-	7.47	2.009	13.5	5* (X)(W) G
1979	3	2	-	-	7	-	-	5.30	1.688	8.0	
Capilla	1	1	-	-	-	-	-	4.05	2.250	12.2	4(6*) (W)
1979	1	-	-	-	-	-	-	8.53	1.895	9.9	
Leibrandt	-	-	-	-	1	-	-	2.08	0.692	4.2	4* (R)(W)
1979	-	-	-	-	1	-	-	-	0.923	4.2	

George Thomas "Tom"

**SEAVER**

Grade B Pitcher (2) (Y)

G	GS	IP	W	L	SV	ERA	BB	SO	HR
32	32	215	16	6	0	3.14	61	131	16

Cincinnati	G	PA	AB	R	H	2B	3B	HR	BI	TB	SB	CS
Concepción	149	666	598	86	160	23	5	12	75	229	20	6
1979	149	666	590	91	166	25	3	16	84	245	19	7
Knight	148	609	562	66	183	26	3	11	75	248	4	5
1979	150	604	551	64	175	37	4	10	79	250	4	4
Driessen	138	582	510	92	139	28	-	30	90	257	6	6
1979	150	589	515	72	129	24	3	18	75	213	11	5
Bench	128	538	469	62	126	9	-	28	96	219	5	2
1979	130	538	464	73	128	19	-	22	80	213	4	2
Morgan	121	538	441	87	123	22	2	11	61	182	24	8
1979	127	538	436	70	109	26	1	9	32	164	28	6
Foster	122	505	451	78	146	18	1	35	122	271	2	4
1979	121	505	440	68	133	18	3	30	98	247	-	2
Pitchers	161	510	451	37	77	9	-	1	25	89	-	-
1979	161	444	400	22	61	8	-	2	25	75	-	-
Collins	93	401	376	63	139	14	7	4	39	179	10	2
1979	122	429	396	59	126	16	4	3	35	159	16	9
Griffey	94	421	367	67	129	35	6	9	54	203	10	6
1979	95	420	380	62	120	27	4	8	32	179	12	5
Gerónimo	105	401	360	42	87	19	5	3	36	125	1	2
1979	123	400	356	38	85	17	4	4	38	122	1	1
Kennedy	63	233	216	30	59	5	-	1	22	67	1	2
1979	83	250	220	29	60	7	-	1	17	70	4	3
Cruz	69	230	199	23	46	11	-	2	14	63	1	1
1979	74	215	182	24	44	10	2	4	27	70	-	1
Blair	44	155	147	13	30	5	1	4	15	49	-	-
1979	75	155	140	7	21	4	1	2	15	33	-	-
Correll	42	157	141	12	31	6	-	3	15	46	-	-
1979	48	150	133	14	31	12	-	1	15	46	-	-
Auerbach	34	94	80	7	12	4	2	2	8	26	-	1
1979	62	116	100	17	21	8	1	1	12	34	-	1
Summers	20	78	69	8	15	3	-	3	9	27	1	-
1979	27	74	60	10	12	2	1	1	11	19	-	1
Spilman	39	73	67	11	11	2	-	-	6	13	-	-
1979	43	65	56	7	12	3	-	-	5	15	-	-
DeFreites	19	37	35	2	6	1	-	-	-	7	-	-
1979	23	35	34	2	7	2	-	-	4	9	-	-
Henderson	9	13	10	2	3	-	-	-	1	3	-	-
1979	10	13	13	1	3	1	-	-	2	4	-	-
Domingo	7	7	6	1	1	1	-	-	-	2	-	-
1979	7	7	6	-	1	-	-	-	-	1	-	-
Oester	6	3	3	2	1	-	-	-	-	1	-	-
1979	6	3	3	-	-	-	-	-	-	-	-	-
Mejías	3	3	2	-	-	-	-	-	-	-	-	-
1979	7	2	2	1	1	-	-	-	-	1	-	-

Cincinnati	BB	SO	DP	HB	SH	RE	BA	OBP	SLG
Concepción	55	93	21	-	13	10	.268	.344	.383
1979	64	73	18	-	12	12	.281	.348	.415
Knight	34	63	16	-	13	7	.326	.373	.441
1979	38	57	20	3	12	6	.318	.360	.454
Driessen	64	76	12	-	8	13	.273	.362	.504
1979	62	77	6	3	9	2	.250	.330	.414
Bench	62	86	7	1	6	10	.269	.358	.467
1979	67	73	11	-	7	9	.276	.364	.459
Morgan	87	61	10	1	9	5	.279	.402	.413
1979	93	45	8	1	8	5	.250	.379	.376
Foster	49	104	9	2	3	4	.324	.398	.601
1979	59	105	11	3	3	7	.302	.386	.561
Pitchers	26	138	4	1	32	11	.171	.209	.197
1979	12	145	10	-	32	5	.153	.177	.188
Collins	20	44	2	1	4	-	.370	.400	.476
1979	27	48	6	2	4	6	.318	.364	.402
Griffey	51	33	8	-	3	-	.351	.438	.553
1979	36	39	7	1	3	4	.316	.374	.471
Gerónimo	37	64	12	-	4	-	.242	.329	.347
1979	37	56	8	2	5	2	.239	.312	.343
Kennedy	15	35	11	-	2	1	.273	.348	.310
1979	28	31	4	-	2	3	.273	.355	.318
Cruz	28	42	7	1	2	1	.231	.343	.317
1979	31	39	8	-	2	3	.242	.350	.385
Blair	4	28	4	-	4	1	.204	.239	.333
1979	11	27	4	-	4	1	.150	.209	.236
Correll	14	37	5	1	1	-	.220	.311	.326
1979	14	26	3	1	2	1	.233	.309	.346
Auerbach	11	23	-	1	2	-	.150	.247	.325
1979	14	19	1	-	2	2	.210	.304	.340
Summers	7	15	2	2	-	2	.217	.308	.391
1979	13	15	1	1	-	3	.200	.351	.317
Spilman	4	7	1	1	1	4	.164	.219	.194
1979	7	5	1	2	-	-	.214	.323	.268
DeFreites	1	13	-	-	1	-	.171	.189	.200
1979	-	16	1	-	1	1	.206	.200	.265
Henderson	3	2	-	-	-	-	.300	.462	.300
1979	-	2	-	-	-	-	.231	.231	.308
Domingo	1	3	1	-	-	-	.167	.375	.333
1979	1	3	-	-	-	-	.167	.286	.167
Oester	-	1	-	-	-	-	.333	.333	.333
1979	-	1	-	-	-	-	.000	.000	.000
Mejías	1	1	-	-	-	-	.000	.333	.000
1979	-	-	-	-	-	-	.500	.500	.500



**George Arthur "Corky"  
FOSTER**  
(S) Outfielder (2)

G	AB	R	H	HR
121	440	68	133	30
RBI	SB	BA	SLG	OBP
98	0	.302	.561	.386

11- 1-2	31- 9-6	51- 8-6
12- 25-7	32- 26-7	52- 27-7
13- 14-6	33- 0-2	53- 15-6
14- 30-7	34- 31-7	54- 32-7
15- 8-6	35- 9-6	55- 8-5
16- 28-6	36- 14-6	56- 34-6
21- 13-6	41- 24-8	61- 40-6
22- 0-2	42- 14-6	62- 13-6
23- 12-6	43- 29-6	63- 31-6
24- 13-6	44- 7-3	64- 13-6
25- 8-6	45- 14-6	65- 35-8
26- 13-6	46- 13-6	66- 1-1

J-2  
-1/-2 1979 CIN

**Charles Ray "Ray"  
KNIGHT**  
Thirdbaseman (4)

G	AB	R	H	HR
150	551	64	175	10
RBI	SB	BA	SLG	OBP
79	4	.318	.454	.360

11- 6-1	31- 8-1	51- 8-1
12- 25-6	32- 26-6	52- 27-6
13- 39-1	33- 6-1	53- 19-1
14- 30-2	34- 31-2	54- 32-2
15- 10-1	35- 9-1	55- 7-1
16- 28-2	36- 14-1	56- 34-2
21- 30-1	41- 24-6	61- 24-1
22- 7-1	42- 9-1	62- 26-1
23- 12-1	43- 29-6	63- 31-2
24- 13-4	44- 7-1	64- 13-1
25- 8-1	45- 14-1	65- 35-6
26- 24-2	46- 32-2	66- 0-1

J-1  
+5/-4 1979 CIN

1979 National League West	W	L	PCT	GB
Cincinnati Reds	90	71	.559	-
Houston Astros	89	73	.549	1.5
Los Angeles Dodgers	79	83	.488	11.5
San Francisco Giants	71	91	.438	19.5
San Diego Padres	68	93	.422	22.0
Atlanta Braves	66	94	.413	23.5

1979 National League East	W	L	PCT	GB
Pittsburgh Pirates	98	64	.605	-
Montreal Expos	95	65	.594	2.0
St. Louis Cardinals	86	76	.531	12.0
Philadelphia Phillies	84	78	.519	14.0
Chicago Cubs	80	82	.494	18.0
New York Mets	63	99	.389	35.0

Total Replay Plate Appearances (both teams): 12,346 versus 12,301 actual

Days to Complete Replay: 58



All APBA cards are available for purchase from APBA Games, [apbagames.com](http://apbagames.com)